

**STANLEY**<sup>®</sup>

**Security Solutions**



# **EXIT DEVICES**

PRICE LIST 60ED

Effective: April 4, 2011

**STANLEY**<sup>®</sup>

**phi**<sup>™</sup>

## Contents

### GENERAL INFORMATION

Content .....	2
What is new to this Price List .....	3
Sales Policy .....	4
Warranty.....	5
How to Order .....	6
Finishes.....	6
Special Weights .....	36

### 2000 APEX SERIES

#### WIDE STILE DEVICES, TRIMS & OPTIONS

Rim Devices .....	7
Surface Vertical Rod Devices .....	8
Mortise Devices .....	9
Wood Door Concealed	
Vertical Rod Devices .....	12
Concealed Vertical Rod Devices .....	13

### 2000 APEX SERIES

#### NARROW STILE DEVICES, TRIMS & OPTIONS

Rim Devices .....	10
Concealed Vertical Rod Devices .....	11
Decorative Levers.....	14

### 5000 RELIANT SERIES

#### RELIANT DEVICES, TRIMS & OPTIONS

Rim Devices .....	15
Surface Vertical Rod Devices.....	16

### 100, 200, 300 OLYMPIAN SERIES

#### OLYMPIAN DEVICES, TRIMS & OPTIONS

Rim Devices .....	17
Surface Vertical Rod Devices.....	18
Mortise Devices .....	19

### Arm-A-Dor®

Complete Product Assemblies .....	20
Optional Kits.....	20
Deadbolts .....	20

### TRIMS - Wide Stile, Narrow Stile, Olympian

Pull and Lever Trims .....	21
----------------------------	----

### ELECTRICAL PRODUCTS

Door Position Monitoring Switch.....	25
Electric Mortise Lock .....	25
Exit Alarm .....	25
Power Supplies, Control Module, Battery Backup .....	24
Power Transfers .....	25

### ACCESSORIES

Dummy Touchbars, Mortise Lock, Fire Bolt Assembly, Transom Bracket, Tools, Cylinders .....	23
---	----

### CONVERSION KITS

Cylinder Attachment Kits .....	31
Cylinder Dogging Kits .....	27, 28
Electric Lock/Unlock Kit.....	24
ELR Conversion Kits .....	24
Monitoring Conversion Kits.....	24
Q Option Retrofit Kits .....	24
Shim Kits.....	27, 28
Trim Conversion Kits.....	31

### COMPONENT ASSEMBLIES

Apex Wide Stile.....	26, 27
Apex Narrow Stile .....	28
Reliant.....	29
Olympian.....	30, 31

### MISCELLANEOUS

Accessories .....	23
Cylinders.....	23
Mortise Locks .....	23, 24
Mullions and Fittings .....	22
Screws and Fasteners .....	6
Security Screws .....	6
Sex Bolts .....	6
Strikes.....	22

Note: Door Accessory pricing (e.g. Lockguards, Filler Plates, etc.) see the Door Accessories Brochure.

## WHAT IS NEW IN THIS PRICE LIST

UltraShield™



### UltraShield Antimicrobial Option

UltraShield is a powder coat finish option available to all 630 (Stainless steel) finish Apex 2000 series exit devices and trims. The UltraShield option provides continuous, 24/7 microbe fighting protection for the life of the product. This microbe fighting protection, which is also available on several BEST lockset products, is used on a wide variety of applications such as healthcare, hospitality, food service, and educational facilities. As an added measure of performance, UltraShield has been successfully tested by an independent laboratory with a certifiable 99.9% germ kill rate. To easily identify the products with this protective coating, the products are professionally laser etched to include the UltraShield logo on the latch cover.

How to order information on this new feature can be found on page 6.

### Decorative Lever Offering



Several popular decorative lever designs currently available to the BEST 40H mortise locksets, have been made available to the Precision Hardware 2900 and 4900 lever trim series. Incorporating the decorative lever portfolio to the Precision Hardware product line provides increased flexibility for customers who desire an expanded choice of elegant designs and style continuity throughout their facilities. Each lever design has been rigorously tested to exceed the ANSI/BHMA Grade 1 standards for functional and finish durability.

How to order and available finishes can be found on page 6, lever design images can be found on page 14.

If you want additional information regarding these new products or any other Stanley products, please contact local Stanley sales representative or the Stanley Customer Service team at 800.711.6814. You can also view the Precision Hardware catalogs by visiting [www.precisionhardware.com](http://www.precisionhardware.com)

## Sales Policies

**PRICES:** All previous prices are superseded by this List Price. All prices are subject to change without notice. Orders for users outside the continental United States will be by quotation from the International Department to cover any additional import duties, freight, communications, and insurance cost.

All valid orders must either be accompanied by a valid quote or be part of a current and registered buying program. If an order is received that does not meet either of these conditions, it will not be entered and will be forwarded to the local contract construction representative for resolution.

ALL PRICES WILL BE FILLED AT PRICES IN EFFECT AT THE TIME OF ORDER.

**ORDERS:** Stanley Security Solutions, Inc (Stanley) reserves the right to decline orders in which the price or quantity of goods is not satisfactory. Stanley will not be bound to fill any orders unless or until they have been accepted at the Indianapolis office. Stanley will accept orders via phone, email, fax or courier.

**Note:** Receipt or possession of this price book does not grant approval to quote or purchase Stanley products. Please contact your Stanley sales representative for further details.

For customers who have been issued a valid quote: **THE QUOTE NUMBER AND PRICE LIST NUMBER USED MUST BE CLEARLY REFERENCED ON THE ORDER.** A \$100 service fee will be deducted from any credit issued on an order in which the quote number and proper price list number was not referenced.

**SPECIAL ORDERS:** Any modification to a standard product configuration is considered a special order. No credits will be issued for returned special orders unless authorized by Customer Service (800) 392-5209.

**PHONE ORDERS:** Accuracy of phone orders will be determined by receipt of a written confirmation or acceptance of our acknowledgment.

**SAMPLES:** Please contact your local Contract Construction Representative (CR) for sample requests.

**CANCELLATIONS:** After orders are entered for manufacturing, cancellations cannot be accepted without our permission, and may be subject to a cancellation charge equivalent to 30% of the purchase price.

**MINIMUM CHARGE:** The expense of handling an order necessitates a minimum charge of \$50.00 net per invoice.

**TERMS:** Thirty (30) days net. Stanley reserves the right to add a service charge to all invoices past due. International sales are accepted with a confirmed irrevocable letter of credit.

**DELIVERY:** We endeavor to make prompt shipment of all orders, but we shall not be held responsible for any loss or damage resulting from delay in filling orders due to causes beyond our control, including delivery of material to us.

**FREIGHT ALLOWANCES:** All shipments are F.O.B. factory via carrier we select. Goods in transit are at the risk of the buyer. Single or combined shipments including Stanley lock sets, exit devices, and door closers will be considered for free freight with orders at or above \$6,000 net (product combination must be on same purchase order). These freight terms apply only to a single destination within the contiguous United States.

**EXPORT REGULATIONS:** Purchaser agrees to conform to, and abide by, the export laws and regulations of the United States, including, but not limited to, the Export Administration Act of 1979 as amended and its implementing regulations. Diversion contrary to US laws and regulations is prohibited.

**CLAIMS:** All claims due to errors or defects must be submitted, in writing, within 30 days after receipt of goods. When Stanley is responsible, adjustments will be made.

**PROPER INSTALLATION:** Current installation instructions for any Stanley exit device product should be carefully followed for proper operation of the installed unit. If improperly installed, malfunction of the unit may result.

**BACK CHARGES:** Stanley is not responsible for, does not authorize, and will not accept any back charges for the cost of any labor or material incurred by anyone other than Stanley for any repair, service, installation or replacement unless approved with Stanley's prior written consent.

**RETURNED GOODS: Customer has up to one (1) year from date of invoice to return goods except for warranty returns.** All materials returned to Stanley, regardless of the reason, must have a correct Return Goods Authorization (RGA) number applied to the outside of the shipping carton. All goods must be returned in original packaging and be in resalable condition except for warranty returns. Transportation charges of returned goods must be prepaid by the customer. A re-stocking charge of 30% of the purchase price will be applied to the customer's account except for warranty returns. **All goods must be returned within sixty (60) days of RGA issue date.** Product not returned in saleable condition or after sixty (60) days of the RGA number issue date is subject to disposal by Stanley with no credit issued. Use fax number 888-214-1918 for returned goods authorization only.

**Exit Device Warranty**

1. STANLEY SECURITY SOLUTIONS, INC. mechanical products are warranted against defects in material and workmanship for a period of **FIVE (5) YEARS** for Apex 2000 series **THREE (3) YEARS** for Reliant 5000 and Olympian series from the date of invoice.
2. STANLEY SECURITY SOLUTIONS, INC. electrical products are warranted against defects in material and workmanship for a period of **ONE (1) YEAR** from the date of invoice.
3. This warranty does not cover defects or damage arising from failure to perform normal maintenance, faulty installation, ordinary wear and tear, misuse, abuse, freight damage, application for which the product was not designed, or incorrect or improper wiring of electrical products.
4. Claims under this warranty must be made in writing to STANLEY. At its option, STANLEY will repair the defect, replace the product, or issue credit at the net value originally invoiced. STANLEY liability shall in no event exceed the net cost of the product.

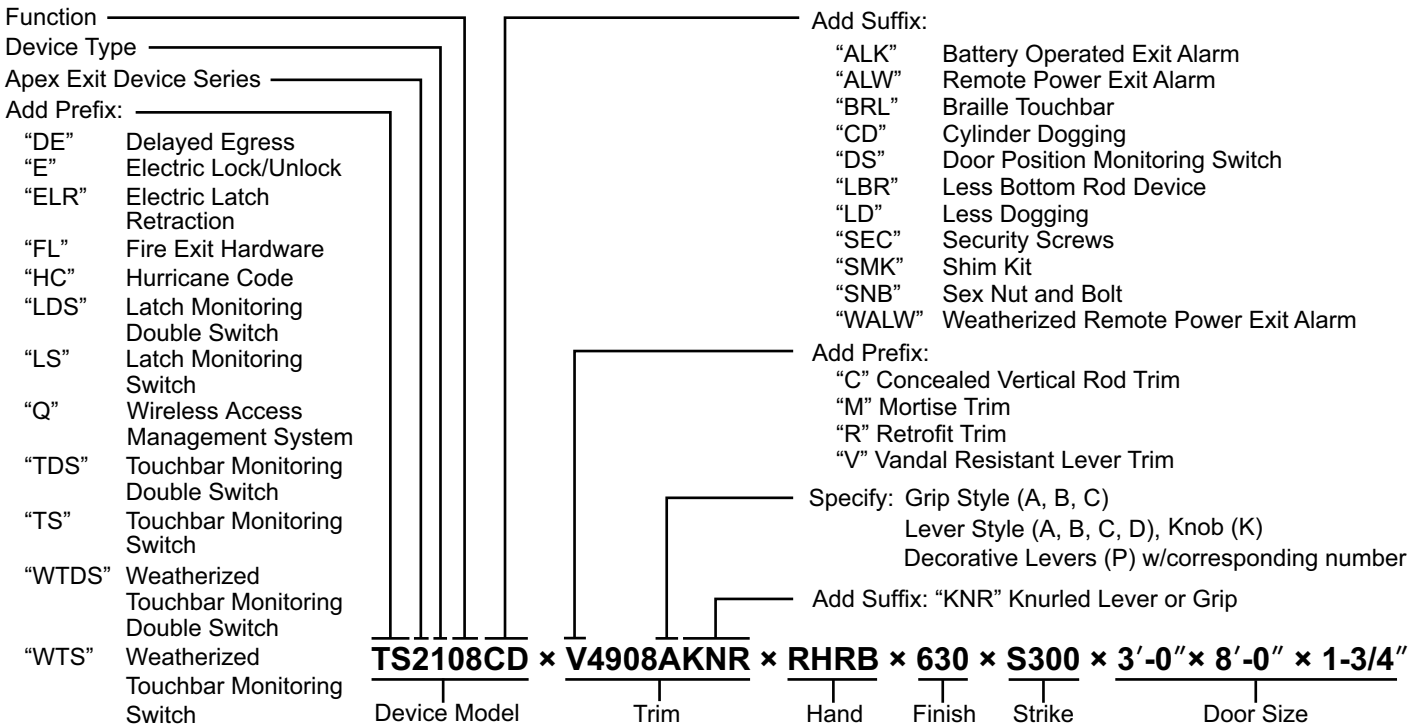
REPAIR, REPLACEMENT OR CREDIT AS PROVIDED UNDER THIS WARRANTY IS THE EXCLUSIVE REMEDY OF THE CONSUMER. STANLEY SECURITY SOLUTIONS, INC. SHALL NOT BE LIABLE FOR ANY INCIDENTAL OR CONSEQUENTIAL DAMAGES FOR BREACH OF ANY EXPRESS OR IMPLIED WARRANTY ON THIS PRODUCT. EXCEPT TO THE EXTENT PROHIBITED BY APPLICABLE LAW, ANY IMPLIED WARRANTY OF MERCHANTABILITY OR FITNESS FOR A PARTICULAR PURPOSE ON THIS PRODUCT IS LIMITED IN DURATION TO THE DURATION OF THIS WARRANTY. WE ARE NOT RESPONSIBLE FOR ANY CHARGES FOR LABOR OR MATERIALS INCURRED BY OTHERS WITHOUT OUR PRIOR WRITTEN CONSENT.

Some states do not allow the exclusion or limitation of incidental or consequential damages, or allow limitations on how long an implied warranty lasts, so the above limitations or exclusion may not apply to you. This warranty gives you specific legal rights, and you may also have other rights which vary from state to state.



How to Order / Finishes / General Information

**HOW TO ORDER**



**DEVICE ONLY:** List quantity, device model w/function, hand, finish, strike, and door size including thickness.

Note: For greater exit device mounting heights, see extended bottom rods (pages 27, 28, 29 & 31)

**FINISHES**

For standard finishes in each series, see individual product pages. For other finishes, consult factory.

BHMA	US	DESCRIPTION
600*	USP	Primed for Paint
605	US3	Bright Brass, Clear Coated
606	US4	Satin Brass, Clear Coated
612	US10	Satin Bronze, Clear Coated
613	US10B	Satin Bronze, Oxidized, Oil Rubbed
625	US26	Bright Chrome Plated
628	US28	Satin Aluminum, Clear Anodized
630	US32D	Satin Stainless Steel
630AM		Satin Stainless Steel with UltraShield™ Antimicrobial coating
689*	---	Aluminum Paint / Powder Coat
695*	---	Dark Bronze Paint / Powder Coat

UltraShield™ Antimicrobial finish coating option available to Apex Exit Devices & Trims.

630AM list price add \$50 Exit Devices, \$20 Trims

**SPLIT FINISHES** - When split finish is specified, the finish listed first is for outside trim. To obtain proper list price, add “Device Only” price (see specific device page), to appropriate “Trim” price (page 21).

\* Mullion finishes. 689 & 695 finishes for Reliant series exit devices.

**DEVICES FOR DOOR WIDTHS**

Stock Size for 3'-0" or 4'-0" wide door is available for all series of devices. Stock Size for 2'-0" to 2'-6" wide door

is also available for Apex wide stile only. At customers request, 10 or more devices of any one door width will be cut at the factory free of charge. For factory cutting of less than 10 devices of any one size, add \$20 list per device cutting charge.

**DOOR THICKNESS**

Rim and Surface Vertical Rod exit device accommodates doors ranging from 1-3/4" – 2-1/4". Mortise and Concealed Vertical Rod exit devices accommodate 1 3/4" thick doors. For applications exceeding the door thickness referenced above, please consult Product Support. Additional charges will apply.

**FASTENERS**

Furnished standard with machine screws and full thread wood/sheet metal screws. Specify Sex Nuts and Bolts “SNB” where recommended or required by the door manufacturer.

**SEX NUTS & BOLTS** (Not furnished standard)

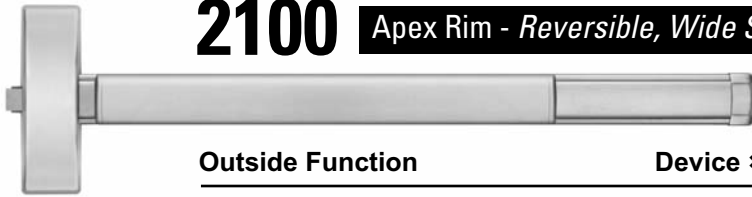
**1/4-20 Thread** – When used with top & bottom surface vertical rod latches: (Part # 02399-91 x Finish).

**10-24 Thread** – When used with end cap bracket, active case and rod guides: (Part # 02408-91 x Finish). If Sex Nuts and Bolts are required, see individual device pages for quantity required and pricing. To order separately, specify “SNB” x Finish. List price \$7 each.

**SECURITY SCREWS**

All exposed screws will be Torx® pin tamper resistant machine screws. Specify “SEC” Security Screws. If Security Screws are specified see individual device pages for the price.

# 2100 Apex Rim - Reversible, Wide Stile



**Pull Trim:**



**Lever/Knob Trim:**



**Device Only:  
Elec. Device:**

**Fire Rated Hardware:**

**Options:**

**Prefix:** add to Device No.

**Suffix:** add to Device No.

**Notes:**

**To Order:**

Outside Function	Device × Trim	628	606, 612, 613, 630	605 625
01 Exit only, cover plate .....	2101 × 1701	1025	1182	1322
02 Exit only, dummy trim .....	2102 × 1702A	1144	1301	1446
03 Key retracts latchbolt .....	2103 × 1703A			
05 Key controls thumb piece .....	2105 × 1705A	1224	1381	1529
15 Thumb piece always active .....	2115 × 1715A			
(Devices with 2000C Series Trim are the same price)				
01 Exit only, cover plate .....	2101 × 4901	1065	1222	1362
02 Exit only, dummy trim .....	2102 × 4902A	1312	1469	1672
03 Key retracts latchbolt .....	2103 × 4903A			
08 Key controls lever/knob .....	2108 × 4908A	1403	1560	1765
08 Key controls lever .....	2108 × V4908A	1403	1560	1765
14 Lever/knob always active .....	2114 × 4914A	1403	1560	1765
10 Inside key controls lever/knob .....	2110 × 4908A			
Outside key retracts latchbolt ....	2110 × V4908A	1648	1806	2022
10 Inside key controls lever/knob ...	2110 × 4914A			
	2110 × V4914A			
01, 02, 03, 05, 08, 14, 15 .....	21, 2101, 2102, 2103*, 2105, 2108, 2114, 2115	944	1101	1213
<b>* 2103 Device × Cylinder Only Application includes Cylinder Attachment Kit "CA-03".</b>				
"E" Electric Lock/Unlock Outside Trim	E2103 × 4908A	1890	2047	2252
	E2103 × V4908A			
• FL	Specify prefix "FL" (e.g. FL2103) Dogging option NOT available .....		add	144
• TS	Touchbar Monitoring Switch .....		add	209
• TDS	Touchbar Monitoring Double Switch .....		add	253
• WTS	Weatherized Touchbar Monitoring Switch .....		add	271
• WTDS	Weatherized Touchbar Monitoring Double Switch .....		add	340
• LS	Latchbolt Monitoring Switch .....		add	209
• LDS	Latchbolt Monitoring Double Switch .....		add	253
• ELR	Electric Latch Retraction: <b>REQUIRES</b> ELR150 Series Power Supply (pg. 24). .....		add	733
• E	Electric Lock/Unlock with Lock/Unlock monitoring (see above) .....			
• DE	Delayed Egress: <b>REQUIRES</b> PS160-6 Power Supply (page 24) .....		add	1355
• HC	Hurricane Code Device .....		add	30
• Q	Wireless Access Management System .....		add	409
• CD	Cylinder Dogging: 1-1/4" Mortise Cylinder not included (page 23).....		add	71
• ALK	Exit Alarm: battery operated (9V battery included) .....		add	485
• ALW	Exit Alarm: remote power (12 or 24 VDC) .....		add	485
• WALW	Weatherized Exit Alarm: remote power (12 or 24 VDC) .....		add	607
• DS	Door Position Monitoring Switch .....		add	100
• SNB	Sex Nut and Bolt (6 req'd) without Trim .....		add	42
• SNB	Sex Nut and Bolt (2 req'd) with Trim .....		add	14
• SEC	Security Screws .....		add	39
• BRL	Braille Touchbar .....		add	80
• LD	Less Dogging .....		add	30

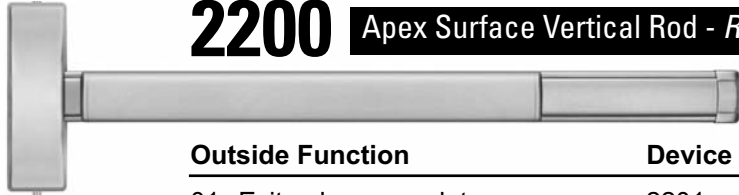
• UltraShield™ Antimicrobial finish coating option available to Apex Exit Devices & Trims. 630AM list price add \$50 Exit Devices, \$20 Trims

- Devices for Retrofit Applications prefix Trim with the letter "R" (e.g. R4908A).
- Devices are priced less cylinders. If cylinder is required please see cylinders on page 23.
- Devices for 3'-0" door are furnished standard.
- Devices for 2'-6" & 4'-0" doors are available at **no extra charge**.

Specify: Device No. with options × Trim × Hand × Finish × Door Width, Height and Thickness.



# 2200 Apex Surface Vertical Rod - Reversible, Wide Stile



**Pull Trim:**



**Lever/Knob Trim:**



**Elec. Device:  
Fire Rated  
Hardware:**

**Options:**

**Prefix:** add to Device No.

**Suffix:** add to Device No.

**Notes:**

**To Order:**

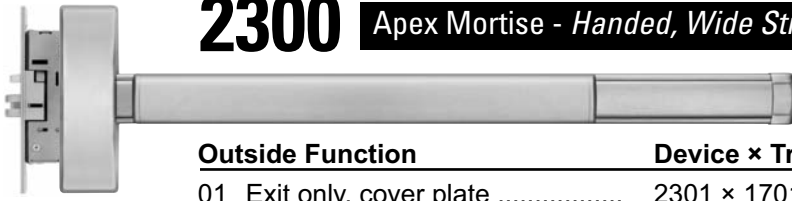
Price List 60ED

Outside Function	Device × Trim	628	606, 612, 613, 630	605 625
01 Exit only, cover plate .....	2201 × 1701	1442	1608	1762
02 Exit only, dummy trim .....	2202 × 1702A	1561	1727	1886
03 Key retracts latchbolt .....	2203 × 1703A			
05 Key controls thumb piece .....	2205 × 1705A	1641	1807	1969
15 Thumb piece always active .....	2215 × 1715A			
(Devices with 2000C Series Trim are the same price)				
01 Exit only, cover plate .....	2201 × 4901	1482	1648	1802
02 Exit only, dummy trim .....	2202 × 4902A	1729	1895	2112
03 Key retracts latchbolt .....	2203 × 4903A			
08 Key controls lever/knob .....	2208 × 4908A	1820	1986	2205
08 Key controls lever .....	2208 × V4908A			
14 Lever/knob always active .....	2214 × 4914A	1820	1986	2205
01, 02, 03, 05, 08, 14, 15 .....	22, 2201, 2202, 2203*, 2205, 2208, 2214, 2215	1361	1527	1653
<b>* 2203 Device × Cylinder Only Application includes Cylinder Attachment Kit "CA-03".</b>				
"E" Electric Lock/Unlock Outside Trim	E2203 × 4908A E2203 × V4908A	2514	2680	2806
• FL	Specify prefix "FL" (e.g. FL2203) Dogging option NOT available .....		add	144
• TS	Touchbar Monitoring Switch .....		add	209
• TDS	Touchbar Monitoring Double Switch .....		add	253
• WTS	Weatherized Touchbar Monitoring Switch .....		add	271
• WTDS	Weatherized Touchbar Monitoring Double Switch .....		add	340
• LS	Latchbolt Monitoring Switch .....		add	209
• ELR	Electric Latch Retraction: <b>REQUIRES</b> ELR150 Series Power Supply (pg. 24) .....		add	733
• DE	* Delayed Egress: <b>REQUIRES</b> PS160-6 Power Supply (pg. 24) .....		add	1355
• HC	Hurricane Code Device .....		add	30
• Q	Wireless Access Management System .....		add	409
• CD	Cylinder Dogging: 1-1/4" Mortise Cylinder not included .....		add	71
• ALK	Exit Alarm: battery operated kit (9V battery included) .....		add	485
• ALW	Exit Alarm: remote power kit (12 or 24 VDC) .....		add	485
• WALW	Exit Alarm: remote power kit (12 or 24 VDC) .....		add	607
• DS	Door Position Monitoring Switch .....		add	100
• LBR	Less Bottom Rod: (no extra charge)			
• SNB	Sex Nut and Bolt (10 req'd - not including rod guides) without Trim .....		add	70
• SNB	Sex Nut and Bolt (8 req'd - not including rod guides) LBR Device w/o Trim. ....		add	56
• SNB	Sex Nut and Bolt (6 req'd - not including rod guides) with Trim .....		add	42
• SNB	Sex Nut and Bolt (4 req'd - not including rod guides) LBR Device with Trim ...		add	28
• SEC	Security Screws .....		add	60
• BRL	Braille Touchbar .....		add	80
• TMB	Transom Bracket .....		add	48
• LD	Less Dogging .....		add	30

- UltraShield™ Antimicrobial finish coating option available to Apex Exit Devices & Trims. 630AM list price add \$50 Exit Devices, \$20 Trims.
- Devices for Retrofit Applications prefix Trim with the letter "R" (e.g. R4908A).
- Devices are priced less cylinders. If cylinder is required please see cylinders on page 23.
- Devices for 3'-0" door are furnished standard.
- Devices for 2'-6" & 4'-0" doors are available at **no extra charge**.
- Top Rod for 7'-0" high door is furnished standard.
- Top Rod for 8'-0" to 12'-0" high door is available at **no extra charge**. (See catalog for fire rating).
- \* Rod and Latch Guards provided by others

Specify: Device No. with options × Trim × Hand × Finish × Door Width, Height and Thickness.

# 2300 Apex Mortise - Handed, Wide Stile



**Pull Trim:**



**Lever/Knob Trim:**



**Device Only:**

**Elec. Device:**

**Fire Rated Hardware:**

**Options:**

**Prefix:** add to Device No.

**Suffix:** add to Device No.

**Notes:**

**To Order:**

Outside Function	Device × Trim	628	606, 612, 613, 630	605 625
01 Exit only, cover plate .....	2301 × 1701	1418	1585	1737
02 Exit only, dummy trim .....	2302 × 1702A			
03 Key retracts latchbolt .....	2303 × 1703A	1537	1704	1861
05 Key controls thumb piece .....	2305 × M1705A			
15 Thumb piece always active .....	2315 × M1715A	1617	1784	1944
(Devices with M2000C Series Trim are the same price)				
01 Exit only, cover plate .....	2301 × 4901	1458	1625	1777
02 Exit only, dummy trim .....	2302 × 4902A	1705	1872	2087
03 Key retracts latchbolt .....	2303 × M4903A			
08 Key controls lever/knob .....	2308 × M4908A	1796	1963	2180
08 Key controls lever .....	2308 × VM4908A			
14 Lever/knob always active .....	2314 × M4914A	1796	1963	2180
10 Inside key controls lever/knob	2310 × M4908A			
Outside key retracts latchbolt ...	2310 × VM4908A	1990	2154	2365
10 Inside key controls lever/knob ..	2310 × M4914A			
	2310 × VM4914A			
01, 02, 03, 05, 08, 14, 15 .....	2301, 2302, 2303, 2305, 2308, 2314, 2315	1337	1504	1628
"E" Electric Lock/Unlock Outside Trim	E2303 × M4908A	2326	2493	2710
	E2303 × VM4908A			
• FL	Specify prefix "FL" (e.g. FL2303) Dogging option NOT available .....		add	144
• TS	Touchbar Monitoring Switch .....		add	209
• TDS	Touchbar Monitoring Double Switch .....		add	253
• WTS	Weatherized Touchbar Monitoring Switch .....		add	271
• WTDS	Weatherized Touchbar Monitoring Double Switch .....		add	340
• LS	Latchbolt and Trim locked or unlocked Monitoring .....		add	209
• ELR	Electric Latch Retraction: <b>REQUIRES</b> ELR150 Series Power Supply (pg. 24).		add	733
• E	Electric Lock/Unlock with Lock/Unlock monitoring (see above) .....			
• DE	Delayed Egress: <b>REQUIRES</b> PS160-6 Power Supply (pg. 24) .....		add	1355
• HC	Hurricane Code Device .....		add	30
• CD	Cylinder Dogging: 1-1/4" Mortise Cylinder not included .....		add	71
• ALK	Exit Alarm: battery operated kit (9V battery included) .....		add	485
• ALW	Exit Alarm: remote power kit (12 or 24 VDC) .....		add	485
• WALW	Weatherized Exit Alarm: remote power kit (12 or 24 VDC) .....		add	607
• DS	Door Position Monitoring Switch .....		add	100
• SNB	Sex Nut and Bolt (6 req'd) without Trim .....		add	42
• SNB	Sex Nut and Bolt (2 req'd) with Trim .....		add	14
• SEC	Security Screws .....		add	39
• BRL	Braille Touchbar .....		add	80
• LD	Less Dogging .....		add	30

- UltraShield™ Antimicrobial finish coating option available to Apex Exit Devices & Trims. 630AM list price add \$50 Exit Devices, \$20 Trims
- Devices are priced less cylinders. If cylinder is required please see cylinders on page 23.
- Devices for 3'-0" door are furnished standard.
- Devices for 2'-6" & 4'-0" doors are available at **no extra charge**.
- For mortise lock body ONLY see page 22.

Specify: Device No. with options × Trim × Hand × Finish × Door Width, Height and Thickness.

# 2400

## Apex Rim - Non Handed, Narrow Stile



**Pull Trim:**



**Lever Trim:**



Outside Function	Device × Trim	628	606, 612, 613, 630	605 625
01 Exit only, cover plate .....	2401 × 2001	1127	1287	1431
02 Exit only, dummy trim .....	2402 × 2002C	1246	1406	1555
03 Key retracts latchbolt .....	2403 × 2003C			
01 Exit only, cover plate .....	2401 × 2901	1167	1327	1471
02 Exit only, dummy trim .....	2402 × 2902A	1414	1574	1781
03 Key retracts latchbolt .....	2403 × 2903A			
08 Key controls lever .....	2408 × 2908A	1505	1665	1874
14 Lever always active .....	2414 × 2914A			
01, 02, 03, 08, 14 .....	2401, 2402, 2403*, 2408, 2414	1046	1206	1322

**Device Only:**

\* 2403 Device × Cylinder Only Application includes Cylinder Attachment Kit "NCA-03".

**Fire Rated Hardware:**

- FL Specify prefix "FL" (e.g. FL2403) Dogging option NOT available ..... add 144

**Options:**

- TS Touchbar Monitoring Switch ..... add 209
- TDS Touchbar Monitoring Double Switch ..... add 253
- WTS Weatherized Touchbar Monitoring Switch ..... add 271
- WTDS Weatherized Touchbar Monitoring Double Switch ..... add 340
- ELR Electric Latch Retraction: **REQUIRES** ELR150 Series Power Supply (pg. 24). add 733
- DE Delayed Egress: **REQUIRES** PS160-6 Power Supply (pg. 24) ..... add 1355

**Suffix: add to Device No.**

- CD Cylinder Dogging: 1-1/4" Mortise Cylinder not included ..... add 71
- ALK Exit Alarm: battery operated kit (9V battery included) ..... add 485
- ALW Exit Alarm: remote power kit (12 or 24 VDC) ..... add 485
- WALW Weatherized Exit Alarm: remote power kit (12 or 24 VDC) ..... add 607
- DS Door Position Monitoring Switch ..... add 100
- SNB Sex Nut and Bolt (4 req'd) without Trim ..... add 28
- SNB Sex Nut and Bolt (2 req'd) with Trim ..... add 14
- SEC Security Screws ..... add 24
- SMK Shim Kit ..... add 40
- BRL Braille Touchbar ..... add 80
- LD Less Dogging ..... add 30

**Notes:**

- UltraShield™ Antimicrobial finish coating option available to Apex Exit Devices & Trims. 630AM list price add \$50 Exit Devices, \$20 Trims
- Devices are priced less cylinders. If cylinder is required please see cylinders on page 23.
- 2403 × 2903A Device uses Rim Cylinder, 2408 × 2908A Device uses Mortise Cylinder.
- Devices for 3'-0" door are furnished standard.
- Devices for 4'-0" doors are available at **no extra charge**.

**To Order:**

Specify: Device No. with options × Trim × Hand × Finish × Door Width, Height and Thickness.

# 2600

## Apex Concealed Vertical Rod - Non Handed, Narrow Stile



Lever Trim:	Outside Function	Device × Trim	628	606, 612, 613, 630	605 625
	01 Exit only, cover plate .....	2601 × 2901	1663	1832	1988
	02 Exit only, dummy trim .....	2602 × 2902A	1910	2079	2298
	03 Key retracts latchbolt .....	2603 × 2903A			
	08 Key controls lever .....	2608 × 2908A	2001	2170	2391
	14 Lever always active .....	2614 × 2914A			
	01, 02, 03, 08, 14 .....	2601, 2602, 2603*, 2608, 2614	1542	1711	1839

**Device Only:** \* 2603 Device × Cylinder Only Application includes Cylinder Attachment Kit "NCA-03".

Fire Rated Hardware:				
	• FL	Specify prefix "FL" (e.g. FL2603) Dogging option NOT available .....	add	144
	• TS	Touchbar Monitoring Switch .....	add	209
<b>Options:</b>	• TDS	Touchbar Monitoring Double Switch .....	add	253
<b>Prefix:</b> add to Device No.	• WTS	Weatherized Touchbar Monitoring Switch .....	add	271
	• WTDS	Weatherized Touchbar Monitoring Double Switch .....	add	340
	• ELR	Electric Latch Retraction: <b>REQUIRES</b> ELR150 Series Power Supply (pg. 24). .....	add	733
	• DE	Delayed Egress: <b>REQUIRES</b> PS160-6 Power Supply (pg. 24) .....	add	1355
<b>Suffix:</b> add to Device No.	• CD	Cylinder Dogging: 1-1/4" Mortise Cylinder not included .....	add	71
	• ALK	Exit Alarm: battery operated kit (9V battery included) .....	add	485
	• ALW	Exit Alarm: remote power kit (12 or 24 VDC) .....	add	485
	• WALW	Weatherized Exit Alarm: remote power kit (12 or 24 VDC) .....	add	607
	• DS	Door Position Monitoring Switch .....	add	100
	• LBR	Less Bottom Rod: (no extra charge)		
	• SNB	Sex Nut and Bolt (4 req'd) without Trim .....	add	28
	• SNB	Sex Nut and Bolt (2 req'd) with Trim .....	add	14
	• SEC	Security Screws .....	add	24
	• SMK	Shim Kit .....	add	40
	• BRL	Braille Touchbar .....	add	80
	• LD	Less Dogging .....	add	30

- Notes:**
- UltraShield™ Antimicrobial finish coating option available to Apex Exit Devices & Trims. 630AM list price add \$50 Exit Devices, \$20 Trims
  - Devices are priced less cylinders. If cylinder is required please see cylinders on page 23.
  - 2603 × 2903A Device uses Rim Cylinder, 2608 × 2908A Device uses Mortise Cylinder.
  - Devices for 3'-0" door are furnished standard.
  - Devices for 4'-0" doors are available at **no extra charge**.
  - Top Rod for 6'-8" to 8'-0" high door is furnished standard.
  - Top Rod for 8'-0" to 12'-0" high door is available at **no extra charge**. (See catalog for fire rating).

**To Order:** Specify: Device No. with options × Trim × Hand × Finish × Door Width, Height and Thickness.



# 2700

## Apex Wood Door Concealed Vertical Rod - Reversible, Wide Stile



**Pull Trim:**



Outside Function	Device × Trim	628	606, 612, 613, 630	605 625
01 Exit only, cover plate .....	2701 × 1701	1718	1887	2049
02 Exit only, dummy trim .....	2702 × 1702A	1837	2006	2173
03 Key retracts latchbolt .....	2703 × 1703A			
05 Key controls thumb piece .....	2705 × 1705A	1917	2086	2256
15 Thumb piece always active .....	2715 × 1715A			

(Devices with 2000C Series Trim are the same price)

**Lever/Knob Trim:**



01 Exit only, cover plate .....	2701 × 4901	1758	1927	2089
02 Exit only, dummy trim .....	2702 × 4902A	2005	2174	2399
03 Key retracts latchbolt .....	2703 × 4903A			
08 Key controls lever/knob .....	2708 × 4908A	2096	2265	2492
08 Key controls lever .....	2708 × V4908A			
14 Lever/knob always active .....	2714 × 4914A	2096	2265	2492
01, 02, 03, 05, 08, 14, 15 .....	2701, 2702, 2703*, 2705, 2708, 2714, 2715	1637	1806	1940

**Device Only:**

\* 2703 Device × Cylinder Only Application includes Cylinder Attachment Kit "CA-03".

**Elec. Device:**

"E" Electric Lock/Unlock Outside Trim	E2703 × 4908A	2834	3004	3229
	E2703 × V4908A			

**Fire Rated Hardware:**

• FL	Specify prefix "FL" (e.g. FL2703) Dogging option NOT available .....	add	144
• TS	Touchbar Monitoring Switch .....	add	209
• TDS	Touchbar Monitoring Double Switch .....	add	253
• WTS	Weatherized Touchbar Monitoring Switch .....	add	271
• WTDS	Weatherized Touchbar Monitoring Double Switch .....	add	340
• LS	Latchbolt Monitoring Switch .....	add	209
• ELR	Electric Latch Retraction: <b>REQUIRES</b> ELR150 Series Power Supply (pg. 24).	add	733
• DE	Delayed Egress: <b>REQUIRES</b> PS160-6 Power Supply (pg. 24) .....	add	1355
• Q	Wireless Access Management System .....	add	409
• CD	Cylinder Dogging: 1-1/4" Mortise Cylinder not included .....	add	71
• ALK	Exit Alarm: battery operated kit (9V battery included) .....	add	485
• ALW	Exit Alarm: remote power kit (12 or 24 VDC) .....	add	485
• WALW	Weatherized Exit Alarm: remote power kit (12 or 24 VDC) .....	add	607
• DS	Door Position Monitoring Switch .....	add	100
• LBR	Less Bottom Rod: (no extra charge)		
• SNB	Sex Nut and Bolt (6 req'd) without Trim .....	add	42
• SNB	Sex Nut and Bolt (2 req'd) with Trim .....	add	14
• SEC	Security Screws .....	add	39
• BRL	Braille Touchbar .....	add	80
• LD	Less Dogging .....	add	30

**Suffix:** add to Device No.

- UltraShield™ Antimicrobial finish coating option available to Apex Exit Devices & Trims. 630AM list price add \$50 Exit Devices, \$20 Trims
- Devices are priced less cylinders. If cylinder is required please see cylinders on page 23.
- Devices for 3'-0" door are furnished standard.
- Devices for 2'-6" & 4'-0" doors are available at **no extra charge**.
- Top Rod for 6'-8" to 8'-0" high door is furnished standard.
- Top Rod for 8'-0" to 12'-0" high door is available at **no extra charge**. (See catalog for fire rating).

**Notes:**

**To Order:**

Specify: Device No. with options × Trim × Hand × Finish × Door Width, Height and Thickness.

# 2800 Apex Concealed Vertical Rod - Reversible, Wide Stile



**Pull Trim:**



**Lever/Knob Trim:**



**Cast Plate:**



**Device Only:  
Elec. Device:**

**Fire Rated  
Hardware:**

**Options:**

**PREFIX:** add to Device No.

**SUFFIX:** add to Device No.

**Notes:**

**To Order:**

Outside Function	Device × Trim	628	606, 612, 613, 630	605 625
01 Exit only, cover plate .....	2801 × 1701	1521	1687	1840
02 Exit only, dummy trim .....	2802 × C1702A	1640	1806	1964
03 Key retracts latchbolt .....	2803 × C1703A	1720	1886	2047
05 Key controls thumb piece .....	2805 × C1705A			
15 Thumb piece always active .....	2815 × C1715A			
01 Exit only, cover plate .....	2801 × 4901	1561	1727	1880
02 Exit only, dummy trim .....	2802 × 4902A	1808	1974	2190
03 Key retracts latchbolt .....	2803 × 4903A			
08 Key controls lever/knob .....	2808 × 4908A	1898	2065	2283
08 Key controls lever .....	2808 × V4908A			
14 Lever/knob always active .....	2814 × 4914A	1898	2065	2283
03 Key Retracts Latch Bolt (pull by others) .....	2803 × C03	1600	1765	1890
01, 02, 03, 05, 08, 14, 15 .....	2801,2802,2803*, 2805,2808,2814,2815	1440	1606	1731
<b>* 2803 Device x Cylinder Only Application requires C03 Trim, see page 21.</b>				
"E" Electric Lock/Unlock Outside Trim	E2803 × 4908A	2637	2804	3022
	E2803 × V4908A			
• FL Specify prefix "FL" (e.g. FL2803) Dogging option NOT available .....			add	144
• TS Touchbar Monitoring Switch .....			add	209
• TDS Touchbar Monitoring Double Switch .....			add	253
• WTS Weatherized Touchbar Monitoring Switch .....			add	271
• WTDS Weatherized Touchbar Monitoring Double Switch .....			add	340
• LS Latchbolt Monitoring Switch .....			add	209
• ELR Electric Latch Retraction: <b>REQUIRES</b> ELR150 Series Power Supply (pg. 24).			add	733
• DE Delayed Egress: <b>REQUIRES</b> PS160-6 Power Supply (pg. 24) .....			add	1355
• HC Hurricane Code Device .....			add	30
• Q Wireless Access Management System .....			add	409
• CD Cylinder Dogging: 1-1/4" Mortise Cylinder not included .....			add	71
• ALK Exit Alarm: battery operated kit (9V battery included) .....			add	485
• ALW Exit Alarm: remote power kit (12 or 24 VDC) .....			add	485
• WALW Weatherized Exit Alarm: remote power kit (12 or 24 VDC) .....			add	607
• DS Door Position Monitoring Switch .....			add	100
• LBR Less Bottom Rod: (no extra charge)				
• SNB Sex Nut and Bolt (6 req'd) without Trim .....			add	42
• SNB Sex Nut and Bolt (2 req'd) with Trim .....			add	14
• SEC Security Screws .....			add	39
• BRL Braille Touchbar .....			add	80
• LD Less Dogging .....			add	30

- UltraShield™ Antimicrobial finish coating option available to Apex Exit Devices & Trims. 630AM list price add \$50 Exit Devices, \$20 Trims
- Devices are priced less cylinders. If cylinder is required please see cylinders on page 23.
- Devices for 3'-0" door are furnished standard.
- Devices for 2'-6" & 4'-0" doors are available at **no extra charge**.
- Top Rod for 6'-8" to 8'-0" high door is furnished standard.
- Top Rod for 8'-0" to 12'-0" high door is available at **no extra charge**. (See catalog for fire rating).

Specify: Device No. with options × Trim × Hand × Finish × Door Width, Height and Thickness.

# 2900/4900 Series Trims

Decorative Levers list price add

\$76.00 per trim (one lever)



Lever Styles	List Price Add
12 .....	\$76.00



17 .....	\$76.00
----------	---------



51 .....	\$76.00
----------	---------



52 .....	\$76.00
----------	---------



54 .....	\$76.00
----------	---------



65 .....	\$76.00
----------	---------



66 .....	\$76.00
----------	---------



68 .....	\$76.00
----------	---------



69 .....	\$76.00
----------	---------



70 .....	\$76.00
----------	---------



87 .....	\$76.00
----------	---------



91 .....	\$76.00
----------	---------

**To Order:** Specify: Device No. with options x Trim x Hand x Finish x Door Width, Height and Thickness.

# 5100

## Reliant Rim - Non Handed



**Plate:**



**Pull Trim:**



**Lever Trim:**



Outside Function	Device × Trim	689 695	Trim Only	689 695
01 Exit only, cover plate .....	5101 × 501	406	501	39
02 Exit only, dummy trim .....	5102 × 602	418	602	51
03 Key retracts latchbolt .....	5103 × 603		603	
02 Exit only, dummy trim .....	5102 × 702A	458	702A	91
03 Key retracts latchbolt .....	5103 × 703A		703A	
08 Key controls lever .....	5108 × 808A	574	808A	207
14 Lever always active .....	5114 × 814A		814A	
01, 02, 03, 08, 14 .....	5101, 5102, 5103*, 5108, 5114	367		

**Device Only:**

\* 5103 Device × Cylinder Only Application includes Cylinder Attachment Kit "CA-03".

**Fire Rated Hardware:**

• FL Specify prefix "FL" (e.g. FL5103) Dogging option NOT available ..... add 144

**Options:**

- TS Touchbar Monitoring Switch ..... add 209
- TDS Touchbar Monitoring Double Switch ..... add 253
- WTS Weatherized Touchbar Monitoring Switch ..... add 271
- WTDS Weatherized Touchbar Monitoring Double Switch ..... add 340

**Prefix add to Device No.**

- CD Cylinder Dogging: 1-1/4" Mortise Cylinder not included ..... add 71
- ALK Exit Alarm: battery operated kit (9V battery included) ..... add 441
- ALW Exit Alarm: remote power kit (12 or 24 VDC) ..... add 441
- WALW Weatherized Exit Alarm: remote power kit (12 or 24 VDC) ..... add 607
- SNB Sex Nut and Bolt (4 req'd) without Trim ..... add 28
- SNB Sex Nut and Bolt (2 req'd) with Trim ..... add 14
- LD Less Dogging ..... add 30

**Suffix add to Device No.**

**Notes:**





- Devices are priced less cylinders. If cylinder is required please see cylinders on page 23.
- Devices for 3'-0" door are furnished standard.
- Devices for 4'-0" doors are available at **no extra charge**.
- 603 and 703 Trims use a Rim Cylinder, 808A Trims use a Mortise Cylinder

**To Order:**

Specify: Device No. with options × Trim × Hand × Finish × Door Width, Height and Thickness.

# 5200 Reliant Surface Vertical Rod - Reversible



Pull Trim:	Outside Function	Device × Trim	689 695	Trim Only	689 695
	01 Exit only, cover plate .....	5201 × 501	671	501	39
<b>Pull Trim:</b>					
	02 Exit only, dummy trim .....	5202 × 602	683	602	51
	03 Key retracts latchbolt .....	5203 × 603			
	02 Exit only, dummy trim .....	5202 × 702A	723	702A	91
	03 Key retracts latchbolt .....	5203 × 703A			
<b>Lever Trim:</b>					
	08 Key controls lever .....	5208 × 808A	839	808A	207
	14 Lever always active .....	5214 × 814A			

01, 02, 03, 08, 14 ..... 5201, 5202, 5203\*, 5208, 5214 632

\* 5203 Device × Cylinder Only Application includes Cylinder Attachment Kit "CA-03".


<b>Device Only:</b>	• FL Specify prefix "FL" (e.g. FL5203) Dogging option NOT available .....	add	144
<b>Fire Rated Hardware:</b>	• TS Touchbar Monitoring Switch .....	add	209
	• TDS Touchbar Monitoring Double Switch .....	add	253
<b>Options:</b>	• WTS Weatherized Touchbar Monitoring Switch .....	add	271
	• WTDS Weatherized Touchbar Monitoring Double Switch .....	add	340
<b>Prefix:</b> add to Device No.	• CD Cylinder Dogging: 1-1/4" Mortise Cylinder not included .....	add	71
	• ALK Exit Alarm: battery operated kit (9V battery included) .....	add	441
<b>Suffix:</b> add to Device No.	• ALW Exit Alarm: remote power kit (12 or 24 VDC) .....	add	441
	• WALW Weatherized Exit Alarm: remote power kit (12 or 24 VDC) .....	add	607
	• LBR Less Bottom Rod: (no extra charge)		
	• SNB Sex Nut and Bolt (8 req'd - not including rod guides) without Trim .....	add	48
	• SNB Sex Nut and Bolt (6 req'd - not including rod guides) LBR Device w/o Trim. ....	add	36
	• SNB Sex Nut and Bolt (6 req'd - not including rod guides) with Trim .....	add	36
	• SNB Sex Nut and Bolt (4 req'd - not including rod guides) LBR Device with Trim ..	add	24
	• LD Less Dogging .....	add	30



- Notes:**
- Devices are priced less cylinders. If cylinder is required please see cylinders on page 23.
  - Devices for 3'-0" door are furnished standard.
  - Devices for 4'-0" doors are available at **no extra charge**.
  - 603 and 703 Trims use a Rim Cylinder, 808A Trim uses a Mortise Cylinder
  - Top Rod for 7'-0" high door is furnished standard.
  - Top Rod for 8'-0" to 12'-0" high door is available at **no extra charge**. (See catalog for fire rating).

**To Order:** Specify: Device No. with options × Trim × Hand × Finish × Door Width, Height and Thickness.

100

Olympian Rim - 100 Handed, R100 Reversible, Crossbar



Pull Trim:	Outside Function	Device × Trim	606, 612 613, 630	605 625
	01 Exit only, cover plate .....	101, R101 × 1701	1186	1328
	02 Exit only, dummy trim .....	102, R102 × 1702A	1305	1452
	03 Key retracts latchbolt .....	103, R103 × 1703A		
	05 Key controls thumb piece .....	105, R105 × Y1705A	1385	1535
	15 Thumb piece always active ....	115, R115 × Y1715A		
(Devices with 2000C Series Trim are the same price)				
	01 Exit only, cover plate .....	101, R101 × 4901	1226	1368
	02 Exit only, dummy trim .....	102, R102 × 4902A	1473	1678
	03 Key retracts latchbolt .....	103, R103 × 4903A		
	08 Key controls lever/knob .....	108, R108 × Y4908A	1564	1771
	08 Key controls lever .....	108, R108 × VY4908A		
	14 Lever/knob always active .....	114, R114 × Y4914A	1564	1771
<b>Device Only:</b>	01, 02, 03, 05, 08, 14, 15 .....	101, R101, 102, R102, 103*, R103*, 105, R105, 108, R108, 114, R114, 115, R115	1105	1219

\* 103 or R103 Device × Cylinder Only Application includes Cylinder Attachment Kit "CA-03".


<b>Fire Rated Hardware:</b>	• FL Specify prefix "FL" (e.g. FL103) Dogging option NOT available .....	add	144
<b>Options:</b>	• SNB Sex Nut and Bolt (8 req'd) without Trim .....	add	56
	• SNB Sex Nut and Bolt (4 req'd) with Trim .....	add	28
<b>Suffix add to Device No.</b>	• SEC Security Screws (crossbar arm screws are hex socket head) .....	add	48
	• CBR Reinforced Crossbar .....	add	43
	• LD Less Dogging .....	add	30

- Notes:**
- Devices are priced less cylinders. If cylinder is required please see cylinders on page 23.
  - Devices for 3'-0" door are furnished standard.
  - Devices for 4'-0" doors are available at **no extra charge**.
  - Trim No. with prefix "Y" is for Olympian Device only.

**To Order:** Specify: Device No. with options × Trim × Hand × Finish × Door Width, Height and Thickness.

200

Olympian Surface Vertical Rod - Non Handed, Crossbar



Pull Trim:



Outside Function	Device × Trim	606, 612 613, 630	605 625
01 Exit only, cover plate .....	201 × 1701	1621	1774
02 Exit only, dummy trim .....	202 × 1702A	1740	1898
03 Key retracts latchbolt .....	203 × 1703A		
05 Key controls thumb piece .....	205 × Y1705A	1820	1981
15 Thumb piece always active ...	215 × Y1715A		

(Devices with 2000C Series Trim are the same price)

Lever/Knob  
Trim:



01 Exit only, cover plate .....	201 × 4901	1661	1814
02 Exit only, dummy trim .....	202 × 4902A	1908	2124
03 Key retracts latchbolt .....	203 × 4903A		
08 Key controls lever/knob .....	208 × Y4908A	1999	2217
08 Key controls lever .....	208 × VY4908A		
14 Lever/knob always active .....	214 × Y4914A	1999	2217

Device Only:

01, 02, 03, 05, 08, 14, 15 .....	201, 202, 203*, 205, 208, 214, 215	1540	1665
----------------------------------	---------------------------------------	------	------

\* 203 Device × Cylinder Only Application includes Cylinder Attachment Kit "CA-03".

Fire Rated  
Hardware:

• FL Specify prefix "FL" (e.g. FL203) Dogging option NOT available .....	add	144
--	-----	-----

Options:

• SNB Sex Nut and Bolt (12 req'd - not including rod guides) without Trim .....	add	84
• SNB Sex Nut and Bolt (10 req'd - not including rod guides) LBR Device without Trim	add	70
• SNB Sex Nut and Bolt (8 req'd - not including rod guides) with Trim .....	add	56
• SNB Sex Nut and Bolt (6 req'd - not including rod guides) LBR Device with Trim ....	add	42
• SEC Security Screws (crossbar arm screws are hex socket head) .....	add	72
• CBR Reinforced Crossbar .....	add	43
• TMB Transom Bracket .....	add	48
• LBR Less Bottom Rod: (no extra charge)		
• LD Less Dogging .....	add	30

Notes:


- Devices are priced less cylinders. If cylinder is required please see cylinders on page 23.
- Devices for 3'-0" door are furnished standard.
- Devices for 4'-0" doors are available at **no extra charge**.
- Top Rod for 7'-0" high door is furnished standard.
- Top Rod for 8'-0" to 12'-0" high door is available at **no extra charge**. (See catalog for fire rating).
- Trim No. with prefix "Y" is for Olympian Device only.

To Order:

Specify: Device No. with options × Trim × Hand × Finish × Door Width, Height and Thickness.

300

Olympian Mortise - Handed, Crossbar



Pull Trim:



Outside Function	Device × Trim	606, 612 613, 630	605 625
01 Exit only, cover plate .....	301 × 1701	1596	1751
02 Exit only, dummy trim .....	302 × 1702A	1715	1875
03 Key retracts latchbolt .....	303 × 1703A		
05 Key controls thumb piece .....	305 × M1705A	1795	1958
15 Thumb piece always active ....	315 × M1715A		

(Devices with M2000C Series Trim are the same price)

Lever/Knob Trim:



01 Exit only, cover plate .....	301 × 4901	1636	1791
02 Exit only, dummy trim .....	302 × 4902A	1883	2101
03 Key retracts latchbolt .....	303 × M4903A		
08 Key controls lever/knob .....	308 × M4908A	1974	2194
08 Key controls lever .....	308 × VM4908A		
14 Lever/knob always active .....	314 × M4914A	1974	2194

Device Only:

01, 02, 03, 05, 08, 14, 15 .....	301, 302, 303, 305, 308, 314, 315	1515	1642
----------------------------------	--------------------------------------	------	------

Fire Rated Hardware:

• FL Specify prefix "FL" (e.g. FL303) Dogging option NOT available .....	add	144
--	-----	-----

Options:

• SNB Sex Nut and Bolt (8 req'd) without Trim .....	add	56
• SNB Sex Nut and Bolt (4 req'd) with Trim .....	add	28
• SEC Security Screws (crossbar arm screws are hex socket head) .....	add	48
• CBR Reinforced Crossbar .....	add	43
• LD Less Dogging .....	add	30

Notes:

- Devices are priced less cylinders. If cylinder is required please see cylinders on page 23.
- Devices for 3'-0" door are furnished standard.
- Devices for 4'-0" doors are available at **no extra charge**.
- For mortise lock body ONLY see page 23.

To Order:

Specify: Device No. with options × Trim × Hand × Finish × Door Width, Height and Thickness.



Arm-A-Dor® - Security Exit Hardware



Arm-A-Dor:

**Complete Product Assemblies**

Product Number	Description	Alarm	Fits Door Widths	Fits Jambs Up To	US28/628
A101-001	Automatic Relock	No	3' TO 4'	6 3/4".....	1010
A101-002	Automatic Relock	Yes*	3' TO 4'	6 3/4".....	1128
A101-012	Automatic Relock	No	3' ONLY	5 1/4" - 5 3/4".....	891
A101-013	Automatic Relock	Yes*	3' ONLY	5 1/4" - 5 3/4".....	1010
A101-014	Automatic Relock	No	4' ONLY	5 1/4" - 5 3/4".....	974
A101-015	Automatic Relock	Yes*	4' ONLY	5 1/4" - 5 3/4".....	1092
A102-001	Manual Reloc	No	3' TO 4'	6 3/4".....	974
A102-002	Manual Relock	Yes*	3' TO 4'	6 3/4".....	1092
A101-F01	Automatic-Fire Rated	No	3' TO 4'	6 3/4".....	1128
A101-F02	Automatic-Fire Rated	Yes*	3' TO 4'	6 3/4".....	1246

\* ALARM MODELS A101-002, A101-013, and A101-F02 require two 9 volt batteries (INCLUDED) and a Standard 1-1/8" mortise cylinder (NOT INCLUDED)

**Optional Kits: (A/C Adapter, Alarm, Double Door, Low Profile)**

Kit Number	Description	
A103-002	Switch - For wiring to existing system (one individual kit) .....	50
A103-003	Alarm Sub - Assembly .....	459
A104-001	Low Profile Installation Kit - For door jambs greater than 6 3/4" .....	137
A106-001	Standard Double Door Kit - For all models .....	205
A106-002	Low Profile Installation Kit - For jamb depths greater than 6 3/4" .....	218
A107-001	A/C Adapter Kit - For plug in battery back-up .....	233
A107-002	A/C Adapter Hard Wire Kit - Wiring to electrical system w/battery back-up .....	322
DROP SHIP	Drop Ship Fee For Items Shipped Under \$300 .....	50

**Deadbolts (Required) For Double Door Applications:**

Model	Description	
1881-003	Sliding Deadbolt w/Padlock locking Hasp & Strike .....	145
1883-003	Sliding Deadbolt Keylocking with Strike .....	167

Note 1: Prepaid Freight on all shipments of 30 or more units.

Note 2: Express Program (ship within 48 hours) available for up to 10 units for extra 20% limited to models A101-002, 101-013, A101-015.

To Order: Specify: 7R-A101-001 x US28/628.

**Trim - Apex Wide & Narrow Stile, Olympian**



Trim No.	606, 612 613, 630	605 625
1701, R1701 (cover plate) 2001	81	109
1702A, R1702A 1703A, R1703A C1702A, C1703A 2002C, 2003C	200	233
1705A, R1705A 1715A, R1715A C1705A, C1715A Y1705A, Y1715A M1705A, M1715A RM1705A, RM1715A 2005C, 2015C Y2005C, Y2015C M2005C, M2015C	280	316

Trim No.	606, 612 613, 630	605 625
4901, R4901 (cover plate) 2901	121	149
4902A, R4902A 4903A, R4903A M4903A, RM4903A 2902A, 2903A	368	459
4908A, R4908A 4914A, R4914A Y4908A, Y4914A M4908A, M4914A RM4908A, RM4914A 2908A, 2914A	459	552
V4908A, RV4908A, VM4908A VY4908A, RVM4908A	459	552

• 630 Trim furnished for 628 Devices. Grip Style "A" and "B" are furnished 626 for 630 Trim.

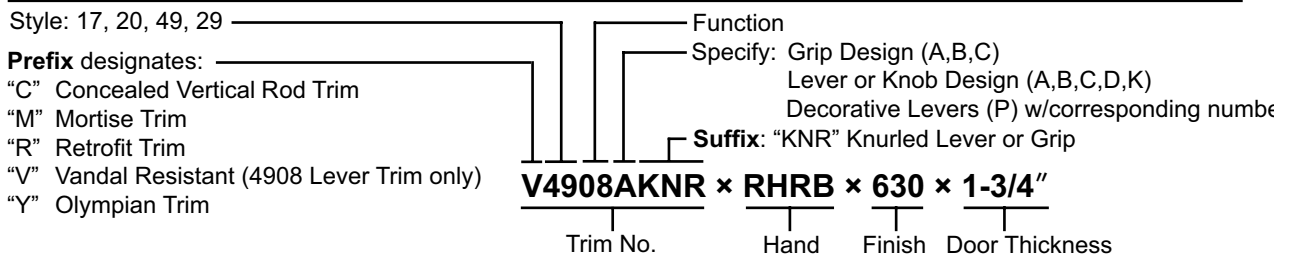
**C03**  
Cast Plate  
"Pull by others"



- Specify No. C03 Cylinder Attachment Trim for 2803 Device when Pull by Others is specified.
- Available in 605, 606, 612, 613, and 625 finishes.
- Add \$153 to the price of the device.

- **Lever Trims are shipped handed. Specify Hand.**
- 626 Trim is furnished for 628 and 630 Devices.
- 2900 Series Trims are available for Apex Narrow Stile only.
- Knurled Knob/Lever, Grip "KNR" add \$66.

**How to Order:**



**Notes:**

- UltraShield™ Antimicrobial finish coating option available to Apex Exit Devices & Trims. 630AM list price add \$50 Exit Devices, \$20 Trims
- For pricing on trims for the 5100 and 5200 series devices, see pages 15 and 16.
- Price does not include cylinder. If cylinder is required please see cylinders on page 23.
- Trims with "M" prefix require 1-1/4" Mortise Type Cylinder. (page 23)
- 2900 Series Trim - Rim Type Cylinder for "03" function and Mortise Type Cylinder for "08" function, not furnished standard. Use 1-1/4" long standard Mortise Cylinder. Specify when required.
- All other Trims require Rim Type Cylinder.
- Trim No. with prefix "Y" is for Olympian Device only.
- No extra charge for different Lever or Grip styles. A Lever/Grip Standard.

## Mullions and Strikes

Description	Product No.	Primer 600	Aluminum 689 or Dark Bronze 695	
<b>Complete Mullion Assemblies</b>				
<b>Removable Mullion - 2" x 2" x 8'-0"</b>				
Standard .....	811 .....	382	450	
<b>Removable Mullion - 2" x 3" x 8'-0"</b>				
Standard .....	822 .....	487	555	
Fire Labeled (Includes Stabilizers and Interlocks) .....	FL822 .....	626	694	
Hurricane Code .....	HC822 .....	694	763	
Fire Labeled Hurricane Code (Includes Stabilizers) .....	FLHC822 .....	835	902	
<b>Key Removable Mullion - 2" x 3" x 8'-0"</b>				
Standard .....	KR822 .....	835	938	
Fire Labeled (Includes Stabilizers and Interlocks) .....	FLKR822 .....	1006	1076	
Hurricane Code .....	HCKR822 .....	1076	1148	
Fire Labeled Hurricane Code (Includes Stabilizers).....	FLHCKR822 .....	1215	1173	
• For greater heights add \$15 for each additional 12" or less. • Above Mullion Prices include Top and Bottom Fittings.				
<b>Note:</b> MCS822 mullion cap spacer available as suffix option for 822 series mullions (e.g. 822MCS x 600 x 8').				
* For individual kit see 822 mullion accessories below.				
<b>Individual Mullion Fittings</b>				
Mullion Cap .....	MC811 .....	77	89	
Bottom Fitting-flat sill .....	MB811 .....	55	71	
Mullion Cap .....	MC822 .....	126	139	
Bottom Fitting-flat sill .....	MB822 .....	103	120	
<b>Key Removable Mullion Cap Kit</b>				
Mullion Cap Assembly .....	KMC822 .....	382	398	
Fire Labeled Mullion Cap Assembly .....	KMC822F .....			
<b>822 Mullion Accessories</b>				
*Mullion Cap Spacer .....	MCS822 .....	53	65	
Stabilizers (2 per mullion) .....	ST989 .....	60 Dull Black		
Interlock .....	S1447 .....	46 Dull Black		
Description	Series	Strike No.	Dull Black	605, 606, 612 613, 625, 630
<b>Strikes - Rim Devices</b>				
Standard	2100, 5100, 100, R100, FL2100, FL5100, FL100, FLR100, FL2400-Pair of Doors with Mullion .....	S300 .....	50	
	2400, FL2400-Single Door (Roller Strike) .....	S988 .....	63	
Optional	2100, 2400, 5100, 100, R100, FL2100, FL2400, FL5100, FL100, FLR100 (Roller Strike) .....	S301 .....	63	
	2100, 2400, 5100, 100, R100, FL2100, FL2400, FL5100, FL100, FLR100 (Roller Strike) .....	S458 .....	63	
	2100, 5100, 100, R100 (Roller Strike) .....	S988 .....	63	
	2100 x 2200, 5100 x 5200, 100 x 200 .....	S459 .....	35	
<b>Strikes - Vertical Rod Devices</b>				
Top Strike	2200, FL2200, 5200, FL5200, 200, FL200 .....	S300 .....	50	
Optional	2200, FL2200, 5200, FL5200, 200, FL200 .....	S301 .....	63	
Bottom Strike	2200, FL2200, 5200, FL5200, 200, FL200 .....	S460 .....	41	
<b>Strikes - Mortise Devices</b>				
Standard	Std. Curved Lip Single Door ANSI (handed) .....	S982 .....		50
Optional	Flat 7/8" Lip ANSI (handed) .....	S983 .....		50
	Open Back ANSI (handed) .....	S984 .....		95
	Open Back 8" x 1-1/4" (handed) .....	S985 .....		102
<b>Strikes - Concealed Vertical Rod Devices</b>				
Top Strike	2700, FL2700, 2800, FL2800, 2600, FL2600 .....	S519 .....	50	
Bottom Strike	2700, FL2700, 2800, FL2800, 2600, FL2600 .....	S460 .....	41	



**Accessories**

Series	Description	Product No.	628	606, 612, 613, 630	605 625
<b>RIGID DUMMY TOUCHBAR</b>					
Apex	Wide Stile Rigid .....	671DR-3, 671DR-4	494	625	723
	Narrow Stile Rigid .....	N673DR-3, N673DR-4			
<b>ACTIVE DUMMY TOUCHBAR with Micro Switch</b>					
Apex	Wide Stile Active .....	TS672DA-3, TS672DA-4			
	Narrow Stile Active .....	TSN674DA-3, TSN674DA-4	841	851	954
<b>OPTIONS for ACTIVE DUMMY TOUCHBAR</b>					
• CD	Cylinder Dogging: 1-1/4" Mortise Cylinder not included		add	71	
• ALK	Exit Alarm: battery operated (9V battery included) .....		add	485	
• ALW	Exit Alarm: remote power (12 or 24 VDC) .....		add	485	
• TDS	Touchbar Monitoring Double Switch .....		add	253	
• DS	Door Position Monitoring Switch .....		add	100	

Series	Description	Product No.	All Finishes
<b>MORTISE LOCK - HANDED</b>			
Apex & Olympian	Functions 01, 02, 03 .....	M303, M303F .....	
	Functions 05, 08, 14, 15 .....	M308, M308F .....	487
	Functions 10 .....	M310, M310F .....	

- For Electric Mortise Lock see page 25.
- 1-1/4" mortise cylinder not included. If cylinder is required please see cylinders below.
- Lock front furnished beveled.
- Available in 605, 606, 612, 613, 625, 630 Finishes.
- When ordering specify: model no., hand and finish.  
(e.g. M303 x RHRB x 630)

Series	Description	Product No.	
<b>FIRE BOLT ASSEMBLY</b>			
Apex & Olympian	Fire Bolt Assembly .....	FB277 .....	118
<b>TRANSOM BRACKET</b>			
Apex & Olympian	Transom Bracket .....	TMB453 .....	49 (Use Strike No. S300, see pg 22)
<b>TOOLS</b>			
All Devices	7/32" Dogging Key .....	DK220 .....	12
	5/32" Hex Wrench* .....	HW996 .....	12
* Hex Wrench for crossbar plugs and mortise active case.			

**CYLINDERS**

**Note:** Rim and mortise cylinders ( housings ) as well as interchangeable cores are available from our BEST product line. Please ask your local Stanley Security Solutions sales representative about the many options available to fit your specific requirements including patented keying systems such as BEST CORMAX™.

## Electrical Products

Description	Product No.	
<b>POWER SUPPLY - SERIES ELR150</b> (required for ELR Devices)		
Power Supply including (1) control module for (1) device .....	ELR151 .....	585
Power Supply including (2) control modules for (2) devices .....	ELR152 .....	800
Power Supply including (3) control modules for (3) devices .....	ELR153 .....	1017
Power Supply including (4) control modules for (4) devices .....	ELR154 .....	1233
Power Supply, no control modules .....	ELR150 .....	370
<b>CONTROL MODULE</b>		
Control Module card (on/off adjustable Time Delay standard) .....	CM150-08 .....	216
<b>BATTERY BACK-UP</b>		
Battery Back-up card (batteries <b>not</b> included) .....	BT150-07 .....	398
<b>POWER SUPPLY - SERIES PS160-6</b> (required for DE Devices)		
Power Supply (6 amp) operates up to (4) DE Devices (wire run permitting) .....	PS160-6 .....	608

## CONVERSION KITS

### ELECTRIC LATCH RETRACTION\*

For 3'-0", 4'-0" Apex Wide Stile Device .....	ELRK-3, ELRK-4, ELRKF-3, ELRKF-4 .....	733
For 3'-0", 4'-0" Apex Narrow Stile Device .....	NELRK-3, NELRK-4, NELRKF-3, NELRKF-4 ...	

- ELR Conversion Kits are ONLY available for Apex 2000 Series Devices.
- \* Requires PHI ELR150 Power Supply (see above).

### MONITORING

All Apex Devices	Touchbar Monitoring Switch .....	TSK309 .....	209
All Apex Devices	Touchbar Monitoring Double Switch .....	TDSK310 .....	253
Apex Wide Rim Device Only	Latchbolt Monitoring Switch .....	LSRK298 .....	209
Apex Wide Rim Device Only	Latchbolt Monitoring Double Switch .....	LDSRK299 .....	253
Apex Wide SVR or CVR Devices Only	Latchbolt Monitoring Switch .....	LSVK910 .....	209

### Q OPTION RETROFIT KITS

Wireless Access Management System	QSRK5267 – 2103 Rim .....	425
	QSVK5268 – 2203, 2703, 2803 Surface and Concealed Vertical Rod...	

**NOTE:** For additional product details see Apex 2000 series catalog section.

- Latchbolt Monitoring for Apex Mortise Devices, specify LSM303 or LSM308 Electric Mortise Lock, see page 25.

### ELECTRIC RIM DEVICE

2103, FL2103 Rim Devices	Electric Lock/Unlock Outside Trim .....	E2103K .....	487
--------------------------	---	--------------	-----



**Electrical Products - (continued)**

Description	Product No.	All Finishes
<b>ELECTRIC MORTISE LOCK</b>		
Latchbolt monitoring, "03" Function .....	LSM303, LSM303F .....	703
Latchbolt and trim locked or unlocked monitoring, "08" Function .....	LSM308, LSM308F .....	982
Electric lock/unlock with switch to monitor outside trim (locked/unlocked)	EM303, EM303F .....	1026
Electric lock/unlock with switches to monitor the outside trim (locked or unlocked) and to monitor the latchbolt. ....	LSEM303, LSEM303F .....	29
Bridge Rectifier (specify 12 or 24V) .....	RECF1000 .....	

**Notes:**

- Fail Secure "FSE" is furnished standard. When Fail Safe is required specify "FS".
- Electric lock/unlock option specify 24V.
- Price does not include 1-1/4" mortise cylinder. If cylinder is required please see cylinders on page 23.
- Lock front furnished beveled.
- When ordering specify: model no., voltage (24V), Fail Safe/Fail Secure, hand and finish. (e.g. EM303 x 24V x FS x RHRB x 630)

Device Series	Description	Device Size	Kit No.	All Finishes
<b>EXIT ALARM KIT</b>				
Apex Wide Stile	Battery Operated* .....	3'-0" .....	ALK-3 .....	485
		4'-0" .....	ALK-4 .....	
	Remote Power .....	3'-0" .....	ALW-3 .....	
		4'-0" .....	ALW-4 .....	
Apex Narrow Stile	Battery Operated* .....	3'-0" .....	NALK-3 .....	485
		4'-0" .....	NALK-4 .....	
	Remote Power .....	3'-0" .....	NALW-3 .....	
		4'-0" .....	NALW-4 .....	
Reliant**	Battery Operated* .....	3'-0" .....	RALK-3 .....	441
		4'-0" .....	RALK-4 .....	
	Remote Power .....	3'-0" .....	RALW-3 .....	
		4'-0" .....	RALW-4 .....	

**Notes:**

- WH495 Wiring Harness - Required for Remote Arming/Disarming the Alarm. 30
- Narrow and Wide Stile, kits are available in 605, 606, 612, 613, 625, 628, 630 Finishes.
- To order specify Kit No. and Finish (e.g. ALK-3 x 630).

\* For Battery operated kits a 9 Volt Battery is included.

\*\* Reliant Series, kits are available in 689 or 695 Finishes.

Device Series	Description	Device Size	Kit No.	All Finishes
<b>DOOR POSITION MONITORING SWITCH*</b>				
Apex Wide Stile	Door Position Switch Kit .....	All .....	DS880 .....	100
Apex Narrow Stile	Door Position Switch Kit .....	All .....	NDS986 .....	100

\* Kit includes Endcap and Endcap Mounting Bracket, specify finish.

Description	Product No.	All Finishes
<b>POWER TRANSFER</b>		
* Conc. Power Transfer - accepts 5/16" wire bundle - 120° door opening ..	EPT-5 .....	182
* Door Loop - Armored Flex Conduit (less wires) 18" long .....	EPT-2 .....	52
* Maximum 120 degree swing		

Apex Component Assemblies - *Wide Stile*

Description	Function/Device	Assembly No.	Steel Plated	628	606, 612, 613, 630	605 625
<b>ACTIVE CASE</b> (includes Cover & Lock Side Filler)						
Rim - Reversible	01, 02, 03 .....	A2103 .....		515	550	618
	05, 08, 14, 15 .....	A2108 .....				
	01, 02, 03 .....	A2103F .....		623	657	729
	05, 08, 14, 15 .....	A2108F .....				
Surface Vertical Rod - Reversible	01, 02, 03 .....	A2203, A2203F ....				
	05, 08, 14, 15 .....	A2208, A2208F ....				
Mortise - Reversible	01,02,03,05,08,14,15	A2303, A2303F ....		515	550	618
Concealed Vertical Rod (metal) - Reversible	01, 02, 03 .....	A2803, A2803F ....				
	05, 08, 14, 15 .....	A2808, A2808F ....				
Concealed Vertical Rod (wood) - Reversible	01, 02, 03 .....	A2703, A2703F ....				
	05, 08, 14, 15 .....	A2708, A2708F ....				
<b>TOP LATCH</b>						
Surface Vertical Rod (630 furnished for 628, includes Latch Cover)	2200 .....	TL22 .....			252	286
	FL2200 .....	TL22F .....				
Concealed Vertical Rod (metal, includes Top Latch & Rod Assembly)	2800 .....	TL28-8 .....				
		TL28-10 .....				
	FL2800 .....	TL28F-8 .....	172			
		TL28F-10 .....				
Concealed Vertical Rod (wood, includes Top Latch & Rod Assembly)	2700 .....	TL27-8 .....				
		TL27-10 .....				
	FL2700 .....	TL27F-8 .....	265			
<b>BOTTOM LATCH</b>						
Surface Vertical Rod (630 furnished for 628, includes Latch Cover)	2200 .....	BL22 .....			223	258
	FL2200 .....	BL22F .....				
Concealed Vertical Rod (metal, includes Bottom Bolt & Rod Assembly)	2800 .....	BL28 .....				
	FL2800 .....	BL28F .....	122			
Concealed Vertical Rod (wood, includes Bottom Bolt & Rod Assembly)	2700 .....	BL27 .....				
	FL2700 .....	BL27F .....	206			
<b>COVERS</b>						
<b>Active Case</b>						
Rim	2100, FL2100 ....	AC21 .....				
Rim "10" Function - <i>Handed</i>	2110, FL2110 ....	AC2110 .....				
Surface Vertical Rod	2200, FL2200 ....	AC22 .....				
Mortise	2300, FL2300 ....	AC23 .....		85	122	160
Mortise "10" Function - <i>Handed</i>	2310, FL2310 ....	AC2310 .....				
Concealed Vertical Rod	2700, FL2700, 2800, FL2800 ....	AC23 .....				
<b>SVR Latch Case</b> (Top or Bottom) (630 furnished for 628)	2200, FL2200 ....	LC22 .....			107	132

**Notes:**

- Assembly Nos. with Suffix "F" designate Assemblies for Fire Exit Hardware.
- Assemblies are priced with covers, deduct cover price if not required.
- Specify Hand for all reversible Active Case Assemblies.

Apex Component Assemblies - *Wide Stile*

Description	Device Type	Assembly No.	Steel Plated	628	606, 612, 613, 630	605 625
<b>TOUCHBAR COMPONENTS</b>						
Touchbar Assembly - less active case, end cap & brkt.	All Devices .....	TBA-3, FLTBA-3 TBA-4, FLTBA-4 TBA-26 FLTBA-26 .....		645	746	831
<b>DEVICE ENDCAP</b>						
Endcap	All Devices .....	EC992 .....			56	74
Mounting Bracket	All Devices .....	MB305 .....	38			
<b>CENTER CHASSIS</b>						
Concealed Vertical Rod (metal)	2800, FL2800 .....	CCH344 .....	257			
<b>TOP ROD</b>						
Surface Vertical Rod (Includes Rod Pin, Clip & Rod Guide) (630 furnished for 626 and 628)	7'-0" .....	TR1854 .....			62	82
	8'-0" .....	TR1855 .....				
	10'-0" .....	TR1857 .....				
Concealed Vertical Rod (metal)	6'-8" to 8'-0" .....	TR551 .....				
	8'-1" to 10'-0" .....	TR552 .....	93			
Concealed Vertical Rod (wood)	6'-8" to 8'-0" .....	TR554 .....				
	8'-1" to 10'-0" .....	TR555 .....	156			
	12'-0" .....	TR556 .....	156			
<b>BOTTOM ROD</b>						
Surface Vertical Rod (Includes Rod Pin, Clip & Rod Guide) (630 furnished for 626 and 628)	All Devices .....	BR1859 .....			62	82
Concealed Vertical Rod (metal) (Includes Bottom bolt)	All Devices .....	BR553 .....	93			
Concealed Vertical Rod (wood) (Includes Bottom bolt)	All Devices .....	BR556 .....	156			
<b>EXTENDED BOTTOM ROD</b>						
Surface Vertical Rod	All Devices .....	BR5247-09 .....			103	126
Concealed Vertical Rod (metal) (Bottom bolt NOT included)	All Devices .....	BR5244-09 .....	79			
Concealed Vertical Rod (wood) (Bottom bolt NOT included)	All Devices .....	BR5246-09 .....	79			
<b>ROD GUIDE</b>						
Surface Vertical Rod	2200, FL2200 .....	RG124 .....			31	32
<b>ROD PIN &amp; CLIP</b>						
Surface Vertical Rod	2200, FL2200 .....	RCL22 .....	15			
<b>CYLINDER DOGGING KIT</b>						
Cylinder Dogging Kit (1-1/4" Mortise Cylinder not included, see page 23)	All Devices .....	CDK-3, CDK-4 ...		118	118	122
<b>DOUBLE CYLINDER KIT - "10" Function - Handed</b> (Cylinders not included, see page 23)						
Rim Device (Includes locking/cylinder assy., cylinder collar and active case cover)	.....	RDC-10 .....		332	367	416
Mortise Device (Includes M310 Mortise Lock, extension assy., cylinder bracket/collar and active case cover)	.....	MDC-10 .....		818	855	914
<b>SHIM KIT</b>						
One set of 1/8" shims	All Devices .....	SMK994 .....	46 (Dull Black)			
<b>BACK PLATE</b>						
Access Control Trim						
Center Driven Cam	All Devices .....	BP21	44			
<b>Note:</b> Converts 2101, 2102, 2103, 2108 to 21 Center driven cam exit device						



**Apex Component Assemblies - Narrow Stile**

Description	Function/Device	Assembly No.	Steel Plated	628	606, 612, 613, 630	605 625
<b>ACTIVE CASE</b> (includes Cover & Lock Side Filler)						
Rim - Non Handed	All Functions ....	A24 .....		560	595	631
		A24F .....		666	702	774
Concealed Vertical Rod (metal) - Non Handed	All Functions ....	A26, A26F .....		560	595	664
<b>COVER</b>						
<b>Active Case</b>						
Rim	2400, FL2400 ...	AC24 .....				
Concealed Vertical Rod	2600, FL2600 ...	AC26 .....		85	122	159
<b>TOUCHBAR COMPONENTS</b>						
Touchbar Assembly - (less active case, end cap & bracket)	All Devices .....	NTBA-3, FLNTBA-3 NTBA-4, FLNTBA-4..		646	752	831
<b>DEVICE ENDCAP</b>						
Endcap	All Devices .....	NEC993 .....			56	74
Mounting Bracket	All Devices .....	NMB591 .....	38			
<b>CENTER CHASSIS</b>						
Concealed Vertical Rod (metal)	2600, FL2600 ...	CCH343 .....	279			
<b>TOP LATCH</b>						
Concealed Vertical Rod (metal, includes Top Latch & Rod Assembly)	2600 .....	TL28-8 .....				
		TL28-10 .....				
	FL2600 .....	TL28F-8 .....	172			
		TL28F-10 .....				
<b>BOTTOM LATCH</b>						
Concealed Vertical Rod (metal, includes Bottom Bolt & Rod Assembly)	2600 .....	BL28 .....				
	FL2600 .....	BL28F .....	122			
<b>TOP ROD</b>						
Concealed Vertical Rod (metal)	6'-8" to 8'-0" ...	TR551 .....				
	8'-1" to 10'-0" ...	TR552 .....	93			
<b>BOTTOM ROD</b>						
Concealed Vertical Rod (metal) (Includes Bottom Bolt)	All Devices .....	BR553 .....	93			
<b>EXTENDED BOTTOM ROD</b>						
Concealed Vertical Rod (metal) (Bottom bolt NOT included)	All Devices .....	BR5244-09 .....	79			
<b>CYLINDER DOGGING KIT</b>						
Narrow Cylinder Dogging Kit (1-1/4" Mortise Cylinder Not Included, see page 23)	All Devices .....	NCDK-3, NCDK-4 ...		118	118	122
<b>SHIM KIT</b>						
Kit consists of one set of 1/8" shims	All Devices .....	NSMK995 .....	46 (Dull Black)			

**Notes:**

- Assembly Nos. with Suffix "F" designate Assemblies for Fire Exit Hardware.
- Assemblies are priced with covers, deduct cover price if not required.

## Reliant Component Assemblies

Description	Device Type	Assembly No.	Steel Plated	689, 695	Black
<b>COVERS</b>					
<b>Active Case</b>					
Rim	5100, FL5100 .....	AC5100 .....			61
Surface Vertical Rod	5200, FL5200 .....	AC5200 .....			
<b>SVR Latch Case</b>					
(Top or Bottom)	5200, FL5200 .....	LC5200 .....			45
<b>DEVICE ENDCAP</b>					
Endcap	All Devices .....	REC999 .....			24
Mounting Bracket	All Devices .....	MB305 .....	38		
<b>TOP LATCH</b>					
Surface Vertical Rod (Includes Latch Cover)	5200, FL5200 .....	TL52, TL52F .....			173
<b>BOTTOM LATCH</b>					
Surface Vertical Rod (Includes Latch Cover)	5200, FL5200 .....	BL52, BL52F .....			144
<b>TOP ROD</b>					
Surface Vertical Rod	7'-0" .....	RTR1860 .....			
(Includes Rod Pin, Clip & Rod Guide)	8'-0" .....	RTR1861 .....		47	
	10'-0" .....	RTR1863 .....		47	
	12'-0" .....	RTR1864 .....		47	
<b>BOTTOM ROD</b>					
Surface Vertical Rod (Includes Rod Pin, Clip & Rod Guide)	All Devices .....	RBR1864 .....		47	
<b>EXTENDED BOTTOM ROD</b>					
Surface Vertical Rod	All Devices .....	BR5248-09 .....		79	
<b>ROD GUIDE</b>					
Surface Vertical Rod	5200, FL5200 .....	RRG123 .....			24
<b>ROD PIN &amp; CLIP</b>					
Surface Vertical Rod	5200, FL5200 .....	RCL22 .....	15		
<b>CYLINDER DOGGING KIT</b>					
Reliant Cylinder Dogging Kit (1-1/4" Mortise Cylinder Not Included)		RCDK-3, RCDK-4 ..		94	

**Notes:**

- Assembly Nos. with Suffix "F" designate Assemblies for Fire Exit Hardware.
- Top and Bottom Latch assemblies are priced with covers, deduct cover price if not required.

**Olympian Component Assemblies - Crossbar**

Description	Function/Device	Assembly No.	606, 612 613, 630	605 625
<b>ACTIVE CASE</b>				
<b>Rim - Handed</b>	01, 02, 03 .....	A103 .....		
	05, 08, 14, 15 .....	A108 .....	619	691
<b>Rim - Reversible</b>	01, 02, 03 .....	AR103 .....		
	05, 08, 14, 15 .....	AR108 .....	619	691
<b>Rim - Handed</b>	01, 02, 03 .....	A103F .....		
	05, 08, 14, 15 .....	A108F .....	730	805
<b>Rim - Reversible</b>	01, 02, 03 .....	AR103F .....		
	05, 08, 14, 15 .....	AR108F .....	730	805
<b>Surface Vertical Rod - Reversible</b>	01, 02, 03 .....	A203, A203F .....		
	05, 08, 14, 15 .....	A208, A208F .....	619	691
<b>Mortise - Handed</b>	All Functions .....	A303, A303F .....	619	691
<b>INACTIVE CASE</b>				
<b>All - Reversible</b>	All Devices .....	B123, B123F .....	447	514
<b>TOP LATCH</b>				
Surface Vertical Rod	200 .....	TL22 .....		
	FL200 .....	TL22F .....	262	297
<b>BOTTOM LATCH</b>				
Surface Vertical Rod	200 .....	BL22 .....		
	FL200 .....	BL22F .....	232	266
<b>COVERS</b>				
<b>Active Case</b>				
Rim - Handed	100, FL100 .....	AC10, AC10F .....		
Rim - Reversible	R100, FLR100 .....	ACR10, ACR10F .....	127	166
Surface Vertical Rod	200, FL200 .....	AC20, AC20F .....		
Mortise	300, FL300 .....	AC30, AC30F .....		
<b>Inactive Case</b>				
Panic Exit Hardware	All Devices .....	HS123 .....	127	166
Fire Exit Hardware	All Devices .....	HS123F .....		
<b>SVR Latch Case</b>				
(Top or Bottom)	200, FL200 .....	LC22 .....	111	137

**Notes:**

- Assembly Nos. with Suffix "F" designate Assemblies for Fire Exit Hardware.
- Assemblies are priced with covers, deduct cover price if not required.
- \* Specify Hand for all reversible or handed Active Case Assemblies.



**Olympian Component Assemblies - Crossbar**

Description	Function/Device	Assembly No.	Steel Plated	606, 612 613, 630	605 625
<b>CROSSBAR*</b>		<b>3' Door    4' Door</b>			
Standard	All Devices .....	CB123-3, CB123-4		83	101
Reinforced	All Devices .....	CBR123-3,CBR123-4		98	116
Knurled	All Devices .....	CBK123-3,CBK123-4		205	227
<b>CROSSBAR PLUG</b>					
	All Devices .....	CP123 .....		18	20
<b>TOP ROD*</b>					
Surface Vert. Rod	7'-0" .....	TR1854 .....			
	8'-0" .....	TR1855 .....		64	85
	10'-0" .....	TR1857 .....			
	12'-0" .....	TR1858 .....		64	85
<b>BOTTOM ROD*</b>					
Surface Vert. Rod	All Devices .....	BR1859 .....		64	85
<b>EXTENDED BOTTOM ROD</b>					
Surface Vertical Rod	All Devices .....	BR5247-09 .....		107	131
<b>ROD GUIDE</b>					
Surface Vert. Rod	200, FL200 .....	RG124 .....		32	33
<b>ROD PIN &amp; CLIP</b>					
Surface Vert. Rod	200, FL200 .....	RCL22 .....	16		
<b>BACK PLATE ASSEMBLIES - Rim Devices</b>					
Rim	01, 02, 03 .....	BP103 .....			
	05, 08, 14, 15 .....	BP108 .....	46		
Surface Vert. Rod	01, 02, 03 .....	BP203 .....			
	05, 08, 14, 15 .....	BP208 .....	46		

**NOTES:**

\* 630 furnished for 626

**Trim Component Assemblies**

Series	Description	Kit No.	
<b>TRIM FUNCTION CONVERSION KITS</b>			
4900 Trim	From "03" to "08" or "02" to "14" .....	FC-08, YFC-08 Olympian	118
V4900 Trim	From "03" to "08" or "02" to "14" .....	VFC-08, YVFC-08 Olym.	118
	From 4900 Trim to V4900 Trim .....	B-49-01, YB-49-01 Olym.	118
M4900 Trim	From "03" to "08" or "02" to "14" .....	MFC-08, MYFC-08 Olym.	118
2900 Trim	From "08" to "03" (**specify Lever Style and finish) .....	NFC-03 .....	118
	From "03" to "08" (**specify Lever Style and finish) .....	NFC-08 .....	118
<b>CYLINDER ATTACHMENT KITS - Cylinders not included.</b>			
	1700, 2000, 4900, V4900, 603 and 703A Series Trim ...	CA-03T .....	23
Wide Stile	Device, "03" function, no outside Trim .....	CA-03 .....	12
Narrow Stile	Device, "03" function, no outside Trim (**specify finish) ..	NCA-03 .....	21
	2900 Trim - for "03" function .....	CA-2903 .....	26
	2900 Trim - for "08" function .....	CA-2908 .....	26
Reliant	808A Trim (specify finish 689 or 695) .....	RCA-08 .....	26

\*\* Please see specific catalog pages for finish designation.





**Notes:**

STANLEY

phi™

---

STANLEY

phi™

---

# Weight Chart

Weights are to the nearest 0.25 lb. and for estimating purposes only.

	628		605, 606, 612, 613, 625, 630			689, 695
	Wide	Narrow	Wide	Narrow	Olympian	Reliant
<b>DEVICES - Less Trim</b>						
Rim .....	15.00	14.25	18.50	18.00	14.00	15.00
Surface Vertical Rod .....	18.00	-----	23.25	-----	19.00	18.50
Less Bottom Rod .....	17.25	-----	21.25	-----	18.00	16.75
Mortise .....	17.00	-----	20.00	-----	16.00	-----
Concealed Vertical Rod (metal) ..	19.25	18.75	22.50	22.00	-----	-----
Less Bottom Rod .....	18.25	17.50	21.50	21.00	-----	-----
Concealed Vertical Rod (wood) ..	18.75	-----	22.50	-----	-----	-----
Less Bottom Rod .....	17.00	-----	21.00	-----	-----	-----
Device with DE option: add 13.00						
<b>TRIMS</b>						
1700A .....	3.00	-----	3.00	-----	3.00	-----
2000A .....	3.25	-----	3.25	-----	3.25	-----
2900A .....	-----	3.00	-----	3.00	-----	-----
4900A, 4900K .....	5.50	-----	5.50	-----	5.50	-----
V4908A .....	6.00	-----	6.00	-----	6.00	-----
C03 .....	2.00	-----	2.00	-----	2.00	-----
501 .....	-----	-----	-----	-----	-----	0.75
602, 603 .....	-----	-----	-----	-----	-----	1.00
702, 703 .....	-----	-----	-----	-----	-----	1.75
808A, 814A .....	-----	-----	-----	-----	-----	3.25
<b>ACTIVE CASE ASSEMBLY</b>						
Rim Device .....	2.50	2.00	2.50	2.00	6.00	1.25
Vertical Rod Device .....	3.00	-----	3.00	-----	6.00	1.25
Mortise Device .....	2.25	-----	2.25	-----	5.50	-----
Concealed Vertical Rod (metal) ..	3.00	1.75	3.00	1.75	-----	-----
Concealed Vertical Rod (wood) ..	3.00	-----	3.00	-----	-----	-----
<b>TOUCHBAR ASSEMBLY</b>						
3'-0" Device .....	10.25	10.25	13.75	13.75	-----	10.25
4'-0" Device .....	11.50	11.50	15.00	15.00	-----	11.00
ELR Device .....	12.50	12.50	15.00	15.00	-----	-----
Dummy Touchbar .....	8.75	8.75	14.50	14.50	-----	-----
<b>INACTIVE CASE ASSMBLY</b>						
3'-0" Device .....	-----	-----	-----	-----	3.00	-----
<b>TOP LATCH ASSMBLY</b>						
Surface Vertical Rod .....	2.50	-----	2.50	-----	2.50	2.00
Concealed Vertical Rod .....	2.75	2.75	2.75	2.75	-----	-----
<b>BOTTOM LATCH ASSM.</b>						
Surface Vertical Rod .....	2.00	-----	2.00	-----	2.00	1.75
Concealed Vertical Rod .....	2.50	2.50	2.50	2.50	-----	-----
<b>MULLIONS</b>						
811 .....	24.00	822 .....	30.00	FL822 .....	30.00	
<b>MULLION FITTINGS</b>						
MC811 .....	0.50	MC822 .....	2.25	KMC822 .....	3.75	
MB811 .....	0.50	MC822F .....	2.25	KMC822F .....	3.75	
		MB822 .....	1.00			
<b>MORTISE LOCK</b>						
M303, M308, M310 .....	2.75					
<b>LOW ENERGY OPERATOR</b>						
D-4990 .....	40.00					
D-4990T .....	40.00					



**Stanley Security Solutions, Inc.**

6161 East 75th St, Indianapolis, Indiana 46250

© 2011 Stanley Security Solutions, Inc. • www.stanleysecuritysolutions.com

Phone: (800) 711-6814 • Fax: (877) 835-1030

10M 0411  
PHI010