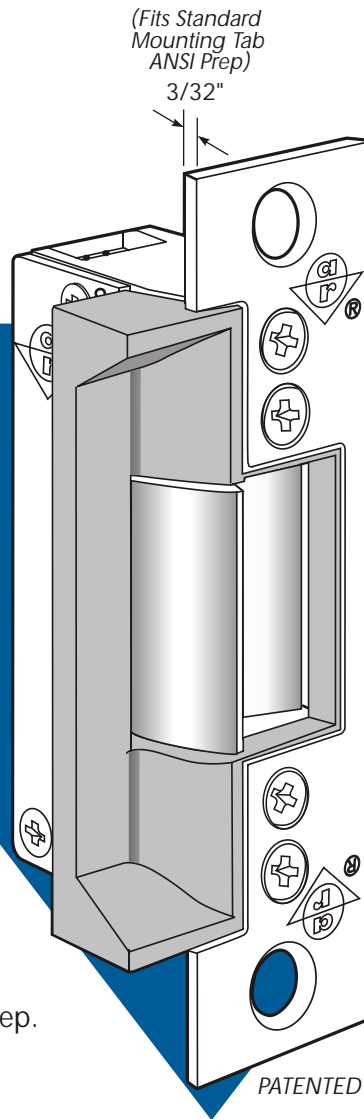


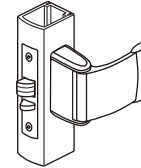
VOLTAGE		
Available in 12 or 24 volt AC and DC. DC Continuous units are silent, AC intermittent units "buzz" on operation.		
CURRENT DRAW/AMPS		
Volts	AC Int.	DC Cont.
12	1.42	.33
24	.74	.17



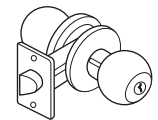
7140

ANSI/BHMA Type EO9321 (Grade 1)

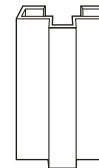
LATCH TYPE



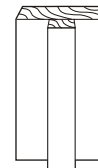
Adams Rite or Cylindrical Latches with 1/2" to 5/8" Projection.



DOOR FRAME TYPE



Hollow Metal Jambs & Doors



Wood Jambs & Doors

UL Listed for Burglary Resistance

▼ Case

Approx. 1" x 3-3/8" x 1-5/8" deep.
Made of Zinc-aluminum alloy.

▼ Strike Lip

Basic 7140 strikes have lip of proper length for 1-3/4" thick door that closes flush with jamb edge. Where door thickness or jamb shape differs from this standard relationship, extended lip is available, specified by last dash number.

▼ Function

Remote electrical control of any door equipped with cylindrical (key-in-knob/lever) type latchsets listed above. Electrical actuation unlocks strike jaw, releasing latchbolt, so door can be opened without operating latch itself. Extremely compact mechanism fits into jamb sections as shallow as 1-5/8". Fits existing preps for 7840AN and 7850/7040.

▼ Strike Opening

5/8" x 1-7/16" x 1/2" deep. Bolt retainer jaw is made of stainless steel.

▼ Faceplate

Measures 1-1/4" x 4-7/8". Faceplate is flat, with square corners. Available in a wide range of architectural finishes.

▼ Fail Safe/Fail Secure

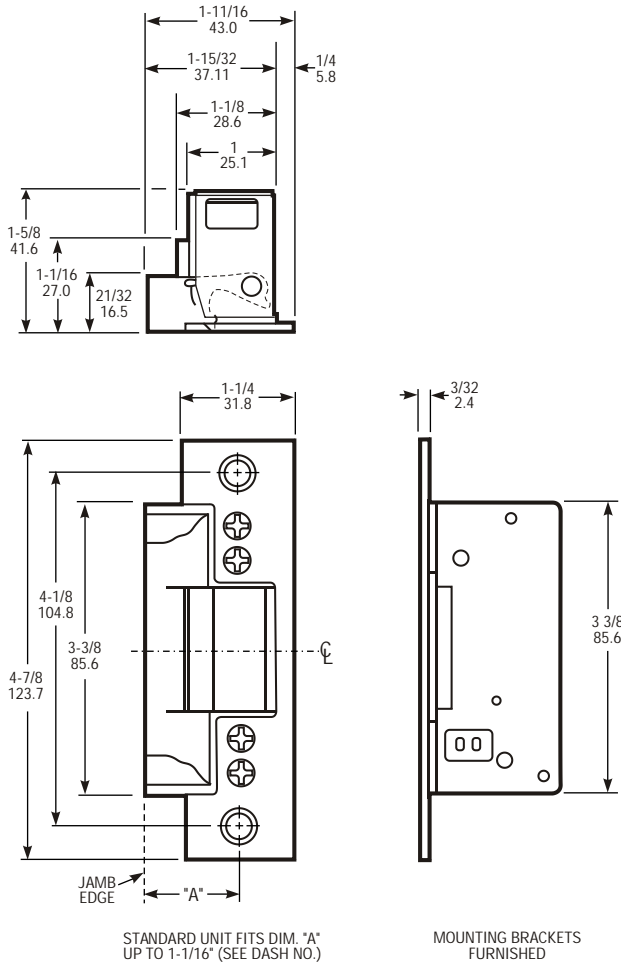
Field convertible from one mode to the other. However, AC intermittent solenoid must not be used continuously in either.



7140 Electric Strike

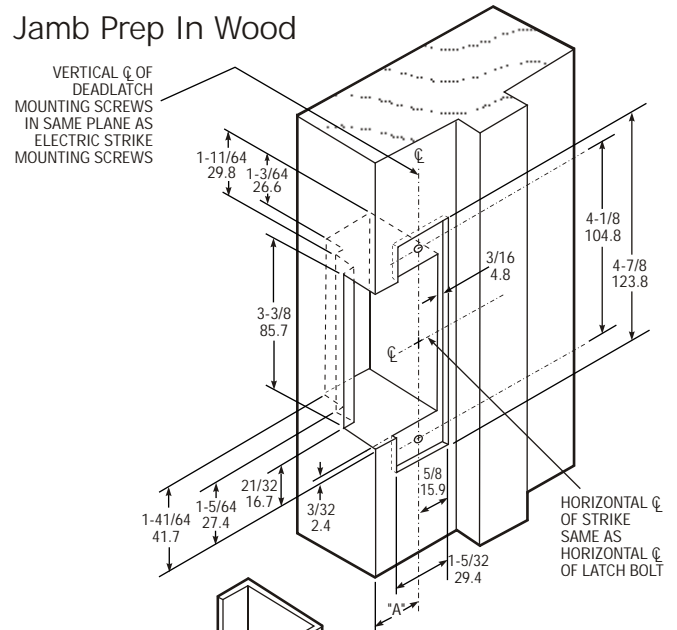
DIMENSIONS

INCHES
MILLIMETERS
Nominal, subject to tolerance extremes.

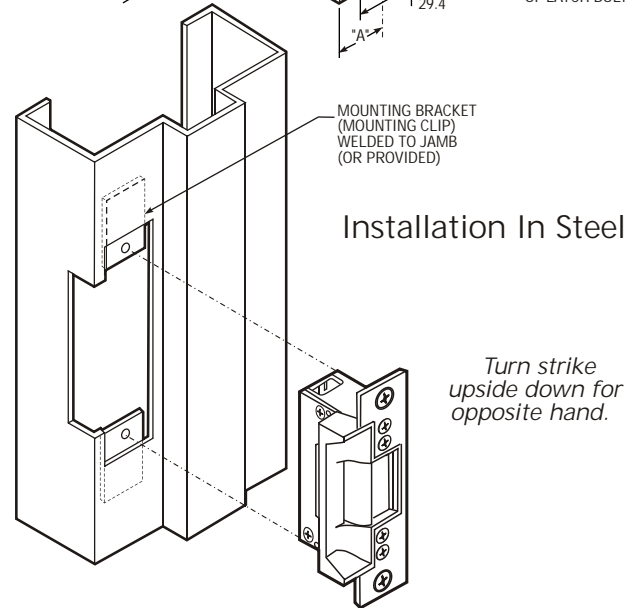


INSTALLATION

Jamb Prep In Wood



Installation In Steel



HOW TO ORDER

Specify quantity and the following information.
Order 4603 Rectifier and/or 4605 or 4606 Transformer separately.

Voltage 3 12 Volt 5 24 Volt	Current & Duty 1 DC Continuous or Intermittent 4 AC Intermittent	Features* 0 Std/Fail-Secure 5 Fail-Safe
--	---	--

7140 - 310 - 628 - 00

Finish

628	Clear Anodized
313	Dark Bronze Anod.
335	Black Anodized
626	Satin Chrome

Lip Extension (Dim. "A") (Door Centerline to Jamb Edge)

00	1.06" or less	07	2.25"
50	1.38"	08	2.38"
01	1.50"	09	2.50"
02	1.63"	10	2.63"
03	1.75"	11	2.75"
04	1.88"	12	2.88"
05	2.00"	13	3.00"
06	2.13"		

*Fail-secure can be field converted to fail-safe or vice-versa.

STANDARD PACKAGE

Individually boxed with mounting screws. Includes mounting clips and adhesive shims for use where welded tabs are omitted.

OPTIONS

Choice of voltage in AC and DC for intermittent or continuous duty. Available with extended strike lip (see chart). Specify assembled for either fail-secure (locked when unpowered) or fail-safe (locked when powered) operation, but can be field-converted to the other mode.

4603 Rectifier - Converts AC to DC, installs in low voltage line between transformer and strike. Rated 2 amps. (200 PIV).

4605 Transformer - Converts 120VAC to 12/24VAC. Rated 40 Volt-amp output assures plenty of power for strike release. Patented mounting bracket fits in knockout hole of standard junction boxes.

4606 Transformer - Plug-in version for standard wall outlet.

See separate specification sheet for more information on Strike options.