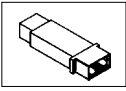
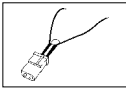





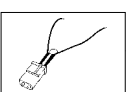
- 


2001: *Plug-in bridge rectifier*
Converts AC to DC. 35V, 1 Amp
- 

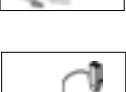
2001-1: *Bridge rectifier*
Converts AC to DC. 35V, 2 Amp
- 


2002-12: *AC transformer*
Converts 110/120 VAC to 12 VAC output. 20V, 1.6 Amp max.
- 


2002-24: *AC transformer*
Converts 110/120 VAC to 24 VAC output. 20V, .8 Amp max.
- 


2002P-24: *AC transformer*
Converts 110/120 VAC to 24 VAC output. 5V, .2 Amp max.
- 

2003: *MOV*
Protects against possible inrush and reverse surges
- 

2005: *Smart-Pac II*
In-line power control able to receive input voltages from 12-32V AC or DC. Built-in bridge rectifier provides 12 or 24VDC output. Under continuous duty the output VDC is reduced by 25% to extend the life of the electric strike. Includes in-line fuse, MOV, and 2-8 second adjustable timer.
- 


2006P: *Plug-in buzzer*
Audible operation indicator
- 


2007: *Plug-in pigtail connectors*
With 4" wire leads, 18 gauge wire
- 


2008: *Plug-in connectors*
With a 10' extension pig-tail, 18 gauge wire
- 


2009P: *Plug-in LED*
Visible operation indicator


Hardware Accessories


- 

150: *Strike latch guard*
Stainless steel. Installed at the edge of the door to cover the lock and electric strike.
- 

152: *Universal mounting tabs*
Mount inside hollow metal and aluminum jambs.
- 

154-MTK: *Metal template kit*
For installing the 1006, 5000-501, 5700-501, 7000-701, 7501 (4-7/8" ANSI jamb preparation only.)
- 

156D: *Security screwdriver*
For use with 156: Security screws
- 

156: *Security screws*
Two 12-24 UNC x 3/4" SS FH Hex Socket pin-head screws
- 

Display mount without strike
Battery operated unit designed for display purposes. NOTE: Electric strike and faceplate sold separately.