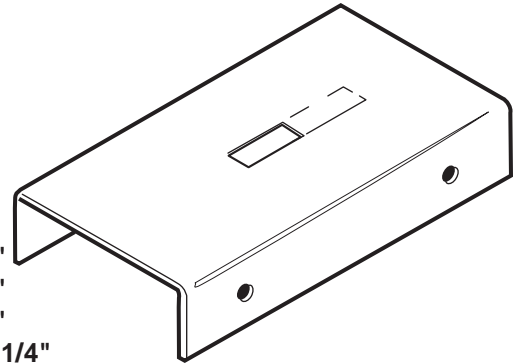




ALUMINUM DOOR SECURITY

K-9, K-21 STYLE GUARD - CENTER HUNG

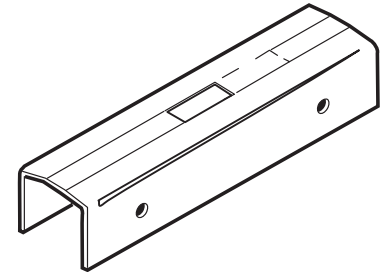
Made of 12 gauge steel, Style Guard reinforces or repairs aluminum-stile doors. K-9 is designed for standard, center hung doors, with 4" jambs. K-21 is for 4 1/2" jambs. Designed with a "knock out" to accommodate either the W&F or the Adams Rite Bolt. Baked on powder coat finish.



K-9A	4" Aluminum Finish	Dimensions: 8" x 4" x 1 1/2"
K-9B	4" Duranodic Finish	Dimensions: 8" x 4" x 1 1/2"
K-9BLK	4" Black Finish	Dimensions: 8" x 4" x 1 1/2"
K-21A	4 1/2" Aluminum Finish	Dimensions: 8" x 4 1/2" x 1 1/4"
K-21B	4 1/2" Duranodic Finish	Dimensions: 8" x 4 1/2" x 1 1/4"
K-9A-5	5" Aluminum Finish	Dimensions: 8" x 5" x 1 1/2"
K-9B-5	5" Duranodic Finish	Dimensions: 8" x 5" x 1 1/2"
K-9A-6	6" Aluminum Finish	Dimensions: 8" x 6" x 1 1/2"
K-9B-6	6" Duranodic Finish	Dimensions: 8" x 6" x 1 1/2"

K-15 DOUBLE DOOR STYLE GUARD

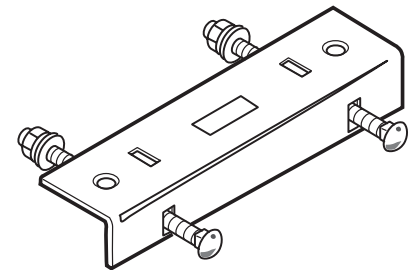
Finally a better way to secure a set of double aluminum doors. 12 gauge steel increases security and can repair doors that have already been attacked. Designed with a "knock out" to accommodate either the W&F or the Adams Rite Bolt. Baked on powder coat finish.



K-15A	Double Door Aluminum Finish	Dim: 7 3/4" x 1 3/4" x 1 3/4"
K-15B	Double Door Duranodic Finish	Dim: 7 3/4" x 1 3/4" x 1 3/4"

K-20 OFFSET STYLE GUARD

Use the K-20 to reinforce or repair jambs with offset hung aluminum doors. This non-handed guard is easy to install and includes pop rivets and carriage bolts. Baked on powder coat finish.

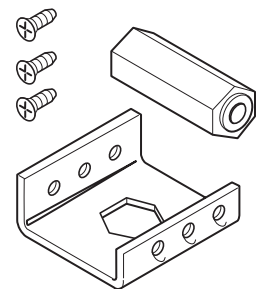


K-20A	Offset Style Aluminum Finish	Dim: 8" x 1 3/4" x 1 3/8"
K-20B	Offset Style Duranodic Finish	Dim: 8" x 1 3/4" x 1 3/8"

K-17 SECURITY GUIDE & BOLT

The K-17 Security Guide & Bolt replaces the flimsy plastic guides and flush bolts provided by many manufacturers with quality steel. With a relatively simple installation, you eliminate the possibility of a burglar breaking in by merely snapping the plastic bolts.

Made of steel, cadmium plated to prevent rust, the K-17 works with the Builders Brass Works & Slide-Co flush bolts.



Use the short side to replace the BBW Guide.
Use the long side to replace the Slide-Co & W&F Guides
Replaces plastic pin with steel bolt. Self-Tapping screws included.

