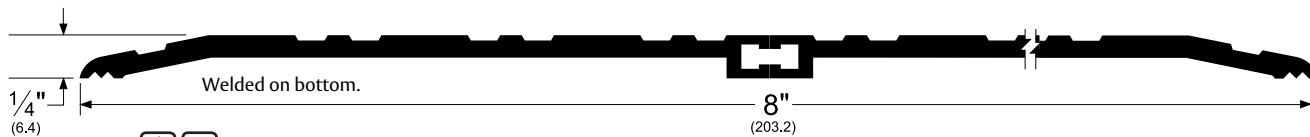


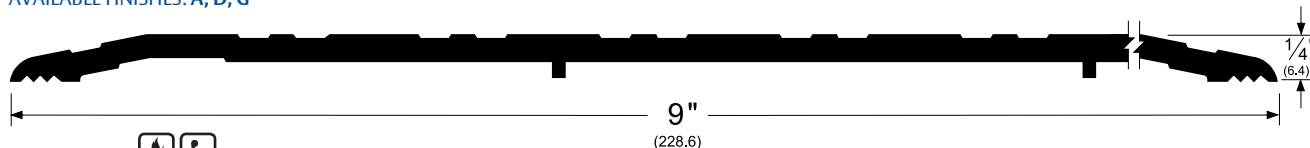
## Saddle Thresholds (Cont.)

- To use a saddle threshold in an offset condition, use an elevator (see page 37).


**274X4\_**   **BHMA CERTIFIED**  
AVAILABLE FINISHES: B



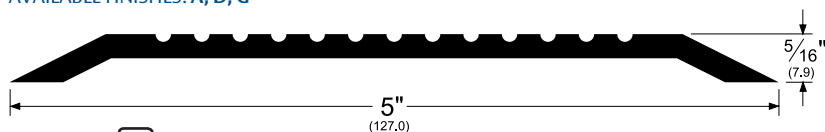
**2749\_**   **BHMA CERTIFIED**  
AVAILABLE FINISHES: A, D, G



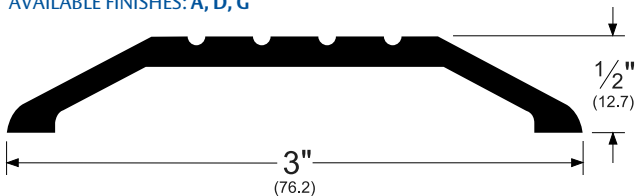
**2750\_**   **BHMA CERTIFIED**  
AVAILABLE FINISHES: A, D, G



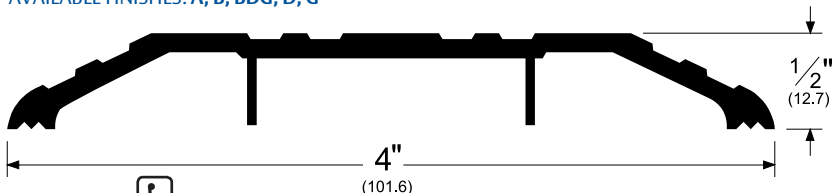
**1665\_**    
AVAILABLE FINISHES: A, D, G



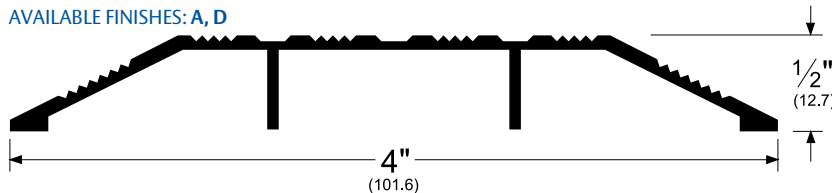
**169\_**  **BHMA CERTIFIED**  
AVAILABLE FINISHES: A, D, G



**170\_**   **BHMA CERTIFIED**  
AVAILABLE FINISHES: A, B, BDG, D, G



**1700\_**  **BHMA CERTIFIED**  
AVAILABLE FINISHES: A, D



NOTE: Products shown in this section may not be drawn to scale.

▲ AVAILABLE FINISHES FOR PRODUCTS SHOWN ON THIS PAGE (see General Information section for finish chart)

A (Mill Finish Aluminum) • B (Mill Finish Extruded Bronze [Brass]) • BDG (Bright Dip Gold Anodized) • D (Dark Bronze Anodized) • G (Gold Anodized)

NOTE: G, SN are available with limited inventory