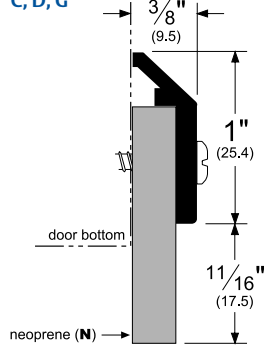


Door Bottom Sweeps

368_N  **BHMA CERTIFIED**

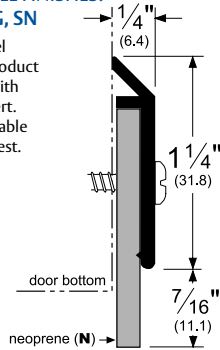
AVAILABLE FINISHES: **BHMA CERTIFIED**
C, D, G



315_N  **BHMA CERTIFIED**

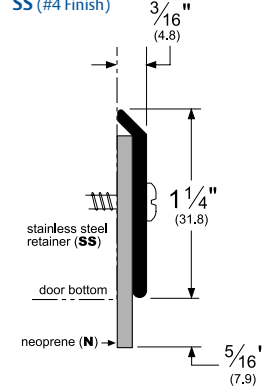
AVAILABLE FINISHES:
B, C, D, G, SN

Satin Nickel finished product supplied with BLACK insert. GRAY available upon request.



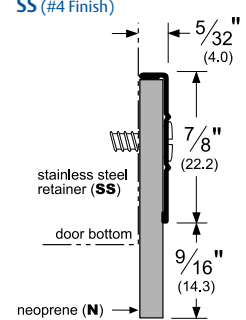
315SSN  **BHMA CERTIFIED**

AVAILABLE FINISHES: **BHMA CERTIFIED**
SS (#4 Finish)



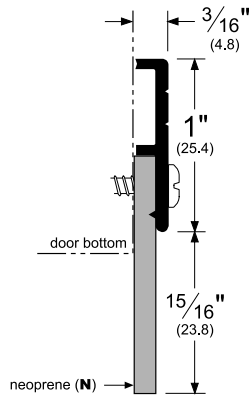
321SSN  **BHMA CERTIFIED**

AVAILABLE FINISHES: **BHMA CERTIFIED**
SS (#4 Finish)



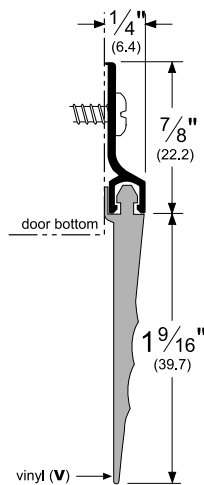
321_N  **BHMA CERTIFIED**

AVAILABLE FINISHES: **BHMA CERTIFIED**
C, D, G



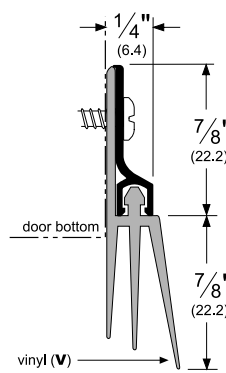
56_V

AVAILABLE FINISHES:
A, BDG, D, G, PW, SN



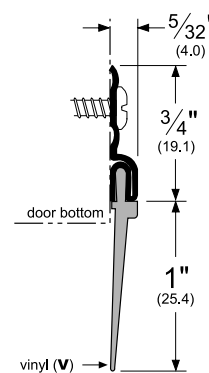
57_V

AVAILABLE FINISHES:
A, BDG, D, G, PW, SN



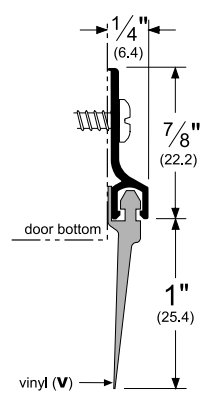
99_V

AVAILABLE FINISHES:
PA, PD, PG, PW



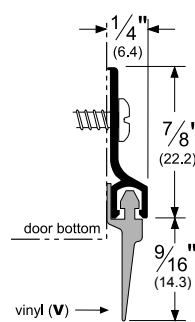
307_V 

AVAILABLE FINISHES:
A, BDG, D, G, PW, SN



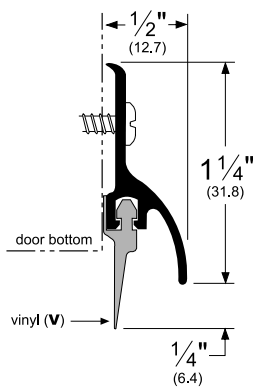
308_V 

AVAILABLE FINISHES:
A, BDG, D, G, PW, SN



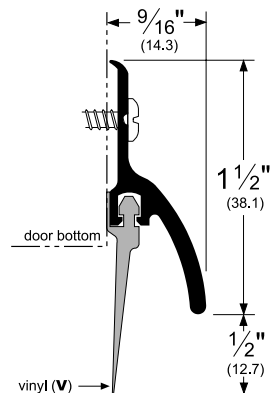
3452_V 

AVAILABLE FINISHES:
A, BDG, D, G, PW, SN



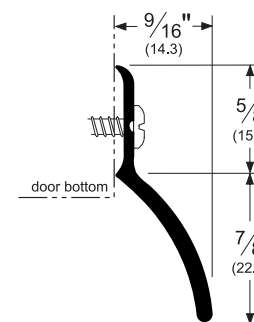
345_V

AVAILABLE FINISHES:
A, BDG, D, G, PW



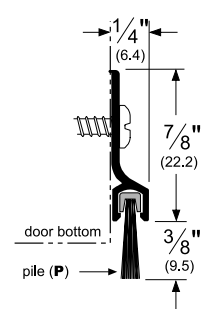
345_

AVAILABLE FINISHES:
A, B, BDG, C, D, G, PW



309_P 

AVAILABLE FINISHES:
A, BDG, D, G, PW, SN



NOTE: Products shown in this section may not be drawn to scale.

▲ AVAILABLE FINISHES FOR PRODUCTS SHOWN ON THIS PAGE (see General Information section for finish chart)

A (Mill Finish Aluminum) • B (Mill Finish Extruded Bronze[Brass]) • BDG (Bright Dip Gold Anodized) • C (Clear Anodized) • D (Dark Bronze Anodized) • G (Gold Anodized) • PA (Painted Aluminum) • PD (Painted Dark Bronze) • PG (Painted Gold) • PW (Painted White) • SN (Satin Nickel Anodized) • SS (See Individual Part)