



ROFU® ELECTRIC STRIKE MODEL 1404/3404

1404 AND 3404 - SERIES, FACEPLATE SIZE 1⁷/₁₆" x 7¹⁵/₁₆"

MODEL 1404 — Fail - Secure (Non Fail - Safe)

MODEL 3404 — Fail - Safe

Electric strikes for use with mortise and cylindrical locksets.

For Commercial and Residential, New or Retrofit Uses



1404/3404
Non-Handed

Standard Features

- Anodized Aluminum Faceplate
- Frame Type - Hollow Metal, Aluminum or Wood
- Corrosion - Resistant case and moving parts.
- Tamper Strength Test - 1400 lbs (635kg)
- Cycle Test 500,000 cycles
- Keeper Depth - **5/8"** Maximum Latch Projection possible with 1/8" Door/Frame Clearance - **3/4"**
- Strike Depth 1.56" Overall
- Reversible - Non Handed
- Limited Warranty - **36 Months**

Available in the following Voltages and Finishes:

Specify Finish xUS28, xUS10B or xUS4

Voltage, Fail Secure x01=8-16VAC/3-6VDC, x05=12VAC/12VDC, x08=24VAC/24VDC

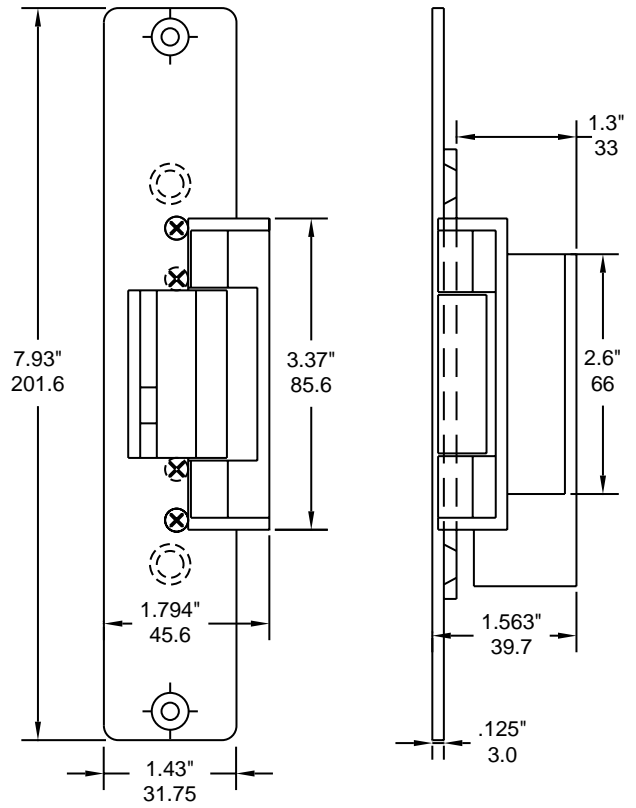
Voltage, Fail Safe x06=12VDC, x09=24VDC

Optional Features:

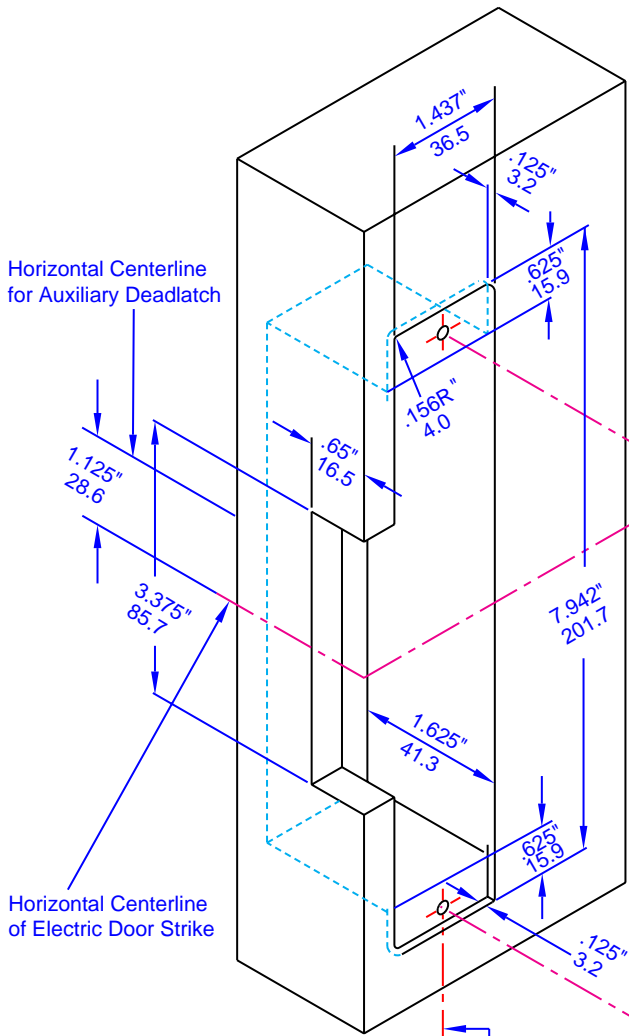
- Adjustable Keeper (FAFIX), available for 3404 series. Specify FAFIX
- 2" Lip Extension, specify #10002. See page #108



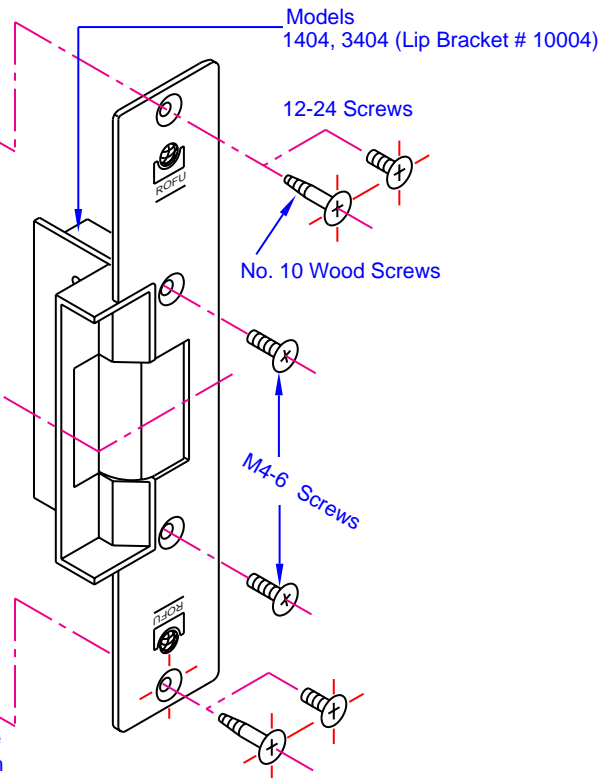
LINE ART FOR 1404/3404



WOOD JAMB PREPARATION



INSTALLATION



The mounting screws of the electric strike and the mounting screws of the deadlatch are located on the vertical centerline.