



ROFU® ELECTRIC STRIKE MODEL 1507

1507 - SERIES, FACEPLATE SIZE 1 1/8" x 2 3/4"

MODEL 1507 — Fail - Secure (Non Fail - Safe)

Electric strikes for use with cylindrical locksets.

For Commercial and Residential, New and Retrofit Uses

Standard Features



1507
Non-Handed

- Zinc/Aluminum Alloy Faceplate
- Frame Type - Hollow Metal, Aluminum
- Corrosion - Resistant case and moving parts.
- Tamper Strength Test - 1000 lbs (454kg)
- Cycle Test 500,000 cycles
- Keeper Depth - **5/8"** Maximum Latch Projection possible with 1/8" Door/Frame Clearance - **3/4"**
- Strike Depth 1.43" Overall
- Reversible - Non Handed
- Limited Warranty - **36 Months**

Available in the following Voltages and Finishes:

Specify Finish xUS28 or xUS10B or xUS4

Voltage, Fail Secure x01=8-16VAC/3-6VDC

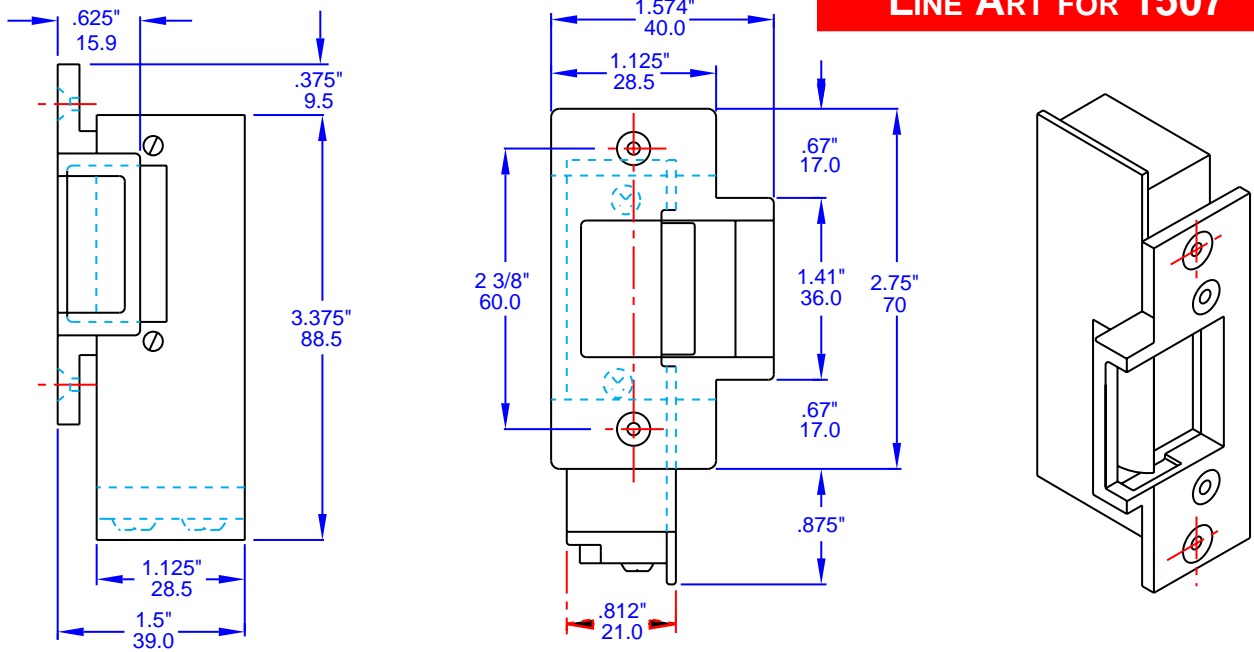
 x05=12VAC/12VDC

 x08=24VAC/24VDC

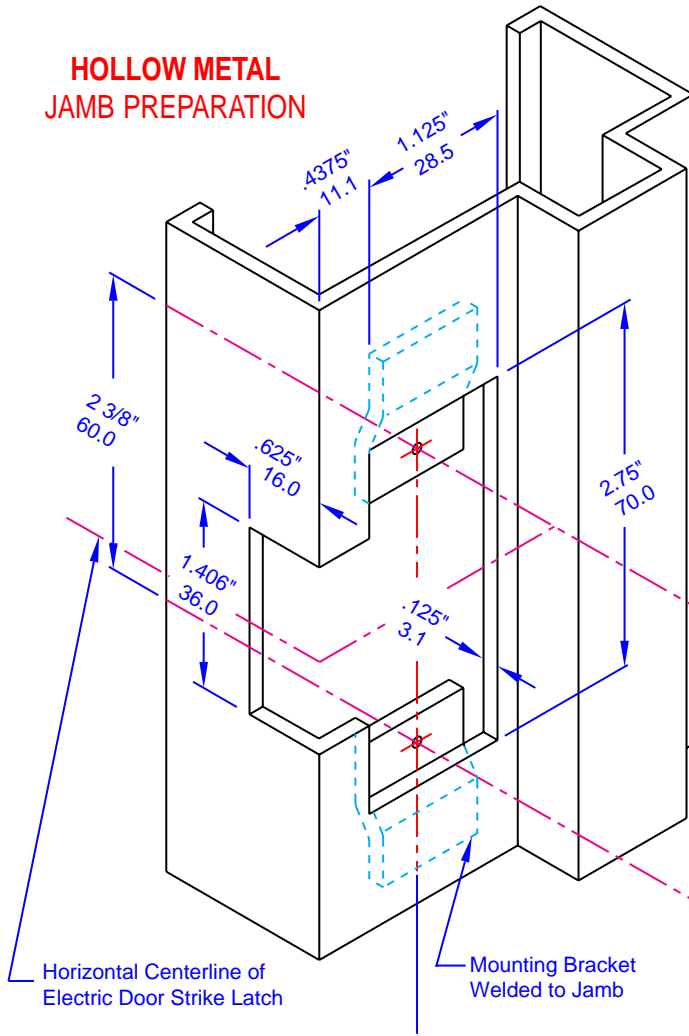
Installation Hint:

Use a long M4 machine screw to hold top of strike, mount bottom, remove machine screw and mount top to mounting tab.

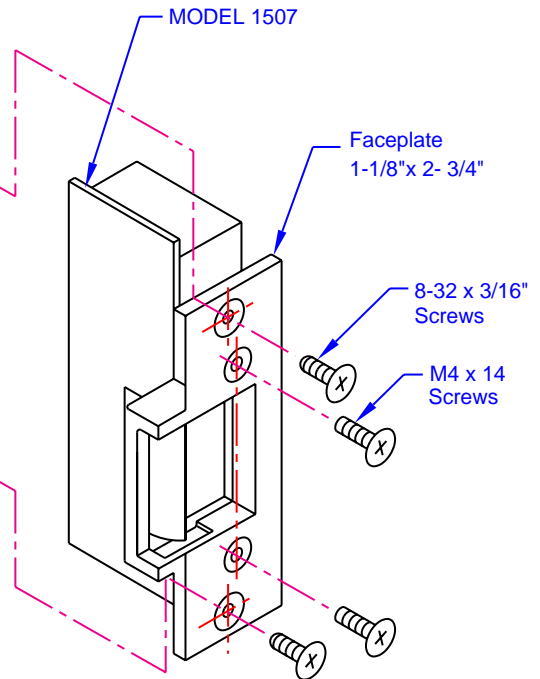
LINE ART FOR 1507



HOLLOW METAL JAMB PREPARATION



INSTALLATION



The mounting screws of the electric strike and the mounting screws of the deadlatch are located on the vertical centerline.