MARKS USA

AMITYVILLE, N.Y. 11701

2014/2015 PRICE LIST

MORTISE LOCKSETS

CYLINDRICAL, TUBULAR & ELECTRONIC ACCESS CONTROL LOCKSETS

PANIC DEVICES & DOOR CLOSERS

July 2014

TABLE OF CONTENTS

Required Information **6**
Backset 6
Door Thickness 6
Handing 6
Mounts & Displays **6**
Mortise Lock Trim Information **7**
Handleset Trim 7
Leverset/Knobset Trim 7
How To Order Mortise Locksets & Handlesets **8-10**
How To Order Instructions & Examples 8
1. Series 9
2. Plates/Roses/Handlesets 9
3. Knob/Lever 9
4. Mortise Functions 9
5. Finishes 9
6. Options 10
Plate Designs **11-27**
Barrier - BA 11
Classic - CL 12-13
Capitol - CP 14-15
Crown - CR 16-17
Drake - DR 18-19
Davos - DV 20-21
Madison - MA 22-23
New Yorker - NY 24-25
Towne - TN 26-27
Rose Designs **28-29**
Rose with Ring - RR 28-29
Plain Rose - RW 28-29
Small Rose with Ring - RQ 28-29
Small Rose - RS 28-29
Square Rose - RX 28-29
Square Rose - RK 28-29
Handleset Designs **30-33**
Crown - CR 30
Grand Crown - GC 30
Madison - MA 31
Grand Madison - GM 31
Towne - TN 32
Grand Towne - GT 32
Claremont - CM 32
Wharton - WT 33
Ornamental Iron **34-35**
Series 21 Unilock™ 34
Series 22 34
Series 9215 Unilock™ 34
Series 9225 34
Series 9257 Unilock™ 34
Series 9267 34
THINLINE® Series 2750 34
Ornamental Iron (cont'd) **35**
Knob & Lever Kits 35
Accessories 35
Cylinders 35

FOR ADDITIONAL DESIGNS, ASK FOR THE CUSTOM LOCK DIVISION CATALOG OR VISIT OUR WEBSITE @ WWW.MARKSUSA.COM

631-225-5400 • 1-800-526-0233 • Fax 631-225-6136 • ©2014 MARKS USA

MORTISE LOCKSET PRICE LIST

Mortise Parts & Trim **36-47**
Mortise Lock Bodies Series 4 & 45 36
Mortise Lock Bodies Series 5 & 55 37
Mortise Lock Bodies Series 6 & 8 38
Mortise Lock Bodies Series 7 & 9 39
Mortise Deadlocks Series 31, 2, 3, 5 & 55 40
Mortise Lockset Functions 41-42
Mortise Lock Parts: Knob/Lever Rose Kits 43
Mortise Lock Parts: Dummy Cylinder, Collars & Turnpieces, Strikes, Spindles 44
Trim Lock Parts: Plate/Rose Design 45
Trim Lock Parts: Knob/Lever Design 46
Trim Lock Parts: Handle Design 47
Mortise Door Accessories 47

CYLINDRICAL & TUBULAR LOCKSET PRICE LIST

How To Order Cylindrical Locksets **48**
How To Order Example For Cylindrical Locksets 48
1. Series 48
2. Cylindrical Functions 48
3. Finishes 48
4. Options 48
Cylindrical Locksets **49-52**
80 Line Grade 1 Cylindrical Knobsets 49
10 Line Grade 2 Cylindrical Knobsets 50
95 Line Grade 1 Cylindrical Survivor Series Leversets 51
75 Line Grade 2 Cylindrical Survivor Series Leversets 52
Residential Interior Cylindrical Locksets **53**
1120 Series Grade 2 Knobsets *(cylindrical knobsets for interior use)* 53
230 Series Knobsets *(cylindrical knobsets for interior use)* 53
Cylindrical Lock Accessories **53-54**
Latches, Strikes, Spacer Rings, Etc. 53
Marks Survivor Series Lock Installation Tool J295 54
Cylinders, Cylindrical Lock Tailpieces, Cylindrical IC Core Tailpieces 54
How to order example for Cylindrical Lock Cylinders & Tailpieces 54
Cylindrical Knob/Lever Functions **55**
How To Order Tubular Locksets **56**
How To Order Example For Tubular Locksets 56
1. Series 56
2. Roses 56
3. Knob/Lever 56
4. Tubular Function 56
5. Finishes 56
6. Options 56
Tubular Knob & Lever Functions 56
Rose Designs **57**
Rose with Ring - RR 57
Plain Rose - RW 57
Small Rose with Ring - RQ 57
Small Rose - RS 57
Square Rose - RX 57
Square Rose - RK 57
Residential Interior Tubular Locksets **58**
150 Series American Lever *(tubular leversets for interior use)* 58
250 Series Crescent Lever *(tubular leversets for interior use)* 58
450 Series Titan Lever *(tubular leversets for interior use)* 58
Tubular Lockset Accessories **59**
Strikes, Latches, Support Housing 59
Turnpieces 59
Latches & Cylindrical Cartridge 59
How To Order For Defender Locksets **60**
How To Order Example For Defender Locksets 60
1. Series 60
2. Tubular Functions 60
3. Finishes 60
4. Options 60
Deadbolt/Deadlatch Functions **60**

CYLINDRICAL & TUBULAR LOCKSET PRICE LIST

Defender Series Tubular Deadbolts & Cylindrical Cartridge Deadlatches 61
130 Series Grade 1 Defender Tubular Deadbolts 61
145 Series Grade 1 Defender Cylindrical Cartridge Deadlatches 61
Defender Series Accessories 62
Strikes, Latches & Spacers 62
Latches & Cylindrical Cartridge 62
Tailpieces & Cylinders 62
175 BIO Biometric Unit 63
175 BIO Biometric Fingerprint Reader With Cylindrical Leverset 63
174 BIO Biometric Fingerprint Enroller 63
173 BIO USB Cable 63
i-Qwik/i-Que Electronic Access Control Locksets 64-67
i-Qwik LITE^2 Series Electronic Access Control & How To Order Example 64
i-Qwik DATA Series Stand Alone Electronic Access Control & How To Order Example 65
i-Qwik PROX Series Stand Alone Electronic Access Control & How To Order Example 66
i-Qwik Series Digital Access Control Keypad or Keypad with Proximity Reader & How To Order Example 67
i-Dat MARK2 68-70
i-Dat MARK2 USB Unit With U3 Memory Stick 68
U3 Memory Stick 68
Prox Accessories 68
i-Qwik/i-Que Series Options 69
i-Qwik/i-Que Series Accessories, Tailpieces & Cams 70
Request To EXit (REX) Leversets & Electrified Locksets 71-72
Request To EXit (REX) Cylindrical Grade 1 Leversets (EA195, EA295, EA395 & EA495) 71
How To Order Example For REX Leversets 71
195, 295, 395 & 495 Series Grade 1 Electrified Cylindrical Leversets 72
5 Series Grade 1 Electrified Mortise Lockset 72
Gate Locks 73
Swinging Gate Locks 73
Sliding Gate Locks 73
Parts 73
Custom Lockset Division 74-75
Series HA113 Housing Authority Mortise Lockset 74
Series LA318GJ Maximum Security Mortise Lockset 75
Institutional Life Safety Mortise Locksets 76-78
Series 195SS Institutional Life Safety Cylindrical Lever Lockset 76
Series 5SS55 & 5SS19 Institutional Life Safety Mortise Knob & Lever Locksets 77
Series 180SS Institutional Life Safety Cylindrical Knobsets & Locksets 78
Series 31SS55 Institutional Life Safety Mortise Deadlock 78
Hospital Locksets 79
Series 180PD Cylindrical Push/Pull Paddlesets 79
Series 5PD & 55PD Mortise Push/Pull Paddlesets 79
Mortise Lock Cylinders, Parts & Cams 80
Cylinders, IC Core Cylinder Housings, Cylinder Cams 80
How To Order For Mortise Lock Cylinders 80
KEYS & KEYING 81
HI-SECURITY™ Cylinders 82-87
HI-SECURITY™ Cylinders: NON-UL 82
HI-SECURITY™ Cylinders: UL 437 83
Security-Mate™ Cylinders, Special Application Cylinders 84
How To Order HI-SECURITY™ Cylinders and Keys 85
Keys, Cams & Tailpieces 86
Parts List 87

DOOR CLOSERS & PANIC DEVICES PRICE LIST

Door Closers **88-89**
Series 220 Grade 1 Barrier-Free & Delayed-Action Contractor Quality Door Closers 88
Series 225 Tri-Pak All-In-One Deluxe Door Closers 88
Series 300 Overhead Concealed Contractor Quality Door Closers 89
Series 400 Multi-Size, Full Feature Door Closers 89
Panic Devices **90-95**
Series M9900 Exit Device - Rim Mount 90
Series M9900 VR Exit Device - Surface Vertical Rod 90
Series M9900 Exterior Trim 91
Series M9900 Cams & Tailpieces 91
Series M9300 Exit Device - Mortise 92
Electric Latch Retraction with Simultaneous Dogging 92
Electrified Mortise Exit Devices 93
Exit Alarm 93
Electric Frame Actuator 94
Electric Dogging 94
Delayed Egress 95
M9900 LITE 95
Power Transfer Hinges & Loops **96**
Touchless Exit Switch **97**
How To Order Door Closers & Panic Devices **98**
NEW! ArchiTech™ Series Networx Locks **99**

Marks USA Antimicrobial finish

Peace of mind for your hardware application when protected against GERMS and MOLD using Stericoat AM. Marks USA antimicrobial finish is recommended for hospitals, assisted living facilities, schools and childcare facilities. **Use Code - AM**

Lifetime Mechanical Limited Warranty: MARKS USA warrants that its products are free from defects in materials and workmanship. This warranty is limited to the lifetime of the door on which our lock is installed. In the event our product does not conform to this warranty, MARKS USA will repair or replace the product free of charge. This warranty does not cover defects or damage arising from improper installation, lack of or improper maintenance, improper storage, shipping and handling, ordinary wear and tear, misuse, abuse, accident, unauthorized service, or use with unauthorized non-MARKS products or parts. We reserve the right to make changes in materials, components or manufacturing methods. Liability under all warranties expressed or implied is limited to replacement of the defective goods. This warranty does not cover nor provide for the reimbursement or payment of incidental or consequential damages. Additionally, the company will not warrant ANSI A156.2 Grade 2 lever product installed in educational facilities and student housing.

2 Year Electronic Limited Warranty: MARKS USA warrants to the original purchaser that its products are free from defects in materials and workmanship so long as they occupy the premises. In the event our product does not conform to this warranty, MARKS USA will repair or replace the product free of charge at its sole discretion. This warranty does not cover defects or damage arising from improper installation, lack of or improper maintenance, improper storage, shipping and handling, improper application or specification, ordinary wear and tear, misuse, abuse, accident, improper voltage, unauthorized service, or use with unauthorized non-MARKS products or parts. We reserve the right to make changes in materials, components or manufacturing methods. Liability under all warranties expressed or implied is limited to replacement of the defective goods. This warranty does not cover nor provide for the reimbursement or payment of incidental or consequential damages or any shipping charges related to exercising of this warranty.

Lifetime Finish Limited Warranty: MARKS USA finishes with the suffix "E" indicate finishes which have a "PVD" coating. Locksets with the "3E" finish will be warranted to the original user against tarnishing as long as the user occupies the residential premises upon which the lockset was originally installed. Locksets with this finish, used in commercial applications will be limited to two years. This warranty does not cover scratches, abrasion, abused or misused products. Upon return of a defective product to Marks USA, we will, at our sole discretion, either replace the product or refund the purchase price in exchange for the product. Due to climatic conditions, chemical or abrasive actions, other finishes are excluded from this warranty. This warranty does not cover nor provide for the reimbursement or payment of incidental or consequential damages arising from the sale of the product.

Terms & Conditions:

TERMS: 1%-10, Net 30.

FREIGHT: Prices are F.O.B. Amityville, New York. Freight allowed on shipments over $5000 net invoice value within Continental U.S.

RETURNED GOODS: Goods may not be returned without a Returned Goods Authorization (RGA) and are subject to a restocking charge. RGA label must be on all cartons.

MINIMUM CHARGE: Orders for less than $250 net invoice are subject to a $25 handling charge.

MINIMUM SALES VOLUME: The company reserves the right to discontinue direct sales to any customer who does not meet the minimum annual sales requirements during any 12 month period. Minimum annual sales volume is determined on the basis of accepted orders during each applicable year. All orders are acknowledged. It is the customers responsibility to check accuracy of the acknowledgement when received.

BACKSET - Required Information

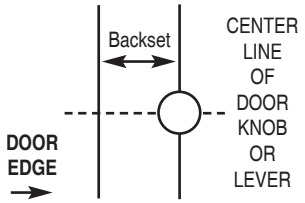

DOOR THICKNESS - Required Information

STANDARD DOOR THICKNESS RANGE:

Mortise locksets: 1-3/4"
Cylindrical locksets: 1-5/8" through 1-7/8"
Ornamental locksets: 1" through 1-1/4"
Tubular locksets: 1-3/8" through 1-3/4"
Other door thickness: **Consult factory**

SPECIFY:

Door thickness (A)
Lock location (B)

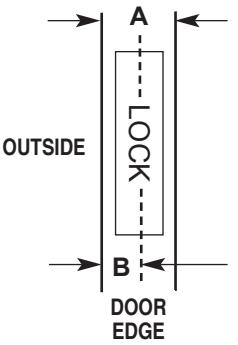

HANDING - Required Information

All locksets supplied 1/2 (LH) and 1/2 (RH) unless otherwise specified

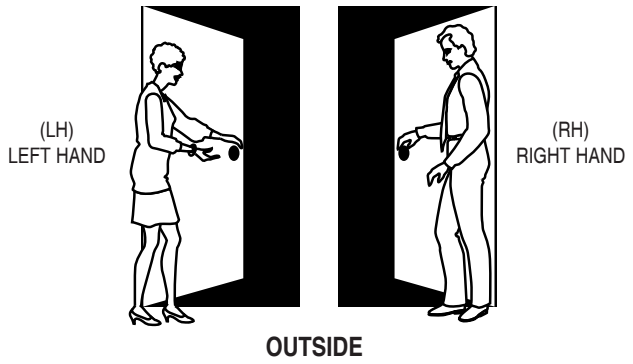

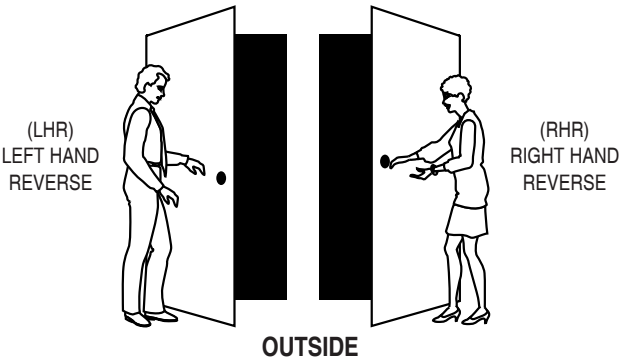

MOUNTS & DISPLAYS AVAILABLE, CONSULT FACTORY

1RW78N/26D

1PDN/32D

1RR57N/15

5DR72FD/26

5RW96LF/26D-A21

MORTISE LOCK TRIM INFORMATION

HANDLESET TRIM

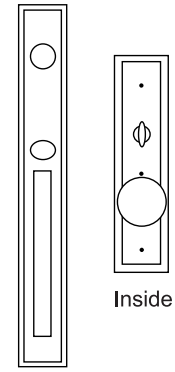

ENTRANCE
Cylinder/Turnpiece

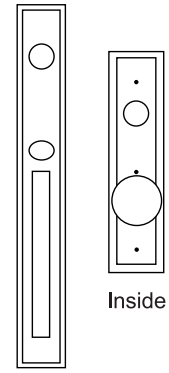

ENTRANCE
Double Cylinder

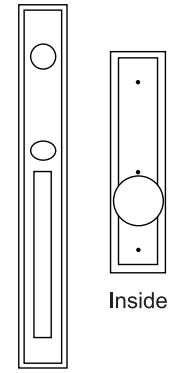

DUMMY TRIM
Both Sides

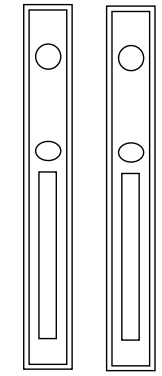

HANDLE SET
With Ext. &
Int. Handle

LEVERSET/KNOBSET TRIM

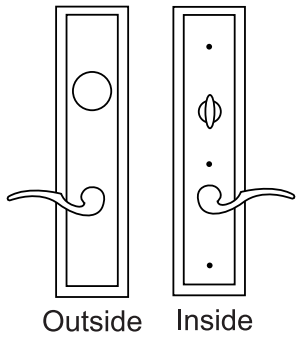

ENTRANCE
Cylinder/Turnpiece

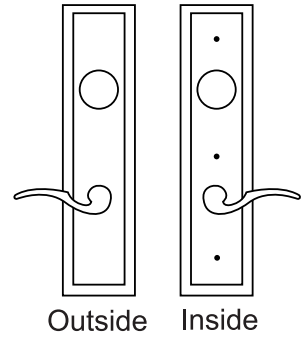

ENTRANCE
Double Cylinder

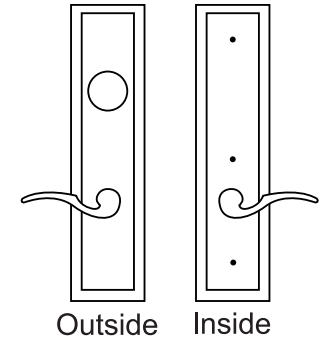

OFFICE/CLASSROOM

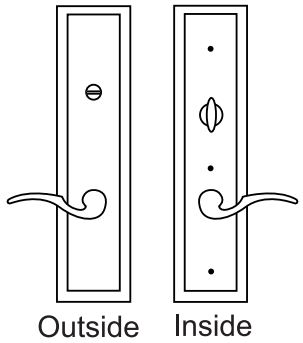

PRIVACY

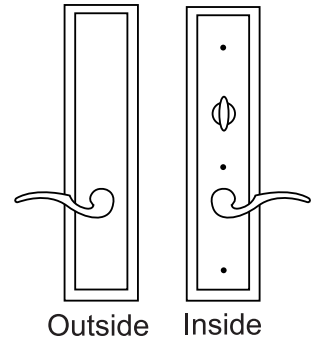

EXTERIOR/PATIO

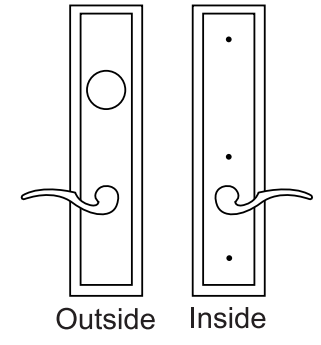

DUMMY TRIM
Both sides
*Dummy cylinder optional (F17)

How To Order Mortise Locksets & Handlesets

1. Select type of lockset.
2. See corresponding pages in the catalogues for information regarding this type of lock.
3. Create the part number for your lock by selecting the information from fields 1 through 6.
   Please note dummy trim is Series "0".
4. Options must be listed in Alpha - Numeric order.
5. Note that if Part Number is over 15 characters, it becomes a special number with the option field *1.
   (Your options will then be listed separately.)
   Please note the standard (default) features of each lock - they do not need to be selected in the options section.
6. Please indicate keying detail or special instructions on each item ordered.
7. Door Templates are available on the website @ www.marksusa.com/support/templates

How To Order Example *for Mortise Locksets*	**7**	**NY**	**10**	**A**	**/**	**3**	**—**	**G3**
	1. Lock Series	*2. Plate/Rose Design*	*3. Knob/Lever Design*	*4. Marks Function*	*Slash*	*5. FInish*	*Dash*	*6. Options*

How To Order Example *for Rose Design*	**5**	**RW**	**92**	**N**	**/**	**10B**	**—**	**D1**
	1. Lock Series	*2. Plate/Rose Design*	*3. Knob/Lever Design*	*4. Marks Function*	*Slash*	*5. FInish*	*Dash*	*6. Options*

How To Order Example *for Handlesets*	**6**	**CB**	**60**	**AC**	**/**	**15**	**—**	**G3**
	1. Series	*2. Handleset Design*	*3. Interior Knob/Lever Design*	*4. Marks Function*	*Slash*	*5. FInish*	*Dash*	*6. Options*

How To Order Example *for Ornamental Iron*	**9215**	**AC**	**/**	**15**	**—**	**G3**
	1. Series	*2. Marks Function*	*Slash*	*3. FInish*	*Dash*	*4. Options*

How To Order Example *for Mortise Lock Bodies*	**55**	**JM**	**/**	**26D**	**—**	**T**
	1. Series	*2. Marks Function*	*Slash*	*3. FInish*	*Dash*	*4. Options*

FOR ADDITIONAL DESIGNS, ASK FOR THE CUSTOM LOCK DIVISION CATALOG OR VISIT OUR WEBSITE @ WWW.MARKSUSA.COM
631-225-5400 • 1-800-526-0233 • Fax 631-225-6136 • ©2014 MARKS USA

How To Order Mortise Locksets & Handlesets

1 SERIES

Dummy Trim	0
Dummy Trim Handlesets Only	00
Mortise Locks	4, 45, 5, 55, 6, 7, 8, 9
Mortise Deadlocks	31, 2, 3

2 PLATES/ROSES/HANDLESETS

PLATES	***DESIGN***
Barrier	BA
Classic	CL
Capitol	CP
Crown	CR
Drake	DR
Davos	DV
Madison	MA
New Yorker	NY
School	LA
Towne	TN

ROSES		***DESIGN***
9602-R	Rose with ring 2-9/16" dia.	RR
9602	Plain rose 2-9/16" dia.	RW
5602-R	Small rose with ring 2-1/4" dia.	RQ
5602	Small rose 2-1/4" dia.	RS
7602	Square rose 2-9/16"	RX
7607	Square forged rose 2-9/16"	RK

HANDLESETS	***DESIGN***
Crown	CR
Grand Crown	GC
Madison	MA
Grand Madison	GM
Towne	TN
Grand Towne	GT
Claremont	CT
Wharton	WT

3 KNOB/LEVER

KNOBS	***DESIGN***	
1153	Round, wrought	10
1253	Ball, wrought	20
9631	Ball, forged	30
9609	Eclipse, forged	60

LEVERS	***DESIGN***	
5642	Stanhope	44
5652	Madison	52
5657	Brompton	55
5662	Monaco	57
5672	Towne	72
5677	Maxwell	77
5678	Omni	78
5682	Plaza	82
5683	Dayton	83
5686	Crescent	86
5692	American	92
5696	Titan	96

4 MORTISE FUNCTIONS

MARKS FUNCTION:

KEYED SINGLE CYLINDER, NO DEADBOLT		***ANSI #***
D	OFFICE/VEST.	
DW	VESTIBULE	
E	OFFICE	F04
EW	STOREROOM	F07
EX	EXIT	F31
J	CLASSROOM	F05
JM	HOSPITAL	F06
JR	HOSPITAL	F06
GL	INST PRIVACY	F26
EN	STOREROOM	
DN	STOREROOM	
EL	ELECTRICALLY LOCKED	
EU	ELECTRICALLY UNLOCKED	

KEYED SINGLE CYLINDER, WITH DEADBOLT		***ANSI #***
A	ENTRANCE	F08, F10
B	ENTRANCE	F21
F	DORMITORY	F12
FS	DORMITORY	
FW	DORMITORY	F13
FD	APARTMENT	F20
H	HOTEL	F15
LH	SPECIAL PRIVACY	

KEYED DOUBLE CYLINDER, NO DEADBOLT		***ANSI #***
G	ENTRANCE	F09
GC	INTRUDER LATCHBOLT	F32
GG	CLASSROOM SECURITY	
GR	CLASSROOM SECURITY w/HOLDBACK	
WW	INSTITUTION	F30

KEYED DOUBLE CYLINDER, WITH DEADBOLT		***ANSI #***
AC	ENTRANCE	F35
C	STOREROOM	F14
FC	INTRUDER DEADBOLT	F34
FA	DORMITORY	F11
FX	DORMITORY	F33
SO	STOREROOM	F25

KEYLESS		***ANSI #***
N	PASSAGE	F01
L	BATHROOM	F02
LF	PRIVACY	F19
LJ	PRIVACY	F22

DUMMY TRIM		***ANSI #***
DI	DUMMY TRIM INSIDE	
DO	DUMMY TRIM OUTSIDE	
DT	FULL DUMMY TRIM	

5 FINISH

MARKS		***ANSI #***
US 3	Polished Brass, Clear Coated	605
US 3E	Polished Brass "PVD"	605E
US 4	Satin Brass, Clear Coated	606, 606E
US 5	Antique Brass, Clear Coated	609, 609E
US 10E	Satin Bronze "PVD"	612E
US 10	Satin Bronze, Clear Coated	612
US 10B	Dark Bronze, Clear Coated	613E
US 14	Bright Nickel Plating, Clear Coated	614
US 15	Satin Nickel	619, 619E
US 19	Flat Black, Powder Coated	622, 622E
US 20A	Dark Oxidized Statuary Bronze, Clear Coated	624
US 26	Polished Chrome, Plated	625
US 26D	Satin Chrome, Plated	626
US 26E	Satin Chrome, Powder Coat	626E
US 32	Polished Stainless Steel	629
US 32D	Satin Stainless Steel	630
AM	**Antimicrobial Finish**	**AM**

FINISH DESIGNATIONS

Split Finish Designation

Marks USA Antimicrobial finish - **Code: AM**

Split Finish: Exterior one finish/interior one finish designate by an "X"

Ex: 4TN57A/3Ex15-F3
Exterior trim 3E Interior Trim US 15

Combination Finish Designation

Combination Finish:

Alternating different finishes on same side of trim designate by a "/" between finishes

Ex: 4TN57A/3E/15-F3
Exterior and Interior trim 3E
US 15 cylinder, turnpiece & lever.

How To Order Mortise Locksets & Handlesets

6 OPTIONS

LOCK FRONT	CODE	PRICE
1-1/16" x 8"	Q	23
1-1/16" x 5-5/8"	R	27
1-1/16" x 7-5/8"	T	23
1-1/4" x 10"	U	99
1" x 7-3/4"	V	23
1" x 7-1/8"	W	NC
1-1/4" x 8"	X	23
1-1/4" x 8-5/8"	Y	99
1" x 8"	Z	23

TRIM MODIFICATIONS	CODE	PRICE
Tactile knob/lever, coated ext. only	A1	54
Emergency coinkey	A2	28
Tamper-proof screws	A3	10
Tactile knob/lever, knurled	A4	54
Handicapped turnpiece	A5	18
Hotel indicator	A6	44
Pinned knob	A7	35
Large rose 3-1/8" diameter	A8	11
Mushroom knob	A9	4
No logo	A10	
Engraved	A11	71
Concealed cylinder	A12	27
Dummy trim sub-assembly	A13	—
Coinkey w/ escutcheon plate	A14	71
Coinkey w/ rose	A15	71
Occupancy Indicator	A17	90
Tactile knob/lever, coated int. & ext.	A18	105
BE 1-1/2" thick door adapter plate	A19	67
Rigid Lever	A20	NC
"Tear Drop" occupancy indicator	A21	79
Crescent Lever	A22	NC
Square trim	A23	29
- Square collar	A23C	+10
- Square turnpiece	A23T	+10
Small emergency hole	A24	
SS55 Knob on EXT or INT (specify)	A25	43
Plaza Lever	A26	NC
Recessed Pull (one side)	A28	71
Exposed Rose Screws	A29	NC
Engraved and Filled	A30	81
Inside Knob on Lever	A31	35
No inside turnpiece	A32	NC

LOCK BODY	CODE	PRICE
Lever override guard - outside*	B1	44
Lever override guard - both sides*	B2	62
Hardened pins - deadbolt	B3	18
Lever springs	B4	18
Pin and lever springs	B5	35
Hollow spacer	B6	18
8 mm hubs on square	B7	18
Turnpiece hub on square	B8	10
With deadbolt	B9	18
Boxed Lock Body	B10	NC
Lever spring outside only	B11	NC
Lever spring inside only	B12	NC

DOOR THICKNESS	CODE	PRICE
50 mm (2")	D1	NC
57 mm (2-1/4")	D2	44
60 mm (2-3/8")	D3	44
1-3/4"	D4	NC
1-3/8"	D5	NC
1" - 1-1/4"	D6	NC
2" - 2-1/4"	D7	44
1-1/4" - 1-1/2"	D8	NC
Over 3"	D9	533
63.5 mm (2-1/2")	D10	71
75 mm (3")	D11	90
72 mm (2-13/16")	D12	90
2-3/4"-3"	D14	300

LATCH	CODE	PRICE
Solid latch	E1	18
Hold open latch	E2	35
Auxiliary latch	E3	35
2-3/4" backset, 1-1/8" x 2-1/4" face	E4	7
2-3/8" backset, 1" x 2-1/4" face	E6	NC

TRIM CHANGES	CODE	PRICE
Lead lined	F1	267
Large inside plate	F2	35
Less inside trim**	F4	NC
Less outside trim**	F5	NC
For 1-1/2" bore	F6	16
Adjustable spring collars	F10	4
Corbin 6 pin IC core	F12	27
Corbin 7 pin IC core	F13	27
Yale 6 pin IC core	F14	18
Yale 7 pin IC core	F15	18
Less outside knob/lever	F16	
Dummy cylinder	F17	44
Less outside trim w/ custom escutcheon**	F18	NC
Schlage 6 pin IC core	F19	18
Sargent IC core	F20	18
Medeco IC core large format	F21	18
IQ lead lined	F22	416
Rigid Lever	F23	NC
ASSA IC Core	F24	
Blank Inside Plate/Lever	F25	NC
Blank Outside Plate/Lever	F26	NC
Yale 6 pin IC core w/ captivated tail	F27	NC
Yale 7 pin IC core w/ captivated tail	F28	NC

CYLINDER	CODE	PRICE
IC core housing - 7 Pin	G1	NC
Special optional keyway	G2	35
Less cylinder	G3	Deduct 15
MARKS "A" keyway	G4	14
MARKS "C" keyway	G5	14
IC core housing w/9271 Collar - 6 Pin	G6	NC
IC core housing, Schlage large format (FOR MORTISE ONLY)	G7	NC

ELECTRIFIED	CODE	PRICE
24V	H1	
12V	H2	
Electrically locked	H9	
Electrically unlocked	H10	

STRIKE	CODE	PRICE
4-7/8" ASA strike	S1	9
Straight lip strike	S2	3
2-3/4" "T" strike	S3	NC
3-5/8" x 1-1/4" Security strike	S4	10
2-1/4" Curved lip strike	S5	NC
4-7/8" Strikes: 1 Left / 1 Right	S6	12
Strike with 1-1/2" lip	S7	16
Radius corner strike	S8	NC
4035-1 strike	S9	NC

TURNPIECES	CODE	PRICE
TP 1	T1	+ 17
TP 3	T3	+ 17
TP 4	T4	+ 17
TP 5	T5	+ 17
TP 6	T6	+ 17
TP 7	T7	+ 17
TP 9	T9	+ 17
TP 16	T16	+ 17

ELECTRONICS	CODE	PRICE
Sensor array package: REX & key switch	W1	
Hard wired	W5	26
Request to exit switch	W10	129
Key sensor	W11	129
Titan lever	W12	16
Request to EXit switch, key sensor & bolt sensor	W13	
(W13 option for mortise locksets)		
Bolt sensor	W14	149
Latch sensor	W15	149
REX + Latch sensor	W16	278

MISC	CODE	PRICE
Please read special comments regarding line item.	#	

*** Not available in CP plate design.**
**** Consult factory before ordering.**

FOR ADDITIONAL DESIGNS, ASK FOR THE CUSTOM LOCK DIVISION CATALOG OR VISIT OUR WEBSITE @ WWW.MARKSUSA.COM
631-225-5400 • 1-800-526-0233 • Fax 631-225-6136 • ©2014 MARKS USA

BARRIER Plate Design BA

BHMA CERTIFIED	ANSI-A156.13 • Grade 1 3 Hour Fire Rating	c UL us LISTED	Series 5 • 2-3/4" Backset Series 55 • 2-1/2" Backset	
	Standard Features		**KNOBS**	**LEVERS**
	• Thru-bolted screwless knob/lever plate assemblies • Independent spring loaded captivated spindles • Reversible mortise lock 2-1/2" or 2-3/4" backset • Lever support springs • Lock front: 1-1/4" x 8" • Dimensions: Ext: 10-1/8" H x 4" W, Int: 10-3/4" H x 4" W • Cylinder: MARKS "C" keyway, 6 pin w/ 2 keys		**10, 20**	**82, 83, 86, 92, 96**
			FINISH GROUPS	
MARKS #	**FUNCTION**	**ANSI #**	**32D**	**32D**
KEYED SINGLE CYLINDER, NO DEADBOLT				
D	OFFICE VEST.		**508**	**543**
DW	VESTIBULE			
E	OFFICE	F04		
EW	STOREROOM	F07		
J	CLASSROOM	F05		
JM, JR	HOSPITAL	F06		
GL	INSTIT. PRIVACY	F26		
EL	ELECTRICALLY LOCKED		**837**	**873**
EU	ELECTRICALLY UNLOCKED			
KEYED SINGLE CYLINDER, WITH DEADBOLT				
A	ENTRANCE	F08, F10	**524**	**556**
B	ENTRANCE	F21		
F	DORMITORY	F12		
FS	DORMITORY			
FW	DORMITORY	F13		
FD	APARTMENT	F20	**547**	**581**
H	HOTEL	F15		
LH	SPECIAL PRIVACY			
KEYED DOUBLE CYLINDER, NO DEADBOLT				
G	APARTMENT	F09	**555**	**591**
GC	INTRUDER LATCHBOLT	F32		
GG	CLASSROOM SECURITY			
GR	CLASSROOM SECURITY w/HOLDBACK			
WW	INSTITUTIONAL	F30		
KEYED DOUBLE CYLINDER, WITH DEADBOLT				
AC	ENTRANCE	F35	**557**	**591**
C	STOREROOM	F14		
FC	INTRUDER DEADBOLT	F34		
FA	DORMITORY	F11		
FX	DORMITORY	F33		
KEYLESS				
N	PASSAGE	F01	**406**	**441**
L	BATHROOM	F02	**524**	**556**
LF	PRIVACY	F19		
LJ	PRIVACY	F22	**461**	**495**
EX	EXIT	F31		
DUMMY TRIM				
DI	DUMMY TRIM INSIDE		**206**	**240**
DO	DUMMY TRIM OUTSIDE			
DT	FULLY DUMMY		**413**	**446**

KNOBS & LEVERS ARE PACKED 6 PER CASE

NOTE: Split designs and/or finishes are priced at the highest design and/or finish • Special finishes, consult factory

KNOBS

Round Knob 10

Ball Knob 20

LEVERS

Plaza Lever 82
Specify handing

Dayton Lever 83
Specify handing

Crescent Lever 86

American Lever 92

Titan Lever 96

CLASSIC PLATE DESIGN CL

BHMA CERTIFIED

ANSI-A156.13 • Grade 1
3 Hour Fire Rating

c UL us LISTED

Series 5 • 2-3/4" Backset
Series 55 • 2-1/2" Backset

Standard Features

- Thru-bolted screwless knob/lever plate assemblies
- Independent spring loaded captivated spindles
- Reversible mortise lock 2-1/2" or 2-3/4" backset
- Lever support springs
- Lock front: 1-1/4" x 8"
- Dimensions: Ext: 8" H x 2-1/2" W, Int: 8" H x 2-1/2" W
- Cylinder: MARKS "C" keyway, 6 pin w/ 2 keys
- Height: 7/32"

			KNOBS	LEVERS		
			10, 20	44, 52, 55, 57, 72, 77, 78, 82, 83, 86, 92, 96	82, 83, 86, 92, 96	
			FINISH GROUPS			
MARKS #	FUNCTION	ANSI #	3, 26D, 32D	10, 10B	3E, 10, 26D, 32D	10B, 32
KEYED SINGLE CYLINDER, NO DEADBOLT						
D	OFFICE VEST.		550	585	685	720
DW	VESTIBULE					
E	OFFICE	F04				
EW	STOREROOM	F07				
J	CLASSROOM	F05				
JM, JR	HOSPITAL	F06				
GL	INSTIT. PRIVACY	F26				
EL	ELECTRICALLY LOCKED		848	883	983	1018
EU	ELECTRICALLY UNLOCKED					
KEYED SINGLE CYLINDER, WITH DEADBOLT						
A	ENTRANCE	F08, F10	564	599	698	733
B	ENTRANCE	F21				
F	DORMITORY	F12				
FS	DORMITORY					
FW	DORMITORY	F13				
FD	APARTMENT	F20	621	656	720	754
H	HOTEL	F15				
LH	SPECIAL PRIVACY					
KEYED DOUBLE CYLINDER, NO DEADBOLT						
G	APARTMENT	F09	593	628	728	763
GC	INTRUDER LATCHBOLT	F32				
GG	CLASSROOM SECURITY					
GR	CLASSROOM SECURITY w/HOLDBACK					
WW	INSTITUTIONAL	F30				
KEYED DOUBLE CYLINDER, WITH DEADBOLT						
AC	ENTRANCE	F35	593	628	728	763
C	STOREROOM	F14				
FC	INTRUDER DEADBOLT	F34				
FA	DORMITORY	F11				
FX	DORMITORY	F33				
KEYLESS						
N	PASSAGE	F01	458	493	592	627
L	BATHROOM	F02	564	599	698	733
LF	PRIVACY	F19				
LJ	PRIVACY	F22	507	542	642	677
EX	EXIT	F31	507	525	642	660
DUMMY TRIM						
DI	DUMMY TRIM INSIDE		231	249	298	316
DO	DUMMY TRIM OUTSIDE					
DT	FULLY DUMMY		463	498	597	632

KNOBS & LEVERS ARE PACKED 6 PER CASE

NOTE: Split designs and/or finishes are priced at the highest design and/or finish • Special finishes, consult factory

FOR ADDITIONAL DESIGNS, ASK FOR THE CUSTOM LOCK DIVISION CATALOG OR VISIT OUR WEBSITE @ WWW.MARKSUSA.COM

631-225-5400 • 1-800-526-0233 • Fax 631-225-6136 • ©2014 MARKS USA

CLASSIC Plate Design CL

ANSI-A156.13 • Grade 2

Series 7 • 2-3/4" Backset
Series 9 • 2-1/2" Backset

Standard Features

- Thru-bolted screwless knob/lever plate assemblies
- Independent spring loaded captivated spindles
- Reversible mortise lock 2-1/2" or 2-3/4" backset
- Lever support springs
- Lock front Series 7: 1-1/4" x 8", Series 9: 1-1/16" x 7-5/8"
- Dimensions: Ext: 8" H x 2-1/2" W, Int: 8" H x 2-1/2" W
- Cylinder: MARKS "C" keyway, 6 pin w/ 2 keys

			KNOBS	LEVERS		
			10, 20	44, 52, 55, 57, 72, 77, 78, 82, 83, 86, 92, 96	82, 83, 86, 92, 96	
			FINISH GROUPS			
MARKS #	**FUNCTION**	**ANSI #**	**3, 26D, 32D**	**10, 10B**	**3E, 10, 26D, 32D**	**10B, 32**
KEYED SINGLE CYLINDER, NO DEADBOLT						
D	OFFICE VEST.		**519**	**554**	**653**	**688**
DW	VESTIBULE					
KEYED SINGLE CYLINDER, WITH DEADBOLT						
A	ENTRANCE	F08, F10	**532**	**567**	**667**	**702**
B	ENTRANCE	F21				
F	DORMITORY	F12				
FS	DORMITORY					
FW	DORMITORY	F13				
KEYED DOUBLE CYLINDER, WITH DEADBOLT						
AC	ENTRANCE	F35	**562**	**597**	**696**	**731**
C	STOREROOM	F14				
FX	DORMITORY	F33				
KEYLESS						
N	PASSAGE	F01	**426**	**461**	**561**	**596**
L	BATHROOM	F02	**532**	**567**	**667**	**702**
LF	PRIVACY	F19				
DUMMY TRIM						
DI	DUMMY TRIM INSIDE		**231**	**249**	**298**	**316**
DO	DUMMY TRIM OUTSIDE					
DT	FULLY DUMMY		**463**	**498**	**597**	**632**

KNOBS & LEVERS ARE PACKED 6 PER CASE

NOTE: Split designs and/or finishes are priced at the highest design and/or finish • Special finishes, consult factory

KNOBS

Round Knob 10

Ball Knob 20

LEVERS

Stanhope Lever 44

Madison Lever 52
Specify handing

Brompton Lever 55

Monaco Lever 57
Specify handing

Towne Lever 72

Maxwell Lever 77

Omni Lever 78

Plaza Lever 82
Specify handing

Dayton Lever 83
Specify handing

Crescent Lever 86

American Lever 92

Titan Lever 96

CAPITOL PLATE DESIGN CP

BHMA CERTIFIED	ANSI-A156.13 • Grade 1 3 Hour Fire Rating	c UL us LISTED	Series 5 • 2-3/4" Backset Series 55 • 2-1/2" Backset			
	Standard Features		**KNOBS**		**LEVERS**	
	• Thru-bolted screwless knob/lever plate assemblies • Independent spring loaded captivated spindles • Reversible mortise lock 2-1/2" or 2-3/4" backset • Lever support springs • Lock front: 1-1/4" x 8" • Dimensions: Ext: 8-1/2" H x 2-3/4" W, Int: 8-1/2" H x 2-3/4" W • Cylinder: MARKS "C" keyway, 6 pin w/ 2 keys • Concealed 5 pin cylinder (option A12) • Thickness: 1/8"		**10, 20**		**44, 52, 55, 57, 72, 77, 78, 82, 83, 86, 92, 96**	**82, 83, 86, 92, 96**
			FINISH GROUPS			
MARKS #	**FUNCTION**	**ANSI #**	**3, 32D**	**10, 10B**	**3, 32D**	**10, 10B**
KEYED SINGLE CYLINDER, NO DEADBOLT						
D	OFFICE VEST.		**573**	**608**	**699**	**734**
DW	VESTIBULE					
E	OFFICE	F04				
EW	STOREROOM	F07				
J	CLASSROOM	F05				
JM, JR	HOSPITAL	F06				
GL	INSTIT. PRIVACY	F26				
EL	ELECTRICALLY LOCKED		**886**	**921**	**1012**	**1047**
EU	ELECTRICALLY UNLOCKED					
KEYED SINGLE CYLINDER, WITH DEADBOLT						
A	ENTRANCE	F08, F10	**588**	**623**	**713**	**748**
B	ENTRANCE	F21				
F	DORMITORY	F12				
FS	DORMITORY					
FW	DORMITORY	F13				
FD	APARTMENT	F20	**611**	**646**	**735**	**770**
H	HOTEL	F15				
LH	SPECIAL PRIVACY					
KEYED DOUBLE CYLINDER, NO DEADBOLT						
G	APARTMENT	F09	**618**	**653**	**744**	**779**
GC	INTRUDER LATCHBOLT	F32				
GG	CLASSROOM SECURITY					
GR	CLASSROOM SECURITY w/HOLDBACK					
WW	INSTITUTIONAL	F30				
KEYED DOUBLE CYLINDER, WITH DEADBOLT						
AC	ENTRANCE	F35	**618**	**653**	**744**	**779**
C	STOREROOM	F14				
FC	INTRUDER DEADBOLT	F34				
FA	DORMITORY	F11				
FX	DORMITORY	F33				
KEYLESS						
N	PASSAGE	F01	**477**	**512**	**602**	**637**
L	BATHROOM	F02	**588**	**623**	**713**	**748**
LF	PRIVACY	F19				
LJ	PRIVACY	F22	**528**	**563**	**635**	**670**
EX	EXIT	F31	**528**	**546**	**635**	**653**
DUMMY TRIM						
DI	DUMMY TRIM INSIDE		**240**	**258**	**303**	**321**
DO	DUMMY TRIM OUTSIDE					
DT	FULLY DUMMY		**482**	**517**	**608**	**643**

KNOBS & LEVERS ARE PACKED 6 PER CASE

NOTE: Split designs and/or finishes are priced at the highest design and/or finish • Special finishes, consult factory

FOR ADDITIONAL DESIGNS, ASK FOR THE CUSTOM LOCK DIVISION CATALOG OR VISIT OUR WEBSITE @ WWW.MARKSUSA.COM

631-225-5400 • 1-800-526-0233 • Fax 631-225-6136 • ©2014 MARKS USA

CAPITOL Plate Design CP

ANSI-A156.13 • Grade 2

Series 7 • 2-3/4" Backset
Series 9 • 2-1/2" Backset

Standard Features

- Thru-bolted screwless knob/lever plate assemblies
- Independent spring loaded captivated spindles
- Reversible mortise lock 2-1/2" or 2-3/4" backset • Lever support springs
- Lock front Series 7: 1-1/4" x 8", Series 9: 1-1/16" x 7-5/8"
- Dimensions: Ext: 8-1/2" H x 2-3/4" W, Int: 8-1/2" H x 2-3/4" W
- Cylinder: MARKS "C" keyway, 6 pin w/ 2 keys
- Concealed 5 pin cylinder (option A12)

MARKS #	FUNCTION	ANSI #	KNOBS 10, 20 — FINISH GROUPS 3, 32D	KNOBS 10, 20 — FINISH GROUPS 10,10B	LEVERS 44, 52, 55, 57, 72, 77, 78, 82, 83, 86, 92, 96 — FINISH GROUPS 3, 32D	LEVERS 82, 83, 86, 92, 96 — FINISH GROUPS 10, 10B
KEYED SINGLE CYLINDER, NO DEADBOLT						
D	OFFICE VEST.		541	576	666	701
DW	VESTIBULE					
KEYED SINGLE CYLINDER, WITH DEADBOLT						
A	ENTRANCE	F08, F10	554	589	680	715
B	ENTRANCE	F21				
F	DORMITORY	F12				
FS	DORMITORY					
FW	DORMITORY	F13				
KEYED DOUBLE CYLINDER, WITH DEADBOLT						
AC	ENTRANCE	F35	586	621	711	746
C	STOREROOM	F14				
FX	DORMITORY	F33				
KEYLESS						
N	PASSAGE	F01	443	478	569	604
L	BATHROOM	F02	554	589	680	715
LF	PRIVACY	F19				
DUMMY TRIM						
DI	DUMMY TRIM INSIDE		237	255	303	321
DO	DUMMY TRIM OUTSIDE					
DT	FULLY DUMMY		482	517	608	643

KNOBS & LEVERS ARE PACKED 6 PER CASE

NOTE: Split designs and/or finishes are priced at the highest design and/or finish • Special finishes, consult factory

KNOBS

Round Knob 10

Ball Knob 20

LEVERS

Stanhope Lever 44

Madison Lever 52
Specify handing

Brompton Lever 55

Monaco Lever 57
Specify handing

Towne Lever 72

Maxwell Lever 77

Omni Lever 78

Plaza Lever 82
Specify handing

Dayton Lever 83
Specify handing

Crescent Lever 86

American Lever 92

Titan Lever 96

FOR ADDITIONAL DESIGNS, ASK FOR THE CUSTOM LOCK DIVISION CATALOG OR VISIT OUR WEBSITE @ WWW.MARKSUSA.COM

CROWN Plate Design CR

BHMA CERTIFIED	ANSI-A156.13 • Grade 1 3 Hour Fire Rating	c UL us LISTED	Series 5 • 2-3/4" Backset Series 55 • 2-1/2" Backset						
	Standard Features		**KNOBS**				**LEVERS**		
	• Thru-bolted screwless knob/lever plate assemblies • Independent spring loaded captivated spindles • Reversible mortise lock 2-1/2" or 2-3/4" backset • Lever support springs • Lock front: 1-1/4" x 8" • Dimensions: Ext: 8-1/2" H x 2" W, Int: 8-1/2" H x 2" W • Cylinder: MARKS "C" keyway, 6 pin w/ 2 keys • Concealed 5 pin cylinder (option A12) • Height: 13/32" • Square Edges		**10, 20**		**30, 60**		**44, 52, 55, 57, 72, 77, 78, 82, 83, 86, 92, 96**		**82, 83, 86, 92, 96**
			FINISH GROUPS						
MARKS #	**FUNCTION**	**ANSI #**	**3, 26D, 32D**	**10, 10B, 32**	**3E, 15, 26D**	**10, 10B, 14**	**3E, 15, 26D**	**10, 10B, 14, 26**	**32, 32D**
KEYED SINGLE CYLINDER, NO DEADBOLT									
D	OFFICE VEST.		**592**	**627**	**630**	**665**	**685**	**720**	**712**
DW	VESTIBULE								
E	OFFICE	F04							
EW	STOREROOM	F07							
J	CLASSROOM	F05							
JM, JR	HOSPITAL	F06							
GL	INSTIT. PRIVACY	F26							
EL	ELECTRICALLY LOCKED		**890**	**925**	**928**	**963**	**983**	**1018**	**1010**
EU	ELECTRICALLY UNLOCKED								
KEYED SINGLE CYLINDER, WITH DEADBOLT									
A	ENTRANCE	F08, F10	**606**	**641**	**644**	**679**	**698**	**733**	**726**
B	ENTRANCE	F21							
F	DORMITORY	F12							
FS	DORMITORY								
FW	DORMITORY	F13							
FD	APARTMENT	F20	**627**	**662**	**665**	**700**	**719**	**754**	**747**
H	HOTEL	F15							
LH	SPECIAL PRIVACY								
KEYED DOUBLE CYLINDER, NO DEADBOLT									
G	APARTMENT	F09	**635**	**670**	**673**	**708**	**728**	**763**	**755**
GC	INTRUDER LATCHBOLT	F32							
GG	CLASSROOM SECURITY								
GR	CLASSROOM SECURITY w/HOLDBACK								
WW	INSTITUTIONAL	F30							
KEYED DOUBLE CYLINDER, WITH DEADBOLT									
AC	ENTRANCE	F35	**635**	**670**	**673**	**708**	**728**	**763**	**755**
C	STOREROOM	F14							
FC	INTRUDER DEADBOLT	F34							
FA	DORMITORY	F11							
FX	DORMITORY	F33							
KEYLESS									
N	PASSAGE	F01	**500**	**535**	**538**	**573**	**592**	**627**	**620**
L	BATHROOM	F02	**606**	**641**	**644**	**679**	**698**	**733**	**726**
LF	PRIVACY	F19							
LJ	PRIVACY	F22	**549**	**567**	**587**	**605**	**642**	**660**	**669**
EX	EXIT	F31							
DUMMY TRIM									
DI	DUMMY TRIM INSIDE		**253**	**271**	**272**	**290**	**298**	**316**	**312**
DO	DUMMY TRIM OUTSIDE								
DT	FULLY DUMMY		**505**	**540**	**543**	**578**	**597**	**632**	**625**

KNOBS & LEVERS ARE PACKED 6 PER CASE

NOTE: Split designs and/or finishes are priced at the highest design and/or finish • Special finishes, consult factory

FOR ADDITIONAL DESIGNS, ASK FOR THE CUSTOM LOCK DIVISION CATALOG OR VISIT OUR WEBSITE @ WWW.MARKSUSA.COM

631-225-5400 • 1-800-526-0233 • Fax 631-225-6136 • ©2014 MARKS USA

CROWN Plate Design CR

ANSI-A156.13 • Grade 2	Series 7 • 2-3/4" Backset Series 9 • 2-1/2" Backset					
Standard Features	**KNOBS**		**LEVERS**			
• Thru-bolted screwless knob/lever plate • Independent spring loaded captivated spindles • Reversible mortise lock 2-1/2" or 2-3/4" backset • Lever support springs • Lock front Series 7: 1-1/4" x 8", Series 9: 1-1/16" x 7-5/8" • Dimensions: Ext: 8-1/2" H x 2" W, Int: 8-1/2" H x 2" W • Cylinder: MARKS "C" keyway, 6 pin w/ 2 keys • Concealed 5 pin cylinder (option A12)	**10, 20**	**30, 60**	**44, 52, 55, 57, 72, 77, 78, 82, 83, 86, 92, 96**	**82, 83, 86, 92, 96**		
	FINISH GROUPS					

MARKS #	FUNCTION	ANSI #	3, 26D, 32D	10, 10B, 32	3E, 15, 26D	10, 10B, 14	3E, 15, 26D	10, 10B, 14, 26	32, 32D
KEYED SINGLE CYLINDER, NO DEADBOLT									
D	OFFICE VEST.		**561**	**596**	**599**	**634**	**653**	**688**	**680**
DW	VESTIBULE								
KEYED SINGLE CYLINDER, WITH DEADBOLT									
A	ENTRANCE	F08, F10	**574**	**609**	**612**	**647**	**667**	**702**	**693**
B	ENTRANCE	F21							
F	DORMITORY	F12							
FS	DORMITORY								
KEYED DOUBLE CYLINDER, WITH DEADBOLT									
AC	ENTRANCE	F35	**604**	**639**	**642**	**677**	**696**	**731**	**722**
C	STOREROOM	F14							
FX	DORMITORY	F33							
KEYLESS									
N	PASSAGE	F01	**468**	**503**	**506**	**541**	**561**	**596**	**587**
L	BATHROOM	F02	**574**	**609**	**612**	**647**	**667**	**702**	**693**
LF	PRIVACY	F19							
DUMMY TRIM									
DI	DUMMY TRIM INSIDE		**252**	**270**	**272**	**290**	**300**	**317**	**312**
DO	DUMMY TRIM OUTSIDE								
DT	FULLY DUMMY		**505**	**540**	**543**	**578**	**597**	**632**	**624**

KNOBS & LEVERS ARE PACKED 6 PER CASE

NOTE: Split designs and/or finishes are priced at the highest design and/or finish • Special finishes, consult factory

KNOBS

Round Knob 10

Ball Knob 20

Ball Knob 30

Eclipse Knob 60

LEVERS

Stanhope Lever 44

Madison Lever 52
Specify handing

Brompton Lever 55

Monaco Lever 57
Specify handing

Towne Lever 72

Maxwell Lever 77

Omni Lever 78

Plaza Lever 82
Specify handing

Dayton Lever 83
Specify handing

Crescent Lever 86

American Lever 92

Titan Lever 96

DRAKE Plate Design DR

BHMA CERTIFIED	ANSI-A156.13 • Grade 1 3 Hour Fire Rating	c UL us LISTED	Series 5 • 2-3/4" Backset Series 55 • 2-1/2" Backset						
	Standard Features • Thru-bolted screwless knob/lever plate • Independent spring loaded captivated spindles • Reversible mortise lock 2-1/2" or 2-3/4" backset • Lever support springs • Lock front: 1-1/4" x 8" • Dimensions: Ext: 11" H x 2-1/2" W, Int: 11" H x 2-1/2" W • Cylinder: MARKS "C" keyway, 6 pin w/ 2 keys • Concealed 5 pin cylinder (option A12) • Height: 13/32" • Square Edges		**KNOBS**				**LEVERS**		
			10, 20		**30, 60**		**44, 52, 55, 57, 72, 77, 78, 82, 83, 86, 92, 96**		**82, 83, 86, 92, 96**
			FINISH GROUPS						
MARKS #	**FUNCTION**	**ANSI #**	**3, 26D, 32D**	**10, 10B, 32**	**3E, 15, 26D**	**10, 10B, 14**	**3E, 15, 26D**	**10E, 10B, 14, 26**	**32, 32D**
KEYED SINGLE CYLINDER, NO DEADBOLT									
D	OFFICE VEST.		**654**	**689**	**692**	**727**	**748**	**783**	**774**
DW	VESTIBULE								
E	OFFICE	F04							
EW	STOREROOM	F07							
J	CLASSROOM	F05							
JM, JR	HOSPITAL	F06							
GL	INSTIT. PRIVACY	F26							
EL	ELECTRICALLY LOCKED		**952**	**987**	**981**	**1016**	**1046**	**1081**	**1072**
EU	ELECTRICALLY UNLOCKED								
KEYED SINGLE CYLINDER, WITH DEADBOLT									
A	ENTRANCE	F08, F10	**668**	**703**	**706**	**741**	**761**	**796**	**788**
B	ENTRANCE	F21							
F	DORMITORY	F12							
FS	DORMITORY								
FW	DORMITORY	F13							
FD	APARTMENT	F20	**689**	**724**	**727**	**762**	**782**	**817**	**809**
H	HOTEL	F15							
LH	SPECIAL PRIVACY								
KEYED DOUBLE CYLINDER, NO DEADBOLT									
G	APARTMENT	F09	**697**	**732**	**735**	**770**	**791**	**826**	**817**
GC	INTRUDER LATCHBOLT	F32							
GG	CLASSROOM SECURITY								
GR	CLASSROOM SECURITY w/HOLDBACK								
WW	INSTITUTIONAL	F30							
KEYED DOUBLE CYLINDER, WITH DEADBOLT									
AC	ENTRANCE	F35	**697**	**732**	**735**	**770**	**791**	**826**	**817**
C	STOREROOM	F14							
FC	INTRUDER DEADBOLT	F34							
FA	DORMITORY	F11							
FX	DORMITORY	F33							
KEYLESS									
N	PASSAGE	F01	**562**	**597**	**600**	**635**	**655**	**690**	**681**
L	BATHROOM	F02	**668**	**703**	**706**	**741**	**761**	**796**	**788**
LF	PRIVACY	F19							
LJ	PRIVACY	F22	**611**	**646**	**649**	**684**	**705**	**740**	**731**
EX	EXIT	F31							
DUMMY TRIM									
DI	DUMMY TRIM INSIDE		**284**	**319**	**293**	**328**	**331**	**366**	**343**
DO	DUMMY TRIM OUTSIDE								
DT	FULLY DUMMY		**567**	**602**	**605**	**640**	**660**	**695**	**687**

KNOBS & LEVERS ARE PACKED 6 PER CASE

NOTE: Split designs and/or finishes are priced at the highest design and/or finish • Special finishes, consult factory

FOR ADDITIONAL DESIGNS, ASK FOR THE CUSTOM LOCK DIVISION CATALOG OR VISIT OUR WEBSITE @ WWW.MARKSUSA.COM

631-225-5400 • 1-800-526-0233 • Fax 631-225-6136 • ©2014 MARKS USA

DRAKE Plate Design DR

ANSI-A156.13 • Grade 2

Series 7 • 2-3/4" Backset
Series 9 • 2-1/2" Backset

Standard Features

- Thru-bolted screwless knob/lever plate
- Independent spring loaded captivated spindles
- Reversible mortise lock 2-1/2" or 2-3/4" backset
- Lever support springs
- Lock front Series 7: 1-1/4" x 8", Series 9: 1-1/16" x 7-5/8"
- Dimensions: Ext: 11" H x 2-1/2" W, Int: 11" H x 2-1/2" W
- Cylinder: MARKS "C" keyway, 6 pin w/ 2 keys
- Concealed 5 pin cylinder (option A12)

MARKS #	FUNCTION	ANSI #	KNOBS 10, 20 — FINISH GROUPS 3, 26D, 32D	KNOBS 10, 20 — 10, 10B, 32	KNOBS 30, 60 — 3E, 15, 26D	KNOBS 30, 60 — 10, 10B, 14	LEVERS 44, 52, 55, 57, 72, 77, 78, 82, 83, 86, 92, 96 — 3E, 15, 26D	LEVERS 44, 52, 55, 57, 72, 77, 78, 82, 83, 86, 92, 96 — 10E, 10B, 14, 26	LEVERS 82, 83, 86, 92, 96 — 32, 32D
KEYED SINGLE CYLINDER, NO DEADBOLT									
D	OFFICE VEST.		623	658	660	695	716	751	742
DW	VESTIBULE								
KEYED SINGLE CYLINDER, WITH DEADBOLT									
A	ENTRANCE	F08, F10	636	671	674	709	730	765	756
B	ENTRANCE	F21							
F	DORMITORY	F12							
FS	DORMITORY								
KEYED DOUBLE CYLINDER, WITH DEADBOLT									
AC	ENTRANCE	F35	666	701	704	739	760	795	785
C	STOREROOM	F14							
FX	DORMITORY	F33							
KEYLESS									
N	PASSAGE	F01	530	565	568	603	624	659	650
L	BATHROOM	F02	636	671	674	709	730	765	756
LF	PRIVACY	F19							
DUMMY TRIM									
DI	DUMMY TRIM INSIDE		284	319	293	328	331	366	343
DO	DUMMY TRIM OUTSIDE								
DT	FULLY DUMMY		567	602	605	640	660	695	687

KNOBS & LEVERS ARE PACKED 6 PER CASE

NOTE: Split designs and/or finishes are priced at the highest design and/or finish • Special finishes, consult factory

KNOBS

Round Knob 10

Ball Knob 20

Ball Knob 30

Eclipse Knob 60

LEVERS

Stanhope Lever 44

Madison Lever 52
Specify handing

Brompton Lever 55

Monaco Lever 57
Specify handing

Towne Lever 72

Maxwell Lever 77

Omni Lever 78

Plaza Lever 82
Specify handing

Dayton Lever 83
Specify handing

Crescent Lever 86

American Lever 92

Titan Lever 96

DAVOS PLATE DESIGN DV

BHMA CERTIFIED	ANSI-A156.13 • Grade 1 3 Hour Fire Rating	c UL us LISTED	Series 5 • 2-3/4" Backset Series 55 • 2-1/2" Backset						
	Standard Features		**KNOBS**				**LEVERS**		
	• Thru-bolted screwless knob/lever plate • Independent spring loaded captivated spindles • Reversible mortise lock 2-1/2" or 2-3/4" backset • Lever support springs • Lock front: 1-1/4" x 8" • Dimensions: Ext: 11" H x 2-1/2" W, Int: 11" H x 2-1/2" W • Cylinder: MARKS "C" keyway, 6 pin w/ 2 keys • Concealed 5 pin cylinder (option A12) • Height: 13/32" • Bevel Edges		10, 20		30, 60		44, 52, 55, 57, 72, 77, 78, 82, 83, 86, 92, 96		82, 83, 86, 92, 96
			FINISH GROUPS						
MARKS #	**FUNCTION**	**ANSI #**	**3, 26D, 32D**	**10, 10B, 32**	**3E, 15, 26D**	**10, 10B, 14**	**3E, 15, 26D**	**10E, 10B, 14, 26**	**32, 32D**
KEYED SINGLE CYLINDER, NO DEADBOLT									
D	OFFICE VEST.		717	752	755	790	811	846	846
DW	VESTIBULE								
E	OFFICE	F04							
EW	STOREROOM	F07							
J	CLASSROOM	F05							
JM, JR	HOSPITAL	F06							
GL	INSTIT. PRIVACY	F26							
EL	ELECTRICALLY LOCKED		1015	1050	1053	1088	1109	1144	1135
EU	ELECTRICALLY UNLOCKED								
KEYED SINGLE CYLINDER, WITH DEADBOLT									
A	ENTRANCE	F08, F10	731	766	769	804	824	859	851
B	ENTRANCE	F21							
F	DORMITORY	F12							
FS	DORMITORY								
FW	DORMITORY	F13							
FD	APARTMENT	F20	752	787	790	725	845	880	872
H	HOTEL	F15							
LH	SPECIAL PRIVACY								
KEYED DOUBLE CYLINDER, NO DEADBOLT									
G	APARTMENT	F09	760	795	798	833	854	889	880
GC	INTRUDER LATCHBOLT	F32							
GG	CLASSROOM SECURITY								
GR	CLASSROOM SECURITY w/HOLDBACK								
WW	INSTITUTIONAL	F30							
KEYED DOUBLE CYLINDER, WITH DEADBOLT									
AC	ENTRANCE	F35	760	795	798	833	854	889	880
C	STOREROOM	F14							
FC	INTRUDER DEADBOLT	F34							
FA	DORMITORY	F11							
FX	DORMITORY	F33							
KEYLESS									
N	PASSAGE	F01	625	660	663	698	718	753	744
L	BATHROOM	F02	731	766	769	804	824	859	851
LF	PRIVACY	F19							
LJ	PRIVACY	F22	674	709	712	747	768	803	794
EX	EXIT	F31							
DUMMY TRIM									
DI	DUMMY TRIM INSIDE		315	350	334	369	361	396	375
DO	DUMMY TRIM OUTSIDE								
DT	FULLY DUMMY		630	665	668	703	723	758	750

KNOBS & LEVERS ARE PACKED 6 PER CASE

NOTE: Split designs and/or finishes are priced at the highest design and/or finish • Special finishes, consult factory

FOR ADDITIONAL DESIGNS, ASK FOR THE CUSTOM LOCK DIVISION CATALOG OR VISIT OUR WEBSITE @ WWW.MARKSUSA.COM

631-225-5400 • 1-800-526-0233 • Fax 631-225-6136 • ©2014 MARKS USA

DAVOS Plate Design DV

ANSI-A156.13 • Grade 2	Series 7 • 2-3/4" Backset Series 9 • 2-1/2" Backset						
Standard Features	**KNOBS**			**LEVERS**			
• Thru-bolted screwless knob/lever plate • Independent spring loaded captivated spindles • Reversible mortise lock 2-1/2" or 2-3/4" backset • Lever support springs • Lock front Series 7: 1-1/4" x 8", Series 9: 1-1/16" x 7-5/8" • Dimensions: Ext: 11" H x 2-1/2" W, Int: 11" H x 2-1/2" W • Cylinder: MARKS "C" keyway, 6 pin w/ 2 keys • Concealed 5 pin cylinder (option A12)	**10, 20**		**30, 60**		**44, 52, 55, 57, 72, 77, 78, 82, 83, 86, 92, 96**		**82, 83, 86, 92, 96**
	FINISH GROUPS						

MARKS #	FUNCTION	ANSI #	3, 26D, 32D	10, 10B, 32	3E, 15, 26D	10, 10B, 14	3E, 15, 26D	10E, 10B, 14, 26	32, 32D
KEYED SINGLE CYLINDER, NO DEADBOLT									
D	OFFICE VEST.		**686**	**721**	**723**	**758**	**779**	**814**	**814**
DW	VESTIBULE								
KEYED SINGLE CYLINDER, WITH DEADBOLT									
A	ENTRANCE	F08, F10	**699**	**734**	**737**	**772**	**793**	**828**	**819**
B	ENTRANCE	F21							
F	DORMITORY	F12							
FS	DORMITORY								
KEYED DOUBLE CYLINDER, WITH DEADBOLT									
AC	ENTRANCE	F35	**729**	**764**	**767**	**802**	**822**	**857**	**848**
C	STOREROOM	F14							
FX	DORMITORY	F33							
KEYLESS									
N	PASSAGE	F01	**593**	**628**	**631**	**666**	**687**	**722**	**713**
L	BATHROOM	F02	**699**	**734**	**737**	**772**	**793**	**828**	**819**
LF	PRIVACY	F19							
DUMMY TRIM									
DI	DUMMY TRIM INSIDE		**315**	**350**	**334**	**369**	**361**	**396**	**375**
DO	DUMMY TRIM OUTSIDE								
DT	FULLY DUMMY		**630**	**665**	**668**	**703**	**723**	**758**	**750**

KNOBS & LEVERS ARE PACKED 6 PER CASE

NOTE: Split designs and/or finishes are priced at the highest design and/or finish • Special finishes, consult factory

KNOBS

Round Knob 10

Ball Knob 20

Ball Knob 30

Eclipse Knob 60

LEVERS

Stanhope Lever 44

Madison Lever 52
Specify handing

Brompton Lever 55

Monaco Lever 57
Specify handing

Towne Lever 72

Maxwell Lever 77

Omni Lever 78

Plaza Lever 82
Specify handing

Dayton Lever 83
Specify handing

Crescent Lever 86

American Lever 92

Titan Lever 96

MADISON Plate Design MA

BHMA CERTIFIED	ANSI-A156.13 • Grade 1 3 Hour Fire Rating	c UL us LISTED	Series 5 • 2-3/4" Backset Series 55 • 2-1/2" Backset	
	Standard Features		**KNOBS**	**LEVERS**
	• Thru-bolted screwless knob/lever plate assemblies • Independent spring loaded captivated spindles • Reversible mortise lock 2-1/2" or 2-3/4" backset • Lever support springs • Lock front: 1-1/4" x 8" • Dimensions: Ext: 10-1/2" H x 2-5/32" W, Int: 10-1/2" H x 2-5/32" W • Cylinder: MARKS "C" keyway, 6 pin w/ 2 keys • Height: 13/32"		**30, 60**	**44, 52, 55, 57, 72, 77, 78, 82, 83, 86, 92, 96**
			FINISH GROUPS	
MARKS #	**FUNCTION**	**ANSI #**	**3E & 15**	**3E & 15**
KEYED SINGLE CYLINDER, NO DEADBOLT				
D	OFFICE VEST.		**758**	**792**
DW	VESTIBULE			
E	OFFICE	F04		
EW	STOREROOM	F07		
J	CLASSROOM	F05		
JM, JR	HOSPITAL	F06		
GL	INSTIT. PRIVACY	F26		
EL	ELECTRICALLY LOCKED		**1072**	**1105**
EU	ELECTRICALLY UNLOCKED			
KEYED SINGLE CYLINDER, WITH DEADBOLT				
A	ENTRANCE	F08, F10	**773**	**806**
B	ENTRANCE	F21		
F	DORMITORY	F12		
FS	DORMITORY			
FW	DORMITORY	F13		
FD	APARTMENT	F20	**795**	**828**
H	HOTEL	F15		
LH	SPECIAL PRIVACY			
KEYED DOUBLE CYLINDER, NO DEADBOLT				
G	APARTMENT	F09	**803**	**837**
GC	INTRUDER LATCHBOLT	F32		
GG	CLASSROOM SECURITY			
GR	CLASSROOM SECURITY w/HOLDBACK			
WW	INSTITUTIONAL	F30		
KEYED DOUBLE CYLINDER, WITH DEADBOLT				
AC	ENTRANCE	F35	**803**	**837**
C	STOREROOM	F14		
FC	INTRUDER DEADBOLT	F34		
FA	DORMITORY	F11		
FX	DORMITORY	F33		
KEYLESS				
N	PASSAGE	F01	**662**	**694**
L	BATHROOM	F02	**773**	**806**
LF	PRIVACY	F19		
LJ	PRIVACY	F22	**713**	**747**
EX	EXIT	F31		
DUMMY TRIM				
DI	DUMMY TRIM INSIDE		**333**	**364**
DO	DUMMY TRIM OUTSIDE			
DT	FULLY DUMMY		**667**	**700**

KNOBS & LEVERS ARE PACKED 6 PER CASE

NOTE: Split designs and/or finishes are priced at the highest design and/or finish • Special finishes, consult factory

FOR ADDITIONAL DESIGNS, ASK FOR THE CUSTOM LOCK DIVISION CATALOG OR VISIT OUR WEBSITE @ WWW.MARKSUSA.COM

631-225-5400 • 1-800-526-0233 • Fax 631-225-6136 • ©2014 MARKS USA

MADISON Plate Design MA

ANSI-A156.13 • Grade 2			Series 7 • 2-3/4" Backset Series 9 • 2-1/2" Backset	
Standard Features			**KNOBS**	**LEVERS**
• Thru-bolted screwless knob/lever plate assemblies • Independent spring loaded captivated spindles • Reversible mortise lock 2-1/2" or 2-3/4" backset • Lever support springs • Lock front Series 7: 1-1/4" x 8", Series 9: 1-1/16" x 7-5/8" • Dimensions: Ext: 10-1/2" H x 2-5/32" W, Int: 10-1/2" H x 2-5/32" W • Cylinder: MARKS "C" keyway, 6 pin w/ 2 keys • Height: 13/32"			**30, 60**	**44, 52, 55, 57, 72, 77, 78, 82, 83, 86, 92, 96**
			FINISH GROUPS	
MARKS #	**FUNCTION**	**ANSI #**	**3E & 15**	**3E & 15**
KEYED SINGLE CYLINDER, NO DEADBOLT				
D	OFFICE VEST.		**726**	**758**
DW	VESTIBULE			
KEYED SINGLE CYLINDER, WITH DEADBOLT				
A	ENTRANCE	F08, F10	**740**	**773**
B	ENTRANCE	F21		
F	DORMITORY	F12		
FS	DORMITORY			
FW	DORMITORY	F13		
KEYED DOUBLE CYLINDER, WITH DEADBOLT				
AC	ENTRANCE	F35	**771**	**803**
C	STOREROOM	F14		
FX	DORMITORY	F33		
KEYLESS				
N	PASSAGE	F01	**629**	**667**
L	BATHROOM	F02	**740**	**773**
LF	PRIVACY	F19		
DUMMY TRIM				
DI	DUMMY TRIM INSIDE		**333**	**366**
DO	DUMMY TRIM OUTSIDE			
DT	FULLY DUMMY		**667**	**700**

KNOBS & LEVERS ARE PACKED 6 PER CASE

NOTE: Split designs and/or finishes are priced at the highest design and/or finish • Special finishes, consult factory

KNOBS

Ball Knob 30

Eclipse Knob 60

LEVERS

Stanhope Lever 44

Madison Lever 52
Specify handing

Brompton Lever 55

Monaco Lever 57
Specify handing

Towne Lever 72

Maxwell Lever 77

Omni Lever 78

Plaza Lever 82
Specify handing

Dayton Lever 83
Specify handing

Crescent Lever 86

American Lever 92

Titan Lever 96

NEW YORKER PLATE DESIGN NY

BHMA CERTIFIED | ANSI-A156.13 • Grade 1 | 3 Hour Fire Rating | c UL us LISTED | Series 5 • 2-3/4" Backset | Series 55 • 2-1/2" Backset

Standard Features

- Thru-bolted screwless knob/lever plate assemblies
- Independent spring loaded captivated spindles
- Reversible mortise lock 2-1/2" or 2-3/4" backset
- Lever support springs
- Lock front: 1-1/4" x 8"
- Dimensions: Ext: 10" H x 2-3/4" W, **Int: 7" H x 2-1/4" W*
- Cylinder: MARKS "C" keyway, 6 pin w/ 2 keys
- Thickness: 1/4"

MARKS #	FUNCTION	ANSI #	KNOBS 10, 20 FINISH GROUPS 3	KNOBS 10, 20 26D	KNOBS 30, 60 3	KNOBS 30, 60 26D	LEVERS 44, 52, 55, 57, 72, 77, 78, 82, 83, 86, 92, 96 3	LEVERS 44, 52, 55, 57, 72, 77, 78, 82, 83, 86, 92, 96 26D
KEYED SINGLE CYLINDER, NO DEADBOLT								
D	OFFICE VEST.		376	412	428	463	468	504
DW	VESTIBULE							
E	OFFICE	F04						
EW	STOREROOM	F07						
J	CLASSROOM	F05						
JM, JR	HOSPITAL	F06						
GL	INSTIT. PRIVACY	F26						
EL	ELECTRICALLY LOCKED		705	740	757	792	797	833
EU	ELECTRICALLY UNLOCKED							
KEYED SINGLE CYLINDER, WITH DEADBOLT								
A	ENTRANCE	F08, F10	392	425	443	479	484	494
B	ENTRANCE	F21						
F	DORMITORY	F12						
FS	DORMITORY							
FW	DORMITORY	F13						
FD	APARTMENT	F20	415	448	466	502	507	542
H	HOTEL	F15						
LH	SPECIAL PRIVACY							
KEYED DOUBLE CYLINDER, NO DEADBOLT								
G	APARTMENT	F09	423	459	477	510	516	551
GC	INTRUDER LATCHBOLT	F32						
GG	CLASSROOM SECURITY							
GR	CLASSROOM SECURITY w/HOLDBACK							
WW	INSTITUTIONAL	F30						
KEYED DOUBLE CYLINDER, WITH DEADBOLT								
AC	ENTRANCE	F35	423	459	477	510	516	551
C	STOREROOM	F14						
FC	INTRUDER DEADBOLT	F34						
FA	DORMITORY	F11						
FX	DORMITORY	F33						
KEYLESS								
N	PASSAGE	F01	274	309	327	361	368	401
L	BATHROOM	F02	392	425	443	479	484	519
LF	PRIVACY	F19						
LJ	PRIVACY	F22	329	364	380	416	421	457
EX	EXIT	F31						
DUMMY TRIM								
DI	DUMMY TRIM INSIDE		140	175	177	202	186	222
DO	DUMMY TRIM OUTSIDE							
DT	FULLY DUMMY		280	315	332	368	373	408

KNOBS & LEVERS ARE PACKED 6 PER CASE

NOTE: Split designs and/or finishes are priced at the highest design and/or finish • Special finishes, consult factory

*** Large interior plate available (10" H x 2-3/4" W)**

FOR ADDITIONAL DESIGNS, ASK FOR THE CUSTOM LOCK DIVISION CATALOG OR VISIT OUR WEBSITE @ WWW.MARKSUSA.COM

631-225-5400 • 1-800-526-0233 • Fax 631-225-6136 • ©2014 MARKS USA

NEW YORKER Plate Design NY

ANSI-A156.13 • Grade 2			Series 7 • 2-3/4" Backset Series 9 • 2-1/2" Backset					
Standard Features			**KNOBS**				**LEVERS**	
• Thru-bolted screwless knob/lever plate assemblies • Independent spring loaded captivated spindles • Reversible mortise lock 2-1/2" or 2-3/4" backset • Lever support springs • Lock front Series 7:1-1/4" x 8"; Series 9: 1-1/16" x 7-5/8" • Dimensions: Ext: 10" H x 2-3/4" W, *Int: 7" H x 2-1/4" W • Cylinder: MARKS "C" keyway, 6 pin w/ 2 keys			**10, 20**		**30, 60**		**44, 52, 55, 57, 72, 77, 78, 82, 83, 86, 92, 96**	
			FINISH GROUPS					
MARKS #	**FUNCTION**	**ANSI #**	**3**	**26D**	**3**	**26D**	**3**	**26D**
KEYED SINGLE CYLINDER, NO DEADBOLT								
D	OFFICE VEST.		**342**	**376**	**394**	**428**	**435**	**468**
DW	VESTIBULE							
KEYED SINGLE CYLINDER, WITH DEADBOLT								
A	ENTRANCE	F08, F10	**356**	**392**	**410**	**443**	**448**	**484**
B	ENTRANCE	F21						
F	DORMITORY	F12						
FS	DORMITORY							
FW	DORMITORY	F13						
KEYED DOUBLE CYLINDER, WITH DEADBOLT								
AC	ENTRANCE	F35	**390**	**423**	**441**	**477**	**482**	**516**
C	STOREROOM	F14						
FX	DORMITORY	F33						
KEYLESS								
N	PASSAGE	F01	**239**	**274**	**301**	**327**	**332**	**368**
L	BATHROOM	F02	**356**	**392**	**410**	**443**	**448**	**484**
LF	PRIVACY	F19						
DUMMY TRIM								
DI	DUMMY TRIM INSIDE		**140**	**175**	**167**	**202**	**186**	**222**
DO	DUMMY TRIM OUTSIDE							
DT	FULLY DUMMY		**280**	**315**	**332**	**368**	**373**	**408**

KNOBS & LEVERS ARE PACKED 6 PER CASE

NOTE: Split designs and/or finishes are priced at the highest design and/or finish • Special finishes, consult factory

*** Large interior plate available (10" H x 2-3/4" W)**

KNOBS

Round Knob 10

Ball Knob 20

Ball Knob 30

Eclipse Knob 60

LEVERS

Stanhope Lever 44

Madison Lever 52
Specify handing

Brompton Lever 55

Monaco Lever 57
Specify handing

Towne Lever 72

Maxwell Lever 77

Omni Lever 78

Plaza Lever 82
Specify handing

Dayton Lever 83
Specify handing

Crescent Lever 86

American Lever 92

Titan Lever 96

TOWNE Plate Design TN

BHMA CERTIFIED	ANSI-A156.13 • Grade 1 3 Hour Fire Rating	c UL us LISTED	Series 5 • 2-3/4" Backset Series 55 • 2-1/2" Backset			
	Standard Features		**KNOBS**		**LEVERS**	
	• Thru-bolted screwless knob/lever plate assemblies • Independent spring loaded captivated spindles • Reversible mortise lock 2-1/2" or 2-3/4" backset • Lever support springs • Lock front: 1-1/4" x 8" • Dimensions: Ext: 9-1/4" H x 2-1/4" W, Int: 9-1/4" H x 2-1/4" W • Cylinder: MARKS "C" keyway, 6 pin w/ 2 keys • Thickness: 13/32"		**30, 60**		**44, 52, 55, 57, 72, 77, 78, 82, 83, 86, 92, 96**	
			FINISH GROUPS			
MARKS #	**FUNCTION**	**ANSI #**	**3E & 15**	**26**	**3E & 15**	**26**
KEYED SINGLE CYLINDER, NO DEADBOLT						
D	OFFICE VEST.		**758**	**792**	**799**	**833**
DW	VESTIBULE					
E	OFFICE	F04				
EW	STOREROOM	F07				
J	CLASSROOM	F05				
JM, JR	HOSPITAL	F06				
GL	INSTIT. PRIVACY	F26				
EL	ELECTRICALLY LOCKED		**1072**	**1105**	**1112**	**1146**
EU	ELECTRICALLY UNLOCKED					
KEYED SINGLE CYLINDER, WITH DEADBOLT						
A	ENTRANCE	F08, F10	**773**	**806**	**814**	**846**
B	ENTRANCE	F21				
F	DORMITORY	F12				
FS	DORMITORY					
FW	DORMITORY	F13				
FD	APARTMENT	F20	**795**	**828**	**736**	**868**
H	HOTEL	F15				
LH	SPECIAL PRIVACY					
KEYED DOUBLE CYLINDER, NO DEADBOLT						
G	APARTMENT	F09	**803**	**737**	**844**	**878**
GC	INTRUDER LATCHBOLT	F32				
GG	CLASSROOM SECURITY					
GR	CLASSROOM SECURITY w/HOLDBACK					
WW	INSTITUTIONAL	F30				
KEYED DOUBLE CYLINDER, WITH DEADBOLT						
AC	ENTRANCE	F35	**803**	**837**	**844**	**878**
C	STOREROOM	F14				
FC	INTRUDER DEADBOLT	F34				
FA	DORMITORY	F11				
FX	DORMITORY	F33				
KEYLESS						
N	PASSAGE	F01	**662**	**694**	**702**	**735**
L	BATHROOM	F02	**773**	**806**	**814**	**846**
LF	PRIVACY	F19				
LJ	PRIVACY	F22	**713**	**747**	**754**	**788**
EX	EXIT	F31				
DUMMY TRIM						
DI	DUMMY TRIM INSIDE		**333**	**364**	**354**	**387**
DO	DUMMY TRIM OUTSIDE					
DT	FULLY DUMMY		**667**	**700**	**708**	**741**

KNOBS & LEVERS ARE PACKED 6 PER CASE

NOTE: Split designs and/or finishes are priced at the highest design and/or finish • Special finishes, consult factory

FOR ADDITIONAL DESIGNS, ASK FOR THE CUSTOM LOCK DIVISION CATALOG OR VISIT OUR WEBSITE @ WWW.MARKSUSA.COM

631-225-5400 • 1-800-526-0233 • Fax 631-225-6136 • ©2014 MARKS USA

TOWNE Plate Design TN

ANSI-A156.13 • Grade 2			Series 7 • 2-3/4" Backset Series 9 • 2-1/2" Backset			
Standard Features			**KNOBS**		**LEVERS**	
• Thru-bolted screwless knob/lever plate assemblies • Independent spring loaded captivated spindles • Reversible mortise lock 2-1/2" or 2-3/4" backset • Lever support springs • Lock front Series 7: 1-1/4" x 8"; Series 9: 1-1/16" x 7-5/8" • Dimensions: Ext: 9-1/4" H x 2-1/4" W, Int: 9-1/4" H x 2-1/4" W • Cylinder: MARKS "C" keyway, 6 pin w/ 2 keys			**30, 60**		**44, 52, 55, 57, 72, 77, 78, 82, 83, 86, 92, 96**	
			FINISH GROUPS			
MARKS #	**FUNCTION**	**ANSI #**	**3E & 15**	**26**	**3E & 15**	**26**
KEYED SINGLE CYLINDER, NO DEADBOLT						
D	OFFICE VEST.		**726**	**758**	**767**	**799**
DW	VESTIBULE					
KEYED SINGLE CYLINDER, WITH DEADBOLT						
A	ENTRANCE	F08, F10	**740**	**773**	**780**	**814**
B	ENTRANCE	F21				
F	DORMITORY	F12				
FS	DORMITORY					
FW	DORMITORY	F13				
KEYED DOUBLE CYLINDER, WITH DEADBOLT						
AC	ENTRANCE	F35	**771**	**803**	**812**	**844**
C	STOREROOM	F14				
FX	DORMITORY	F33				
KEYLESS						
N	PASSAGE	F01	**629**	**667**	**669**	**702**
L	BATHROOM	F02	**740**	**773**	**780**	**814**
LF	PRIVACY	F19				
DUMMY TRIM						
DI	DUMMY TRIM INSIDE		**333**	**366**	**354**	**387**
DO	DUMMY TRIM OUTSIDE					
DT	FULLY DUMMY		**667**	**700**	**708**	**741**

KNOBS & LEVERS ARE PACKED 6 PER CASE

NOTE: Split designs and/or finishes are priced at the highest design and/or finish • Special finishes, consult factory

KNOBS

Ball Knob 30

Eclipse Knob 60

LEVERS

Stanhope Lever 44

Madison Lever 52
Specify handing

Brompton Lever 55

Monaco Lever 57
Specify handing

Towne Lever 72

Maxwell Lever 77

Omni Lever 78

Plaza Lever 82
Specify handing

Dayton Lever 83
Specify handing

Crescent Lever 86

American Lever 92

Titan Lever 96

ROSE Design RR, RW, RQ, RS, RX*, RK*

BHMA CERTIFIED | ANSI-A156.13 • Grade 1 | 3 Hour Fire Rating | c UL us LISTED | Series 5 • 2-3/4" Backset | Series 55 • 2-1/2" Backset



Standard Features

- Thru-bolted screwless knob/lever rose assemblies
- Independent spring loaded captivated spindles
- Reversible mortise lock 2-1/2" or 2-3/4" backset
- Lever support springs
- Lock front: 1-1/4" x 8"
- Cylinder: MARKS "C" keyway, 6 pin w/ 2 keys

MARKS #	FUNCTION	ANSI #	KNOBS 10, 20 — FINISH GROUPS 3, 32D	KNOBS 30, 60 — FINISH GROUPS 3E, 15	KNOBS 30, 60 — FINISH GROUPS 26, 10B	LEVERS 44, 52, 55, 57, 72, 77, 78, 82, 83, 86, 92, 96 — FINISH GROUPS 3, 4, 15, 26D	LEVERS 44, 52, 55, 57, 72, 77, 78, 82, 83, 86, 92, 96 — FINISH GROUPS 10E, 10B, 14, 26	LEVERS 82, 83, 86, 92, 96 — FINISH GROUPS 32, 32D
KEYED SINGLE CYLINDER, NO DEADBOLT								
D	OFFICE VEST.		502	558	593	562	597	562
DW	VESTIBULE							
E	OFFICE	F04						
EW	STOREROOM	F07						
J	CLASSROOM	F05						
JM, JR	HOSPITAL	F06						
GL	INSTIT. PRIVACY	F26						
EL	ELECTRICALLY LOCKED		800	856	891	855	890	855
EU	ELECTRICALLY UNLOCKED							
KEYED SINGLE CYLINDER, WITH DEADBOLT								
A	ENTRANCE	F08, F10	516	571	606	570	605	570
B	ENTRANCE	F21						
F	DORMITORY	F12						
FS	DORMITORY							
FW	DORMITORY	F13						
FD	APARTMENT	F20	537	592	627	591	626	591
H	HOTEL	F15						
LH	SPECIAL PRIVACY							
KEYED DOUBLE CYLINDER, NO DEADBOLT								
G	APARTMENT	F09	545	601	636	600	635	600
GC	INTRUDER LATCHBOLT	F32						
GG	CLASSROOM SECURITY							
GR	CLASSROOM SECURITY w/HOLDBACK							
WW	INSTITUTIONAL	F30						
KEYED DOUBLE CYLINDER, WITH DEADBOLT								
AC	ENTRANCE	F35	545	601	636	600	635	600
C	STOREROOM	F14						
FC	INTRUDER DEADBOLT	F34						
FA	DORMITORY	F11						
FX	DORMITORY	F33						
KEYLESS								
N	PASSAGE	F01	410	523	558	516	551	516
L	BATHROOM	F02	516	571	606	547	582	547
LF	PRIVACY	F19						
LJ	PRIVACY	F22	459	515	550	509	544	509
EX	EXIT	F31						
DUMMY TRIM								
DI	DUMMY TRIM INSIDE		97	128	146	135	148	135
DO	DUMMY TRIM OUTSIDE							
DT	FULLY DUMMY		193	255	273	270	307	270

KNOBS & LEVERS ARE PACKED 6 PER CASE

NOTE: Split designs and/or finishes are priced at the highest design and/or finish • Special finishes, consult factory

F17 Dummy Cylinder: Add $44.00

***Square Rose RX: Add $29 / *Square Rose RK: Add $100**

FOR ADDITIONAL DESIGNS, ASK FOR THE CUSTOM LOCK DIVISION CATALOG OR VISIT OUR WEBSITE @ WWW.MARKSUSA.COM
631-225-5400 • 1-800-526-0233 • Fax 631-225-6136 • ©2014 MARKS USA

ROSE Design RR, RW, RQ, RS, RX*, RK*



ANSI-A156.13 • Grade 2

Series 7 • 2-3/4" Backset
Series 9 • 2-1/2" Backset

Standard Features

- Thru-bolted screwless knob/lever rose assemblies
- Independent spring loaded captivated spindles
- Reversible mortise lock 2-1/2" or 2-3/4" backset
- Lever support springs • Lock front: 1-1/4" x 8"
- Cylinder: MARKS "C" keyway, 6 pin w/ 2 keys

MARKS #	FUNCTION	ANSI #	KNOBS: 10, 20 — FINISH GROUPS: 3, 32D	KNOBS: 30, 60 — FINISH GROUPS: 3E, 15	KNOBS: 30, 60 — FINISH GROUPS: 26, 10B	LEVERS: 44, 52, 55, 57, 72, 77, 78, 82, 83, 86, 92, 96 — FINISH GROUPS: 3, 4, 15, 26D	LEVERS: 44, 52, 55, 57, 72, 77, 78, 82, 83, 86, 92, 96 — FINISH GROUPS: 10E, 10B, 14, 26	LEVERS: 82, 83, 86, 92, 96 — FINISH GROUPS: 32, 32D
D	OFFICE VEST.		468	527	562	523	558	523
DW	VESTIBULE							
A	ENTRANCE	F08, F10	483	542	577	530	565	530
B	ENTRANCE	F21						
F	DORMITORY	F12						
FS	DORMITORY							
FW	DORMITORY	F13						
AC	ENTRANCE	F35	513	572	607	553	588	553
C	STOREROOM	F14						
FX	DORMITORY	F33						
N	PASSAGE	F01	372	487	522	482	517	482
L	BATHROOM	F02	483	519	554	511	546	511
LF	PRIVACY	F19						
DI	DUMMY TRIM INSIDE		97	128	146	135	148	135
DO	DUMMY TRIM OUTSIDE							
DT	FULLY DUMMY		193	255	273	270	307	270

KNOBS & LEVERS ARE PACKED 6 PER CASE

NOTE: Split designs and/or finishes are priced at the highest design and/or finish • Special finishes, consult factory

F17 Dummy Cylinder: Add $44.00

***Square Rose RX: Add $29 / *Square Rose RK: Add $100**

KNOBS

Round Knob 10

Ball Knob 20

Ball Knob 30

Eclipse Knob 60

LEVERS

Stanhope Lever 44

Madison Lever 52
Specify handing

Brompton Lever 55

Monaco Lever 57
Specify handing

Towne Lever 72

Maxwell Lever 77

Omni Lever 78

Plaza Lever 82
Specify handing

Dayton Lever 83
Specify handing

Crescent Lever 86

American Lever 92

Titan Lever 96

ROSES

RR: 2-9/16" dia.

RW: 2-9/16" dia.

RQ: 2-1/4" dia.

RS: 2-1/4" dia.

RX: 2-9/16" sq.

RK: 2-9/16" sq.

CROWN & GRAND CROWN HANDLESET DESIGN CR, GC

CR GC

ANSI-A156.13 • Grade 1
3 Hour Fire Rating

Standard Features

- Exterior handle plate assemblies with thru-posts
- Interior thru-bolted screwless knob/lever plate assemblies
- Independent spring loaded captivated spindles
- Reversible mortise lock 2-1/2" or 2-3/4" backset
- Lever support springs • Lock front Series 4, 45: 1-1/4" x 8"
- Lock front Series 6: 1-1/4" x 8"; Series 8: 1-1/16" x 7-5/8"
- Dimensions: CROWN Ext: 16" H x 2" W, Int: 8-1/2" H x 2" W
- Dimensions: GRAND CROWN Ext: 16" H x 2" W, Int: 8-1/2" H x 2" W
- Cylinder: MARKS "C" keyway, 6 pin w/ 2 keys
- Thickness: 13/32"

GRADE 1 HANDLESETS			Series 4 • 2-3/4" Backset Series 45 • 2-1/2" Backset		GRADE 2 HANDLESETS	Series 6 • 2-3/4" Backset Series 8 • 2-1/2" Backset	
			KNOBS	LEVERS		KNOBS	LEVERS
			30, 60	44, 52, 55, 57, 72, 77, 78, 82, 83, 86, 92, 96		30, 60	44, 52, 55, 57, 72, 77, 78, 82, 83, 86, 92, 96
			FINISH GROUPS			FINISH GROUPS	
MARKS #	FUNCTION	ANSI #	3E & 15			3E & 15	
KEYED SINGLE CYLINDER, NO DEADBOLT							
D	OFFICE VEST.		1063			1008	
DW	VESTIBULE						
EW	STOREROOM	F07	1063				
KEYED SINGLE CYLINDER, WITH DEADBOLT							
A	ENTRANCE	F08, F10	1077			1022	
B	ENTRANCE	F21					
F	DORMITORY	F12					
KEYED DOUBLE CYLINDER, WITH DEADBOLT							
AC	ENTRANCE	F35	1108			1053	
C	STOREROOM	F25					
G	APARTMENT	F24	1108				
SO	STOREROOM: **DOUBLE HANDLESET ONLY**	F25	1386			1330	
DUMMY TRIM							
DT	FULLY DUMMY		857			857	

HANDLESETS ARE PACKED 6 PER CASE

NOTE: Split designs and/or finishes are priced at the highest design and/or finish • Special finishes, consult factory

SO Function Double Handleset ONLY ⋆ SERIES 45 NOT AVAILABLE IN "SO" FUNCTION

KNOBS

Ball Knob 30	Eclipse Knob 60

LEVERS

Stanhope Lever 44	Madison Lever 52 Specify handing	Brompton Lever 55	Monaco Lever 57 Specify handing
Towne Lever 72	**Maxwell Lever 77**	**Omni Lever 78**	**Plaza Lever 82** Specify handing
Dayton Lever 83 Specify handing	**Crescent Lever 86**	**American Lever 92**	**Titan Lever 96**

FOR ADDITIONAL DESIGNS, ASK FOR THE CUSTOM LOCK DIVISION CATALOG OR VISIT OUR WEBSITE @ WWW.MARKSUSA.COM
631-225-5400 • 1-800-526-0233 • Fax 631-225-6136 • ©2014 MARKS USA

MADISON & GRAND MADISON HANDLESET DESIGN MA, GM

ANSI-A156.13 • Grade 1 3 Hour Fire Rating	Series 4 • 2-3/4" Backset Series 45 • 2-1/2" Backset		Series 6 • 2-3/4" Backset Series 8 • 2-1/2" Backset	
Standard Features	**KNOBS**	**LEVERS**	**KNOBS**	**LEVERS**
• Exterior handle plate assemblies with thru-posts • Interior thru-bolted screwless knob/lever plate assemblies • Independent spring loaded captivated spindles • Reversible mortise lock 2-1/2" or 2-3/4" backset • Lever support springs • Lock front Series 4, 45: 1-1/4" x 8" • Lock front Series 6: 1-1/4" x 8"; Series 8: 1-1/16" x 7-5/8" • Dimensions: MADISON • Thickness: 13/32" Ext: 15-1/2" H x 2-5/32" W, Int: 10-1/2" H x 2-5/32" W • Dimensions: GRAND MADISON Ext: 17" H x 2-5/32" W, Int: 10-1/2" H x 2-5/32" W • Cylinder: MARKS "C" keyway, 6 pin w/ 2 keys	30, 60	44, 52, 55, 57, 72, 77, 78, 82, 83, 86, 92, 96	30, 60	44, 52, 55, 57, 72, 77, 78, 82, 83, 86, 92, 96
	FINISH GROUPS		FINISH GROUPS	

GRADE 1 HANDLESETS / GRADE 2 HANDLESETS

MARKS #	FUNCTION	ANSI #	3E & 15	3E & 15
KEYED SINGLE CYLINDER, NO DEADBOLT				
D	OFFICE VEST.		993	939
DW	VESTIBULE			
EW	STOREROOM	F07	993	
KEYED SINGLE CYLINDER, WITH DEADBOLT				
A	ENTRANCE	F08, F10	1008	952
B	ENTRANCE	F21		
F	DORMITORY	F12		
KEYED DOUBLE CYLINDER, WITH DEADBOLT				
AC	ENTRANCE	F35	1038	984
C	STOREROOM	F25		
G	APARTMENT	F24	1038	
SO	STOREROOM: **DOUBLE HANDLESET ONLY**	F25	1317	1261
DUMMY TRIM				
DT	FULLY DUMMY		788	788

HANDLESETS ARE PACKED 6 PER CASE

NOTE: Split designs and/or finishes are priced at the highest design and/or finish • Special finishes, consult factory

SO Function Double Handleset ONLY * SERIES 45 NOT AVAILABLE IN "SO" FUNCTION

KNOBS

Ball Knob 30	Eclipse Knob 60

LEVERS

Stanhope Lever 44	Madison Lever 52 Specify handing	Brompton Lever 55	Monaco Lever 57 Specify handing
Towne Lever 72	**Maxwell Lever 77**	**Omni Lever 78**	**Plaza Lever 82** Specify handing
Dayton Lever 83 Specify handing	**Crescent Lever 86**	**American Lever 92**	**Titan Lever 96**

TOWNE, GRAND TOWNE & CLAREMONT HANDLESET DESIGN TN, GT, CT

ANSI-A156.13 • Grade 1
3 Hour Fire Rating

Standard Features

- Exterior handle plate assemblies with thru-posts
- Interior thru-bolted screwless knob/lever plate assemblies
- Independent spring loaded captivated spindles
- Reversible mortise lock 2-1/2" or 2-3/4" backset
- Lever support springs • Lock front Series 4, 45: 1-1/4" x 8"
- Lock front Series 6: 1-1/4" x 8"; Series 8: 1-1/16" x 7-5/8"
- Dimensions: TOWNE Ext: 16-3/8" H x 2-1/4" W, Int: 9-1/4" H x 2-1/4" W
- Dimensions: GRAND TOWNE Ext: 16-3/4" H x 2-1/4" W, Int: 9-1/4" H x 2-1/4" W
- Dimensions: CLAREMONT Ext: 16-1/4" H x 2-1/4" W, Int: 9-1/4" H x 2-1/4" W
- Cylinder: MARKS "C" keyway, 6 pin w/ 2 keys
- Thickness: 13/32"

GRADE 1 HANDLESETS				Series 4 • 2-3/4" Backset Series 45 • 2-1/2" Backset		GRADE 2 HANDLESETS	Series 6 • 2-3/4" Backset Series 8 • 2-1/2" Backset	
				KNOBS	LEVERS		KNOBS	LEVERS
				30, 60	44, 52, 55, 57, 72, 77, 78, 82, 83, 86, 92, 96		30, 60	44, 52, 55, 57, 72, 77, 78, 82, 83, 86, 92, 96
				FINISH GROUPS			FINISH GROUPS	
	MARKS #	FUNCTION	ANSI #	3E & 15			3E & 15	
	KEYED SINGLE CYLINDER, NO DEADBOLT							
	D	OFFICE VEST.		1063			1008	
	DW	VESTIBULE						
	EW	STOREROOM	F07	1063				
	KEYED SINGLE CYLINDER, WITH DEADBOLT							
	A	ENTRANCE	F08, F10	1077			1022	
	B	ENTRANCE	F21					
	F	DORMITORY	F12					
	KEYED DOUBLE CYLINDER, WITH DEADBOLT							
	AC	ENTRANCE	F35	1108			1053	
	C	STOREROOM	F25					
	G	APARTMENT	F24	1108				
	SO	STOREROOM: **DOUBLE HANDLESET ONLY**	F25	1386			1330	
	DUMMY TRIM							
	DT	FULLY DUMMY		857			857	

HANDLESETS ARE PACKED 6 PER CASE

NOTE: Split designs and/or finishes are priced at the highest design and/or finish • Special finishes, consult factory

SO Function Double Handleset ONLY ⋆ SERIES 45 NOT AVAILABLE IN "SO" FUNCTION

KNOBS

Ball Knob 30

Eclipse Knob 60

LEVERS

Stanhope Lever 44

Madison Lever 52
Specify handing

Brompton Lever 55

Monaco Lever 57
Specify handing

Towne Lever 72

Maxwell Lever 77

Omni Lever 78

Plaza Lever 82
Specify handing

Dayton Lever 83
Specify handing

Crescent Lever 86

American Lever 92

Titan Lever 96

FOR ADDITIONAL DESIGNS, ASK FOR THE CUSTOM LOCK DIVISION CATALOG OR VISIT OUR WEBSITE @ WWW.MARKSUSA.COM

631-225-5400 • 1-800-526-0233 • Fax 631-225-6136 • ©2014 MARKS USA

WHARTON Handleset Design WT

ANSI-A156.13 • Grade 1
3 Hour Fire Rating

Standard Features

- Exterior handle plate assemblies with thru-posts
- Interior thru-bolted screwless knob/lever plate assemblies
- Independent spring loaded captivated spindles
- Reversible mortise lock 2-1/2" or 2-3/4" backset
- Lever support springs
- Lock front Series 4, 45: 1-1/4" x 8"
- Lock front Series 6: 1-1/4" x 8"; Series 8: 1-1/16" x 7-5/8"
- Dimensions: Ext: 16-1/4" H x 3" W, Int: 9-1/4" H x 3" W
- Cylinder: MARKS "C" keyway, 6 pin w/ 2 keys
- Thickness: 13/32"

GRADE 1 HANDLESETS	MARKS #	FUNCTION	ANSI #	Series 4 • 2-3/4" Backset / Series 45 • 2-1/2" Backset FINISH GROUPS 3E & 26	GRADE 2 HANDLESETS	Series 6 • 2-3/4" Backset / Series 8 • 2-1/2" Backset FINISH GROUPS 3E & 26
				KNOBS: 30, 60 / LEVERS: 44, 52, 55, 57, 72, 77, 78, 82, 83, 86, 92, 96		KNOBS: 30, 60 / LEVERS: 44, 52, 55, 57, 72, 77, 78, 82, 83, 86, 92, 96
	KEYED SINGLE CYLINDER, NO DEADBOLT					
	D	OFFICE VEST.		1094		1038
	DW	VESTIBULE				
	EW	STOREROOM	F07	1094		
	KEYED SINGLE CYLINDER, WITH DEADBOLT					
	A	ENTRANCE	F08, F10	1108		1053
	B	ENTRANCE	F21			
	F	DORMITORY	F12			
	KEYED DOUBLE CYLINDER, WITH DEADBOLT					
	AC	ENTRANCE	F35	1139		1084
	C	STOREROOM	F25			
	G	APARTMENT	F24	1139		
	SO	STOREROOM: **DOUBLE HANDLESET ONLY**	F25	1416		1362
	DUMMY TRIM					
	DT	FULLY DUMMY		887		887

HANDLESETS ARE PACKED 6 PER CASE

NOTE: Split designs and/or finishes are priced at the highest design and/or finish • Special finishes, consult factory

SO Function Double Handleset ONLY ⋆ SERIES 45 NOT AVAILABLE IN "SO" FUNCTION

KNOBS

Ball Knob 30

Eclipse Knob 60

LEVERS

Stanhope Lever 44

Madison Lever 52
Specify handing

Brompton Lever 55

Monaco Lever 57
Specify handing

Towne Lever 72

Maxwell Lever 77

Omni Lever 78

Plaza Lever 82
Specify handing

Dayton Lever 83
Specify handing

Crescent Lever 86

American Lever 92

Titan Lever 96

Ornamental Iron

Series 21 Unilock™

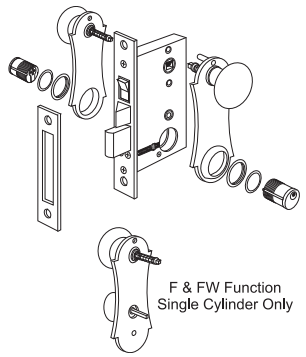

Series 9215 Unilock™

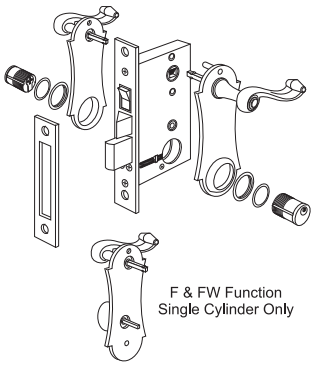

THINLINE® Series 2750 for 1" doors

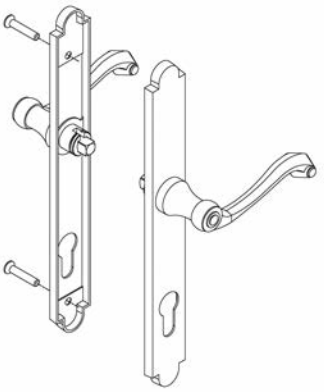

Series 22

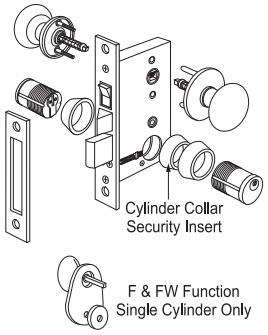

Series 9225

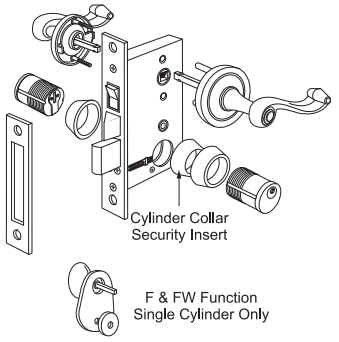

Standard Features	SERIES
• Thru-bolted solid brass trim assemblies • Spring loaded captivated spindles • Reversible mortise lock 1" backset • 1" bolt, 1/2" latch projection • Cylinder: Marks "A" keyway, 5 pin w/ 2 keys; keyed alike - 6	2750 THINLINE®

MARKS #	FUNCTION	FINISH GROUPS 3	10B	5, 26D
KEYED WITH DEADBOLT				
B	ENTRANCE CYLINDER x TURNPIECE	207	261	233
C	ENTRANCE DOUBLE CYLINDER			
DUMMY TRIM				
DT	FULL DUMMY	125	174	145

ORNAMENTAL IRON LOCKSETS PACKED 6 PER CASE

OPTIONS - Series 2750	CODE	PRICE
For 1-3/4" doors	D4	NC
Marks "C" keyway	G5	16

Standard Features	SERIES 21 UNILOCK™ SERIES 22	SERIES 9215 UNILOCK™ SERIES 9225
• Door thickness: 1" • Series 9 lock body, Backset: 2-1/2" • Reversible mortise lock 1" bolt, 1/2" latch projection • Lock front: 1" x 7-1/8" • Thru-bolted solid brass trim assemblies • Spring loaded captivated spindles • Cylinder: Marks "A" keyway, 5 pin w/ 2 keys; keyed alike-6	FINISH GROUPS	

MARKS #	FUNCTION	3	10B	5, 26D	3	10B	5, 26D
KEYED SINGLE CYLINDER, WITH DEADBOLT							
DW	SINGLE CYL. PANIC PROOF	264	318	282	357	405	376
F	SINGLE CYL. PANIC PROOF						
FW	SINGLE CYL. PANIC PROOF						
KEYED DOUBLE CYLINDER, WITH DEADBOLT							
AC	ENTRANCE	233	290	251	327	376	345
DUMMY TRIM							
DT	FULL DUMMY	151	214	163	251	307	264

ORNAMENTAL IRON LOCKSETS ARE PACKED 6 PER CASE

OPTIONS	CODE	PRICE
Lock Front: 1" x 7-1/8" standard	W	NC
Mushroom knob interior; 1-7/8" prj.	A9	5
For 1-3/4" doors	D4	NC
Adjustable spring collars	F10	5

How To Order Example for Ornamental Iron Locksets

9215	C	/	10B	-	D4
1. Lock Series	*2. Marks Function*	*Slash*	*3. Finish*	*Dash*	*4. Options*

LOCK SERIES (Pgs. 49 & 50)

❒ 21 ❒ 2750
❒ 22 ❒ 9215

MARKS FUNCTION (Pgs. 57-58)

___ B ___ AC
___ C ___ DT
___ F ___ DW

FINISH (Pg. 10)

❒ 3 ❒ 10B
❒ 5 ❒ 26D

OPTIONS

❒ Special

Specify
• Keying • Handing
• Door Thickness

FOR ADDITIONAL DESIGNS, ASK FOR THE CUSTOM LOCK DIVISION CATALOG OR VISIT OUR WEBSITE @ WWW.MARKSUSA.COM
631-225-5400 • 1-800-526-0233 • Fax 631-225-6136 • ©2014 MARKS USA

Ornamental Iron

Knob & Lever Kits

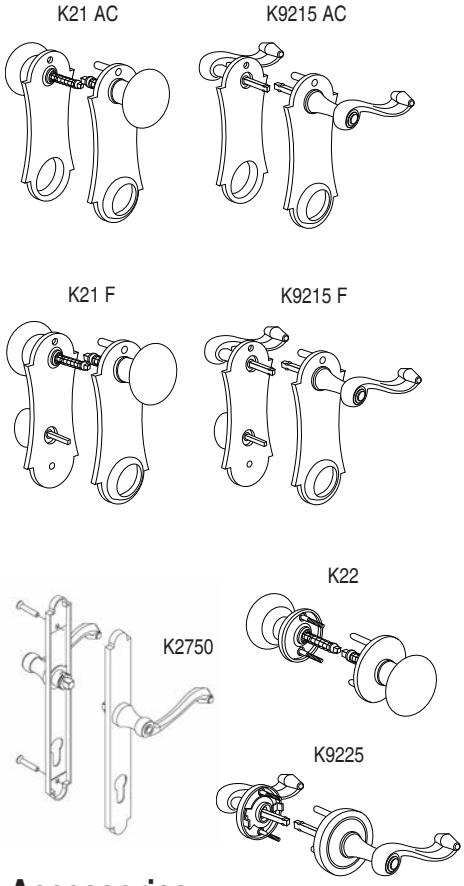

PART #	DESCRIPTION	FUNCTION	FINISH GROUPS			
			3	4	10B	5, 26D
K21AC	Ext./Int. UNILOCK™ knob/plate kit	AC	122	—	159	135
K21AC-M	Ext./Int. UNILOCK™ knob/plate kit (Mushroom Int.)	AC	137	—	164	141
K21F	Ext./Int. UNILOCK™ knob/plate kit assemblies	F	146	—	176	153
K21F-M	Ext./Int. UNILOCK™ knob/plate kit (Mushroom Int.)	F	151	—	182	159
K2750	LEVER PLATE TRIM SET		146	—	189	166
2600B	Thinline lock body, latch, deadbolt **US 4 & 26D ONLY - Strike not included**		—	121	189	166
K9215AC	Ext./Int. UNILOCK™ lever/plate kit assemblies	AC	184	—	218	195
K9215F	Ext./Int. UNILOCK™ lever/plate kit assemblies	F	184	—	239	216
A9214-M	UNILOCK™ mushroom knob/plate (w/cylinder hole)	AC	68	—	95	71
K9217-M	UNILOCK™ mushroom knob/plate (w/turnpiece)	F	119	—	145	122
K22	Ext./Int. knob/rose kit 1" thru 1-3/4" door		71	—	109	86
K22-M	Ext./Int. knob/rose kit (mushroom int.)		78	—	114	91
K9225	Ext./Int. lever/rose kit		180	—	212	189

Accessories

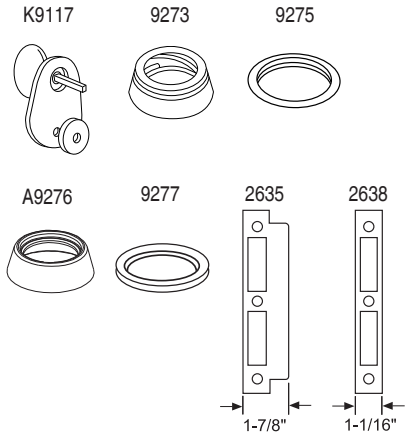

PART #	DESCRIPTION	FINISH GROUPS		
		NO FINISH	3	5, 26D
K9117	Turnpiece kit	—	47	50
A9223-M	Interior knob/rose assembly (mushroom knob)	—	40	47
9273	Spring collar, 7/16" high	—	12	12
9275	Mortise spacer, wrought brass, 1/8" high	—	6	—
A9276	Collar, wrought brass w/insert, 1/2" high	—	20	20
9277	Plastic spacer ring, 1/16"	1	—	—
2635	Curved lip strike, solid brass	—	24	15
2638	Flat strike, solid brass, no lip	—	15	7

Cylinders

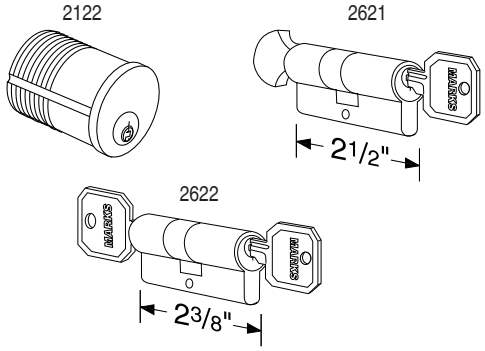

PART #	DESCRIPTION	FINISH GROUPS	
		3	5, 26D
2122-A	5 Pin mortise cylinder, “A” keyway	41	43
2621-A	Cylinder x turnpiece unit, “A” keyway	67	74
2622-A	double cylinder unit, “A” keyway	48	60
2122-C	5 Pin mortise cylinder, “C” keyway	41	43
2621-C	Cylinder x turnpiece unit, “C” keyway	67	74
2622-C	double cylinder unit, “C” keyway	48	60

Mortise Lock Bodies
Autoreverse Series

GRADE 1
MORTISE LOCKS EXCEEDS
BHMA
SPECIFICATIONS

Series 4

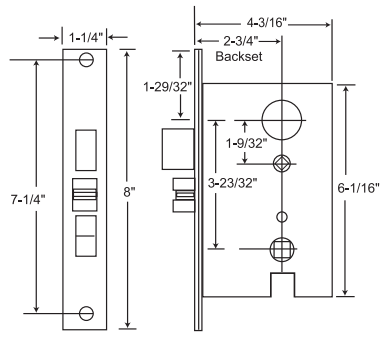

Series 45

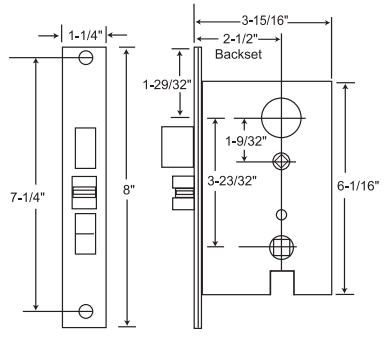

OPTIONS	CODE	PRICE
1-1/16" x 7-5/8" front	T	**24**
1-1/16" x 7-3/4" front	V	**24**
1-1/16" x 8" front	Q	**24**
Lever support springs w- 5/16" hubs	B4	**19**
Turnpiece hub on square	B8	**11**
Screws with Dust Box	B10	**NC**
Solid latch for electric strike	E1	**19**
Hold open latch	E2	**37**
Lead-lined mortise lock	F1	**280**
4-7/8" Strikes: 1 Left / 1 Right	S6	**13**

CYLINDER CAMS REQUIRED	
Locks w/o deadbolt	2101 Straight Cam
Locks w/ deadbolt	2102 Cloverleaf Cam

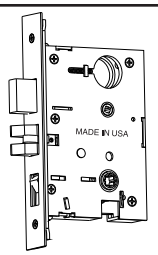

Standard Features

- Backset: 4 Series 2-3/4"; 45 Series 2-1/2"
- Bolt throw: Stainless steel full 1" throw
- Latch throw: 3/4" (anti-friction)
- Auxiliary latch: 1/2" throw
- Case: Stamped steel .090 thick., Zinc dichromate finish
- Front: 1-1/4" x 8", Adjustable bevel
- Hubs: Steel, 9/32" on diamond 5/16" on square

Grade 1 for Handlesets
Series 4 • 2-3/4" Backset
Series 45 • 2-1/2" Backset

BHMA CERTIFIED | c UL us LISTED

MARKS #	FUNCTION	ANSI #	FINISH GROUPS 3, 32D	FINISH GROUPS 10, 10B, 32
KEYED SINGLE CYLINDER, NO DEADBOLT				
DW	VESTIBULE		**328**	**344**
EW	STOREROOM	F07		
EN	STOREROOM			
DN	STOREROOM			
KEYED SINGLE CYLINDER, WITH DEADBOLT				
A	ENTRANCE	F08, F10	**340**	**357**
B	ENTRANCE	F21		
F	DORMITORY	F12		
FD	APARTMENT	F20	**356**	**373**
KEYED DOUBLE CYLINDER, NO DEADBOLT				
G	ENTRANCE	F09	**356**	**373**
KEYED DOUBLE CYLINDER, WITH DEADBOLT				
AC	ENTRANCE	F35	**356**	**373**
C	STORE DOOR "B BODY"	F25		
SO	**STORE DOOR***	F25		

MORTISE LOCK BODIES ARE PACKED 6 PER CASE

**** SERIES 45 NOT AVAILABLE IN "SO" FUNCTION***

FOR ADDITIONAL DESIGNS, ASK FOR THE CUSTOM LOCK DIVISION CATALOG OR VISIT OUR WEBSITE @ WWW.MARKSUSA.COM

631-225-5400 • 1-800-526-0233 • Fax 631-225-6136 • ©2014 MARKS USA

Mortise Lock Bodies
Autoreverse Series

GRADE 1
MORTISE LOCKS EXCEEDS
BHMA
SPECIFICATIONS

Series 5

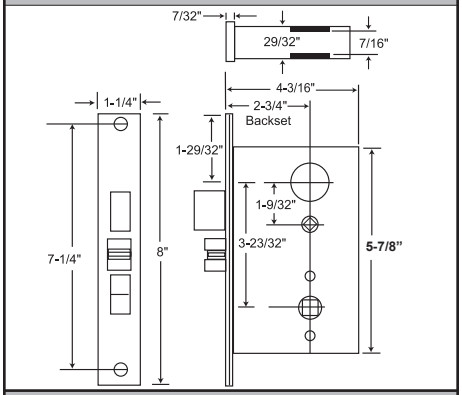

Series 55

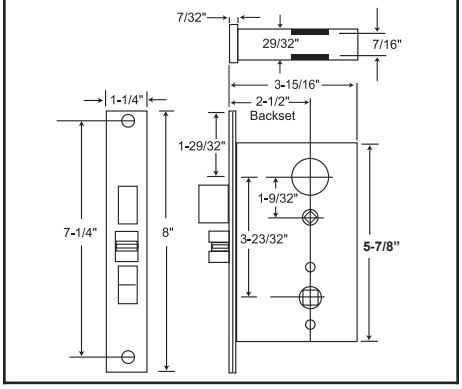

OPTIONS	CODE	PRICE
1-1/16" x 7-5/8" front	T	**23**
1-1/16" x 7-3/4" front	V	**23**
1-1/16" x 8" front	Q	**23**
Lever override guard outside (Series 5)	B1	**44**
Lever override guard both sides	B2	**62**
Lever support springs w- 5/16" hubs	B4	**18**
Hubs with hollow spacer (Series 55)	B6	**18**
Turnpiece hub on square	B8	**10**
Screws with Dust Box	B10	**NC**
Solid latch for electric strike	E1	**18**
Hold open latch	E2	**35**
Lead-lined mortise lock	F1	**267**
4-7/8" Strikes: 1 Left / 1 Right	S6	**12**
Request to exit switch (Series 5)	W10	**129**

CYLINDER CAMS REQUIRED	
Locks w/o deadbolt	2101 Straight Cam
Locks w/deadbolt	2102 Cloverleaf Cam
G function (ext. only)	2106 "G" Cam
G function (int. only)	2105 "J" Cam
J function	2105 "J" Cam

*** 55 Series Lock Bodies are not available in autoreverse and electrified functions EL and EU.**

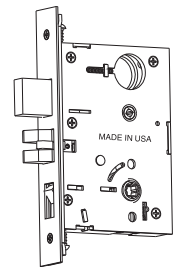

Standard Features

- Backset: 5 Series 2-3/4"; 55 Series 2-1/2"
- Bolt throw: Stainless steel full 1" throw
- Latch throw: 3/4" (anti-friction)
- Auxiliary latch: 1/2" throw
- Case: Stamped steel .090 thick., Zinc dichromate finish
- Front: 1-1/4" x 8", Adjustable bevel
- Hubs: Steel, 9/32" on diamond 5/16" on square w/security separator

Grade 1 for Knobs & Levers
Series 5 • 2-3/4" Backset
Series 55 • 2-1/2" Backset

BHMA CERTIFIED | c UL us LISTED

MARKS #	FUNCTION	ANSI #	FINISH GROUPS 3, 32D	FINISH GROUPS 10, 10B, 32
KEYED SINGLE CYLINDER, NO DEADBOLT				
D	OFFICE / VESTIBULE		**277**	**294**
DW	VESTIBULE			
E, Q, QH	OFFICE	F04		
K	OFFICE	F04		
EW	STOREROOM	F07		
J	CLASSROOM	F05		
JM, JR	HOSPITAL (HOLDBACK)	F06		
GL	INST. PRIVACY	F26		
EL*	**ELECTRICALLY LOCKED***		**781**	**800**
EU*	**ELECTRICALLY UNLOCKED***			
KEYED SINGLE CYLINDER, WITH DEADBOLT				
A	ENTRANCE	F08, F10	**291**	**308**
B	ENTRANCE	F21		
F	DORMITORY	F12		
FS	DORMITORY			
FW	DORMITORY	F13		
FD	APARTMENT	F20	**312**	**329**
H	HOTEL	F15		
LH	SPEC. PRIVACY			
KEYED DOUBLE CYLINDER, NO DEADBOLT				
G	ENTRANCE	F09	**320**	**337**
GC	INTRUDER LATCHBOLT	F32		
GG	CLASSROOM SECURITY			
GR	CLASSROOM SECURITY w/HOLDBACK			
WW	INSTITUTION	F30		
KEYED DOUBLE CYLINDER, WITH DEADBOLT				
AC	ENTRANCE	F35	**320**	**337**
C	STOREROOM	F14		
FC	INTRUDER DEADBOLT	F34		
FA	DORMITORY	F11		
FX	DORMITORY	F33		
KEYLESS				
N	PASSAGE	F01	**225**	**242**
L	BATHROOM	F02	**291**	**308**
LF	PRIVACY	F19		
LJ	PRIVACY	F19		
EX	EXIT	F31		

MORTISE LOCK BODIES ARE PACKED 6 PER CASE

*** Electrified Functions 5 SERIES ONLY; 2-3/4" Backset ONLY:**
100% Duty Cycle 24V/DC, 12V/DC Optional supplied with bridge rectifier (350 ma)

Mortise Lock Bodies

Series 6

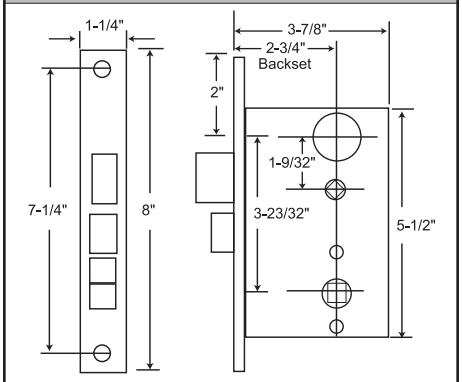

Series 8

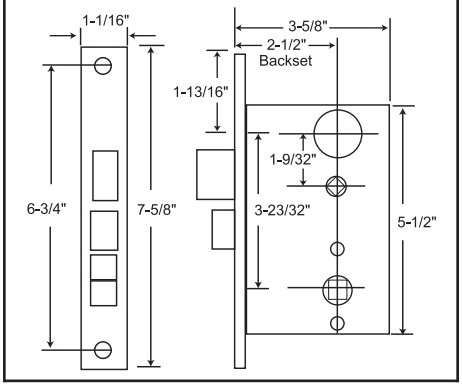

OPTIONS	CODE	PRICE
1-1/16" x 7-5/8" front	T	**25**
1-1/4" x 10" front, (A function, US 4 only), no mounting holes	U	**109**
1" x 7-1/8" front, (US 4 only)	W	**NC**
1-1/4" x 8" front	X	**25**
1-1/4" x 8-5/8" front (A function, US 4 only)	Y	**109**
1-1/16" x 8" front	Q	**25**
Screws with Dust Box	B10	**NC**
Solid latch for electric strike	E1	**20**
4-7/8" Strikes: 1 Left / 1 Right	S6	**13**

CYLINDER CAMS REQUIRED	
All Functions	2101 Straight Cam

Series 6 — **Standard Features**

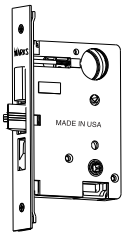

- Backset: 2-3/4"
- Bolt throw: Cast alloy full 1" throw
- Latch throw: 5/8" (anti-friction)
- Case: High pressure cast Zamac, baked enamel finish
- Front: 1-1/4" x 8", Flat or 3° bevel
- Hubs: 9/32" (7.2mm) on square

Series 8 — **Standard Features**

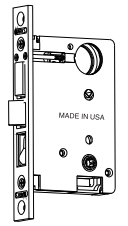

- Backset: 2-1/2"
- Bolt throw: Cast alloy full 1" throw
- Latch throw: Solid brass 1/2" throw, reversible
- Case: High pressure cast Zamac, baked enamel finish
- Front: 1-1/16" x 7-5/8", Flat or 3° bevel
- Hubs: 9/32" on square

Grade 2 for Handlesets

Series 6
2-3/4" Backset

Series 8
2-1/2" Backset

MARKS #	FUNCTION	ANSI #	FINISH GROUPS 3, 32D	FINISH GROUPS 10, 10B, 32
KEYED SINGLE CYLINDER, NO DEADBOLT				
DW	VESTIBULE		**272**	**290**
KEYED SINGLE CYLINDER, WITH DEADBOLT				
A	ENTRANCE	F08, F10	**286**	**303**
B	ENTRANCE	F21		
F	DORMITORY	F12		
KEYED DOUBLE CYLINDER, WITH DEADBOLT				
AC	ENTRANCE	F35	**302**	**321**
C	STORE DOOR "B BODY"	F25		
SO	STORE DOOR	F25		

MORTISE LOCK BODIES ARE PACKED 6 PER CASE

FOR ADDITIONAL DESIGNS, ASK FOR THE CUSTOM LOCK DIVISION CATALOG OR VISIT OUR WEBSITE @ WWW.MARKSUSA.COM
631-225-5400 • 1-800-526-0233 • Fax 631-225-6136 • ©2014 MARKS USA

Mortise Lock Bodies

Series 7

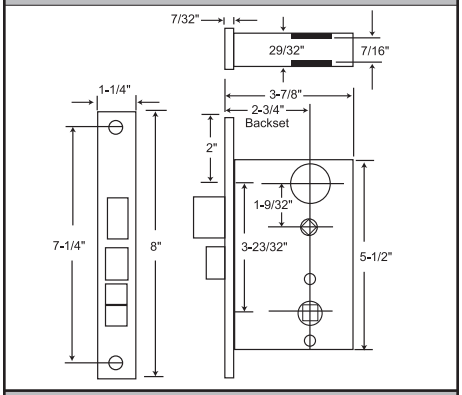

Series 9

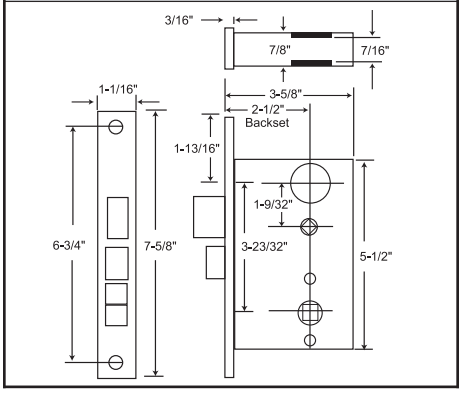

OPTIONS	CODE	PRICE
1-1/16" x 7-5/8" front	T	**25**
1-1/4" x 10" front, (A function, US 4 only), no mounting holes	U	**109**
1" x 7-1/8" front, (US 4 only)	W	**NC**
1-1/4" x 8" front	X	**25**
1-1/4" x 8-5/8" front (A function, US 4 only)	Y	**109**
1-1/16" x 8" front	Q	**25**
Pin and lever springs	B5	**37**
Screws with Dust Box	B10	**NC**
Solid latch for electric strike	E1	**20**
4-7/8" Strikes: 1 Left / 1 Right	S6	**13**

CYLINDER CAMS REQUIRED

All functions — 2101 Straight Cam

Series 7 — **Standard Features**

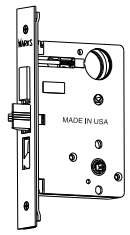

- Backset: 2-3/4"
- Bolt throw: Cast alloy full 1" throw
- Latch throw: 5/8" (anti-friction)
- Case: High pressure cast Zamac, baked enamel finish
- Front: 1-1/4" x 8", Flat or 3° bevel
- Hubs: 9/32" on square steel, w/ security separator

Series 9 — **Standard Features**

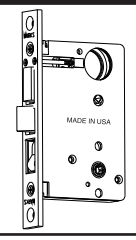

- Backset: 2-1/2"
- Bolt throw: Cast alloy full 1" throw
- Latch throw: Solid brass 1/2" throw, reversible
- Case: High pressure cast Zamac, baked enamel finish
- Front: 1-1/16" x 7-5/8", Flat or 3° bevel
- Hubs: 9/32" on square steel, w/ security separator

Grade 2 for Knobs & Levers

Series 7 2-3/4" Backset

Series 9 2-1/2" Backset

MARKS #	FUNCTION	ANSI #	FINISH GROUPS 3, 32D	FINISH GROUPS 10, 10B, 32
KEYED SINGLE CYLINDER, NO DEADBOLT				
D	OFFICE / VESTIBULE		**244**	**261**
DW	VESTIBULE			
KEYED SINGLE CYLINDER, WITH DEADBOLT				
A	ENTRANCE	F08, F10	**258**	**276**
B	ENTRANCE	F21		
F	DORMITORY	F12		
FS	DORMITORY			
FW	DORMITORY	F13		
KEYED DOUBLE CYLINDER, WITH DEADBOLT				
AC	ENTRANCE	F35	**289**	**307**
C	STOREROOM	F14		
FA	DORMITORY	F11		
FX	DORMITORY	F33		
KEYLESS				
N	PASSAGE	F01	**189**	**206**
L	BATHROOM	F02	**258**	**276**
LF	PRIVACY	F19		

MORTISE LOCK BODIES ARE PACKED 6 PER CASE

Mortise Deadlocks

Series 31

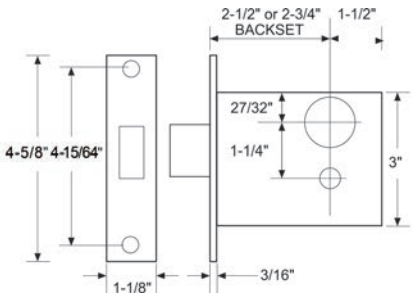

OPTIONS	CODE	PRICE
Security Strike: 4-7/8" x 1-1/4"	S4	11

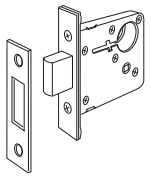

Standard Features

- Backset: Series 31: 2-3/4"
- Bolt throw: 1" stainless steel with hardened roll pins
- Case: Stamped Steel
- Front: 1-1/16" x 4-5/8" adjustable bevel
- Cylinder: Solid brass cylinder, 6-pin, "C" keyway, 2 keys
- Strike: #4035 (**Included**) 1-1/8" x 3-1/8"
- Strike: #4035-1 (Optional) 1-1/8" x 3-1/2"

Series 31 2-3/4" Backset

BHMA CERTIFIED

MARKS #	FUNCTION	ANSI #	FINISH GROUPS 3, 26D	FINISH GROUPS 3E, 10, 10B, 26, 32, 32D
—	LOCK ONLY	—	162	182
K	CYLINDER x TURNPIECE	E06071	214	235
L	COMMUNICATING SINGLE CYL.	E06081	192	213
M	DOUBLE CYLINDER	E06061	217	243
S	CLASSROOM (Specify Handing)	E06091	243	264
X	TURNPIECE ONLY		171	190

MORTISE LOCK BODIES ARE PACKED 6 PER CASE

Series 2 & 3

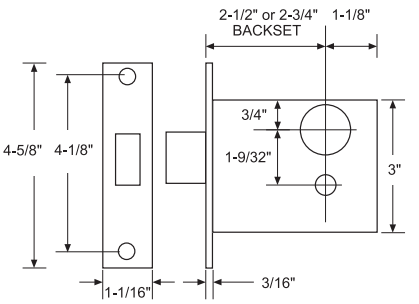

OPTIONS	CODE	PRICE
1-1/16" x 5-5/8" front	R	28

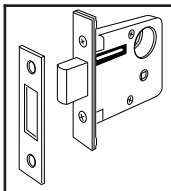

Standard Features

- Backset: Series 2: 2-1/2"; Series 3: 2-3/4"
- Bolt throw: 1"
- Case: High pressure cast
- Front: 1-1/16" x 4-5/8" flat or 3° bevel
- Cylinder: Solid brass cylinder, 6-pin, "C" keyway, 2 keys
- Strike: #4035 Included

Series 2 • 2-1/2" Backset
Series 3 • 2-3/4" Backset

MARKS #	FUNCTION	ANSI #	FINISH GROUPS 3, 26D	FINISH GROUPS 3E, 10, 10B, 26, 32, 32D
—	LOCK ONLY	—	114	134
K	CYLINDER x TURNPIECE	E06071	166	184
L	COMMUNICATING SINGLE CYL.	E06081	146	166
M	DOUBLE CYLINDER	E06061	176	195
S	CLASSROOM (Specify Handing)	E06091	195	216
X	TURNPIECE ONLY		122	141

MORTISE LOCK BODIES ARE PACKED 6 PER CASE

Series 5

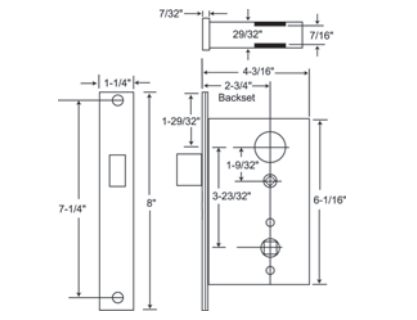

Series 55

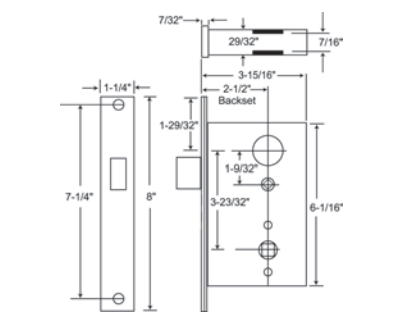

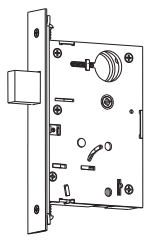

Standard Features

- Backset: Series 5: 2-3/4"; Series 55: 2-1/2"
- Bolt throw: Stainless steel full 1" throw
- Case: Stamped steel .090 thick, Zinc dichromate finish
- Front: 1-1/4" x 8" Adjustable bevel

Series 5 • 2-3/4" Backset
Series 55 • 2-1/2" Backset

BHMA CERTIFIED

MARKS #	FUNCTION	ANSI #	FINISH GROUPS 3, 32D	FINISH GROUPS 3E, 10, 10B, 32
T	DOUBLE CYLINDER	F16	326	339
P	CYLINDER x TURNPIECE	F17	300	320
S	**SINGLE CYLINDER***	F18	277	298
SC	**CLASSROOM***	F29	320	339

MORTISE LOCK BODIES ARE PACKED 6 PER CASE
***NOTE: Specify handing on "S" and "SC" functions**

OPTIONS	CODE	PRICE
1-1/16" x 7-5/8" front	T	26
1" x 7-3/4" front	V	26
1" x 1/16" front	Q	26
Lead lined mortise lock	F1	309

FOR ADDITIONAL DESIGNS, ASK FOR THE CUSTOM LOCK DIVISION CATALOG OR VISIT OUR WEBSITE @ WWW.MARKSUSA.COM
631-225-5400 • 1-800-526-0233 • Fax 631-225-6136 • ©2014 MARKS USA

Mortise Lockset Functions

ANSI #	TYPE	MARKS FUNCTION
F01	Non-Keyed	N
F02	Non-Keyed	L
F04	Single Cylinder	E
F05	Single Cylinder	J
F06	Single Cylinder	JM
F06	Single Cylinder	JR
F07	Single Cylinder	EW
F08	Single Cylinder	A
F09	Double Cylinder	G

ANSI #	TYPE	MARKS FUNCTION
F10	Single Cylinder	A
F11	Double Cylinder	FA
F12	Single Cylinder	F
F13	Single Cylinder	FW
F14	Double Cylinder	C
F15	Single Cylinder	H
F16	Deadbolt	T
F17	Deadbolt	P
F18	Deadbolt	S

ANSI #	TYPE	MARKS FUNCTION
F19	Non-Keyed	LF
F20	Single Cylinder	FD
F21	Single Cylinder	B
F22	Non-Keyed	LJ
F24	Double Cylinder	G
F25	Double Cylinder	C
F25	Double Cylinder	SO
F26	Single Cylinder	GL
F29	Deadbolt	SC

ANSI #	TYPE	MARKS FUNCTION
F30	Double Cylinder	WW
F31	Non-Keyed	EX
F32	Double Cylinder	GC
F33	Double Cylinder	FX
F34	Double Cylinder	FC
F35	Double Cylinder	AC

SINGLE CYLINDER FUNCTIONS

ANSI #	Cam	Strike	Marks Function I/S O/S
F04: OFFICE Latch by knob/lever either side except when outside knob/lever locked by stop-button in front; then by key outside. Auxiliary latch deadlocks latch. Inside always open.	2101	5036	E
F04: OFFICE Latch by knob/lever either side except when outside knob/lever locked by turn piece inside; then by key outside. Auxiliary latch deadlocks latch. Inside always open.	2101	5036	K
F05: CLASSROOM Latch by knob/lever either side except when outside knob/lever locked by key. When locked, latch bolt retracted by key. Inside always open. Auxiliary latch deadlocks latch.	2105	5036	J
F06: HOLDBACK "A" Latch by knob/lever either side except when outside knob/lever locked or unlocked by key. Auxiliary latch deadlocks latch. Inside always open. Inside knob/lever unlocks outside lever. Latch bolt can be locked in retracted position by locking inside hub. Can be used with blank outside trim.	2105	5036	JM
F06: HOLDBACK "B" Latch by knob/lever either side except when outside knob/lever locked or unlocked by key. Auxiliary latch deadlocks latch. Inside always open. Inside knob/lever will not unlock outside knob/lever. Latch bolt can be locked in retracted position by locking outside hub. Can not be used with blank outside trim.	2105	5036	JR
F07: STOREROOM Latch by knob/lever inside, key outside. Outside knob/lever always rigid. Auxiliary latch deadlocks latch. Inside always open.	2101	5036	EW
F08, F10: ENTRANCE Latch by knob/lever either side except when outside locked by stop-button; then by key outside, knob/lever inside. Deadbolt by key outside, turnpiece inside. Deadbolt deadlocks latch.	2102	9035	A
F12: DORMITORY Latch by knob/lever either side except when outside knob/lever locked by stop-button or projected deadbolt. Deadbolt by turnpiece inside. Inside knob/lever retracts latch and deadbolt simultaneously, leaving outside locked. Deadbolt deadlocks latch.	2102	9035	F
F13: DORMITORY Latch by knob/lever either side except when projected deadbolt locks outside knob/lever and deadlocks latch. Deadbolt and latch by key outside. Deadbolt by turnpiece inside. Inside knob/lever retracts latch and deadbolt simultaneously, automatically unlocking outside knob/lever.	2102	9035	FW
F15: HOTEL Inside knob/lever always free, outside rigid. Latch by knob/lever inside, key outside. (When deadbolt projected by turnpiece all keys are shut out except emergency key). Inside knob/lever retracts deadbolt and latch simultaneously. Auxiliary latch or deadbolt deadlocks latch. Indicator available.	2102	5035	H

SINGLE CYLINDER FUNCTIONS

ANSI #	Cam	Strike	Marks Function I/S O/S
F20: APARTMENT Latch by knob/lever either side except when outside locked by stop-button or projected deadbolt. Latch deadlocked by auxiliary latch or deadbolt. Deadbolt and latch by key outside. Deadbolt by turnpiece inside. Inside knob/lever retracts latch & deadbolt simultaneously, leaving outside locked.	2102	5035	FD
F21: ENTRANCE Latch by knob/lever either side. Deadbolt by key outside, turnpiece inside. Deadbolt deadlocks latch.	2102	9035	B
F26: INSTITUTIONAL PRIVACY Latch by knob/lever either side except when outside knob/lever locked by inside thumbturn. Latch deadlocked by auxiliary latch. Key outside opens latch. When outside locked, inside knob/lever retracts latch, automatically unlocking outside knob/lever.	I/S 2101 2105	5036	GL
OFFICE VESTIBULE: Latch by knob/lever either side except when outside knob/lever locked by stop-button in front; then by key outside.	2101	9035	D
VESTIBULE: Latch by knob/lever inside, key outside. Outside knob/lever always rigid.	2101	9035	D W
DORMITORY: Latch by knob/lever inside. Outside knob/lever always rigid. Deadbolt and latch by key outside. Deadbolt by turnpiece inside. When deadbolt is projected, latch is deadlocked. Inside knob/lever retracts latch and deadbolt simultaneously.	2102	9035	FS
SPECIAL PRIVACY: Inside knob/lever always free, outside rigid. Latch by knob/lever inside, key outside. Deadbolt by turnpiece inside, emergency release outside. Inside knob/lever retracts deadbolt and latch simultaneously. Auxiliary latch deadlocks latch.	2102	5035	LH
STOREROOM: Latch by thumbpiece inside. Key outside.	2101	9035	DN
STOREROOM: Latch by thumbpiece or knob/lever inside. Key outside. Auxiliary latch deadlocks latch.	2101	5036	EN

ELECTRIFIED FUNCTIONS

ANSI #	Cam	Strike	Marks Function I/S O/S
ELECTRICALLY LOCKED (Fail Safe): Outside always locked electrically. Open by key outside, switch or loss of power. Auxiliary latch deadlocks latch. Inside always open.	2101	5036	EL
ELECTRICALLY UNLOCKED (Fail Secure): Outside always locked until unlocked by key or electrically energized. Auxiliary latch deadlocks latch. Inside always open.	2101	5036	EU

Mortise Lockset Functions

DOUBLE CYLINDER FUNCTIONS

ANSI #	Cam	Strike	Marks Function
F09: ENTRANCE Latch by knob/lever either side except when outside knob/lever locked by key inside, latch retracted by key outside. Outside remains locked. Auxiliary latch deadlocks latch.	I/S 2101 / 2106	5036	I/S O/S: G
F11: DORMITORY Latch by knob/lever either side except when outside knob/lever locked by stop-button or projected deadbolt. Deadbolt by key either side. Inside knob/lever retracts latch and deadbolt simultaneously leaving outside locked. Deadbolt deadlocks latch.	I/S 2102	9035	FA
F14: STOREROOM Latch by knob/lever either side. Deadbolt by key either side. Deadbolt deadlocks latch.	I/S 2102	9035	C
F24: APARTMENT HANDLE Latch by thumbpiece either side except when outside is locked by key inside. When outside is locked, latch retracted by key outside or thumbpiece inside. Auxiliary latch deadlocks latch.	I/S 2101 / 2106	5036	G
F25: STOREROOM "B" Body Latch by thumbpiece either side. Deadbolt by key either side.	I/S 2102	9035	C
F25: STOREROOM Latch by thumbpiece either side except when outside thumbpiece locked by stop-button in front; then by key outside. Deadbolt by key both sides. Deadbolt deadlocks latch.	I/S 2102	9035	SO
F30: INSTITUTION Both knob/levers rigid. Auxiliary latch deadlocks latch. Latch by key either side.	I/S 2101	5036	WW
F32: INTRUDER LATCH BOLT Latch by knob/lever either side except when outside knob/lever is locked from inside or outside by key. Latch operated by key from inside or outside. Auxiliary latch, deadlocks latch. Inside always open.	I/S 2105	5036	GC
CLASSROOM SECURITY Latch bolt retracted by knob/lever from either side unless outside is locked by key from either side. Auxiliary latch deadlocks latch bolt when door is locked. Inside knob/lever is always free for immediate egress.	I/S 2101	5036	GG
CLASSROOM SECURITY Latch by lever either side except when outside lever is locked or unlocked by key from either side. With outside locked, exterior key will retract the latch allowing the outside to remain locked. Inside always free for egress. Auxiliary latch deadlocks latch.	I/S 2101 / 2105	5036	GJ
CLASSROOM SECURITY w/HOLDBACK Latch bolt retracted by knob/lever from either side unless outside is locked by key from either side. When locked, latch bolt retracted by key outside or knob/lever inside. Auxiliary latch deadlocks latch bolt when door is locked. Depress inside knob/lever and turn key 360° for holdback feature. Inside knob/lever always free for immediate egress.	I/S 2101 / 2105	5036	GR
F33: DORMITORY Latch by knob/lever either side except when projected deadbolt locks outside knob/lever and deadlocks latch. Deadbolt and latch by key either side. Inside knob/lever retracts latch and deadbolt simultaneously, automatically unlocking outside knob/lever.	I/S 2102	9035	FX
F33: DORMITORY Latch by knob/lever either side except when projected deadbolt locks outside knob/lever and deadlocks latch. Deadbolt and latch by key either side. Inside knob/lever retracts latch and deadbolt simultaneously, automatically unlocking outside knob/lever.	I/S 2102	5035	FC

DOUBLE CYLINDER FUNCTIONS (Con't)

ANSI #	Cam	Strike	Marks Function
F35: STORE DOOR Latch by knob/lever either side except when outside knob/lever locked by stop-button in front; then by key outside. Deadbolt by key either side. Deadbolt deadlocks latch.	I/S 2102	9035	AC

NON-KEYED FUNCTIONS

ANSI #	Strike	Marks Function
F01: PASSAGE Latch by knob/lever either side.	9035	I/S O/S: N
F02:BATHROOM* Latch by knob/lever either side. Deadbolt by turnpiece inside. Deadbolt deadlocks latch. To unlock from outside, remove emergency button, insert emergency key in access hole and turn. Optional coinkey assembly available.	9035	L
F19: PRIVACY* Latch by knob/lever either side except when projected deadbolt locks outside knob/lever and deadlocks latch. Deadbolt by turnpiece inside. Inside knob/lever retracts latch and deadbolt simultaneously, automatically unlocking outside knob/lever. To unlock from outside, remove emergency button, insert emergency key in access hole and turn. Optional coinkey assembly available.	9035	LF
F22: PRIVACY Latch by knob/lever either side except when outside knob/lever is locked by inside turnpiece. Turning inside knob/lever or closing door unlocks outside lever. To unlock from outside, remove emergency button, insert emergency key in access hole and turn. Optional coin key assembly available.	9035	LJ
F31: EXIT Latch by knob/lever inside, no trim outside. Auxiliary latch deadlocks latch. None removable blank trim: F26 option	5036	EX

DEADBOLT FUNCTIONS

	Cam	Strike	
F16: DEADLOCK Deadbolt by key either side.	I/S 2102 / 2102	9035	T
F17: DEADLOCK Deadbolt by key outside and turnpiece inside.	2102	9035	P
F18: DEADLOCK Deadbolt by key one side only.	2102	9035	S
F29: DEADLOCK Deadbolt by key outside. Inside turnpiece will retract but will not project deadbolt.	2102	9035	SC

DEADLOCK FUNCTIONS

	Cam	
E06072: CYLINDER BY TURNPIECE Deadbolt by inside turnpiece or outside key.	2102	K
E06082: COMMUNICATING SINGLE CYLINDER* Deadbolt by key from one side only.	2102	L
E06062: DOUBLE CYLINDER Deadbolt by key either side.	2102	M
E06092: CLASSROOM Deadbolt by outside key. Turnpiece will retract but not project deadbolt.	2102	S
TURNPIECE Deadbolt by inside turnpiece.	2102	X

***PRIVACY INDICATOR AVAILABLE**

FOR ADDITIONAL DESIGNS, ASK FOR THE CUSTOM LOCK DIVISION CATALOG OR VISIT OUR WEBSITE @ WWW.MARKSUSA.COM
631-225-5400 • 1-800-526-0233 • Fax 631-225-6136 • ©2014 MARKS USA

Mortise Lockset Parts

ROSES	RR: 2-9/16" dia.	RW: 2-9/16" dia.	RQ: 2-1/4" dia.	RS: 2-1/4" dia.	RX: 2-9/16" sq.	*RK: 2-9/16" sq.
					Wrought	Forged

Knob / Rose Kits

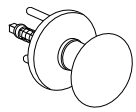
KRW10

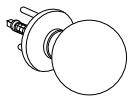
KRS20

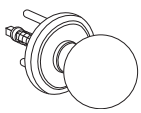
KRR30

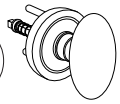
KRQ60

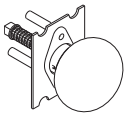
K-TEMP

ROSE WITH RING	PLAIN ROSE	SMALL ROSE W/RING	SMALL ROSE	DESCRIPTION	FINISH GROUPS 3	3E	10, 10B	15	26	32D	ROSE RK*
KRR10	KRW10	KRQ10	KRS10	Round knob/ball assembly	175	—	—	—	—	175	+100
KRR20	KRW20	KRQ20	KRS20	Ball knob/ball assembly							
KRR30	KRW30	KRQ30	KRS30	Ball knob/ball assembly	—	195	225	255	255	—	
KRR60	KRW60	KRQ60	KRS60	Eclipse knob/ball assembly							
					NO FINISH						
K-TEMP				Temporary Trim	59						
K-TEMP-G3				Temporary Trim less cyl	44						
Complete knob/rose assemblies both sides (includes spindles).											

Lever / Rose Kits

* Specify handing

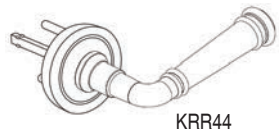
KRR44

KRQ55

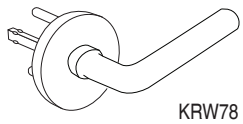
KRW78

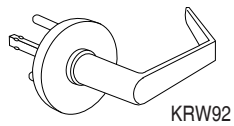
KRW92

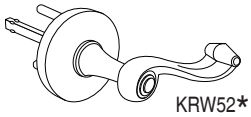
KRW52*

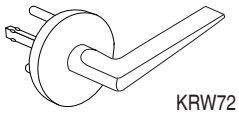
KRW72

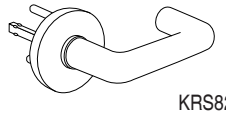
KRS82


KRW83*

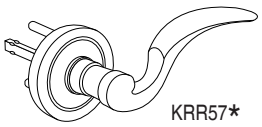
KRR57*

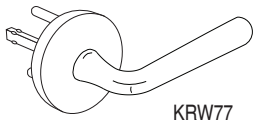
KRW77

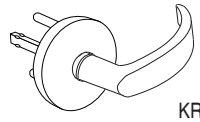
KRW86

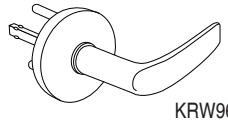
KRW96

PART #		DESCRIPTION	FINISH GROUPS 3E	4	10, 10B, 26	15	26D	32D	ROSE RK*
ROSE WITH RING RR	SMALL ROSE WITH RING RQ	Complete lever/rose assemblies both sides (includes spindles).							
KRR44	KRQ44	Stanhope lever/rose kit	186	280	280	280	280	—	+100 FOR ALL FINISHES
KRR57	KRQ57	Monaco lever/rose kit	186	280	280	280	—	—	
KRR55	KRQ55	Brompton lever/rose kit	186	280	280	280	—	—	
PLAIN ROSE RW	SMALL ROSE RS	Complete lever/rose assemblies both sides (includes spindles).							ROSE RK *
KRW52	KRS52	Madison lever/rose kit	280	280	—	280	132	—	+100 FOR ALL FINISHES
KRW72	KRS72	Towne lever/rose kit	280	280	280	280	317	—	
KRW77	KRS77	Maxwell lever/rose kit	280	280	280	280	317	298	
KRW78	KRS78	Omni lever/rose kit	280	280	280	280	317	298	
KRW82	KRS82	Plaza lever/rose kit	280	280	280	280	317	298	
KRW83	KRS83	Dayton lever/rose kit	280	280	280	280	317	298	
KRW86	KRS86	Crescent lever/rose kit	280	280	280	280	317	—	
KRW92	KRS92	American lever/rose kit	280	280	280	280	317	298	
KRW96	KRS96	Titan lever/rose kit	280	280	280	280	317	298	

Mortise Lockset Parts

Dummy Cylinder, Collars & Turnpieces

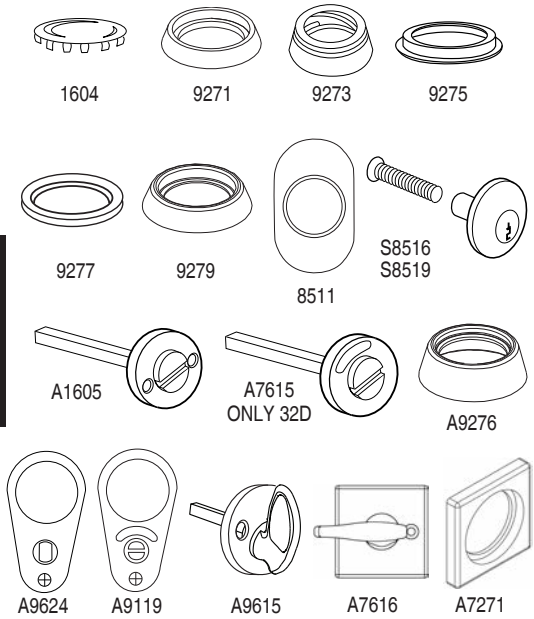

PART #	DESCRIPTION	FINISH GROUPS					
		3E	3, 26D	4	10, 10B, 26	32	32D
1604	Emergency hole cover	—	7	—	—	—	—
9271	Tapered collar, solid brass, 5/16" high	27	21	—	21	24	21
9273	Spring collar, 7/16" high	—	12	—	—	—	—
9275	Mortise spacer, wrought brass, 1/8" high	—	6	—	—	—	—
9277	Plastic spacer ring, 1/16"	4	—	—	—	—	—
9279	Tapered collar, wrought brass, 3/8" high	19	14	—	19	16	14
8511	Madison cylinder collar	103	—	—	—	—	—
S8516	Dummy cylinder, inside	37	37	—	37	—	—
S8519	Dummy cylinder, outside	37	37	—	37	—	—
A1605	Emergency coinkey	62	56	56	56	—	—
A7271	Square cylinder collar, 1-3/4" x 5/16"	38	32	—	32	35	32
A7615	Occupancy indicator	—	—	—	—	—	46
A7616	Square Turnpiece Rose	67	51	67	59	59	59
A9276	Collar, wrought brass w/insert, 1/2" high	—	19	—	25	25	25
A9624	Hotel indicator plate ass'y for rose trim	80	59	—	63	—	—
A9119	Occupancy indicator plate ass'y for rose trim	—	91	—	—	—	—
A9615	Turnpiece	57	41	57	48	—	48

Strikes

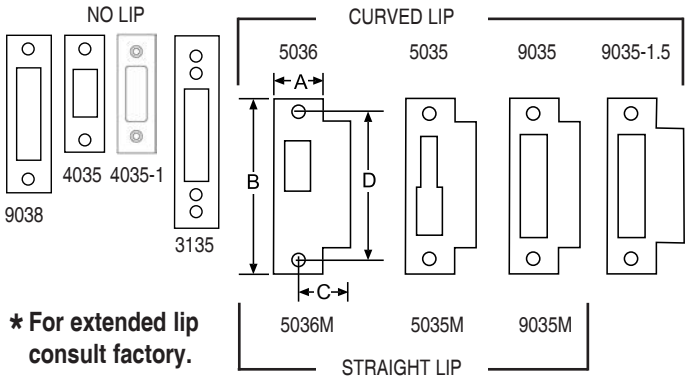

*** For extended lip consult factory.**

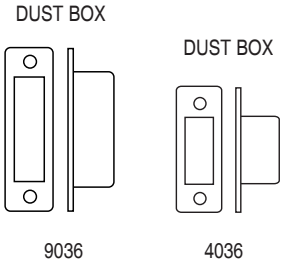

TYPE	PART #	A	B	C*	D	FINISH GROUPS	
						S3	3, 10, 10B, 32, 32D
No Lip	4035	1-1/8"	3-1/2"	—	—	6	14
	4035-1	1-1/8"	3-1/8"	3-1/2"	2-1/2"		
	9038	1-1/8"	4-7/8"	—	2-1/2"	7	—
	3135	1-1/4"	4-7/8"	—	—	—	19
Curved Lip	5035 †	1-1/4"	4-7/8"	1-1/4"	4-1/8"	—	21
	5036 †	1-1/4"	4-7/8"	1-1/4"	4-1/8"	—	21
	9035	1-1/4"	4-7/8"	1-1/4"	4-1/8"	7	21
	9035-1.5	1-1/4"	4-7/8"	1-1/2"	4-1/8"	—	32
Straight Lip	5035M †	1-1/4"	4-7/8"	7/8"	4-1/8"	—	24
	5036M †	1-1/4"	4-7/8"	7/8"	4-1/8"	—	24
	9035M	1-1/4"	4-7/8"	7/8"	4-1/8"	—	24
Dust Box	9036	Dust box for 9038 strike, plastic				7	—
	4036	Dust box for 4035 strike, plastic				5	—

† Specify handing.
Extended lip strikes from 1-1/4" - 2", Add $16.
***Extended lip strikes over 2", consult factory.**

Spindles

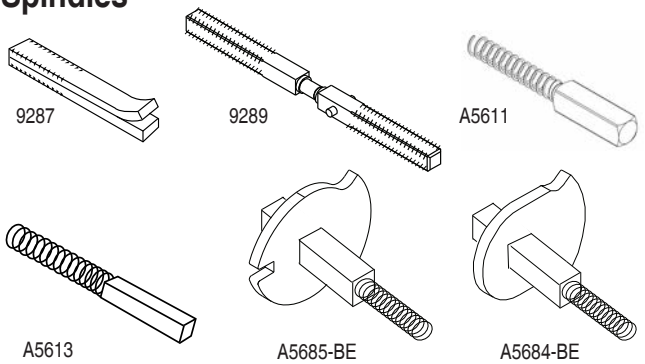

PART #	DESCRIPTION	
9287	2-1/2" LONG, HOOK SPINDLE, 2 PIECE	12
9289	4-3/4" LONG, SWIVEL SPINDLE	12
A5611	SPINDLE/SPRING ASSEMBLY FOR LEVERS, 5/16", 1" L	12
A5613	SPINDLE/SPRING ASSEMBLY FOR LEVERS, 5/16", 1-5/8" L	12
A5685-BE	CAM/SPINDLE SPRING ASSEMBLY EXTERIOR	21
A5684-BE	CAM/SPINDLE SPRING ASSEMBLY INTERIOR	21

FOR ADDITIONAL DESIGNS, ASK FOR THE CUSTOM LOCK DIVISION CATALOG OR VISIT OUR WEBSITE @ WWW.MARKSUSA.COM
631-225-5400 • 1-800-526-0233 • Fax 631-225-6136 • ©2014 MARKS USA

Trim Lock Parts

PLATE/ROSE DESIGN		3	3E	10	10B	15	26D	32D
BARRIER BA	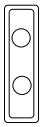	—	—	—	—	—	—	205
CLASSIC CL	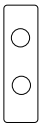	71	—	71	71	—	72	84
CAPITOL CP	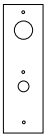	116	—	114	114	—	—	105
CROWN CR	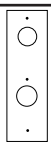	146	—	166	166	146	146	166
DRAKE DR		177	—	193	193	177	177	182
DAVOS DV	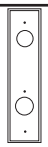	239	—	260	260	239	239	242
MADISON MA		—	192	—	—	224	—	—
SCHOOL LA	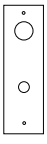	—	—	—	—	—	—	166

PLATE/ROSE DESIGN		3	3E	10	10B	15	26D	32D
NEW YORKER NY 10" PLATE	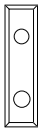	41	—	—	—	—	50	—
NEW YORKER NS 7" PLATE	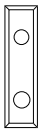	30	—	—	—	—	41	—
TOWNE TN	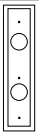	—	192	—	—	225	—	—
WHARTON WT		—	210	—	—	240	—	—
2-9/16" DIA. ROSE W-RING RR		97	126	117	117	106	97	97
2-9/16" DIA. PLAIN ROSE RW		97	126	117	117	106	97	97
2-1/4" DIA. SMALL ROSE W-RING RQ		97	126	117	117	106	97	97
2-1/4" DIA. SMALL ROSE RS		97	126	117	117	106	97	97
2-9/16" SQ. SQUARE ROSE RX		97	126	117	117	106	97	97
2-9/16" SQ. SQUARE ROSE RK	OUTSIDE INSIDE	162	190	181	181	171	162	162
		172	200	191	191	181	172	172
SQUARE TURNPIECE ROSE A7616		51	67	59	59	59	59	59

Trim Lock Parts

Knob / Lever Design

KNOB/LEVER		FINISH GROUPS								
		3	3E	4	10	10B	15	26	26D	32D
ROUND KNOB	10	86	—	—	105	105	—	105	105	87
BALL KNOB	20	86	—	—	105	105	—	105	105	87
BALL KNOB	30	—	146	—	—	—	183	183	—	—
ECLIPSE KNOB	60	—	146	—	—	—	183	183	—	—
STANHOPE LEVER	44	—	176	176	194	194	176	194	176	—
MADISON LEVER	52	146	176	176	194	194	176	194	176	—
MONACO LEVER	57	—	176	176	194	194	176	194	176	—
BROMPTON LEVER	55	—	176	176	194	194	176	194	176	—
TOWNE LEVER	72	146	176	176	194	194	176	194	176	172
MAXWELL LEVER	77	146	176	176	194	194	176	194	176	172
OMNI LEVER	78	146	176	176	194	194	176	194	176	172
PLAZA LEVER	82	146	176	176	194	194	176	194	176	172
DAYTON LEVER	83	146	176	176	194	194	176	194	176	172
CRESCENT LEVER	86	146	176	176	194	194	176	194	176	172
AMERICAN LEVER	92	146	176	176	194	194	176	194	176	172
TITAN LEVER	96	146	176	176	194	194	176	194	176	172

FOR ADDITIONAL DESIGNS, ASK FOR THE CUSTOM LOCK DIVISION CATALOG OR VISIT OUR WEBSITE @ WWW.MARKSUSA.COM
631-225-5400 • 1-800-526-0233 • Fax 631-225-6136 • ©2014 MARKS USA

Trim Lock Parts

Handle Design

	CT11-19 Claremont 16-1/4" x 2" x 3/8"	CR41-39 Crown 16" x 3-7/32" x 11/16"	GC11-39 Grand Crown 16" x 2-5/32" x 3/8"	GM11-19 Grand Madison 17" x 2-1/8" x 3/8"	GT11-39 Grand Towne 16-3/4" x 2-1/4" x 3/8"
	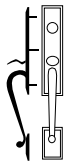	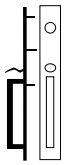	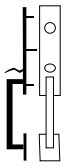	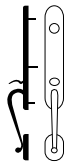	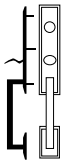
3E	427	427	427	356	427
15	480	480	480	408	480

	MA11-19 Madison 15-1/2" x 2-5/32" x 3/8"	TN41-39 Towne 16-3/8" x 2-1/4" x 3/8"	WT11-19 Wharton 16-1/4" x 3" x 3/8"
	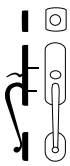	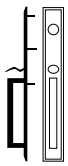	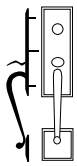
3E	356	427	445
15	408	480	498

Mortise Door Accessories

Recess Stainless Steel Door Pulls

TP015

TP046

MARKS #	PRICE
TP015	**30**
TP046	**30**

How To Order Cylindrical Locksets

How To Order Example for Cylindrical Locksets					
195	N	/	26D	—	G3
1. Lockset Series	*2. Marks Function*	*Slash*	*3. FInish*	*Dash*	*4. Options*

1 SERIES

Cylindrical Locksets:	110, 110R, 210, 210R, 180, 180R, 280, 280R, 170, 170R, 270, 270R, 370, 470, 470R, 175, 175R, 195, 195R, 295, 295R, 395, 495, 495R

2 CYLINDRICAL FUNCTIONS

MARKS #		FUNCTION	ANSI #
N	—	PASSAGE	F75
L	—	PRIVACY	F76
LK	—	HOSPITAL/PRIVACY	F76 MOD.
P	—	PATIO	F77
DC	RDC	COMMUNICATING	F80
A	RA	ENTRY	F81
B	RB	ENTRY	F82A
AQ	—	EXIT	F83
S	RS	CLASSROOM	F84
F	RF	STOREROOM	F86
DW	RDW	INSTITUTION	F87
DA	RDA	VESTIBULE	F88
FQ	—	EXIT	F89
T	RT	CORRIDOR	F90
TK	—	HOSPITAL/PRIVACY	F90 MOD.
GB	RGB	STORE DOOR *(95 SERIES ONLY)*	F91
BS	—	SERVICE STATION LOCK	F92
H	—	HOTEL	F93
AB	RAB	ENTRANCE	F109
DB	RDB	CLASSRM. INTRUDER	F110
NB	—	COMMUNICATING PASSAGE	F111
FB		COMMUNICATING STOREROOM	F112
SB	RSB	COMMUNICATING CLASSROOM	F113
FEL	RFEL	ELECTRONICALLY LOCKED	
FEU	RFEU	ELECTRONICALLY UNLOCKED	
DUMMY TRIM			
DO		DUMMY TRIM OUTSIDE	
DT		FULL DUMMY	

3 FINISH

MARKS #		ANSI #
US 3	Polished Brass, Clear Coated	605
US 4	Satin Brass, Clear Coated	606, 606E
US 10	Satin Bronze, Clear Coated	612E
US 10B	Dark Bronze, Clear Coated	613E
US 26	Polished Chrome, Plated	625
US 26D	Satin Chrome, Plated	626
US 32	Polished Stainless Steel	629
US 32D	Satin Stainless Steel	630

4 OPTIONS

TRIM MODIFICATIONS	CODE	PRICE
Tactile knob/lever, coated ext. only	A1	54
Tactile knob/lever, knurled	A4	54
Large rose 3-1/8" diameter	A8	11
Tactile knob/lever, coated int. & ext.	A18	105
DOOR THICKNESS	**CODE**	**PRICE**
2" (50 mm)	D1	NC
2-1/4" (57mm)	D2	44
Over 2-3/8" - 4"	D9	533
LATCH	**CODE**	**PRICE**
2-3/4" backset, 1-1/8" x 2-1/4" face	E4	NC
2-3/8" backset, 1" x 2-1/4" face	E6	NC
2-3/4" backset, 9/16" throw, Gr. 1, UL Listed	E7	87
2-3/4" backset, 3/4" throw, Gr. 1	E8	222
5" backset, 9/16" throw, Gr. 1	E9	35
3-3/4" backset, 9/16" throw, Gr. 1	E10	35
2-3/8" backset, 1-1/8" x 2-1/4" face	E11	9
2-3/4" backset, 1" x 2-1/4" face	E12	9
TRIM CHANGES	**CODE**	**PRICE**
Yale conventional	F7	18
Sargent conventional cylinder	F8	18
Corbin conventional cylinder	F9	18
Corbin 6 pin IC core	F12	27
Corbin 7 pin IC core	F13	27
Yale 6 pin IC core	F14	18
Yale 7 pin IC core	F15	18
Schlage 6 pin IC core	F19	18
Sargent IC core	F20	18
Medeco IC core large format	F21	18
CYLINDER	**CODE**	**PRICE**
Special optional keyway	G2	35
Less cylinder	G3	Deduct 15
STRIKE	**CODE**	**PRICE**
4-7/8" ASA strike	S1	9
2-3/4" "T" strike	S3	NC

FOR ADDITIONAL DESIGNS, ASK FOR THE CUSTOM LOCK DIVISION CATALOG OR VISIT OUR WEBSITE @ WWW.MARKSUSA.COM
631-225-5400 • 1-800-526-0233 • Fax 631-225-6136 • ©2014 MARKS USA

80 LINE GRADE 1 CYLINDRICAL KNOBSETS

BHMA CERTIFIED	ANSI-A156.2 • Grade 1 3 Hour Fire Rating	c UL us LISTED	Series 180/180R • 2-3/4" Backset Series 280/280R • 2-3/4" Backset

80 Series Knobsets Shown Below

Standard Features

- Backset: 2-3/4"
- Latch #1834, Front: 1-1/8" x 2-1/4"
- Throw: 9/16"; Stainless steel nose
- Knobs: 2-1/4" dia. (180) round; 2-3/16" dia. (280) ball
- Roses: Adjustable both sides; Steel reinforced 2-3/4" dia.
- Strike: #1135, 4-7/8" ASA curved lip strike
- Door thickness: 1-5/8" to 1-7/8"
- Cylinder: MARKS "C" keyway, 6 pin w/ 2 keys

MARKS #		FUNCTION	ANSI #	FINISH GROUPS	
COMM. CYL.	IC CORE CYL.*			3❖, 32D	10, 10B, 32
N	—	PASSAGE	F75	**389**	**424**
L	—	PRIVACY	F76	**393**	**428**
P	—	PATIO	F77	**393**	**428**
DC	RDC ❖	COMMUNICATING	F80	**456**	**491**
A	RA ❖	ENTRY	F81	**414**	**449**
B	RB ❖	ENTRY	F82A	**414**	**449**
AB	RAB ❖	ENTRY	F109	**414**	**449**
AQ	—	EXIT	F83	**403**	**438**
S	RS ❖	CLASSROOM	F84	**414**	**449**
F	RF ❖	STOREROOM	F86	**414**	**449**
DW	RDW ❖	INSTITUTION	F87	**456**	**491**
DA	RDA ❖	VESTIBULE	F88	**456**	**491**
FQ	—	EXIT	F89	**403**	**438**
T	RT ❖	CORRIDOR	F90	**424**	**459**
TK	—	HOSPITAL/PRIVACY MOD.	F90 MOD.	**424**	**459**
BS	RBS ❖	SERVICE STATION LOCK	F92	**425**	**460**
DB	—	CLASSROOM INTRUDER	F110	**503**	**538**
DO	—	DUMMY TRIM OUTSIDE	—	**235**	**253**
DT	—	FULL DUMMY TRIM	—	**324**	**359**
NB	—	COMMUNICATING PASSAGE	F111	**357**	**375**
FB	RFB ❖	COMMUNICATING STOREROOM	F112	**410**	**428**
SB	RSB ❖	COMMUNICATING CLASSROOM	F113	**410**	**428**

KNOBS ARE PACKED 12 PER CASE

NOTE: Split designs and/or finishes are priced at the highest design and/or finish • Special finishes, consult factory

• IC Core Models: Tailpieces included, core not included

❖ IC Core Models in **US3 Finish: Add $42.00 to list price**

OPTIONS	CODE	PRICE
For 2" doors	D1	**NC**
For 2-1/4" doors	D2	**48**
2-3/8" backset, 1" x 2-1/4" face	E6	**NC**
2-3/4" backset, 3/4" throw, Gr. 1	E8	**245**
5" backset, 9/16" throw, Gr. 1	E9	**39**
3-3/4" backset, 9/16" throw, Gr. 1	E10	**39**
Less cylinder	G3	**Deduct 15**
2-3/4" "T" strike	S3	**NC**

180 Series Knobset Shown Below

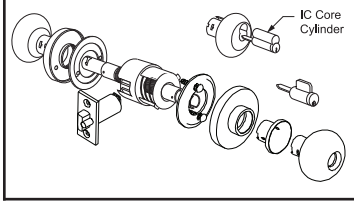

280 Series Knobset Shown Below

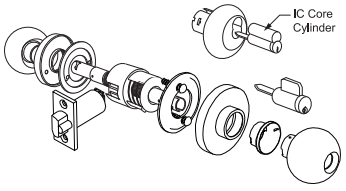

★Standard & HI-SECURITY™ IC Core Models:

Interchangeable Core models for 6 or 7 pin cores (not included).

Accepts: Marks, Marks HI-SECURITY™, Medeco®, KeyMark™, Falcon, Schlage® small format & Best®. **IC Core Tailpieces ARE Included.**

631-225-5400 • 1-800-526-0233 • Fax 631-225-6136 • ©2014 MARKS USA

10 LINE GRADE 2 CYLINDRICAL KNOBSETS

BHMA CERTIFIED	ANSI-A156.2 • Grade 2 Plus 3 Hour Fire Rating	c UL us LISTED	Series 110/110R • 2-3/8" Backset Series 210/210R • 2-3/8" Backset

10 Series Knobsets Shown Below

Standard Features

- Backset: 2-3/8"
- Latch #1138, Front: 1" x 2-1/4"; Throw: 1/2"; Stainless steel nose
- Knobs: 2-1/4" dia. (110) round; 2-3/16" dia. (210) ball
- Roses: Adjustable both sides; Steel reinforced 2-3/4" dia.
- Strike: #1136, 2-3/4" "T" strike
- Door thickness: 1-5/8" to 1-7/8"
- Cylinder: MARKS "C" keyway, 6 pin w/ 2 keys

MARKS #		FUNCTION	ANSI #	FINISH GROUPS	
COMM. CYL.	IC CORE CYL.*			3❖, 32D	10, 10B, 32
N	—	PASSAGE	F75	**132**	**167**
L	—	PRIVACY	F76	**158**	**193**
P	—	PATIO	F77	**160**	**195**
DC	RDC ❖	COMMUNICATING	F80	**211**	**246**
A	RA ❖	ENTRY	F81	**186**	**221**
B	RB ❖	ENTRY	F82A	**186**	**221**
AB	RAB ❖	ENTRY	F109	**186**	**221**
AQ	—	EXIT	F83	**174**	**209**
S	RS ❖	CLASSROOM	F84	**186**	**221**
F	RF ❖	STOREROOM	F86	**186**	**221**
DW	RDW ❖	INSTITUTION	F87	**212**	**247**
DA	RDA ❖	VESTIBULE	F88	**212**	**247**
FQ	—	EXIT	F89	**174**	**209**
T	RT ❖	CORRIDOR	F90	**197**	**232**
DO	—	DUMMY TRIM OUTSIDE	—	**137**	**155**
DT	—	FULL DUMMY TRIM	—	**144**	**179**
NB	—	COMMUNICATING PASSAGE	F111	**141**	**159**
FB	RFB ❖	COMMUNICATING STOREROOM	F112	**198**	**216**
SB	RSB ❖	COMMUNICATING CLASSROOM	F113	**198**	**216**

KNOBS ARE PACKED 12 PER CASE

NOTE: Split designs and/or finishes are priced at the highest design and/or finish • Special finishes, consult factory

• IC Core Models: Tailpieces included, core not included

❖ IC Core Models in **US3 Finish: Add $42.00 to list price**

OPTIONS	CODE	PRICE
For 2" doors	D1	**NC**
For 2-1/4" doors	D2	**50**
2-3/4" backset, 1-1/8" x 2-1/4" face	E4	**NC**
2-3/4" backset, 9/16" throw, Gr. 1, UL Listed	E7	**41**
2-3/4" backset, 3/4" throw, Gr. 1	E8	**257**
Solid latch for electric strike	E9	**41**
3-3/4" backset, 9/16" throw, Gr. 1	E10	**41**
Less cylinder	G3	**Deduct 15**
4-7/8" ASA strike with curved lip	S1	**12**

110 Series Knobset Shown Below

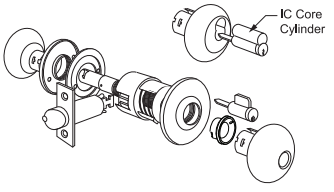

210 Series Knobset Shown Below

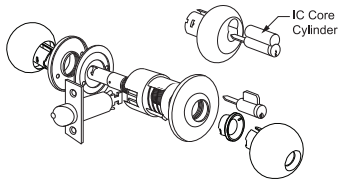

★Standard & HI-SECURITY™ IC Core Models:

Interchangeable Core models for 6 or 7 pin cores (not included).

Accepts: Marks, Marks HI-SECURITY™, Medeco®, KeyMark™, Falcon, Schlage® small format & Best®. **IC Core Tailpieces ARE Included.**

95 LINE GRADE 1 CYLINDRICAL SURVIVOR LEVERSETS

BHMA CERTIFIED

ANSI-A156.2 • Grade 1
3 Hour Fire Rating

c UL us LISTED

SURVIVOR SERIES

Series 195/195R, 295/295R, 395, 495/495R • 2-3/4" Backset

95 Series Leversets Shown Below

Standard Features

- Backset 2-3/4"
- Latch #1834, Front: 1-1/8" x 2-1/4"; Throw: 9/16"; Stainless steel nose
- Levers: Solid cast Zamac; w/ 1/2" return (except 395 & 495)
- Roses: Thru-bolted, 3-7/16" dia., spring loaded 2-#10 thru-bolts
- Strike: #1135, 4-7/8" ASA curved lip strike
- Door thickness: 1-5/8" to 1-7/8"; ***For 1-3/8" door use K1904 spacer***
  Cylinder: MARKS "C" keyway, 6 pin w/ 2 keys

MARKS #		FUNCTION	ANSI #	FINISH GROUPS	
COMM. CYL.	IC CORE CYL.*			3, 26D	4, 10, 10B, 26
N	—	PASSAGE	F75	373	445
L	—	PRIVACY	F76	394	470
LK	—	HOSPITAL/PRIVACY	F76 MOD.	420	495
P	—	PATIO	F77	389	465
DC	RDC	COMMUNICATING	F80	452	525
A	RA	ENTRY	F81	410	485
B	RB	ENTRY	F82A	410	485
AB	RAB	ENTRY	F109	410	485
AQ	—	EXIT	F83	399	475
S	RS	CLASSROOM	F84	410	485
F	RF	STOREROOM	F86	410	485
DW	RDW	INSTITUTION	F87	452	525
DA	RDA	VESTIBULE	F88	452	525
FQ	—	EXIT	F89	399	475
T	RT	CORRIDOR	F90	420	495
TK	RTK	HOSPITAL/PRIVACY	F90 MOD.	389	465
GB	RGB	STORE DOOR	F91	558	625
BS	RBS	SERVICE STATION LOCK	F92	420	495
H	—	HOTEL	F93	462	535
DB	RDB	CLASSROOM INTRUDER	F110	499	575
DO	—	DUMMY TRIM OUTSIDE	—	231	305
DT	—	FULL DUMMY TRIM	—	331	405
NB	—	COMMUNICATING PASSAGE	F111	352	425
FB	RFB	COMMUNICATING STOREROOM	F112	404	480
SB	RSB	COMMUNICATING CLASSROOM	F113	404	480
FEL	RFEL	**ELECTRICALLY LOCKED***	—	600	675
FEU	RFEU	**ELECTRICALLY UNLOCKED***	—	600	675

Marks USA Antimicrobial Finish Available - Option Code: AM - Add $30 ***LEVERS ARE PACKED 6 PER CASE***

NOTE: Split designs and/or finishes are priced at the highest design and/or finish • Special finishes, consult factory

***ELECTRIFIED FUNCTIONS: 100% Duty Cycle 24V AC/DC, supplied with bridge rectifier : EU - 210 ma; EL - 125 ma**

• IC Core Models: Tailpieces included, core not included

OPTIONS	CODE	PRICE - 195	295	395	495
For 2" doors	D1	NC	NC	NC	NC
For 2-1/4" doors	D2	50	50	50	50
Over 2-1/4" - 4" thickness	D9	617	617	617	617
2-3/8" backset, 1" x 2-1/4" face	E6	NC	NC	NC	NC
2-3/4" backset, 3/4" throw, Gr. 1	E8	257	257	257	257
5" backset, 9/16" throw, Gr. 1	E9	41	41	41	41
3-3/4" backset, 9/16" throw, Gr. 1	E10	41	41	41	41
Less cylinder	G3	Deduct 15	-15	-15	-15
2-3/4" "T" strike	S3	NC	NC	NC	NC
AMERICAN LEVER ONLY Accepts:					
Yale conventional	F7	21	—	—	—
Sargent conventional cylinder	F8	21	21	—	—
Corbin conventional cylinder	F9	21	21	—	—
Corbin 6 pin IC core	F12	30	30	—	—
Corbin 7 pin IC core	F13	30	—	—	—
Yale 6 pin IC core	F14	21	21	—	—
Yale 7 pin IC core	F15	21	—	—	—
Schlage 6 pin IC core	F19	21	21	—	—
Sargent IC core	F20	21	21	—	—
AMERICAN & CRESCENT LEVER ONLY Accepts:					
Medeco IC core large format	F21	21	21	—	—

195 Series Leverset Shown Below

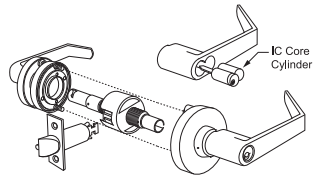

295 Series Leverset Shown Below

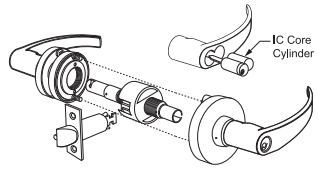

395 Series Leverset Shown Below

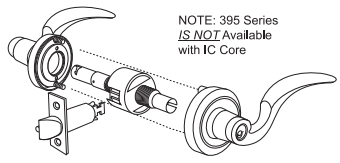

495 Series Leverset Shown Below

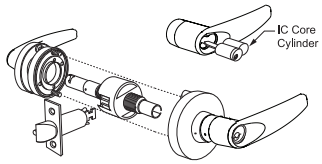

★ **Standard & HI-SECURITY™ IC Core Models:** Interchangeable Core models for 6 or 7 pin cores (not included). **Accepts:** Marks, Marks HI-SECURITY™, Medeco®, KeyMark™, Falcon, Schlage® small format & Best®. **IC Core Tailpieces ARE Included.**

75 LINE GRADE 2 CYLINDRICAL SURVIVOR LEVERSETS

BHMA CERTIFIED

ANSI-A156.2 • Grade 2 Plus
3 Hour Fire Rating

c UL us LISTED

SURVIVOR SERIES
Series 175/175R, 275/275R, 375, 475/475R • 2-3/4" Backset

75 Series Leverset Shown Below

Standard Features

- Backset: 2-3/4"
- Latch #1134, Front: 1-1/8" x 2-1/4"; Throw: 1/2"; Stainless steel nose
- Levers: Solid cast Zamac; w/ 1/2" return (except 370 & 470)
- Roses: Thru-bolted, 3-1/4" dia., spring loaded 2-#10 thru-bolts
- Strike: #1145, ASA strike
- Door thickness: 1-5/8" to 1-7/8"; ***For 1-3/8" door use K1704 spacer***
- Cylinder: MARKS "C" keyway, 6 pin w/ 2 keys

MARKS #		FUNCTION	ANSI #	175	275, 375, 475	175, 275, 375, 475
COMM. CYL.	IC CORE CYL.*			26D	26D	3, 4, 10, 10B, 26
N	—	PASSAGE	F75	**172**	**188**	**207**
L	—	PRIVACY	F76	**210**	**226**	**245**
P	—	PATIO	F77	**186**	**202**	**221**
DC	RDC	COMMUNICATING	F80	**249**	**272**	**284**
A	RA	ENTRY	F81	**210**	**226**	**245**
B	RB	ENTRY	F82A	**210**	**226**	**245**
AB	RAB	ENTRY	F109	**210**	**226**	**245**
AQ	—	EXIT	F83	**198**	**214**	**233**
S	RS	CLASSROOM	F84	**210**	**226**	**245**
F	RF	STOREROOM	F86	**210**	**226**	**245**
DW	RDW	INSTITUTION	F87	**256**	**272**	**291**
DA	RDA	VESTIBULE	F88	**256**	**272**	**291**
FQ	—	EXIT	F89	**198**	**214**	**233**
T	RT	CORRIDOR	F90	**221**	**238**	**256**
BS	RBS	SERVICE STATION LOCK	F92	**221**	**238**	**256**
H	—	HOTEL	F93	**268**	**284**	**303**
DO	—	DUMMY TRIM OUTSIDE	—	**76**	**92**	**110**
DT	—	FULL DUMMY TRIM	—	**142**	**162**	**177**
NB	—	COMMUNICATING PASSAGE	F111	**152**	**167**	**185**
FB	RFB	COMMUNICATING STOREROOM	F112	**221**	**238**	**257**
SB	RSB	COMMUNICATING CLASSROOM	F113	**221**	**238**	**257**

Marks USA Antimicrobial Finish Available - Option Code: AM - Add $30 ***LEVERS ARE PACKED 6 PER CASE***

NOTE: Split designs and/or finishes are priced at the highest design and/or finish • Special finishes, consult factory

• IC Core Models: Tailpieces included, core not included

OPTIONS	CODE	PRICE - 175	275	375	475
For 2" doors	D1	**NC**	**NC**	**NC**	**NC**
For 2-1/4" doors	D2	**48**	**48**	**48**	**48**
2-3/8" backset, 1" x 2-1/4" face	E6	**NC**	**NC**	**NC**	**NC**
2-3/4" backset, 9/16" throw, Gr. 1, UL Listed	E7	**39**	**39**	**39**	**39**
2-3/4" backset, 3/4" throw, Gr. 1	E8	**245**	**245**	**245**	**245**
5" backset, 9/16" throw, Gr. 1	E9	**39**	**39**	**39**	**39**
3-3/4" backset, 9/16" throw, Gr. 1	E10	**39**	**39**	**39**	**39**
Less cylinder	G3	**Deduct 15**	**-15**	**-15**	**-15**
2-3/4" T strike	S3	**NC**	**NC**	**NC**	**NC**
AMERICAN LEVER ONLY Accepts:					
Yale conventional	F7	**20**	**—**	**—**	**—**
Sargent conventional cylinder	F8	**20**	**20**	**—**	**—**
Corbin conventional cylinder	F9	**20**	**20**	**—**	**—**
Corbin 6 pin IC core	F12	**30**	**30**	**—**	**—**
Corbin 7 pin IC core	F13	**30**	**—**	**—**	**—**
Yale 6 pin IC core	F14	**20**	**20**	**—**	**—**
Yale 7 pin IC core	F15	**20**	**20**	**—**	**—**
Schlage 6 pin IC core	F19	**20**	**20**	**—**	**—**
Sargent IC core	F20	**20**	**20**	**—**	**—**
AMERICAN & CRESCENT LEVER ONLY Accepts:					
Medeco IC core large format	F21	**20**	**20**	**—**	**—**

175 Series Leverset Shown Below

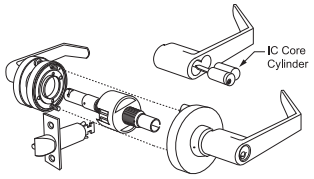

275 Series Leverset Shown Below

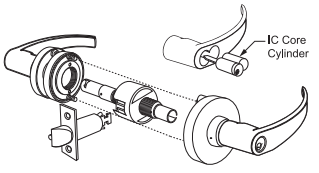

375 Series Leverset Shown Below

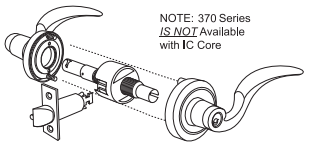

475 Series Leverset Shown Below

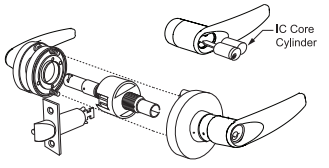

★ **Standard & HI-SECURITY™ IC Core Models:** Interchangeable Core models for 6 or 7 pin cores (not included). **Accepts:** Marks, Marks HI-SECURITY™, Medeco®, KeyMark™, Falcon, Schlage® small format & Best®. **IC Core Tailpieces ARE Included.**

FOR ADDITIONAL DESIGNS, ASK FOR THE CUSTOM LOCK DIVISION CATALOG OR VISIT OUR WEBSITE @ WWW.MARKSUSA.COM

631-225-5400 • 1-800-526-0233 • Fax 631-225-6136 • ©2014 MARKS USA

Residential Interior Cylindrical Locksets

ANSI-A156.2 Grade 2; 3 Hour Fire Rating		c UL us LISTED	1 Year Limited Mechanical Warranty
1120 Series Knobset Shown Below		Standard Features	
	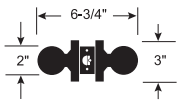	• Knobs: 2" diameter ball; Roses: 3" diameter • Backset: 2-3/8" standard, 2-3/4" optional • Latch: Stainless steel latch bolt, 1/2" throw; 1" x 2-1/4" front on 2-3/8" backset; 1-1/8" x 2-1/4" front on 2-3/4" backset • Cylinder: Marks "C" keyway, 6 pin w/ 2 keys • Strike: 2-3/4" "T" standard, 4-7/8" ASA optional • Door Thickness: 1-3/8" to 1-3/4" • Life Test: 400,000 cycles minimum	

MARKS #	FUNCTION	ANSI #	FINISH GROUPS
			3, 32D
N	PASSAGE	F75	64
L	PRIVACY	F76	67
AB	ENTRY	F109	97
F	STOREROOM	F86	97
DO	DUMMY TRIM OUTSIDE	—	44
			KNOBS ARE PACKED 20 PER CASE

OPTIONS	CODE	PRICE
2-3/4" Backset, 1-1/8" x 2-1/4" face	E4	10
4-7/8" ASA Strike	S1	12
KEYING		**PRICE**
Keyed Different **(KD)** Standard		NC
Keyed Alike **(KA)** Optional		NC
Master Keyed **(MK)** Optional		20
Grand Master Keyed **(GMK)** *Optional*		20
Great Grand Master Keyed **(GGMK)** *Optional*		20
Great Great Grand Master Keyed **(GGGMK)** *Optional*		20

OPTIONS	CODE	PRICE
2-3/4" Backset, 1-1/8" x 2-1/4" face	E4	10
4-7/8" ASA Strike	S1	12

Cylindrical Lock Accessories

Latches, Strikes, Etc.

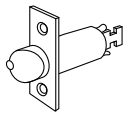
Grade 2
1/2" Throw

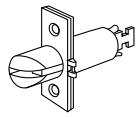
Grade 1
3/4" Throw

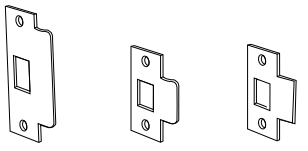
1135 1136 1136-M

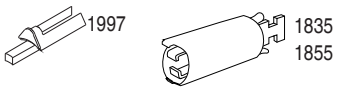
1997 1835 1855

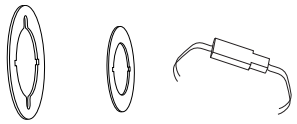
1904 K2804 1901

J190

LATCH	THROW	Backset: 2-3/8" Front: 1" x 2-1/4"	Backset: 2-3/4" Front: 1-1/8" x 2-1/4"	FUNCTION	FINISH GROUPS		
					26D	3, 32D	10, 10B
GRADE 2	1/2"	1138A	1134A	ENTRANCE	—	41	50
		1138L	1134L	PRIVACY	—	30	41
		1138N	1134N	PASSAGE	—	30	41
		1138P	1134P	PATIO	—	41	50
GRADE 1	9/16"	—	1834A	ENTRANCE	—	84	91
		—	1834L	PRIVACY	—	71	84
		—	1834N	PASSAGE	—	71	84
		—	1834P	PATIO	—	71	91
GRADE 1	3/4"	—	1832A **(US 26D ONLY)**	ENTRANCE	397	—	—
GRADE 1	9/16"	1854A	5" Backset	ENTRANCE	—	118	—

PART	#	DESCRIPTION	FINISH GROUPS	
			3, 32D	10, 10B
STRIKES	1135	4-7/8" ASA strike, curved lip	21	21
	1136	2-3/4" "T" strike w/dust box, curved lip	12	20
	1136-M	2-3/4" "T" strike w/dust box, straight lip	13	21
SURVIVOR SERIES ALUMINUM SPACER RINGS	K1904	For 1-3/8" door (2 per set), 3-7/16" dia.	37	46
KNOB SPACER RINGS	K2804	For 1-3/8" door (2 per set), 2-3/4" dia.	37	47
PART	**#**	**DESCRIPTION**	**NO FINISH**	
EXTENSION LINK *For use with 2-3/4" Grade 1 backset latch*	1835	3-3/4"	30	
	1855	5"		
	1855-P	5" (Grade 1; L, P functions only)		
BRIDGE RECTIFIER	1901	Bridge rectifier 24 V AC/DC (no finish)	46	
CYLINDER RETAINER	1997	Lever handle cylinder retainer	4	
INSTALLATION TOOL	J190	175/195 installation drill jig	175	

Cylindrical Lock Accessories

Cylinders

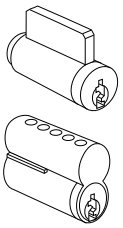

Conventional Cylinder

IC Core Cylinder (Will Fit Best® Housings)

FOR KEYS & KEYING, SEE PAGE 81

	PART #	DESCRIPTION	PRICE
	1982	6 Pin, w/2 nickel-silver keys	32
	1982H	6 Pin, w/2 nickel-silver keys	72
	R1182	6 Pin core, uncombinated	41
*	R1183	7 Pin core, uncombinated	41
*	RA1182	6 Pin core, combinated	59
*	RA1183	7 Pin core, combinated	59
*	RC1182	6 Pin core, construction core	42
*	RC1187	Plastic core turnknob	7

IC core pricing includes KA, KD or MK Keying.

*** Consult Factory on pricing of IC Cores when ordered with Locksets.**

Specify Tailpiece; *Tailpiece Not Included.*

Cylindrical Lock Tailpieces

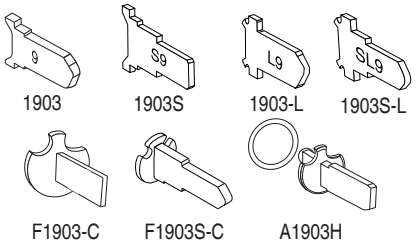

1903 1903S 1903-L 1903S-L

F1903-C F1903S-C A1903H

PART #	CODE	FUNCTION	CYLINDER	PRICE
1903	9	AB, B, DA (ext.), DW, F, FEL, FEU	MARKS 1982	5
1903S	S9	S, DA (int.), DB, DC, SB, T		
1903-L	L9	AB, B, DA (ext.), DW, F, FEL, FEU	Arrow PK 100C, Ilco 705, Lori 1539, Sargent 13-3266, Abloy, ASSA 65673, 65691	5
1903S-L	SL9	S, DA (int.), DB, DC, SB, T		
F1903-C	—	AB, B, DA (ext.), DW, F, FEL, FEU	Schlage 23-001, Primus, Corbin-Russwin 2000-034	7
F1903S-C	—	S, DA (int.), DB, DC, SB, T		
A1903H	H	H	Marks 1982H, Schlage 23-014	

Cylindrical IC Core Tailpieces

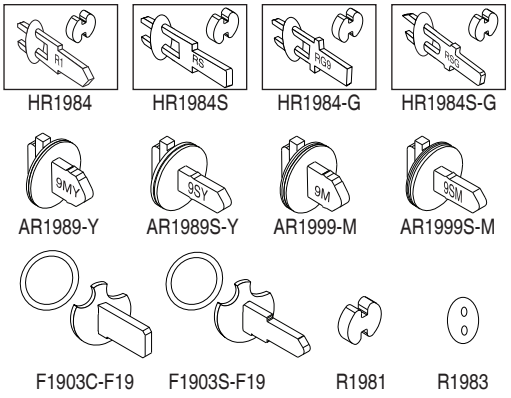

HR1984 HR1984S HR1984-G HR1984S-G

AR1989-Y AR1989S-Y AR1999-M AR1999S-M

F1903C-F19 F1903S-F19 R1981 R1983

For Keying information see Pages 32-33.

PART #	CODE	FUNCTION	CORE	PRICE
HR1984	R1	AB, B, DA (ext.), DW, F, FEU, FEL	6 or 7 pin Marks, KSP, Best®, Falcon, Medeco®, Keymark™, Sargent®, Schlage® Small Format	5
HR1984S	RS	S, DA (int.), DB, DC, SB, T		
HR1984-G	RG9	AB, B, DA (ext.), DW, F, FEU, FEL	6 or 7 pin Corbin	5
HR1984S-G	RSG	S, DA (int.), DB, DC, SB, T		
AR1989-Y	9MY	AB, B, DA (ext.), DW, F, FEU, FEL	6 or 7 pin Yale	7
AR1989S-Y	9SY	S, DA (int.), DB, DC, SB, T		
AR1999-M	9M	AB, B, DA (ext.), DW, F, FEU, FEL	Medeco®	7
AR1999S-M	9SM	S, DA (int.), DB, DC, SB, T	Medeco®	7
F1903C-F19	—	AB, DW, F	6 pin Schlage® Large Format	7
F1903S-F19	—	S, DA, DB, DC, SB, T		
R1981	Spacer			5
R1983	Security Disc			5

How To Order Example for Cylindrical Lock Cylinders & Tailpieces

1982	/	26D	—	9
1. Cylinder	*Slash*	*2. FInish*	*Dash*	*3. Options*
See list of cylinders available.		❒ 3 ❒ 4 ❒ 10 ❒ 10B ❒ 26 ❒ 26D ❒ 32 ❒ 32D ❒ Special ____		Tailpiece & keying information must be included in the option section.

FOR ADDITIONAL DESIGNS, ASK FOR THE CUSTOM LOCK DIVISION CATALOG OR VISIT OUR WEBSITE @ WWW.MARKSUSA.COM
631-225-5400 • 1-800-526-0233 • Fax 631-225-6136 • ©2014 MARKS USA

Cylindrical Knob/Lever Functions

ANSI# CODE	MARKS FUNCTION
F75	N
F76	L
F76 (MOD.)	LK
F77	P
F80	DC
F81	A

ANSI# CODE	MARKS FUNCTION
F82A	B
F83	AQ
F84	S
F86	F
F87	DW
F88	DA

ANSI# CODE	MARKS FUNCTION
F89	FQ
F90	T
F90 (MOD.)	TK
F91 (95 Series Leverset ONLY)	GB
F92	BS
F93	H

ANSI# CODE	MARKS FUNCTION
F109	AB
F110	DB
F111	NB
F112	FB
F113	SB

ANSI # CODE	Marks Function I/S O/S
F75 PASSAGE: Latch by knob/lever either side.	N
F76 PRIVACY: Latch by knob/lever either side unless outside knob/lever locked by push-button from inside. Outside unlocks by turning inside knob/lever, outside emergency turn or closing door.	L
F76 (MOD.) HOSPITAL/PRIVACY: Latch by knob/lever either side unless outside knob/lever locked by push-button from inside. Outside unlocks by turning inside knob/lever, outside turn or closing door. Emergency turn-knob A5 option.	LK
F77 PATIO: Deadlocking latch by knob/lever either side unless outside knob/lever locked by push-button inside. Unlocks by turning inside knob/lever or closing door.	P
F80 COMMUNICATING: Key both sides. Locks or unlocks either knob/lever independent of the other. Deadlocking latch.	DC
F81 ENTRY: Deadlocking latch bolt by knob/lever either side except when outside locked by turn-button inside. When outside locked, key outside or knob/lever inside opens lock. Turn-button operated manually.	A
F82A ENTRY: Deadlocking latch by knob/lever either side. Outside locked by push-button inside. When outside locked by push-button inside, key opens lock, unlocks push-button. Inside knob/lever always opens latch. Closing door does not release push-button.	B
F83 EXIT: Deadlocking latch by knob/lever either side except when outside locked by turn-button inside. Inside knob/lever always opens latch. Turn-button operated manually.	AQ
F84 CLASSROOM: Deadlocking latch by knob/lever inside. Outside knob/lever locked or unlocked by key.	S
F86 STOREROOM: Deadlocking latch by knob/lever inside, key outside. Outside knob/lever always locked.	F
F87 INSTITUTION: Both knob/levers always locked. Deadlocking latch by key both sides.	DW
F88 VESTIBULE: Deadlocking latch by knob/lever either side, except when outside knob/lever locked by key inside. Key outside retracts deadlocking latch. Inside always open.	DA
F89 EXIT: Deadlocking latch by knob/lever inside. Outside always locked.	FQ
F90 CORRIDOR: Deadlocking latch by knob/lever either side unless outside locked by key or inside push-button. Unlock by key, turning inside knob/lever or closing door.	T

ANSI # CODE	Marks Function I/S O/S
F90 (MOD.) HOSPITAL/PRIVACY: Deadlocking latch by knob/lever either side unless outside locked by knob/lever or inside push-button. Unlock by turn-knob, turning inside knob/lever or closing door. Emergency turn-knob A5 option.	TK
F91 STORE DOOR (95 Series Leverset ONLY): Deadlocking latch by knob/lever either side except when both knob/levers are locked by key from either side.	GB
F92 SERVICE STATION LOCK: Deadlocking latch by knob/lever either side unless outside locked by key or inside push-button. Unlock by key, turning inside knob/lever or closing door, except when slotted push-button is turned in locked position. Inside knob/lever always opens latch.	BS
F93 HOTEL: Deadlocking latch by knob/lever inside. Outside knob/lever always locked. Inside push-button projects indicator on cylinder face shutting out all keys except emergency key. Turning inside knob/lever or closing door releases push-button.	H
F109 ENTRY: Outside locked by pushing turn-button inside. Key outside opens lock. Rotating inside knob/lever releases button and outside knob/lever. By pushing and turning inside button, outside knob/lever remains locked. Deadlocking latch.	AB
F110 CLASSROOM INTRUDER: Deadlocking latch by knob/lever either side, except when outside locked by key inside. Key outside locks or unlocks outside. Inside always open	DB
DUMMY TRIM: Outside only, rigid.	DO
DUMMY TRIM: Both sides, rigid.	DT
F111 COMMUNICATING PASSAGE: Blank outside. Deadlocking latch by knob/lever inside.	NB
F112 COMMUNICATING STOREROOM: Blank outside. Deadlocking latch by key only. Knob/lever always locked.	FB
F113 COMMUNICATING CLASSROOM: Blank outside. Inside knob/lever locked or unlocked by key. Deadlocking latch.	SB
ELECTRICALLY LOCKED - FEL (Fail Safe): Outside always locked electrically. Open by key outside, switch or loss of power. Deadlocking latch by lever inside. **Lever only.**	FEL
ELECTRICALLY UNLOCKED - FEU (Fail Secure): Outside always locked until unlocked by key or electrically energized. Deadlocking latch by lever inside. **Lever only.**	FEU

How To Order Tubular Locksets

How To Order Example for Tubular Locksets							
1	RW	92	N	/	32D	—	S3
1. Lockset Series	*2. Rose Design*	*3. Knob/Lever*	*4. Marks Function*	*Slash*	*5. FInish*	*Dash*	*6. Options*

1 SERIES

Tubular Locksets	1
Cylindrical Cartridge	1

2 ROSES

ROSES		DESIGN
9602-R	Rose with ring 2-9/16" dia.	RR
9602	Plain rose 2-9/16" dia.	RW
5602-R	Small rose with ring 2-1/4" dia.	RQ
5602	Small rose 2-1/4" dia.	RS
7602	Square rose 2-9/16" square	RX
7607	Square forged rose 2-9/16" square	RK

3 KNOB/LEVER

KNOBS		DESIGN
1153	Round, wrought	10
1253	Ball, wrought	20
9631	Ball, forged	30
9609	Eclipse, forged	60
LEVERS		**DESIGN**
5642	Palace	42
5652	Madison	52
5657	Monaco	57
5662	Royale	62
5672	Towne	72
5677	Maxwell	77
5678	Omni	78
5682	Plaza	82
5683	Dayton	83
5686	Crescent	86
5692	American	92
5696	Titan	96

4 TUBULAR FUNCTIONS

MARKS #		ANSI #
TUBULAR LOCKSETS		
N	PASSAGE	F75
L	PRIVACY	F76
NB	COMMUNICATING	F111
DI	DUMMY TRIM INSIDE	
DO	DUMMY TRIM OUTSIDE	
DT	FULL DUMMY	

5 FINISH

MARKS		ANSI #
US 3	Polished Brass, Clear Coated	605
US 3E	Polished Brass "PVD"	605E
US 4	Satin Brass, Clear Coated	606, 606E
US10	Satin Bronze, Clear Coated	612E
US 10B	Dark Bronze, Clear Coated	613E
US15	Satin Nickel	619, 619E
US 26	Polished Chrome, Plated	625
US 26D	Satin Chrome, Plated	626
US 32	Polished Stainless Steel	629
US 32D	Satin Stainless Steel	630

6 OPTIONS

TRIM MODIFICATIONS	CODE	PRICE
Tactile knob/lever, coated ext. only	A1	57
Tactile knob/lever, knurled	A4	57
Tactile knob/lever, coated int. & ext.	A18	110
DOOR THICKNESS	**CODE**	**PRICE**
1-3/4"	D4	NC
1-3/8"	D5	NC
LATCH	**CODE**	**PRICE**
2-3/4" backset, 1-1/8" x 2-1/4" face	E4	8
2-3/4" backset, 9/16" throw, Gr. 1, UL Listed With Cylindrical Cartridge*	**E7**	91
2-3/8" backset, 1-1/8" x 2-1/4" face	E11	10
2-3/4" backset, 1 x 2-1/4" face	E12	10
Adjustable latch 1-1/8" x 2-1/4" face	E13	10
TRIM CHANGES	**CODE**	**PRICE**
For 1-1/2" bore	F6	17
STRIKE	**CODE**	**PRICE**
4-7/8" ASA strike	S1	10
2-3/4" "T" strike	S3	NC
3-5/8" Security strike	S4	11
2-1/4" Curved lip strike	S5	NC

* E7 Option Available: 2-3/8", 2-3/4", 3-3/4" & 5" Backset, for N Function ONLY.

Tubular Knob/Lever Functions

ANSI # CODE	Marks Function I/S O/S	
F75 PASSAGE: Latch by knob/lever either side.		N
F76 PRIVACY: Latch by knob/lever either side unless outside knob/lever locked by push-button from inside. Outside unlocks by turning inside knob/lever, outside emergency turn or closing door.		L
F111 COMMUNICATING: Blank outside. Deadlocking latch by knob/lever inside.		NB

ANSI # CODE	Marks Function I/S O/S	
DUMMY TRIM INSIDE: Dummy trim inside ONLY.		DI
DUMMY TRIM OUTSIDE: Dummy trim outside ONLY.		DO
FULL DUMMY TRIM: Dummy trim both sides.		DT

FOR ADDITIONAL DESIGNS, ASK FOR THE CUSTOM LOCK DIVISION CATALOG OR VISIT OUR WEBSITE @ WWW.MARKSUSA.COM
631-225-5400 • 1-800-526-0233 • Fax 631-225-6136 • ©2014 MARKS USA

ROSE Design RR, RW, RQ, RS, RX*, RK*

2-9/16" Diameter
RR RW RX
2-1/4" Diameter
RQ RS RK

	ANSI-A156 • Grade 2		Series 1 • 2-3/8" Backset					
	Standard Features		KNOBS			LEVERS		
	• Backset: 2-3/8", 2-3/4" optional • Front: 1" x 2-1/4" • Thru-bolted screwless knob/lever rose • Concealed mounting screws • Lever support springs • Independent spring loaded captivated spindles • Strike: 2-1/4" full curved lip • Latch support housing • Door thickness: 1-3/8" to 1-3/4" • Privacy function - interior with automatic release		10, 20	30, 60		44, 52, 55, 57, 72, 77, 78, 82, 83, 86, 92, 96		82, 83, 86, 92, 96
			FINISH GROUPS					
MARKS #	FUNCTION	ANSI #	3, 32D	3E, 15	10B, 26	3, 4, 15, 26D	10E, 10B, 14, 26	32, 32D
N	PASSAGE	F75	211	272	307	287	322	287
L	PRIVACY	F76	223	284	319	299	334	299
NB	COMMUNICATING	F111	200	260	295	276	311	276
DI	DUMMY TRIM INSIDE		97	128	146	135	148	135
DO	DUMMY TRIM OUTSIDE							
DT	FULLY DUMMY		193	255	273	270	307	270

KNOBS & LEVERS ARE PACKED 16 PER CASE

NOTE: Split designs and/or finishes are priced at the highest design and/or finish • Special finishes, consult factory

***Square Rose RX: Add $29 / *Square Rose RK: Add $100**

KNOBS

Round Knob 10

Ball Knob 20

Ball Knob 30

Eclipse Knob 60

LEVERS

Stanhope Lever 44

Madison Lever 52
Specify handing

Brompton Lever 55

Monaco Lever 57
Specify handing

Towne Lever 72

Maxwell Lever 77

Omni Lever 78

Plaza Lever 82
Specify handing

Dayton Lever 83
Specify handing

Crescent Lever 86

American Lever 92

Titan Lever 96

ROSES

RR: 2-9/16" dia.

RW: 2-9/16" dia.

RQ: 2-1/4" dia.

RS: 2-1/4" dia.

RX: 2-9/16" sq.

RK: 2-9/16" sq.

OPTIONS	CODE	PRICE	NOTE
1-3/8" door thickness	D5	NC	
2-3/4" backset, 1-1/8" x 2-1/4" face	E4	10	
2-3/4" backset, 9/16" throw, Gr. 1, UL Listed WITH CYLINDRICAL CARTRIDGE *	**E7**	**101**	**N Function Only**
2-3/8" backset, 1-1/8" x 2-1/4" face	E11	12	
2-3/4" backset, 1" x 2-1/4" face	E12	12	
4-7/8" ASA strike	S1	12	
2-3/4" "T" strike	S3	NC	
US 26 Interior	x26	23	83, 92, 96 Only

*** E7 Option Available: 2-3/8", 2-3/4", 3-3/4" & 5" Backset, for N Function ONLY.**

RESIDENTIAL INTERIOR TUBULAR LOCKSETS

NEW AND IMPROVED

• ADJUSTABLE BACKSET • KICK OUT

150, 250 & 450 Series Leversets Shown Below

Standard Features

- Pressure cast Levers
- Latch: 1" x 2-1/4" front, 1/2" throw
- Roses: 2-15/16" diameter
- Strike: 2-1/4" full lip strike
- Adjustable Backset: 2-3/8" - 2-3/4"
- Door thickness: 1-3/8" to 1-3/4"

NOTE: Latches & strikes have radius corners

MARKS #	FUNCTION	ANSI #	FINISH GROUPS (150, 250 & 450)
			26D
N	PASSAGE	F75	**66**
L	PRIVACY	F76	**78**
DO	DUMMY TRIM OUTSIDE	—	**34**

KNOBS ARE PACKED 24 PER CASE

Additional finishes, consult factory

150 Series American Lever Finishes: 26D	250 Series Crescent Lever Finishes: 26D	450 Series Titan Lever Finishes: 26D
		
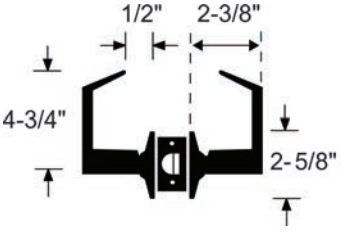	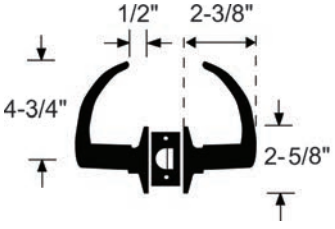	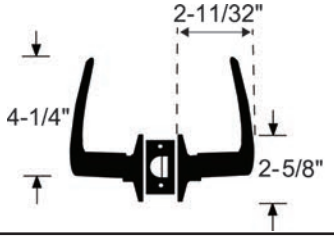

631-225-5400 • 1-800-526-0233 • Fax 631-225-6136 • ©2014 MARKS USA

Tubular Lockset Accessories

Strikes, Latches, Support Housing

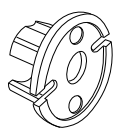
1631

1536

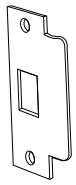
1145

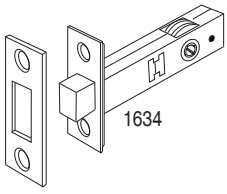
1634

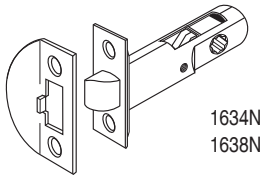
1636

1634N
1638N

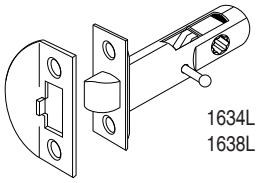
1636

1634L
1638L

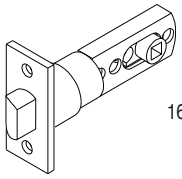
1648N

PART #	DESCRIPTION	BACKSET FRONT	FINISH GROUPS		
			NO FINISH	3, 26	10, 10B, 32
1631	Support housing	—	8	—	—
1536	"T" Strike, 2-3/4" curved lip	—	—	8	14
1145	4-7/8"ASA strike	—	—	10	20
1634	Tubular deadbolt	2-3/4"	—	98	105
1636	Strike, 2-1/4" full curved lip	—	—	8	14
1634N	Passage latch w/ strike	2-3/4"	—	70	83
1634L	Privacy latch w/ strike	1" x 2-1/4"	—	83	93
1638N	Passage latch w/ strike	2-3/8"	—	45	57
1638L	Privacy latch w/ strike	1" x 2-1/4"	—	57	68
1648N	UL Listed Adjustable Backset Latch **RESIDENTIAL INTERIOR LOCKSETS ONLY**	2-3/8" - 2-3/4"	—	—	90

Turnpieces

SKA03

SKA015

1351

8101P

5108

A7616

PART #	DESCRIPTION	FINISH GROUPS					
		3E	3	26D	4	10, 10B, 26	32D
SKA03	Turnpiece	—	—	—	—	—	78
SKA015	Turnpiece	67	51	51	67	59	—
1351	Turnpiece	—	—	69	—	—	—
8101P	Turnpiece	57	41	41	57	48	48
5108	Turnpiece	—	—	69	—	—	—
A7616	Turnpiece	67	51	51	67	59	59

Latches & Cylindrical Cartridge

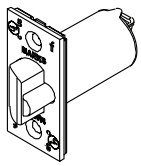
1834

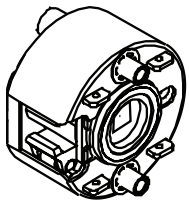
A1430
Cylindrical Cartridge
NOTE: Cylindrical Cartridge is for use with E7* Option ONLY.

LATCH	THROW	Backset 2-3/8"; Front 1" x 2-1/4"	Backset 2-3/4"; Front 1-1/8" x 2-1/4"	FUNCTION	FINISH GROUPS	
					3, 32D	10, 10B
GRADE 2	1/2"	1138A	1134A	ENTRANCE	41	50
GRADE 1	9/16"	—	1834A	ENTRANCE	84	91

PART #	DESCRIPTION	NO FINISH
A1430	Cylindrical Cartridge	101

How To Order Defender Locksets

How To Order Example for Defender Locksets					
145	K	/	32D	—	D1
1. Lockset Series	*2. Marks Function*	*Slash*	*3. FInish*	*Dash*	*4. Options* Specify: Keying, Handing & Door Thickness

1 SERIES

Defender Tubular Deadbolt Locksets	130, 130R
Defender Cylindrical Cartridge Deadlatch Locksets	145, 145R

2 TUBULAR FUNCTIONS

DEADBOLT/DEADLATCHES (* indicates IC Core)			130 Series	145 Series
K	RK*	CYLINDER x TURNPIECE	E0151	E01101
L	RL*	COMM. SINGLE CYLINDER	E0161	E0131
KL	RKL*	CYLINDER x LEVER		E01101
M	RM*	DOUBLE CYLINDER	E0141	E01111
S	RS*	CLASSROOM	E0171	
X		TURNPIECE	E0191	E01121

3 FINISH

MARKS		ANSI #
US 3	Polished Brass, Clear Coated	605
US10	Satin Bronze, Clear Coated	612E
US 10B	Dark Bronze, Clear Coated	613E
US 26D	Satin Chrome, Plated	626
US 32	Polished Stainless Steel	629
US 32D	Satin Stainless Steel	630

4 OPTIONS

TRIM MODIFICATIONS	CODE	PRICE
Tactile knob/lever, coated ext. only	A1	60
Tactile knob/lever, knurled	A4	60
Tactile knob/lever, coated int. & ext.	A18	116
DOOR THICKNESS	**CODE**	**PRICE**
50 mm (2")	D1	NC
57 mm (2-1/4")	D2	48
1-1/4" - 1-1/2"	D8	NC
LATCH	**CODE**	**PRICE**
2-3/4" backset, 1-1/8" x 2-1/4" face	E4	9
2-3/8" backset, 1-1/8" x 2-1/4" face	E11	11
TRIM CHANGES	**CODE**	**PRICE**
Sargent conventional cylinder	F8	20
CYLINDER	**CODE**	**PRICE**
Less cylinder	G3	Deduct 15
STRIKE	**CODE**	**PRICE**
4-7/8" ASA strike	S1	11
4-7/8" x 1-1/4" security strike	S4	12

Deadbolt/Deadlatch Functions

ANSI # CODE	MARKS # FUNCTION
130 SERIES:	
E0151	K
E0161	L
E0141	M
E0171	S
E0191	X

ANSI # CODE	MARKS # FUNCTION
145 SERIES:	
E01101	K
E0131	L
E01101	KL
E01111	M
E01121	X

ANSI # CODE	Marks Function I/S O/S	
CYLINDER x TURNPIECE: Deadbolt/deadlatch by inside turnpiece or outside key.	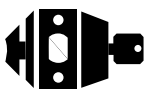	K
COMMUNICATING SINGLE CYLINDER: Deadbolt/deadlatch by key from one side only.	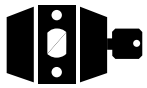	L
CYLINDER x LEVER: Deadlatch by key outside. Inside lever always opens latch.	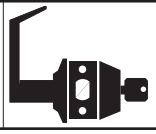	KL

ANSI # CODE	Marks Function I/S O/S	
DOUBLE CYLINDER: Deadbolt/deadlatch by key either side.	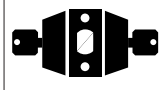	M
CLASSROOM: Deadbolt by outside key. Turnpiece will retract but not project deadbolt.	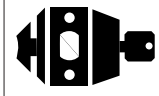	S
TURNPIECE x BLANK PLATE: Deadbolt/deadlatch by inside turnpiece. Blank plate outside.		X

FOR ADDITIONAL DESIGNS, ASK FOR THE CUSTOM LOCK DIVISION CATALOG OR VISIT OUR WEBSITE @ WWW.MARKSUSA.COM
631-225-5400 • 1-800-526-0233 • Fax 631-225-6136 • ©2014 MARKS USA

130 SERIES "DEFENDER" TUBULAR DEADBOLTS

ANSI 156.5

Standard Features

- Bolt: 1" throw
- Unitized assemblies for 2-1/8" bore
- Strike: #1335, 2-3/4" x 1-1/8" strike
- Door thickness: 1-3/8" to 1-7/8"
- Cylinder: MARKS "C" keyway, 6 pin w/ 2 keys
- 2-3/8" Backset
- Latch front: 1" x 2-1/4"

MARKS #		FUNCTION	ANSI #	FINISH GROUPS
COMM. CYL.	IC CORE CYL.*			3, 10, 10B, 26D, 32, 32D
K	RK	CYLINDER x TURNPIECE	E0151	**162**
L	RL	COMMUNICATING SINGLE CYL	E0161	**162**
M	RM	DOUBLE CYLINDER	E0141	**186**
S	RS	CLASSROOM	E0171	**168**
X	—	TURNPIECE x BLANK PLATE	E0191	**135**

DEADBOLTS ARE PACKED 24 PER CASE

NOTE: Split designs and/or finishes are priced at the highest design and/or finish • Special finishes, consult factory

• IC Core Models: Core not included

OPTIONS	CODE	PRICE
For 2" door	D1	**NC**
For 2-1/4" door	D2	**48**
For 1-1/4" - 1-1/2" door	D8	**NC**
2-3/4" backset, 1-1/8" x 2-1/4" face	E4	**10**
For 1-1/2" bore	F6	**19**
Sargent original cylinder or core	F8	**21**
Less cylinder	G3	**Deduct 15**
3-5/8" x 1-1/4" Security strike	S4	**13**

130M Double Cylinder	130RM Double Cylinder IC Core
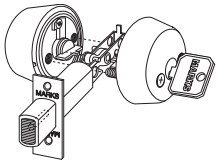	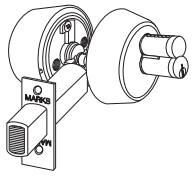

✱ Standard IC Core Models:

Interchangeable Core models for 6 or 7 pin cores (not included).

Accepts: Marks, Medeco KeyMark™, Falcon & Best®. IC Core Tailpieces ARE Included.

145 SERIES "DEFENDER" CYLINDRICAL CARTRIDGE DEADLATCHES

BHMA CERTIFIED | **ANSI 156.5 • 3 Hour Fire Rating** | c UL us LISTED

Standard Features

- Series 1 Cylindrical Cartridge
- Latch: Grade 1, 9/16" throw, 2-3/4" backset
- Unitized assemblies for 2-1/8" bore
- Strike: #1136, 2-3/4" strike
- Door thickness: 1-3/4";
  For 1-3/8" doors use spacer rings K1342
- Cylinder: MARKS "C" keyway, 6 pin w/ 2 keys
- Latch front: 1-1/8" x 2-1/4"

MARKS #		FUNCTION	ANSI #	FINISH GROUPS
COMM. CYL.	IC CORE CYL.*			3, 10, 10B, 26D, 32, 32D
K	RK	CYLINDER x TURNPIECE	E01101	**208**
L	RL	COMMUNICATING SINGLE CYL	E0131	**208**
M	RM	DOUBLE CYLINDER	E01111	**225**
X	—	TURNPIECE x BLANK PLATE	E01121	**176**
KL	RKL	CYLINDER x LEVER	E01101	**352**
KK	RKK	CYLINDER x KNOB		**365**

DEADLATCHES ARE PACKED 24 PER CASE

NOTE: Split designs and/or finishes are priced at the highest design and/or finish • Special finishes, consult factory

• IC Core Models: Core not included

OPTIONS	CODE	PRICE
For 2" door	D1	**NC**
For 2-1/4" door	D2	**50**
2-3/8" backset, 1-1/8" x 2-1/4" face	E11	**12**
Sargent original cylinder or core	F8	**21**
Less cylinder	G3	**Deduct 15**
4-7/8" ASA strike	S1	**12**

✱ Standard IC Core Models:

Interchangeable Core models for 6 or 7 pin cores (not included).

Accepts: Marks, Medeco KeyMark™, Falcon & Best®. IC Core Tailpieces ARE Included.

145K Cylinder x Turnpiece	145RM Double Cylinder IC Core	145KL Cylinder x Lever	145RK Cylinder x Knob
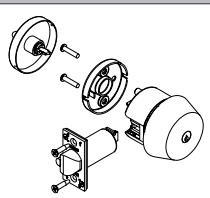	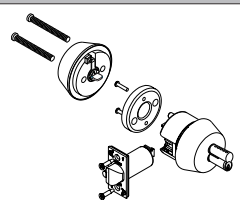	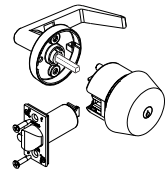	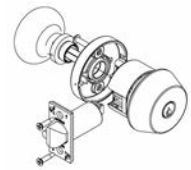

Defender Series Accessories

Strikes, Latches & Spacers

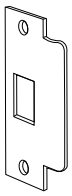
1135

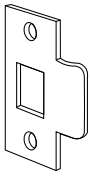
1136

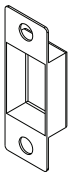
1137

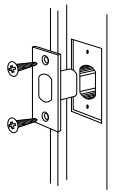
1335

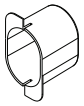
1336


1337

K1342

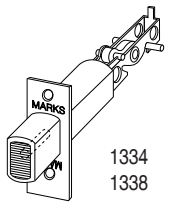

1334
1338

PART #	DESCRIPTION	FINISH GROUPS		
		NO FINISH	3, 32D	10, 10B, 32
1135	4-7/8" ASA STRIKE	—	21	21
1136	2-3/4" "T" STRIKE W/DUST BOX	—	8	13
1137	DUST BOX, PLASTIC, LATCH	4	—	—
1335	2-3/4" x 1-1/8" STANDARD STRIKE	—	6	8
1336	DUST BOX, PLASTIC, DEADBOLT	4	—	—
1337	3-5/8" x 1-1/4" HIGH SECURITY STEEL STRIKE, PLATED FINISH	—	62	—
K1342	1-3/8" DOOR, ROSE EXTENDERS	—	49	61
DEADBOLTS				
1334	2-3/4" BACKSET FRONT 1-1/8" x 2-1/4"	—	32	41
1338	2-3/8" BACKSET FRONT 1-1/8" x 2-1/4"	—	32	41

Latches & Cylindrical Cartridge

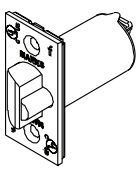
1834

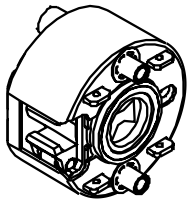
A1420 Cylindrical Cartridge
for use with 145 Series
NOTE: Cylindrical Cartridge is for use with E7* Option ONLY.

LATCH	THROW	Backset 2-3/8" Front 1" x 2-1/4"	Backset 2-3/4" Front 1-1/8" x 2-1/4"	FUNCTION	FINISH GROUPS	
					3, 32D	10, 10B
GRADE 2	1/2"	1138A	1134A	ENTRANCE	41	50
GRADE 1	9/16"	—	1834A	ENTRANCE	84	91

PART #	DESCRIPTION	NO FINISH
A1420	Cylindrical Cartridge for use with 145 Series	101

Tailpieces & Cylinders

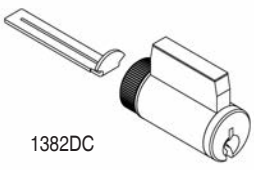
1382DC

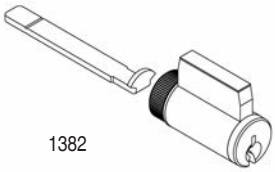
1382

1373

1374


1375

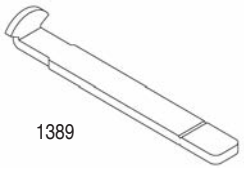
1389

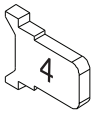

1403



1405

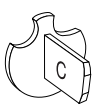

F1403-C

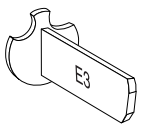

F 1405-C

1403-L

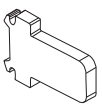
1405-L

PART #	TAILPIECES FOR 130 DEADBOLTS		PRICE
DOUBLE CYLINDER			
1373	1-5/16" to 1-3/8"	MARKS 1382DC	4
1374	1-5/8" to 2"		4
1375	2-1/8" to 2-3/8"		4
SINGLE CYLINDER			
1389	1-3/4" to 2-1/4"	MARKS 1382	4
TAILPIECES FOR 145 DEADLATCHES			
1403	1-5/8" to 1-7/8"	MARKS TAILPIECE	4
1405	2" to 2-1/4"		4
F1403-C	1-5/8" to 1-7/8"	SCHLAGE® TAILPIECE	5
F1405-C	2" to 2-1/4"		5
1403-L	1-5/8" to 1-7/8"	LORI / ILCO TAILPIECES	5
1405-L	2" to 2-1/4"		5

175 BIO

BIOMETRIC FINGERPRINT READER WITH CYLINDRICAL LEVERSET

ANSI-A156.2 • Grade 2 • 3 Hour Fire Rating	Biometric Fingerprint Reader	Unit Shown As Installed
175 Series Cylindrical Leverset		

PART #	DESCRIPTION	# OF USERS	AUDIT TRAIL EVENTS	FINISH
				26D Satin Chrome
175 BIO	Biometric Fingerprint Reader with Cylindrical Leverset	100	4000★	1100

Standard Features

175 Cylindrical Leverset:
- American style lever standard
- Grade 2 cylindrical lock body
- 1-5/8" - 1-7/8" standard door thickness
- Latch: Grade 2, 2-3/4" backset, 1/2" throw
- 3 Hour UL fire rating
- Strike plate: 4-7/8" ASA strike, Grade 2
- Survivor featuring the "Clutch" system which helps to prevent lever droop
- Shipped non-handed
- Key Override: Marks "C" Keyway, 6 pin w/2keys, IC Core optional. Also Accepts Best®, Falcon, Medeco®, KeyMark™, Schlage®, Corbin & KSP.

Biometric Fingerprint Reader
- 100 User codes standard
- 4 "AA" Batteries; 1 Year - low battery warnings
- Search Time: Less than one second
- Reader Type: Optical
- Resolution: 500dpi
- <0.1% FRR (**F**alse **R**ejection **R**ate) • 0.001% FAR (**F**alse **A**cceptance **R**ate)
- Live fingerprint detection
- Weather resistance outside for -4°F to 122°F; Meets IPX4 Standard
- Reader Installation required 4 thru-bolts and one 1" hole for cables
- Outside reader housing powder coated aluminum, 1-1/2" H x 4-7/8" L x 2-1/8" W
- Inside housing ABS plastic powder coated finish
- 6 Digit keypad used for enrolling/deleting users at the door
- Software (CD included with lockset) connects your BIO lock to your computer for additional programming of your locks and viewing of audit trail via USB cable. Software runs on Windows Vista, 2000 XP.

Standard Features
• Optical fingerprint enroller • Runs on on Windows Vista, 2000 XP

PART #	DESCRIPTION	PRICE
174 BIO	Biometric Fingerprint Enroller	463

INCLUDED

Standard Features
• Connects your laptop computer to the lockset

PART #	DESCRIPTION	PRICE
173 BIO	USB Cable	29

✳**Standard & HI-SECURITY™ IC Core Models:**
Interchangeable Core models for 6 or 7 pin cores (not included).
Accepts: Marks, Marks HI-SECURITY™, Medeco®, KeyMark™, Falcon, Schlage® small format & Best®. **IC Core Tailpieces ARE Included.**

Biometric Fingerprint Reader Unit comes with BHMA Certified, Lifetime Mechanical Warrantied Leverset and a 2 Year Electronic Warranty

I-QWIK LITE² SERIES

NO-NONSENSE ACCESS CONTROL RIGHT OUT OF THE BOX

MARKS #		LOCKSET TYPE - PACKED PER CASE	# OF USERS	FINISH GROUPS	
IQ1LITE	IQ1L/26D			19 Black Powder Coat; with 26D American Levers	26D Satin Chrome
		IQ1: Cylindrical Lockset - *PACKED 4 PER CASE*	160	**495**	**570**
IQ2LITE	IQ2L/26D				
		IQ2: Mortise Lockset - *PACKED 4 PER CASE*	160	**800**	**875**
IQ7LITE	IQ7L/26D				
		IQ7: Rim Exit Device Interface - *PACKED 6 PER CASE* *Adapter plates operate most manufacturers Rim Exit Devices. Adapter plates for Mounting Exit Devices are sold separately, see page 70.*	160	**695**	**770**

Standard Features

- ***CableGard™*** protects wires for easy installation
- Standard ANSI door prep with one additional hole
- Pre-programmed code
- Keypad programmable
- 160 User codes
- Temporary user codes
- Passage mode
- Pin only mode
- Double code entry for maximum security
- Two wire remote release
- 16 Digit tactile metal keypad
- Weatherproof standard
- Audible & visible entry indicator
- Audible low battery alert
- 4 “AA” batteries, 95,000 operations
- Easy installation
- Lifetime Mechanical Warranty; 2 Year Electronic Warranty

IQ1 LITE Cylindrical Lockset Specifications

Door Thickness: 1-3/4" standard; *For thicker doors, Consult factory*
Handing: Non-handed
Key Override: Marks “C” keyway, 6 pin w/2 keys, IC Core optional
Lock Body: Cylindrical “Survivor” featuring the “Clutch” for trouble free service
Latch: Grade 2, 2-3/4" backset, 1/2" throw, 3 Hour UL fire rating
Strike Plate: 4-7/8" ASA strike

IQ2 LITE Mortise Lockset Specifications

Door Thickness: 1-3/4" standard; *For thicker doors, Consult factory*
Handing: Field reversible
Key Override: 1-1/8" Mortise cylinder, 6 pin w/2 keys
Lock Body: Grade 1, Series 5, 2-3/4" backset, 3/4" anti-friction latch, 3 Hr UL fire rating
Auxiliary Latch: 1/2" throw
Bolt Throw: 1" (Optional deadbolt functions - Consult factory)
Clutch: The “Clutch” for trouble free service
Strike Plate: 4-7/8" ASA standard

IQ7 LITE Rim Exit Device Interface Specifications

Door Thickness: 1-3/4" standard; *For thicker doors, Consult factory*
Handing: Non-handed
Key Override: 1-1/8" Mortise cylinder, 6 pin w/2 keys
Clutch: The “Clutch” for trouble free service

Adapter plates operate most manufacturers Rim Exit Devices. Adapter plates for Mounting Exit Devices are sold separately, see page 70.

How To Order Example for i-Qwik LITE Series Electronic Access Control Locksets

IQ	1LITE		
1. Lockset Series	19 Finish	*2. Model Number*	26D Finish
❒ IQ	❒ 1LITE (Cylindrical)		❒ 1L/26D (Cylindrical)
	❒ 2LITE (Mortise)		❒ 2L/26D (Mortise)
	❒ 7LITE (Rim Exit Device Interface)		❒ 7L/26D (Rim Exit Device Interface)

I-QWIK DATA SERIES

STAND ALONE ACCESS CONTROL

MARKS #		LOCKSET TYPE - PACKED PER CASE	# OF USERS	AUDIT TRAIL EVENTS	FINISH GROUPS	
IQ1DATA	IQ1D/26D				19 Black Powder Coat; 26D American Levers	26D Satin Chrome
		IQ1: Cylindrical Lockset - *PACKED 4 PER CASE* **For i-Qwik/i-Que Options & Accessories, See Pages 68-70**	320	1600	**605**	**680**
IQ2DATA	IQ2D/26D					
		IQ2: Mortise Lockset - *PACKED 4 PER CASE* **For i-Qwik/i-Que Options & Accessories, See Pages 68-70**	320	1600	**940**	**1015**
IQ7DATA	IQ7D/26D					
		IQ7: Rim Exit Device Interface - *PACKED 6 PER CASE* *Adapter plates operate most manufacturers Rim Exit Devices. Adapter plates for Mounting Exit Devices are sold separately, see page 70.* **For i-Qwik/i-Que Options & Accessories, See Pages 68-70**	320	1600	**825**	**900**

Standard Features

- ***CableGard™*** protects wires for easy installation
- Weatherproof standard
- Shielded electronics
- 16 Digit tactile metal keypad
- 320 User capability (*upgradable number of users, see page 26)*
- 1600 Event audit trail (*Audit trail requires i-Dat module, see page 30)*
- 160 Scheduled events (*upgradable number of events, see page 26)*
- 32 Programmable holidays
- Real time clock
- Multiple entry codes for max security
- Full scheduling features
- Pin only
- Terminator on/off
- Built in relay
- 3-10 Digit user code
- Temporary user codes
- First manager to arrive
- Panic alarm interface
- Two wire remote release
- Fire tower lock function
- Programmable by keypad or by use of the i-Dat software package *(See page 30 for more information)*
- On-the-door upgradable memory
- Privacy mode *(input to lockout keypad entry optional, consult factory)*
- Scheduled/Manual passage mode
- Audible & visible entry indicator
- Audible low battery alert
- 4 “AA” batteries included
- Lifetime Mechanical Warranty; 2 Year Electronic Warranty
- ***Additional Finishes, Consult Factory***

IQ1 DATA Cylindrical Lockset Specifications

Door Thickness: 1-3/4" standard
Spacer kit available for thinner doors; For thicker doors consult factory.
Handing: Non-handed
Key Override: Marks “C” Keyway, 6 pin w/2 keys, IC Core optional
Lock Body: Grade 2 Cylindrical “Survivor”
Latch: Grade 2, 2-3/4" backset, reversible with 9/16" throw, 3 Hr UL fire rating
Clutch: The “Clutch” for trouble free service
Strike Plate: 4-7/8" ASA strike

IQ2 DATA Mortise Lockset Specifications

Door Thickness: 1-3/4" standard
Spacer kit available for thinner doors; For thicker doors consult factory.
Handing: Field reversible
Key Override: 1-1/8" Mortise cylinder, Marks “C” Keyway, 6 pin w/2 keys, or 1-3/8" IC Core housing optional
Lock Body: Grade 1, Series 5, 2-3/4" backset, 3/4" anti-friction latch, 3 Hr UL fire rating
Auxiliary Latch: 1/2" throw
Bolt Throw: 1" *(Optional deadbolt functions - Consult factory)*
Hubs: Steel, 5/16" square with security separator
Clutch: The “Clutch” for trouble free service
Strike Plate: 4-7/8" ASA standard

IQ7 DATA Rim Exit Device Interface Specifications

Door Thickness: 1-3/4" - 2-1/4" standard
Spacer kit available for thinner doors; For thicker doors consult factory.
Handing: Non-handed
Key Override: 1-1/8" Mortise cylinder, Marks “C” Keyway, 6 pin w/2 keys, or 1-3/8" IC Core housing optional
Clutch: The “Clutch” for trouble free service

Adapter plates operate most manufacturers Rim Exit Devices. Adapter plates for Mounting Exit Devices are sold separately, see page 70.

How To Order Example for i-Qwik DATA Series Electronic Access Control Locksets

IQ	2D/26D			—	F22
1. Lockset Series	19 Finish	*2. Model Number*	26D Finish	*Dash*	*4. Options*

❒ **IQ**

❒ **1DATA (Cylindrical)** ❒ **1D/26D (Cylindrical)**
❒ **2DATA (Mortise)** ❒ **2D/26D (Mortise)**
❒ **7DATA (Rim Exit Device Interface)** ❒ **7D/26D (Rim Exit Device Interface)**

OPTIONS

_____

Access Control

I-QWIK PROX SERIES

PROX STAND ALONE ACCESS CONTROL

MARKS #		LOCKSET TYPE - PACKED PER CASE	# OF USERS	AUDIT TRAIL EVENTS	FINISH GROUPS	
IQ1PROX	IQ1P/26D				19 Black Powder Coat; 26D American Levers	26D Satin Chrome
		IQ1: Cylindrical Lockset - *PACKED 4 PER CASE* **For i-Qwik/i-Que Options & Accessories, See Pages 68-70**	3008	1180	**925**	**1000**
IQ2PROX	IQ2P/26D					
		IQ2: Mortise Lockset - *PACKED 4 PER CASE* **For i-Qwik/i-Que Options & Accessories, See Pages 68-70**	3008	1180	**1260**	**1335**
IQ7PROX	IQ7P/26D					
		IQ7: Rim Exit Device Interface - *PACKED 6 PER CASE* *Adapter plates operate most manufacturers Rim Exit Devices. Adapter plates for Mounting Exit Devices are sold separately, see page 27.* **For i-Qwik/i-Que Options & Accessories, See Pages 68-70**	3008	1180	**1140**	**1215**

Standard Features

- ***CableGard™*** protects wires for easy installation
- Weatherproof standard
- Shielded electronics
- 16 Digit tactile metal keypad
- 3008 User capability
- 1180 Event audit trail (*Audit trail requires i-Dat module, see page 30)*
- 1600 Scheduled events
- 56 Programmable holidays
- Real time clock
- Multiple entry codes for max security
- Full scheduling features
- Pin only
- Terminator on/off
- Built in relay
- 3-10 Digit user code
- Temporary user codes
- First manager to arrive
- Panic alarm interface
- Two wire remote release
- Fire tower lock function
- Accepts HID cards and fobs in 26, 33 and 37 format
- Programmable by keypad or by use of the i-Dat software package *(i-Dat package sold separately, see page 30 for more information)*
- Privacy mode *(input to lockout keypad entry)*
- Scheduled/Manual passage mode
- Audible & visible entry indicator
- Audible low battery alert
- 4 "AA" batteries included
- **HI-SECURITY™ Cylinder Standard (Cylindrical Model Only)**
- Lifetime Mechanical Warranty; 2 Year Electronic Warranty
- ***Additional Finishes, Consult Factory***

IQ1 PROX Cylindrical Lockset Specifications

Door Thickness: 1-3/4" standard
Spacer kit available for thinner doors; For thicker doors consult factory.
Handing: Non-handed
Key Override: Marks HI-SECURITY™ Cylinder std. Marks "C" Keyway, 6 pin w/2 keys, IC Core optional
Lock Body: Grade 2 Cylindrical "Survivor"
Latch: Grade 2, 2-3/4" backset, reversible with 9/16" throw, 3 Hr UL fire rating
Clutch: The "Clutch" for trouble free service
Strike Plate: 4-7/8" ASA strike

IQ2 PROX Mortise Lockset Specifications

Door Thickness: 1-3/4" standard
Spacer kit available for thinner doors; For thicker doors consult factory.
Handing: Field reversible
Key Override: 1-1/8" Mortise cylinder, Marks "C" Keyway, 6 pin w/2 keys, or 1-3/8" IC Core housing optional
Lock Body: Grade 1, Series 5, 2-3/4" backset, 3/4" anti-friction latch, 3 Hr UL fire rating
Auxiliary Latch: 1/2" throw
Bolt Throw: 1" *(Optional deadbolt functions - Consult factory)*
Hubs: Steel, 5/16" square with security separator
Clutch: The "Clutch" for trouble free service
Strike Plate: 4-7/8" ASA standard

IQ7 PROX Rim Exit Device Interface Specifications

Door Thickness: 1-3/4" - 2-1/4" standard
Spacer kit available for thinner doors; For thicker doors consult factory.
Handing: Non-handed
Key Override: 1-1/8" Mortise cylinder, Marks "C" Keyway, 6 pin w/2 keys, or 1-3/8" IC Core housing optional
Clutch: The "Clutch" for trouble free service

Adapter plates operate most manufacturers Rim Exit Devices. Adapter plates for Mounting Exit Devices are sold separately, see page 70.

How To Order Example for i-Qwik PROX Series Electronic Access Control Locksets

IQ	7PROX			—	F22
1. Lockset Series	19 Finish	*2. Model Number*	26D Finish	*Dash*	*4. Options*

❒ IQ

❒ 1PROX (Cylindrical) ❒ 1P/26D (Cylindrical)
❒ 2PROX (Mortise) ❒ 2P/26D (Mortise)
❒ 7PROX (Rim Exit Device Interface) ❒ 7P/26D (Rim Exit Device Interface)

OPTIONS

I-QWIK SERIES

IQDATA DIGITAL ACCESS CONTROL KEYPAD OR IQPROX KEYPAD WITH PROXIMITY CARD READER

MARKS #	LOCKSET TYPE - PACKED PER CASE		# OF USERS	AUDIT TRAIL EVENTS	FINISH GROUPS
					19 Black Powder Coat
IQDATA		Digital Access Control Keypad - *PACKED 16 PER CASE* **For i-Qwik/i-Que Options & Accessories, See Pages 68-70**	320	1600	**267**
IQPROX		Digital Access Control Keypad with Proximity Card Reader - *PACKED 16 PER CASE* **For i-Qwik/i-Que Options & Accessories, See Pages 68-70**	3008	1180	**417**

Standard Features

- ***CableGard™*** protects wires for easy installation *(Wall mounted units ONLY)*
- Installs into a standard electrical box or can be wall mounted
- Relay function; 12/24v AC/DC, Max 48 volts @ 3 amps
- Weatherproof standard
- Shielded electronics
- 16 Digit tactile metal keypad
- Fire Tower Function
- Panic alarm interface
- Two wire remote release
- Privacy Mode (input to lockout keypad entry)
- Scheduled/Manual passage mode
- Audible & visible entry indicator
- Audible low battery alert
- Programmable by keypad or by use of the i-Dat software package *(See page 30 for more information)*
- Pin only
- Terminator on/off
- Built-in relay
- Real time clock
- Temporary user codes
- Multiple entry codes for max security
- First manager to arrive
- Lifetime Mechanical Warranty; 2 Year Electronic Warranty
- ***Additional Finishes, Consult Factory***

IQDATA Digital Access Control Keypad:

- 320 Users (*upgradable number of users, see page 26)*
- 1600 Event audit (*Audit trail requires i-Dat module, see page 30)*
- 3-10 Digit user code
- On-the-door upgradable memory

IQPROX Digital Access Control Keypad with Proximity Card Reader:

- 3008 User capability
- Accepts HID cards and fobs in 26, 33 and 37 format
- Access granted by keypad only, card only, or a combination of keypad & card for maximum security

- **Requires 6 volts DC power supply (not supplied) or battery pack (sold separately)**

How To Order Example for i-Qwik DATA & PROX Digital Keypad Series Electronic Access Control Locksets

IQ	DATA	—	F22
1. Lockset Series	*2. Model Number*	*Dash*	*4. Options*
❒ IQ	❒ DATA - Keypad ❒ PROX - Keypad Prox		OPTIONS _____

I-DAT MARK2

USB UNIT WITH U3 MEMORY STICK

EA6200 i-Dat MARK2 USB Unit Standard Features

i-Dat USB Unit:

- No software to install, all information resides on the Memory Stick
- No administration rights needed on PC to use software
- High security infrared data transmission
- 4 line LCD display shows:
  - Lock ID / Lock serial number
  - Battery status of lockset on download
  - Number of events uploaded and downloaded
- Built-in menus
- Faster communications
- USB enabled
- Power requirements 9V battery, included

System:

- Works on Windows XP 2000 (service pack 4) and Windows Vista with an available USB Port
- New software modeled after Windows Explorer
  - Minimal learning curve
  - Drag and drop capability
  - Fully portable (no software to install on PC)
  - Two step password for added security
  - Unlimited time zones
- Easy to read audit trail

EA6200 i-Dat MARK 2 USB Unit

E6201 Memory Stick

DESCRIPTION	PART #	PRICE
i-Dat MARK2 USB Memory Stick	EA6200	**695**
Memory Stick	E6201	**69**

Memory upgrades for i-Qwik/i-Que Series, see page 26 under Electronic Features. Additional upgrades, consult factory.

Prox Accessories

DESCRIPTION		PART #	PRICE
	Prox Card Enroller	E6100	**1349**

DESCRIPTION		PART #	PRICE
	Prox Cards (Per 100)	E6110	**812**
	Prox Fobs (10 pack)	E6120	**207**

FOR ADDITIONAL DESIGNS, ASK FOR THE CUSTOM LOCK DIVISION CATALOG OR VISIT OUR WEBSITE @ WWW.MARKSUSA.COM
631-225-5400 • 1-800-526-0233 • Fax 631-225-6136 • ©2014 MARKS USA

I-QWIK/I-QUE SERIES

OPTIONS

I-QWIK / I-QUE OPTIONS			Cylindrical			Mortise			Rim Exit Device Interface		
DESCRIPTION	**CODE**	**PRICE**	**IQLITE**	**IQDATA**	**IQPROX**	**IQLITE**	**IQDATA**	**IQPROX**	**IQLITE**	**IQDATA**	**IQPROX**
Electronic Features											
512 Users/2208 Event Audit Trail	U3	**116**		•			•			•	
864 Users/3124 Event Audit Trail	U4	**116**		•			•			•	
1504 Users/2520 Event Audit Trail	U5	**116**		•			•			•	
3008 Users/1180 Event Audit Trail	U6	**116**		•	**Std**		•	**Std**		•	**Std**
Sensor array package	W1	**386**		•	•	•	•	•			
Hard Wire Prep	W5	**29**		•	•	•	•	•	•	•	•
Backset											
2-3/8" Backset	E6	**NC**	•	•	•						
5" Backset	E9	**41**	•	•	•						
3-3/4" Backset	E10	**41**	•	•	•						
Series 55 Mortise Lock Body (2-1/2" bkst)	W8	**NC**				•	•	•			
Levers											
Tactile Lever	A1	**60**	•	•	•	•	•	•	•	•	•
Lever to accept Sargent conventional cyl.	F8	**21**	•	•	•						
Lever to accept Corbin conventional cyl.	F9	**21**	•	•	•						
Lever to accept Corbin IC Core 6 pin	F12	**30**	•	•	•						
Lever to accept Corbin IC Core 7 pin	F13	**30**	•	•	•						
Lever to accept Yale IC Core 6 pin	F14	**21**	•	•	•						
Lever to accept Yale IC Core 7 pin	F15	**21**	•	•	•						
Lever to accept Schlage IC Core 6 pin	F19	**21**	•	•	•						
Lever to accept Sargent IC Core	F20	**21**	•	•	•						
Lever to accept Medeco IC Core lg. format	F21	**21**	•	•	•						
Monaco Lever	W3	**19**	•	•	•	•	•	•	•	•	•
Solid Exterior Handle (no cylinder)	W4	**NC**	•	•	•	**Std**	**Std**	**Std**	**Std**	**Std**	**Std**
Crescent Lever	W7	**19**	•			•	**Std**	**Std**	•	**Std**	**Std**
Titan Lever	W12	**19**	•	•	•	•	•	•	•	•	•
Cylinder											
IC Core Cylinder Housing	G1	**NC**	•	•	•	•	•	•	•	•	•
Less Cylinder	G3	**Deduct 15**	•	•	•	•	•	•	•	•	•
Strike											
4-7/8" ASA Strike	S1	**12**	•	**Std**	**Std**	**Std**	**Std**	**Std**			
2-3/4" "T" Strike	S3	**NC**	**Std**	•	•						
Miscellaneous											
Tamper-proof Screws	A3	**13**	•	•	•	•	•	•	•	•	•
Lead Lined IQ	F22	**482**	•	•	•	•	•	•	•	•	•

I-QWIK/I-QUE SERIES

ACCESSORIES, TAILPIECES & CAMS

I-QWIK / I-QUE ACCESSORIES			Cylindrical			Mortise			Rim Exit Device Interface		
ACCESSORY	PART #	PRICE	IQLITE	IQDATA	IQPROX	IQLITE	IQDATA	IQPROX	IQLITE	IQDATA	IQPROX
Bridge rectifier (converts AC power to DC power)	1901	**39**	•	•	•	•	•	•	•	•	•
Gasket (interior inside housing for full weatherproofing)	E1108	**7**	•	•	•	•	•	•			
Battery Pack Holder	EA4011	**19**	•	•	•	•	•	•	•	•	•
Spacer Kit, 1-3/8" Door (Int. & Ext. Gaskets)	EK1038	**57**	•	•	•	•	•	•	•	•	•
Internal power connector for hardwiring i-Qwik/i-Que Locksets	E1133	**27**	•	•	•	•	•	•	•	•	•
Memory Reset Jumper	E1155	**19**	•	•	•	•	•	•	•	•	•
i-Dat MARK 2 USB Unit with U3 Memory Stick	EA6200	**695**		•	•		•	•		•	•
Memory Stick	E6201	**69**		•	•		•	•		•	•
Prox Card Enroller	E6100	**1416**			•			•			•
Prox Card (100 pack)	E6110	**812**			•			•			•
Prox Keyfobs (10 pack)	E6120	**207**			•			•			•
Spacer Ring for 1-1/4" mortise cylinder	E2006	**19**				•	•	•	•	•	•
Spacer Ring for 1-3/8" mortise cylinder	E2007	**19**				•	•	•	•	•	•
Von Duprin 99 Rim Adapter Plate / M9900 Marks Detex Advantex 10 Series Rim Adapter Plate	E7071	**74**							•	•	•
Precision 1100 Rim Adapter Plate	E7072	**74**							•	•	•
Yale 7100 Rim Adapter Plate/ Corbin ED5200 Rim Adapter Plate	E7073	**74**							•	•	•
Dorma 9300 Rim Adapter Plate	E7074	**74**							•	•	•
Sargent 8800 Rim Adapter Plate/ Arrow 3800 Rim Adapter Plate	E7075	**74**							•	•	•
Precision 21 Rim Adapter Plate/ Precision 2100 Rim Adapter Plate**	E7076	**74**							•	•	•
Von Duprin 88 - **Special Order, Consult Factory**	E7077	**74**							•	•	•
Monarch 18R Exit Device Adapter Plate	E7078	**83**							•	•	•

NOTE: Consult Factory for Additional Exit Devices; **Must use Precision #BP21 backplate.

TAILPIECES & CAMS

CYLINDRICAL TAILPIECES Cylindrical Conventional

	FOR USE WITH	LEVER	CODE	PRICE
	Marks 1982	E1903	E1	**5**
	Arrow PK 100C, ILCO 705, Sargent 13-3266, Lori 1539, ASSA 65673, 65691, Abloy	E1903-L	E2	**5**
	Schlage® 23-001, Primus Corbin-Russwin 2000-034	EF1903-C	E3	**7**

CYLINDRICAL IC CORES

	Kit for 6 & 7 pin Marks, KSP, Best®, Falcon, Medeco® Keymark, Schlage® Small Format, 6 pin Sargent	HER1984	ER	**5**
	Kit for 6 & 7 pin Corbin	HER1984-G	ERG	**5**
	Kit for 6 & 7 pin Yale™ American Lever **ONLY**	EAR1989-Y	EMY	**7**
	6 pin Schlage® Large Format American Lever **ONLY**	EF1903-F19	CM	**7**

CAMS
Straight cam for tubular, exit device, or mortise functions Z1 & Z4 only.

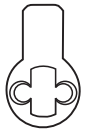

2101 Straight Cam

USE WITH MORTISE CYLINDER	PART #	CODE	PRICE
MARKS	2101	1	**5**
Arrow/Sargent	2101-A	A1	**5**
Corbin Russwin	2101-C	C1	**5**
Schlage®	2101-S	S1	**5**

CAMS
Cloverleaf cam for mortise functions Z2, Z3, Z5, Z6 only.

2102 Cloverleaf Cam

USE WITH MORTISE CYLINDER	PART #	CODE	PRICE
MARKS	2102	2	**5**
Arrow/Sargent	2102-A	A2	**5**
Corbin Russwin	2102-C	C2	**5**
Schlage®	2102-S	S2	**5**

FOR ADDITIONAL DESIGNS, ASK FOR THE CUSTOM LOCK DIVISION CATALOG OR VISIT OUR WEBSITE @ WWW.MARKSUSA.COM
631-225-5400 • 1-800-526-0233 • Fax 631-225-6136 • ©2014 MARKS USA

REQUEST TO EXIT (REX)

CYLINDRICAL ELECTRIFIED LEVERSET

ANSI-A156.2 • Grade 1
3 Hour Fire Rating
c UL us LISTED

EA195 Series Leverset w/American Lever

Marks USA has developed the **Grade 1 "Survivor" Series Cylindrical Lockset** incorporating a **Request to Exit (REX)** switch in both **Electrified** and **Storeroom** functions. Activating the inside lever for egress initiates the built-in **REX** output, providing a momentary signal for the access control **REX** input, for alarm shunt during egress.

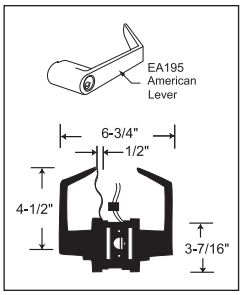

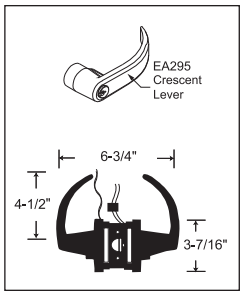

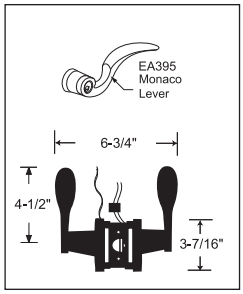

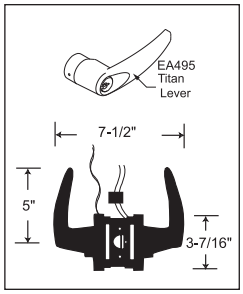

Standard Features

- Backsets: 2-3/4"; 2-3/8", 3-3/4" or 5" optional
- Latch #1834, Front: 1-1/8" x 2-1/4"; Throw: 9/16"; Stainless steel nose
- Levers: Solid cast Zamac w/ 1/2" return (except 395 & 495)
- Rose: Thru-bolted, 3-7/16" dia., spring loaded 2-#10 thru-bolts
- Strike: #1135, 4-7/8" ASA curved lip
- Door thickness: 1-5/8" to 1-7/8" (For 1-3/8" door use K1704 spacer)
- Cylinder: MARKS "C" keyway, 6 pin w/ 2 keys
- Request to Exit Switch: Single pole, double throw, 3 amp,125 AC, wired either normally open or normally closed
- Electrified functions - 100% duty cycle, 24V/DC standard, supplied with bridge rectifier; 3 watts, .25amps
- 12V/DC Optional, Contact factory for additional options
- Features "The Clutch" • UL Listed, 3 hour fire rating

LOCKSET & LEVER DESIGN	CON. CORE	IC CORE	FUNCTION	ANSI #	DESCRIPTION	FINISH GROUPS	
						26D	3, 4, 10, 10B, 26
EA195 American lever **EA295** Crescent lever **EA395** Monaco lever **EA495** Titan lever	**F**	**RF**	STOREROOM	F86	Latch by lever inside. Outside lever always locked.	**558**	**633**
EA195 American lever **EA295** Crescent lever **EA395** Monaco lever **EA495** Titan lever	**FEL**	**RFEL**	ELECTRICALLY LOCKED	—	Outside always locked electrically. Open by key outside, switch or loss of power. Latch by lever inside.	**758**	**834**
EA195 American lever **EA295** Crescent lever **EA395** Monaco lever **EA495** Titan lever	**FEU**	**RFEU**	ELECTRICALLY UNLOCKED	—	Outside always locked until unlocked by key or electrically energized. Latch by lever inside.	**758**	**834**
LEVERSETS ARE PACKED 6 PER CASE							

✱Standard IC Core Models: Interchangeable Core models for 6 or 7 pin cores (not included).

Accepts: Marks, Medeco KeyMark™, Falcon & Best®. IC Core Tailpieces ARE Included.

How To Order Example for REX Leversets

EA195	F	/	26D	—	G3
1. Lockset Series	*2. Marks Function*	*Slash*	*3. FInish*	*Dash*	*4. Options*

LOCK SERIES
- ❒ EA195
- ❒ EA295
- ❒ EA395
- ❒ EA495

MARKS FUNCTION
- ___ F
- ___ RF
- ___ FEL
- ___ RFEL
- ___ FEU
- ___ RFEU

FINISH
- ❒ 3 ❒ 4
- ❒ 10 ❒ 10B
- ❒ 26 ❒ 26D

OPTIONS
_____
_____
_____

Electrified Locksets

ELECTRIFIED LOCKSETS

CYLINDRICAL LEVERSETS & MORTISE LOCKSETS

ANSI-A156.2 • Grade 1
3 Hour Fire Rating
c UL us LISTED

195FEL/FEU Series Leverset w/American Lever

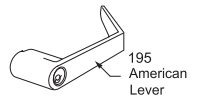

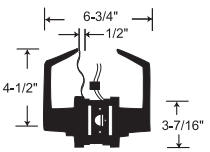

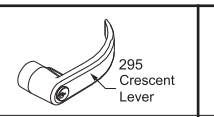

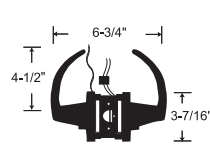

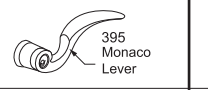

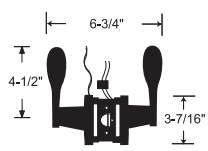

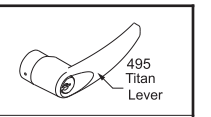

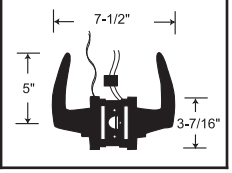

Series 195, 295, 395, 495 Cylindrical Leverset Standard Features

- Backsets: 2-3/4", 2-3/8", 3-3/4", 5"
- Latch #1834, Front: 1-1/8" x 2-1/4"; Throw: 9/16"; Stainless steel nose
- Levers: Solid cast Zamac w/ 1/2" return
- Rose: Thru-bolted, 3-7/16" dia., spring loaded 2-#10 thru-bolts
- Strike: #1135, 4-7/8" ASA curved lip
- Door thickness: 1-5/8" to 1-7/8" (For 1-3/8" door use K1704 spacer)
- Cylinder: MARKS "C" keyway, 6 pin w/ 2 keys or IC Core housing
- Electrified functions - 100% duty cycle, 24V/AC supplied with bridge rectifier; 24V/DC, .21 Amps
- 12V/DC Optional, Contact factory for additional options
- Features "The Clutch"
- UL Listed, 3 hour fire rating

SERIES 195, 295, 395, 495 GRADE 1 ELECTRIFIED CYLINDRICAL LEVERSETS					FINISH GROUPS	
COMMERCIAL CYLINDER	IC CORE CYLINDER	MARKS FUNCTION	DESCRIPTION		3, 26D	4, 10, 10B, 26
FEL	RFEL	ELECTRICALLY LOCKED (Fail Safe)	Outside always locked electrically. Open by key outside, switch or loss of power. Deadlocking latch by lever inside. Lever only.		609	685
FEU	RFEU	ELECTRICALLY UNLOCKED (Fail Secure)	Outside always locked until unlocked by key or electrically energized. Deadlocking latch by lever inside. Lever only.			

✱Standard IC Core Models: Interchangeable Core models for 6 or 7 pin cores (not included).

Accepts: Marks, Medeco KeyMark™, Falcon & Best®. IC Core Tailpieces ARE Included.

Series 5 Electrified Mortise Lockset Standard Features

- 2-3/4" Backset ONLY
- 1" Stainless steel bolt throw
- 3/4" Latch throw (anti-friction) separator
- 1/2" Auxiliary latch throw
- Stamped steel case .090 thick., Zinc dichromate finish
- 1-1/4" x 8" Lock front, Adjustable bevel
- Steel hubs, 9/32" on diamond, 5/16" on square w/security separator
- 100% Duty Cycle 24V/DC, 12V/DC Optional supplied with bridge rectifier (350 ma)

Series 5 Electrified Mortise Shown



OPTIONS	CODE	PRICE
Auxiliary Latch	E3	**41**
Request to EXit Switch	W10	**129**
Key Override Sensor	W11	**129**
Request to EXit switch, Key Sensor & Bolt Sensor	W13	**407**
Bolt Sensor	W14	**149**
Latch Sensor	W15	**149**

SERIES 5 ELECTRIFIED MORTISE LOCKSET			FINISH GROUPS	
MARKS FUNCTION	DESCRIPTION		3, 32D	10, 10B, 32
EL: ELECTRICALLY LOCKED (Fail Safe)	Outside always locked electrically. Open by key outside, switch or loss of power. Auxiliary latch deadlocks latch. Inside always open.		833✱	854✱
EU: ELECTRICALLY UNLOCKED (Fail Secure)	Outside always locked until unlocked by key or electrically energized. Auxiliary latch deadlocks latch. Inside always open.			

✱ **Lock Body Price ONLY. Due to numerous trim and finish options, please refer to the Marks USA Mortise Lockset Price Book.**

FOR ADDITIONAL DESIGNS, ASK FOR THE CUSTOM LOCK DIVISION CATALOG OR VISIT OUR WEBSITE @ WWW.MARKSUSA.COM
631-225-5400 • 1-800-526-0233 • Fax 631-225-6136 • ©2014 MARKS USA

GATE LOCKS (Reversible)

US PAT.#4,875,725 "NO FALL OUT" FEATURE:
Parts will not fall out when cover is removed.
Replaces Multilock gate locks.

Swinging Gate Locks

Standard Features

- Easily reversible
- Case, cast aluminum 3-5/8" x 6-1/4" x 1"
- Bronze powder coat finish
- Groove: 1/2" wide x 3/16" deep, all sides for wire gate insertion
- 5 pin cylinder(s)
- Lock only, no keeper furnished

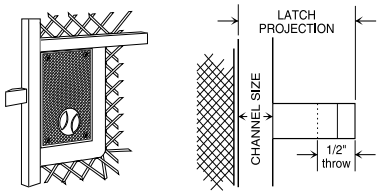

Single Cylinder Model
*With cylinder
Suffix K
Add $31

Double Cylinder Model
*With cylinders
Suffix M
Add $63

MODEL #	LATCH PROJECTION	CHANNEL SIZE	PRICE LESS CYL.*	WT. / LBS.
W3700	1-1/8"	1/2"	**139**	20
W3710	1-1/4"	5/8"	**139**	20
W3720	1-3/8"	3/4"	**139**	20
W3730	1-7/8"	1-1/4"	**156**	20
W3750	1-1/8"	1/2"	**195**	21
W3760	1-1/4"	5/8"	**195**	21
W3770	1-3/8"	3/4"	**195**	21
W3780	1-7/8"	1-1/4"	**215**	21

GATE LOCKS ARE PACKED 12 PER CASE

Sliding Gate Locks

Standard Features

- Easily reversible
- Case, cast aluminum 3-5/8" x 6-1/4" x 1"
- Bronze powder coat finish
- Groove: 1/2" wide x 3/16" deep, all sides for wire gate insertion
- 5 pin cylinder(s)
- Lock only, no keeper furnished

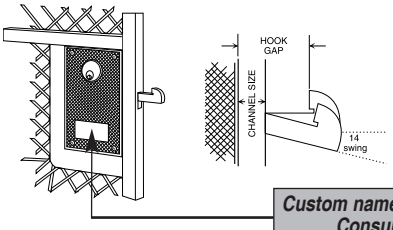

Custom nameplate available. Consult factory.

Single Cylinder Model
*With cylinder
Suffix K
Add $31

Double Cylinder Model
*With cylinders
Suffix M
Add $63

MODEL #	HOOK GAP	CHANNEL SIZE	PRICE LESS CYL.*	WT. / LBS.
W3800	.825"	1/2"	**139**	21
W3810	.950"	5/8"	**139**	22
W3820	1.075"	3/4"	**139**	21
W3830	1.625"	1-1/4"	**156**	22
W3850	.825"	1/2"	**195**	22
W3860	.950"	5/8"	**195**	22
W3870	1.075"	3/4"	**195**	22
W3880	1.625"	1-1/4"	**215**	22

GATE LOCKS ARE PACKED 12 PER CASE

Parts

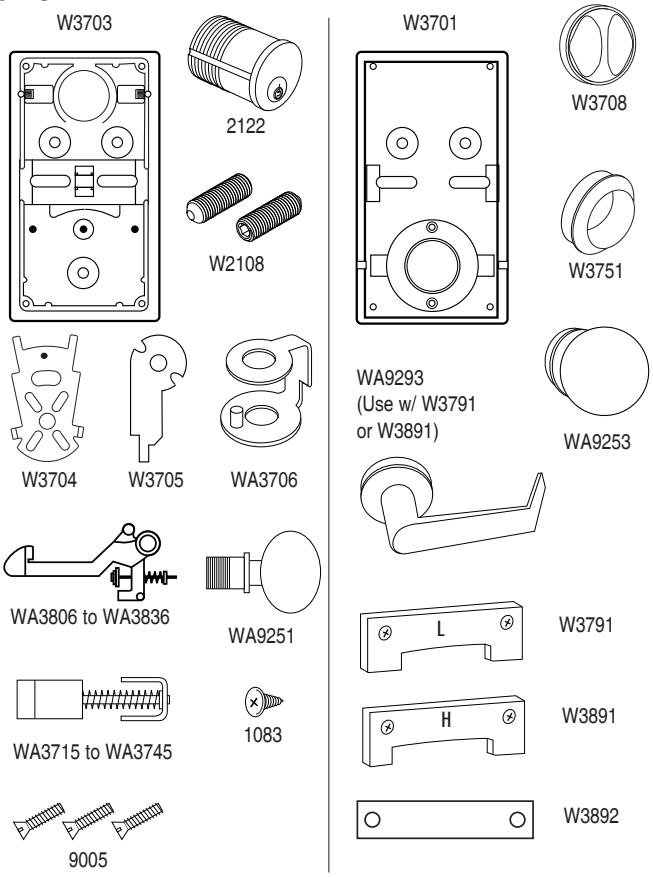

PART #	DESCRIPTION	PRICE
1083	Retainer/fork screw	**.58**
2122	Mortise cylinder	**41**
W2108	Cylinder set screw	**.58**
9005	Case screw	**.58**
W3701	Cover	**41**
W3703	Case	**63**
W3704	Fork	**7**
W3705	Latch lever	**6**
W3708	Turnpiece	**21**
W3751	Double cylinder collar with set screw	**41**
W3791	Lever stop plate - Swinging gate lock (w/W3892)	**13**
W3891	Lever stop plate - Sliding gate lock (w/W3892)	**13**
W3892	Lever slide cover	**4**
WA3706	Latch adapter	**13**
WA3715	Latch assembly - 1-1/8" projection	**30**
WA3725	Latch assembly - 1-1/4" projection	**30**
WA3735	Latch assembly - 1-3/8" projection	**30**
WA3745	Latch assembly - 1-7/8" projection	**41**
WA3806	Hook assembly - .825" gap	**41**
WA3816	Hook assembly - .950" gap	**41**
WA3826	Hook assembly - 1.075" gap	**41**
WA3836	Hook assembly - 1.625" gap	**50**
WA9251	Exterior knob assembly	**82**
WA9253	Interior knob assembly	**82**
WA9293	Interior lever assembly (with W3791 & W3891)	**122**

SERIES HA113 CUSTOM LOCK DIVISION

HOUSING AUTHORITY MORTISE LOCKSET

SERIES HA113			BHMA CERTIFIED FINISH GROUPS
MARKS #	FUNCTION	ANSI #	20A
KEYED SINGLE CYLINDER, NO DEADBOLT			
D	OFFICE VESTIBULE		**561**
DW	VESTIBULE		
E	OFFICE	F04	
EW	STOREROOM	F07	
GL	INST. PRIVACY	F26	
J	CLASSROOM	F05	
JM, JR	HOSPITAL (HOLDBACK)	F06	
EL	ELECTRICALLY LOCKED		**1118**
EU	ELECTRICALLY UNLOCKED		
KEYED SINGLE CYLINDER, WITH DEADBOLT			
A	ENTRANCE	F08, F10	**576**
B	ENTRANCE	F21	
F	DORMITORY	F12	
FS	DORMITORY		
FW	DORMITORY	F13	
FD	APARTMENT	F20	**617**
H	HOTEL	F15	
LH	SPEC. PRIVACY		
KEYED DOUBLE CYLINDER, NO DEADBOLT			
G	ENTRANCE	F09	**617**
GC	INTRUDER LATCHBOLT	F32	
GG	CLASSROOM SECURITY		
GR	CLASSROOM SECURITY w/HOLDBACK		
WW	INSTITUTION	F30	
KEYED DOUBLE CYLINDER, WITH DEADBOLT			
AC	ENTRANCE	F35	**617**
C	STOREROOM	F14	
FC	INTRUDER DEADBOLT	F34	
FA	DORMITORY	F11	
FX	DORMITORY	F33	
KEYLESS			
N	PASSAGE	F01	**490**
L	BATHROOM	F02	**543**
LF	PRIVACY	F19	
LJ	PRIVACY	F22	**596**
EX	EXIT	F31	**561**

For pricing, finishes and availability, consult factory

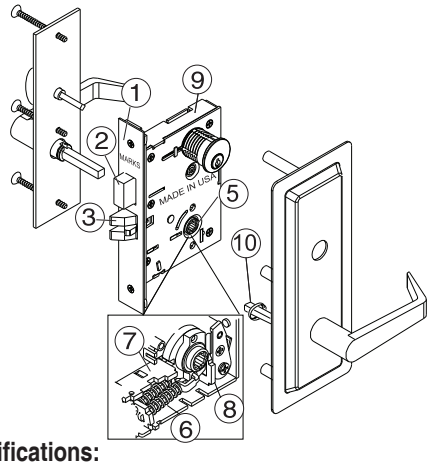

Performance Specifications:

Life Test: 1,500,000 cycles minimum.

ANSI Test: Meets or exceeds all operational and security tests of ANSI specifications A156.13-2005 for series 1000, Grade 1.

Fire Test: UL Listed, 3 hour fire rated. Meets ADA requirements.

Trim Specifications:

"Barrier" Thru-bolted steel lever/plate assemblies with brass machined lever bearings. Screwless forged American levers, 4-1/2" long to meet ADA requirements, fastened to plates with hardened snap rings. Spring loaded 5/16" spindles (no set screws). Dark bronze powder coated finish.

Exterior: Wrought steel lever/plate assembly. 10-1/8" x 4" x 5/64" with 3 concealed welded thru-posts. Center post braces lock body for proper alignment in 1-3/4" thick door. Plate covers cylinder with only the keyway exposed.

Optional Exterior: Plate prepared for IC core cylinder.

Interior: Flat steel lever/plate assembly. 10-3/4" x 3-1/8" x 3/32" thick with 3 each 1/4"-20 mounting bolts. Center bolt passes through lock body to integrate trim with lock.

Cylinder: 1-1/8" long, 6 pin, solid brass with spacing collar concealed under exterior "Barrier" plate; 2 keys.

Strike: 4-7/8" x 1-1/4" x 3/32" thick, 5/8" curved lip. Conforms to ANSI spec., A115.1.

Door Thickness: 1-3/4" standard. Extended range available.

Lock Specifications: 5 Series (2-3/4" Backset)

1. **Lock Front:** Adjustable bevel steel backplate 1-1/4" x 8" x 7/64" thick. Cover plate 1/16" thick.
2. **Deadbolt:** Stainless steel w/hardened roll pins, 1" throw.
3. **Latch:** Solid stainless steel with antifriction latch lever, 3/4" throw (reversible).
4. **Auxiliary deadlatch:** 1/2" throw (reversible) - (not shown).
5. **Hubs:** Steel, 9/32" on diamond, 5/16" on square w/security separator.
6. Independent exterior and interior lever support springs.
7. **Hub Follower:** (to lock hub) steel 1/8" thick.
8. **Hub Stop:** (to limit lever travel) steel 1/8" thick.
9. **Case:** Stamped steel 3/32" thick, zinc dichromate finish.
10. **Spindles:** Independent spring-loaded spindles, 5/16" square.

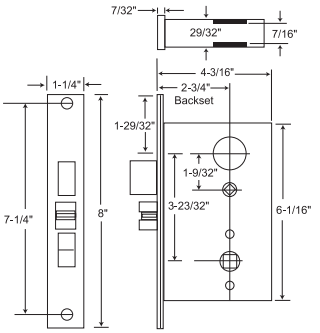

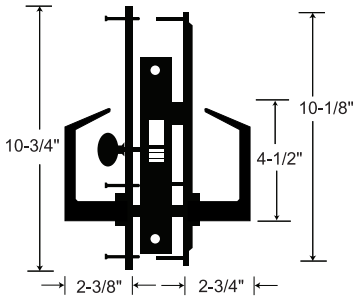

Custom Locksets

FOR ADDITIONAL DESIGNS, ASK FOR THE CUSTOM LOCK DIVISION CATALOG OR VISIT OUR WEBSITE @ WWW.MARKSUSA.COM
631-225-5400 • 1-800-526-0233 • Fax 631-225-6136 • ©2014 MARKS USA

CUSTOM LOCK DIVISION

MAXIMUM SECURITY MORTISE LOCKSET

Series LA318GJ

LocDown™ by MARKSUSA

INTERIOR TRIM

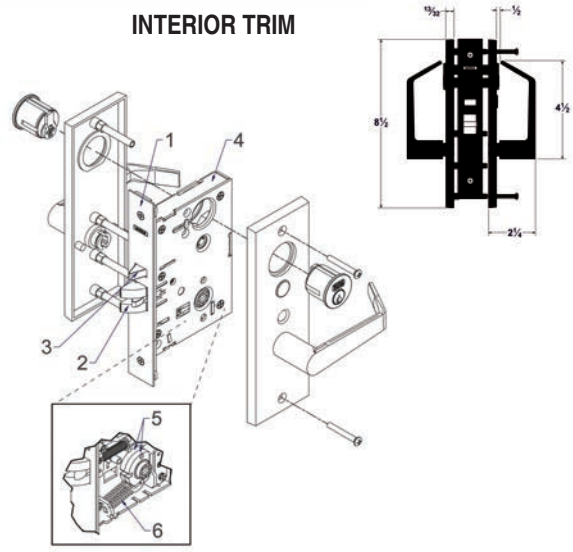

MARKS #	FUNCTION	List Price 32D
GJ	Classroom Security w/ Indicator Engraving	$890

OPTIONS	Code	Price
Less Cylinders	G3	-$30
IC Core Housing	G1	N/C

HOW TO ORDER

Series Fuction / Finish Option

LA318 GJ / 32D - G3

PERFORMANCE SPECIFICATIONS:

Life Test: 1,500,000 cycles, minimum

Strength Test: 530 inch lbs. torque on exterior lever. When applied, lockset remains locked. (Torque of over 550 inch lbs. will cause spindle failure. However, lockset remains locked once spindle is replaced, lockset is fully operational.)

ANSI TEST: Certified to meet or exceed all operational and security tests of ANSI/BHMA A156.13-2012 for series 1000, Grade 1.

FIRE TEST: UL listed, 3 hour fire rated.
Meets ADA requirements.

WARRANTY: Lifetime mechanical limited warranty

All other functions available with latch, deadlatch and deadbolt combinations.

FUNCTION SPECIFICATION: LA318GJ CLASSROOM INTRUDER

Latch by lever either side except when outside lever is locked from inside or outside by key. When locked, exterior key will retract latchbolt. Outside key locks or unlocks exterior lever. Inside key is single acting in one direction and will lock exterior lever only; will not unlock exterior lever. Auxiliary latch deadlocks latch. Inside always free for egress

TRIM: Cast satin stainless steel escutcheon 8-1/2"x2-3/4"x7/16". Recess in escutcheon to accept cylinder with rotating security cylinder ring. Cast screwless satin stainless steel lever handles to within 1/2" from face of door secured to escutcheon plate with hardened steel retainer ring. Lever handle, with spring-loaded torque sensitive 5/16" spindle. Integral torque override preventer recessed into escutcheon plate. Spindle will yield if excessive torque applied, preventing any damage to lock body.

Exterior: Two ¼" diameter threaded thru posts.
Two ¼" diameter center posts pass thru lock body, automatically aligning trim.

Interior: Two #10-32 phillips head stainless steel mounting thru bolts. Escutcheon with "LOCK" and directional arrow engraved and black filled near cylinder location. Occupancy indicator recessed into escutcheon plate. Indicator window to display unlocked (green day-glo) and LocDown™ (red day-glo) positions.

Cylinders: Two 1-1/8", 6-pin solid brass with 2101 cam int., 2105 cam ext., with two keys. Outside cylinder rotates in both directions. Inside cylinder rotates in one direction only. Cams supplied to accommodate Corbin™, Sargent™ and Schlage™ cylinders.

Strike: 4-7/8" X 1-1/4" X 3/32" thick, 5/8" curved lip. Conforms to ANSI spec. 115.1.

Door Thickness: 1-3/4"

Lock Body: 5 series "GJ" function double cylinder lock. Lock handing completely reversible without opening lock case.

1. Lock Front – Adjustable bevel steel backplate 1 ¼"x 8 x 7/64" thick. Cover plate 1/16"thick, with phillps screws
2. Latch – solid stainless steel w/ antifriction latch lever ¾" throw
3. Auxiliary Deadlatch – ½" throw
4. Case – stamped steel 3/32" thick
5. Hubs – Steel, 9/32" on diamond, 5/16" on square w/ security separator
6. Indepentant exterior and interior lever support springs

GRADE 1 195SS LifeSaver™ CYLINDRICAL LEVERSETS

BHMA CERTIFIED		ANSI-A156.2 • Grade 1 3 Hour Fire Rating	c UL us LISTED	195SS SERIES

195SS Series Leversets Shown Below

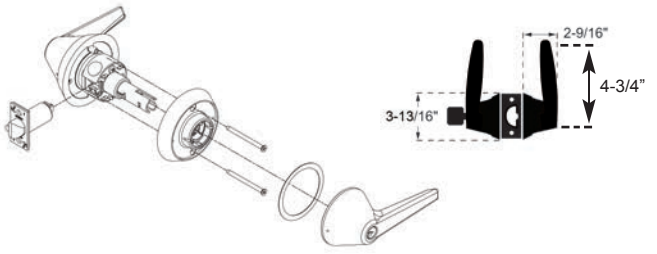

Standard Features

- ANSI-A156.2 Grade 1, UL listed 3 Hr. Fire Rating
- Backset: 2-3/4" Standard, 2-3/8", 3-3/4", 5" Available
- Latch #1834, stainless steel nose
- **Levers: Solid cast stainless steel. Levers Rotate up & down freely in locked or unlocked position**
- Levers recessed into solid stainless steel roses eliminating any open gap
- Roses: Thru-bolted, spring loaded, #10 thru-bolts
- Strike: #1135, 4-7/8" ASA curved lip strike
- Door thickness: 1-3/4" +/- 1/16"
- Cylinder: MARKS "C" keyway, 6 pin w/ 2 keys
- Stainless steel retractor

SERIES 1SS19

MARKS #		DESCRIPTION	ANSI #	FINISH	PRICE
COMM. CYL.	ACCEPTS IC CORE CYL.*				
N	—	PASSAGE	F75	32D	814
L	—	PRIVACY	F76		835
LK	—	PRIVACY	F76 MOD.		861
P	—	PATIO	F77		830
DC	RDC	COMMUNICATING	F80		893
A	RA	ENTRY	F81		851
B	RB	ENTRY	F82A		851
AB	RAB	ENTRANCE	F109		851
AQ	—	EXIT	F83		840
S	RS	CLASSROOM	F84		851
F	RF	STOREROOM	F86		851
DW	RDW	INSTITUTION	F87		893
DA	RDA	VESTIBULE	F88		893
FQ	—	EXIT	F89		840
T	RT	CORRIDOR	F90		861
TK	RTK	HOSPITAL/PRIV.	F90 MOD.		830
GB	RGB	STORE DOOR	F91		861
BS	RBS	SVC. STATION LOCK	F92		903
DB	RDB	CLASSROOM INTRUDER	F110		992
DO	—	DUMMY TRIM OUTSIDE	—		672
DT	—	FULL DUMMY TRIM	—		772
NB	—	COMM. PASSAGE	F111		793
FB	RFB	COMM. STOREROOM	F112		845
SB	RSB	COMM. CLASSROOM	F113		845
FEL	RFEL	ELECTRICALLY LOCKED	—		1019
FEU	RFEU	ELECTRICALLY UNLOCKED	—		1019

PACKED 6 PER CASE

OPTIONS	CODE	PRICE	OPTIONS	CODE	PRICE
For 2" doors	D1	**50**	Yale conventional	F7	**21**
For 2-1/4" doors	D2	**50**	Sargent conventional cylinder	F8	**21**
Over 2-1/4" - 4" thickness	D9	**617**	Corbin conventional cylinder	F9	**21**
2-3/8" backset, 1" x 2-1/4" face	E6	**NC**	Corbin 6 pin IC core	F12	**30**
2-3/4" backset, 3/4" throw, Gr. 1	E8	**257**	Corbin 7 pin IC core	F13	**30**
5" backset, 9/16" throw, Gr. 1	E9	**41**	Yale 6 pin IC core	F14	**21**
3-3/4" backset, 9/16" throw, Gr. 1	E10	**41**	Yale 7 pin IC core	F15	**21**
Less cylinder	G3	**Deduct 15**	Sargent IC core	F20	**21**
2-3/4" "T" strike	S3	**NC**	Medeco IC core large format	F21	**21**

How To Order

195SS	F	/	32D	—	G3
1. Lockset Series	*2. Marks Function*	*Slash*	*3. FInish*	*Dash*	*4. Options*

★ Standard & HI-SECURITY™ IC Core Models: Interchangeable Core models for 6 or 7 pin cores (not included). **Accepts:** Marks, Marks HI-SECURITY™, Medeco®, KeyMark™, Falcon, Schlage® small format & Best®. **IC Core Tailpieces ARE Included.**

MARKS USA HI-SECURITY OPTION

Antimicrobial Finish Available
Option Code: AM

Institutional Life Safety

FOR ADDITIONAL DESIGNS, ASK FOR THE CUSTOM LOCK DIVISION CATALOG OR VISIT OUR WEBSITE @ WWW.MARKSUSA.COM

631-225-5400 • 1-800-526-0233 • Fax 631-225-6136 • ©2014 MARKS USA

SERIES 5SS55 KNOB & 5SS19 LEVER

INSTITUTIONAL LifeSaver™ MORTISE LOCKSETS

BHMA CERTIFIED	SERIES 5	c UL us LISTED	FINISH 32D	
MARKS #	FUNCTION	ANSI #	SS55 Knob	SS19 Lever
KEYED SINGLE CYLINDER, NO DEADBOLT				
D	OFFICE VEST.		1066	1066
DW	VESTIBULE			
E	OFFICE	F04		
EW	STOREROOM	F07		
J	CLASSROOM	F05		
GL	INSTIT. PRIVACY	F26		
EL	ELECTRICALLY LOCKED		1377	1377
EU	ELECTRICALLY UNLOCKED			
KEYED SINGLE CYLINDER, WITH DEADBOLT				
A	ENTRANCE	F08, F10	1239	1239
B	ENTRANCE	F21		
F	DORMITORY	F12		
FS	DORMITORY			
FW	DORMITORY	F13		
KEYED DOUBLE CYLINDER, NO DEADBOLT				
G	APARTMENT	F09	1095	1095
GC	INTRUDER LATCHBOLT	F32		
GG	CLASSROOM SECURITY			
WW	INSTITUTIONAL	F30		
KEYED DOUBLE CYLINDER, WITH DEADBOLT				
AC	ENTRANCE	F35	1095	1095
C	STOREROOM	F14		
FA	DORMITORY	F11		
FX	DORMITORY	F33		
KEYLESS				
N	PASSAGE	F01	1027	1027
L	BATHROOM	F02	1221	1221
LF	PRIVACY	F19		
LJ	PRIVACY	F22	1250	1250
EX	EXIT	F31		
DUMMY TRIM				
DI	DUMMY TRIM INSIDE		567	567
DO	DUMMY TRIM OUTSIDE			
DT	FULLY DUMMY		1131	1131

★Standard & HI-SECURITY™ IC Core Models:
Interchangeable Core models for 6 or 7 pin cores (not included).
Accepts: Marks, Marks HI-SECURITY™, Medeco®, KeyMark™, Falcon, Schlage® small format & Best®. **IC Core Tailpieces ARE Included.**

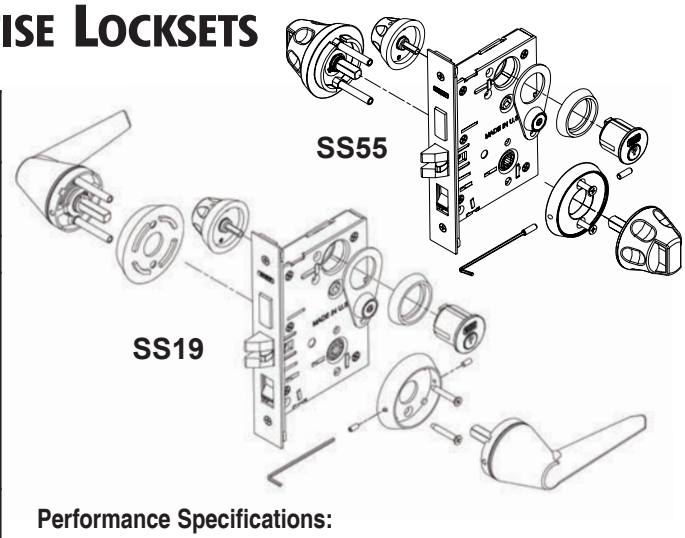

Performance Specifications:

Life Test: 1,500,000 cycles minimum.
ANSI Test: Meets or exceeds all operational and security tests of ANSI specifications A156.13-2005 for series 5000, Grade 1.

Trim Specifications:

Exterior & Interior Trim:

- Solid stainless steel interior and exterior tapered knobs or levers recessed into thru-bolted roses.
- Safety knobs with recessed grip and finger indents *(Patent #D587556).* Safety lever for handicapped access on clutch operated Mortise lock.
- Ergonomically designed grooved turn knob for deadbolt functions.

Cylinder: Solid stainless steel cylinders with solid stainless steel security collars; Optional HI-SECURITY™ cylinders available
Strike: 4-7/8" curved lip stainless steel w/tamperproof screws
Door Thickness: 1-3/4" standard; Extended range available
Door Prep: ANSI A115.1 lock face cutout, with 2-1/8" through hole for knob/rose assembly

Lock Specifications: 5 Series (2-3/4" Backset) 55 Series (2-1/2" Backset)

Lock Front: Adjustable bevel steel backplate 1-1/4" x 8" x 7/64" thick, Cover plate 1/16" thick with tamper proof screws
Latch: Solid stainless steel with antifriction latch lever, 3/4" throw (reversible)
Levers: Solid cast stainless steel. **Levers Rotate up & down freely in locked or unlocked position**
Aux. Deadlatch: 1/2" throw, (reversible)
Case: Stamped steel 3/32" thick, zinc dichromate finish
Hubs: Steel, 9/32" on diamond, 5/16" on square w/security separator
Hub Lock Arm: (to lock hub) Steel 1/8" thick
Spindles: Independent spring-loaded spindles

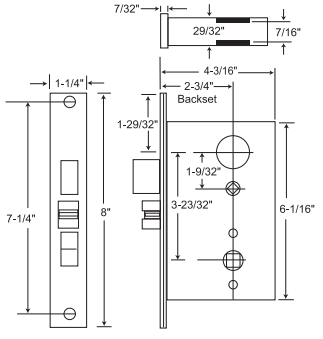

Antimicrobial Finish Available Option Code: AM

Quick Privacy Access A9618-1 Shown; Option Code A25

How To Order						
5SS55 Knob	5SS19 Lever	J	/	32D	—	G3
1. Lockset Series		2. Marks Function	Slash	3. FInish	Dash	4. Options

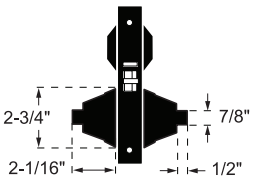

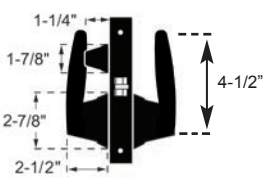

Institutional Life Safety

SERIES 180SS INSTITUTIONAL LifeSaver™ LOCKSETS

INSTITUTIONAL LIFE SAFETY CYLINDRICAL KNOBSETS & LOCKSETS

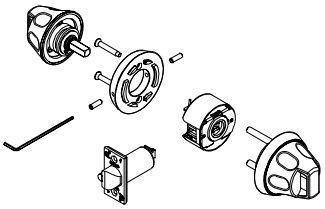

SERIES 1SS55			FINISH GROUPS
MARKS #	FUNCTION	ANSI #	32D
KEYED SINGLE CYLINDER, WITH DEADBOLT			
K	CYLINDER x KNOB	E0121	**1073**
KEYLESS			
N	PASSAGE	F75	**1042**

Antimicrobial Finish Available
Option Code: AM

Performance Specifications

Life Test: 1,500,000 cycles minimum.

ANSI Test: Meets or exceeds all operational and security tests of ANSI specifications A156.2-2003 for series 1000, Grade 1.

Fire Test: UL Listed, 3 Hour fire rated. c UL us LISTED

Exterior & Interior Trim:

- Solid stainless steel interior and exterior tapered knobs recessed into thru-bolted roses
- Specially designed finger indented safety knobs with recessed grip and ergonomically designed integral grooved turn knob for elderly and handicapped access *(Patent #D587556)*
- Needle bearings ensure smoothness of operation

1SS55K Cylindrical Deadlatch Lockset: ANSI E0121 Cylinder x Knob

Strike: #1136, 2-3/4" "T" strike; #1135 4-7/8" ASA strike optional
Door Prep: ANSI 115.2
Latch: ANSI 156.2, Grade 1, 3 Hour fire rated
Door Thickness: 1-3/4"
Backset: 2-3/4" Backset; 3-3/4" and 5" backsets also available
Latch Face: 1-1/8" x 2-1/4" with tamper proof screws
Cylinder: Solid brass cylinder, 6-pin, "C" keyway; Optional HI-SECURITY™ cylinders available

1SS55N Cylindrical Lockset: ANSI F75 Passage

Strike: #1136, 2-3/4" "T" strike
Door Prep: ANSI 115.2
Latch: ANSI 156.2, Grade 1, 3 Hour fire rated
Backset: 2-3/4" backset standard, 2-3/8" backset optional; 3-3/4" and 5" backsets also available
Latch Face: 1-1/8" x 2-1/4" with tamper proof screws
Latch Throw: 9/16"

★Standard & HI-SECURITY™ IC Core Models:
Interchangeable Core models for 6 or 7 pin cores (not included).
Accepts: Marks, Marks HI-SECURITY™, Medeco®, KeyMark™, Falcon, Schlage® small format & Best®. **IC Core Tailpieces ARE Included.**

180SSK: Function E0121; Latch by knob inside, key outside.

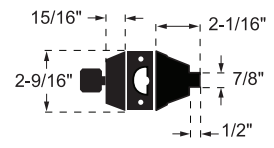

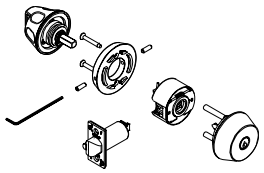

180SSN: Function F75; Latch by knob either side, always open.

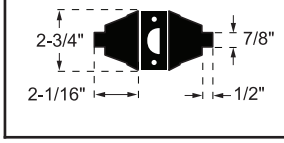

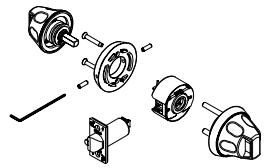

SERIES 31SS55 INSTITUTIONAL LifeSaver™ LOCKSETS

INSTITUTIONAL LIFE SAFETY MORTISE DEADLOCK

SERIES 31SS55			BHMA CERTIFIED FINISH GROUPS
MARKS #	FUNCTION	ANSI #	32D
KEYED SINGLE CYLINDER, WITH DEADBOLT			
K	CYLINDER x KNOB	E06071	**447**
S	CLASSROOM	E06091	**476**

31SS55K: Function E06071;
Deadbolt by outside key.
Interior safety knob will retract but not project deadbolt.

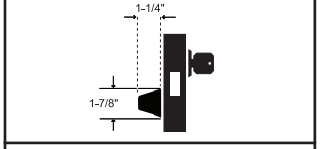

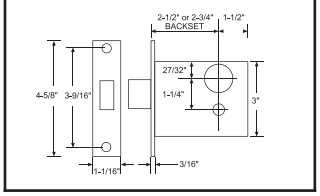

31SS55S: Function E06091;
Deadbolt by outside key.
Turnpiece will retract but not project deadbolt.

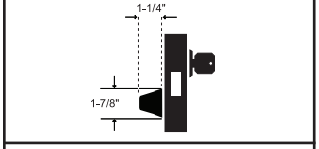

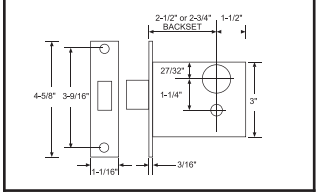

Performance Specifications:



Life Test: 1,500,000 cycles minimum.

ANSI Test: Meets or exceeds all operational and security tests of ANSI/BHMA Certified A156.5-2001 for series 31, Grade 1.

Fire Test: UL Listed, 3 Hour fire rated. c UL us LISTED

Trim Specifications:

Interior Trim: Solid stainless steel interior trim including finger indented safety knobs which recess into solid brass through-bolted roses.

Series 31 Deadlock Specifications:

Antimicrobial Finish
Option Code: AM

Backset: 2-3/4"
Bolt throw: 1" stainless steel w/hardened roll pins
Case: Stamped Steel
Front: 1-1/16" x 4-5/8" adjustable bevel
Cylinder: Solid brass cylinder, 6-pin, "C" keyway, 2 keys. Optional HI-SECURITY™ cylinders available.
Strike: #4035 Included

★Standard & HI-SECURITY™ IC Core Models:
Interchangeable Core models for 6 or 7 pin cores (not included).
Accepts: Marks, Marks HI-SECURITY™, Medeco®, KeyMark™, Falcon, Schlage® small format & Best®. **IC Core Tailpieces ARE Included.**

FOR ADDITIONAL DESIGNS, ASK FOR THE CUSTOM LOCK DIVISION CATALOG OR VISIT OUR WEBSITE @ WWW.MARKSUSA.COM
631-225-5400 • 1-800-526-0233 • Fax 631-225-6136 • ©2014 MARKS USA

SERIES 180PD & 5PD HOSPITAL LifeSaver™ LOCKSETS

CYLINDRICAL & MORTISE PUSH/PULL PADDLESETS

Hospital Push/Pull Standard Features

- 1-3/4" door thickness, self adjusting for thicker doors
- Variable mounting positions
- Non-Handed
- Easily reversible configuration for push or pull styles

180PD Cylindrical Standard Features — **SERIES 180PD • ANSI-A156.2 • Grade 1**

- 2-3/4" backset std., 2-3/8", 3-3/4" & 5" optional
- 2-3/4" "T" strike; 4-7/8" ASA strike optional
- Government standard #161 door prep

LEAD LINING & ENGRAVING AVAILABLE

MARKS #	FUNCTION	ANSI #	FINISH: 32D Standard Consult Factory for Additional Finishes
N	PASSAGE	F75	318

PUSH/PULLS ARE PACKED 6 PER CASE

5PD, 55PD Mortise Standard Features — **SERIES 5PD, 55PD • ANSI-A156.13 • Grade 1**

- 5 Series Backset: 2-3/4";
  55 Series Backset: 2-1/2"
- Strike: #9035, 4-7/8" ASA curved lip strike

LEAD LINING & ENGRAVING AVAILABLE

MARKS #	FUNCTION	ANSI #	FINISH: 32D Standard Consult Factory for Additional Finishes
KEYED SINGLE CYLINDER, NO DEADBOLT			
D	OFFICE VEST.		735
DW	VESTIBULE		
E	OFFICE	F04	
EW	STOREROOM	F07	
J	CLASSROOM	F05	
JM, JR	HOSPITAL	F06	
GL	INSTITUTIONAL PRIVACY	F26	
EL	ELECTRICALLY LOCKED		1064
EU	ELECTRICALLY UNLOCKED		
KEYED SINGLE CYLINDER, WITH DEADBOLT			
A	ENTRANCE	F08, F10	750
B	ENTRANCE	F21	
F	DORMITORY	F12	
FS	DORMITORY		
FW	DORMITORY	F13	
FD	APARTMENT	F20	773
H	HOTEL	F15	
LH	SPECIAL PRIVACY		
KEYED DOUBLE CYLINDER, NO DEADBOLT			
G	APARTMENT	F09	783
GC	INTRUDER LATCHBOLT	F32	
GG	CLASSROOM SECURITY		
GR	CLASSROOM SECURITY w/HOLDBACK		
WW	INSTITUTIONAL	F30	
KEYED DOUBLE CYLINDER, WITH DEADBOLT			
AC	ENTRANCE	F35	783
C	STOREROOM	F14	
FC	INTRUDER DEADBOLT	F34	
FA	DORMITORY	F11	
FX	DORMITORY	F33	
KEYLESS			
N	PASSAGE	F01	633
L	BATHROOM	F02	750
LF	PRIVACY	F19	
LJ	PRIVACY	F22	688
EX	EXIT	F31	

PUSH/PULLS ARE PACKED 6 PER CASE

180PD Cylindrical Paddleset

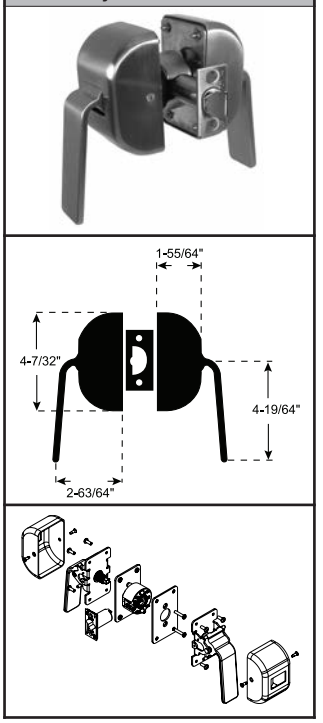

5PD Mortise Paddleset

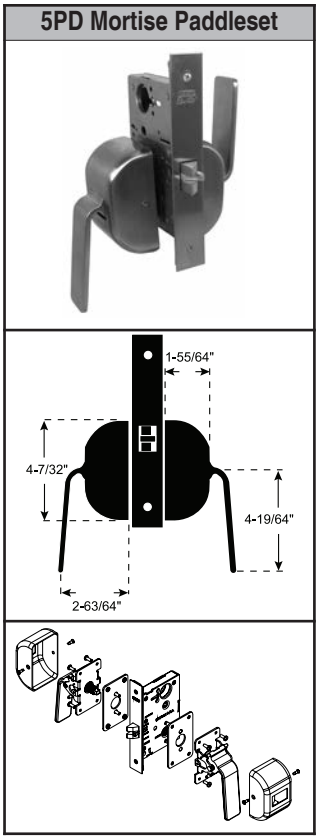

How To Order

5PD or 180PD	F	/	32D	—	G3
1. Lockset Series	*2. Marks Function*	*Slash*	*3. FInish*	*Dash*	*4. Options*

Mortise Lock Cylinders

Cylinders

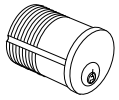
Mortise

Concealed

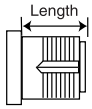

IC Core Cylinder Housings

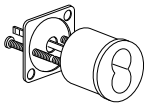
R662

Small Format IC Core 6 or 7 Pin

RA3182 Schlage® format IC Core

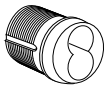
R2181

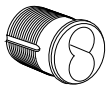
R2183

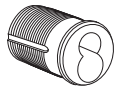
R4182

IC core pricing includes KA, KD or MK keying.

***Standard & HI-SECURITY™ IC Core Models:**
Interchangeable Core models for 6 or 7 pin cores (not included).
Accepts: Marks, Marks HI-SECURITY™, Medeco®, KeyMark™, Falcon, Schlage® small format & Best®. **IC Core Tailpieces ARE Included.**

	PART #	DESCRIPTION	PINS	LENGTH	FINISH GROUPS		
					3, 26D	5, 10, 10B, 15, 26, 32D	3E
	2122	Mortise	5	15/16"	46	48	67
	2181	Mortise	6	2-7/8"	398	—	—
	2182	Mortise	6	1-1/8"	50	56	70
	2183	Mortise	6	1-1/4"	50	56	70
	2193	Concealed	5	15/16"	67	—	—
	2194	Concealed	6	1-1/8"	71	—	—
	2196	Mortise	6	2-3/8"	277	—	—
	2197	Mortise	6	1-3/4"	108	112	126
	2198	Mortise	6	1-1/2"	86	89	108
	662	Rim	6	—	50	56	—
*	R2181	Mortise IC Core Housing	6	1"	50	56	—
*	R2182	Mortise IC Core Housing	6	1-1/4"	46	48	—
*	R2183	Mortise IC Core Housing	6 or 7	1-3/8"	46	48	—
*	R2184	IC Core Cylinder Housing	6 or 7	1-3/4"	107	107	107
*	R3182	Schlage® type IC Core, Uncombinated	6		107	—	—
*	R4182	Schlage® type IC Core Housing	6	1-1/2"	126	—	—
	R662	Rim IC Core Housing	6 or 7	1-3/8"	53	56	—
*	R1182	6 Pin Core, Uncombinated			41	—	—
*	R1183	7 Pin Core, Uncombinated			41	—	—
*	RA1182	6 Pin Core, Combinated			59	—	—
*	RA1183	7 Pin Core, Combinated			59	—	—
*	RA3182	Schlage® type IC Core, Combinated	6		126	—	—
*	RC1182	6 Pin Core, Construction Core			42	—	—
	RC1187	Plastic Core Turn Knob			7	—	—
*	RC3182	Schlage® type Construction Core			107	—	—
	RM1182	Marketry Core			44	—	—

Cylinder Cams

2101

2102

2104

2105

2106

2107-CL

PART #	DESCRIPTION	USE WITH MORTISE LOCK	CODE	PRICE
2101	STRAIGHT CAM	MARKS	1	5
2101-A		ARROW/SARGENT	A1	5
2101-C		CORBIN RUSSWIN	C1	5
2101-S		SCHLAGE	S1	5
2102	CLOVERLEAF CAM	MARKS	2	5
2102-A		ARROW/SARGENT	A2	5
2102-C		CORBIN RUSSWIN	C2	5
2102-S		SCHLAGE	S2	5

PART #	DESCRIPTION	USE WITH MORTISE LOCK	CODE	PRICE
2104	ADAMS-RITE CAM	MARKS	4	5
2105	"J" FUNCTION CAM	MARKS	5	5
2105-A		ARROW/SARGENT	A5	5
2105-C		CORBIN RUSSWIN	C5	5
2105-S		SCHLAGE	S5	5
2107-CL	"J-CL" FUNCTION CAM	MARKS	7	5
2106	"G" CAM Extended only	MARKS	6	5
2106-A		ARROW/SARGENT	A6	5
2106-C		CORBIN RUSSWIN	C6	5
2106-S		SCHLAGE	S6	5

How To Order Example for Mortise Lock Cylinders

2182	/	32D	—	1C
1. Cylinder	*Slash*	*2. FInish*	*Dash*	*3. Options*

See List Of Cylinders Available

FINISH (Pg. 8)

❒ 3 ❒ 10 ❒ 26
❒ 3E ❒ 10B ❒ 26D
❒ 5 ❒ 15 ❒ 32D

❒ **Special**
_____

Specify
- Keying
- Door Thickness

Cam and keying information must be included in the option section.

FOR ADDITIONAL DESIGNS, ASK FOR THE CUSTOM LOCK DIVISION CATALOG OR VISIT OUR WEBSITE @ WWW.MARKSUSA.COM

631-225-5400 • 1-800-526-0233 • Fax 631-225-6136 • ©2014 MARKS USA

KEYS & KEYING

Keys

Can Stamp A Maximum Of 6 Characters On Key.

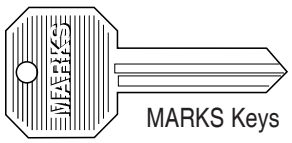

MARKS Keys

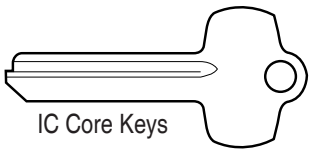

IC Core Keys

STANDARD KEYWAYS	PIN LENGTH ACCEPTS	SHOULDER INCREMENTS	PIN TO PIN TO 1st PIN	PLUG DISTANCE	DIAMETER
MARKS "A"	Arrow Kwikset Segal 9	.015"	.264"	.156"	.504"
MARKS "C"	Schlage "C"	.015"	.231"	.156"	.504"

PART #	DESCRIPTION	PRICE	
		BLANK	CUT
2164A	MARKS "A" 5 PIN BRASS	4	6
2164C	MARKS "C" 5 PIN BRASS, NICKEL PLATED	4	6
2184A	MARKS "A" 6 PIN NICKEL SILVER	5	7
2184C	MARKS "C" 6 PIN NICKEL SILVER	5	5
2185C	MARKS "C" 6 PIN LARGE BOW	7	8
R1164	IC CORE 6 OR 7 PIN (SMALL FORMAT)	5	7
R3164	SCHLAGE® IC CORE CONTROL KEY	5	7

BEST® A thru M keyway. Please specify.
IC Core pricing includes KA, KD or MK Keying.

PART #	DESCRIPTION	PRICE	
		REGULAR	IC CORE
KA	KEYED ALIKE	NC	NC
KD	KEYED DIFFERENT	NC	NC
MK	MASTER KEYED	20	NC
CMK	CONSTRUCTION MASTER KEYED (Includes GMK or MK)	29	—
GMK	GRAND MASTER KEYED	20	12
GGMK	GREAT GRAND MASTER KEYED	20	12
GGGMK	GREAT GREAT GRAND MASTER KEYED	20	—
HK	HOTEL KEYED (Guest, Maid, Emergency)	26	—
KEYING TO A SPECIFIC CODE NUMBER		14	14
STAMPING		**PRICE**	
LETTERS/NUMBERS ON KEY		6 PER KEY	
US PROPERTY - "DO NOT DUPLICATE"		6 PER KEY	
VISUAL KEY CONTROL (VKC)		5	
CONCEAL KEY CONTROL		14	
EXTRA CUT KEYS WITH LOCKSET		SEE KEYS ABOVE	
LARGE BOW KEY		6 PER KEY	
KEY BITTING CODE LIST		238	

IC CORE PRICING INCLUDES KA, KD OR MK KEYING

Construction Master Keying:

The construction master key (CMK) is to be used temporarily while the building is under construction. When construction is completed, the end user defeats the CMK's operation by turning the change key in each cylinder, rather than replace or re-keying the cylinder.

Marks USA uses a program which is called the "lost ball" program. When construction key system is set up, three small ball bearings (construction balls) are placed between the bottom pin and master pin, normally in the last chamber as a "temporary master pin". The construction key is usually the same cut as the top master key with the exception of the sixth cut which is two increments higher. The construction master key will work in any cylinder until cylinder is "defeated" by making one full rotation in the cylinder with the change key. The cylinder plug requires a small diameter "pocket" drilled on one side of one pin chamber so when rotating the cylinder with the change key the pocket will capture the construction balls. The construction pocket in the plug is smaller than a pin chamber. This prevents any top pins or master pins from entering as the plug rotates. Once the cylinder is defeated, there is no way for the cylinder to be construction keyed again without disassembling it.

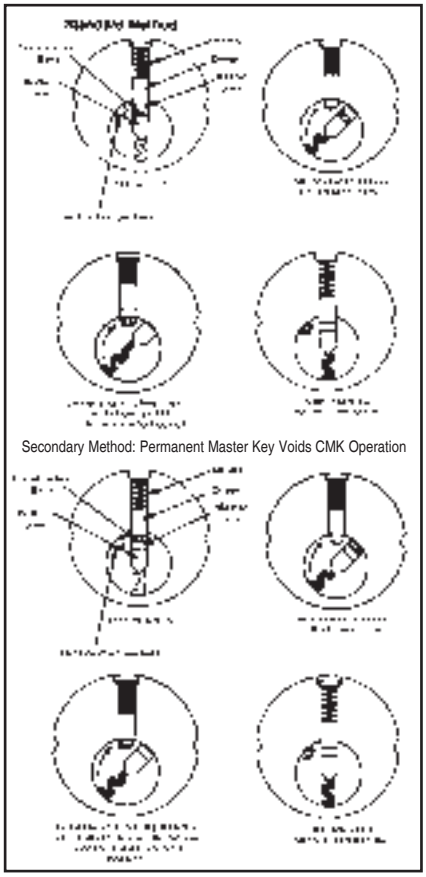

Secondary Method: Permanent Master Key Voids CMK Operation

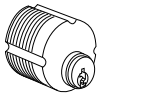

Concealed Cylinder

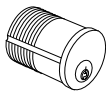

Mortise Cylinder

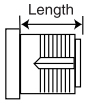

Length

Cylindrical Cylinder

Small Format IC Core 6 or 7 pin

Schlage® format IC core cylinder

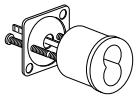

Rim Cylinder Housing

Removable Core Housing

★Standard & HI-SECURITY™ IC Core Models:
Interchangeable Core models for 6 or 7 pin cores (not included).
Accepts: Marks, Marks HI-SECURITY™, Medeco®, KeyMark™, Falcon, Schlage® small format & Best®. **IC Core Tailpieces ARE Included.**

HI-SECURITY™ CYLINDERS: NON-UL

HI-SECURITY™ MORTISE CYLINDERS

NON-UL "0" Bitted x 2 Keys; *"0" Bitted "NO KEYS" - Deduct $6*		FINISH GROUPS		
PART #	**DESCRIPTION**	**3, 26D**	**4, 5, 10, 10B, 15, 26, 32D**	**3E**
BXXX-D001A0N2	1-1/8" Mortise Cylinder	**72**	**78**	**91**
CXXX-D001A0N2	1-1/4" Mortise Cylinder	**78**	**84**	**97**
DXXX-D001A0N2	1-3/8" Mortise Cylinder	**90**	**95**	**109**
LXXX-D001A0N2	1-1/2" Mortise Cylinder	**101**	**106**	**119**
MXXX-D001A0N2	1-3/4" Mortise Cylinder	**113**	**120**	**132**
NON-UL KD x 2 Keys				
BXXX-D001A1N2	1-1/8" Mortise Cylinder	**79**	**86**	**101**
CXXX-D001A1N2	1-1/4" Mortise Cylinder	**86**	**90**	**105**
DXXX-D001A1N2	1-3/8" Mortise Cylinder	**98**	**103**	**117**
LXXX-D001A1N2	1-1/2" Mortise Cylinder	**108**	**113**	**128**
MXXX-D001A1N2	1-3/4" Mortise Cylinder	**108**	**126**	**139**

HI-SECURITY™ CYLINDERS ARE PACKED 24 PER CASE

HI-SECURITY™ MORTISE/RIM COMBO CYLINDERS

NON-UL "0" Bitted x 2 Keys; *"0" Bitted "NO KEYS" - Deduct $6*		FINISH GROUPS		
PART #	**DESCRIPTION**	**3, 26D**	**4, 5, 10, 10B, 15, 26, 32D**	**3E**
EXXX-D001A0N2	1" Combo Cylinder	**65**	**70**	**85**
FXXX-D001A0N2	1-1/8" Combo Cylinder	**78**	**84**	**97**
NON-UL KD x 2 Keys				
EXXX-D001A1N2	1" Combo Cylinder	**73**	**78**	**91**
FXXX-D001A1N2	1-1/8" Combo Cylinder	**86**	**90**	**105**

HI-SECURITY™ CYLINDERS ARE PACKED 24 PER CASE

HI-SECURITY™ KIK CYLINDERS

NON-UL "0" Bitted x 2 Keys; *"0" Bitted "NO KEYS" - Deduct $6*		FINISH GROUPS
PART #	**DESCRIPTION**	**26D**
G26D-D001X0N2	Key-In-Knob Cylinder	**59**
NON-UL KD x 2 Keys		
G26D-D001X1N2	Key-In-Knob Cylinder	**65**

HI-SECURITY™ CYLINDERS ARE PACKED 24 PER CASE

HI-SECURITY™ MARKS IC CORE CYLINDERS

NON-UL "0" Bitted x 2 Keys x 1 Control Key; *"0" Bitted "NO KEYS" - Deduct $6*		FINISH GROUPS
PART #	**DESCRIPTION**	**26D**
H26D-D001X0N2	6 Pin IC Core Cylinder	**65**
J26D-D001X0N2	7 Pin IC Core Cylinder	**68**
NON-UL KD x 2 Keys x 1 Control Key		
H26D-D001X1N2	6 Pin IC Core Cylinder	**76**
J26D-D001X1N2	7 Pin IC Core Cylinder	**79**

HI-SECURITY™ CYLINDERS ARE PACKED 24 PER CASE

HI-SECURITY™ Schlage® LARGE FORMAT IC CORE CYLINDERS

NON-UL "0" Bitted x 2 Keys x 1 Control Key; *"0" Bitted "NO KEYS" - Deduct $6*		FINISH GROUPS
PART #	**DESCRIPTION**	**26D**
K26D-D001X0N2	6 Pin Schlage® IC Core Cylinder	**83**
NON-UL KD x 2 Keys x 1 Control Key		
K26D-D001X1N2	6 Pin Schlage® IC Core Cylinder	**92**

HI-SECURITY™ CYLINDERS ARE PACKED 24 PER CASE

HI-SECURITY™ Medeco® LARGE FORMAT IC CORE CYLINDERS

NON-UL "0" Bitted x 2 Keys x 1 Control Key; *"0" Bitted "NO KEYS" - Deduct $6*		FINISH GROUPS
PART #	**DESCRIPTION**	**26D**
P26D-D001X0N2	6 Pin Medeco® IC Core Cylinder	**101**
NON-UL KD x 2 Keys x 1 Control Key		
P26D-D001X1N2	6 Pin Medeco® IC Core Cylinder	**112**

HI-SECURITY™ CYLINDERS ARE PACKED 24 PER CASE

FOR ADDITIONAL DESIGNS, ASK FOR THE CUSTOM LOCK DIVISION CATALOG OR VISIT OUR WEBSITE @ WWW.MARKSUSA.COM
631-225-5400 • 1-800-526-0233 • Fax 631-225-6136 • ©2014 MARKS USA

HI-SECURITY™ CYLINDERS: UL 437

HI-SECURITY™ MORTISE CYLINDERS

UL 437 "0" Bitted x 2 Keys; *"0" Bitted "NO KEYS" - Deduct $6*		FINISH GROUPS		
PART #	**DESCRIPTION**	**3, 26D**	**4, 5, 10, 10B, 15, 26, 32D**	**3E**
BXXX-D001A0U2	1-1/8" Mortise Cylinder	**90**	**95**	**109**
CXXX-D001A0U2	1-1/4" Mortise Cylinder	**92**	**98**	**112**
DXXX-D001A0U2	1-3/8" Mortise Cylinder	**108**	**113**	**128**
LXXX-D001A0U2	1-1/2" Mortise Cylinder	**114**	**123**	**137**
MXXX-D001A0U2	1-3/4" Mortise Cylinder	**131**	**135**	**149**
UL 437 KD x 2 Keys				
BXXX-D001A1U2	1-1/8" Mortise Cylinder	**98**	**103**	**117**
CXXX-D001A1U2	1-1/4" Mortise Cylinder	**101**	**107**	**119**
DXXX-D001A1U2	1-3/8" Mortise Cylinder	**116**	**120**	**134**
LXXX-D001A1U2	1-1/2" Mortise Cylinder	**126**	**131**	**145**
MXXX-D001A1U2	1-3/4" Mortise Cylinder	**138**	**144**	**158**

HI-SECURITY™ CYLINDERS ARE PACKED 24 PER CASE

HI-SECURITY™ MORTISE/RIM COMBO CYLINDERS

UL 437 "0" Bitted x 2 Keys; *"0" Bitted "NO KEYS" - Deduct $6*		FINISH GROUPS		
PART #	**DESCRIPTION**	**3, 26D**	**4, 5, 10, 10B, 15, 26, 32D**	**3E**
EXXX-D001A0U2	1" Combo Cylinder	**84**	**88**	**102**
FXXX-D001A0U2	1-1/8" Combo Cylinder	**95**	**101**	**114**
UL 437 KD x 2 Keys				
EXXX-D001A1U2	1" Combo Cylinder	**90**	**95**	**109**
FXXX-D001A1U2	1-1/8" Combo Cylinder	**103**	**108**	**109**

HI-SECURITY™ CYLINDERS ARE PACKED 24 PER CASE

HI-SECURITY™ KIK CYLINDERS

UL 437 "0" Bitted x 2 Keys; *"0" Bitted "NO KEYS" - Deduct $6*		FINISH GROUPS
PART #	**DESCRIPTION**	**26D**
G26D-D001X0U2	Key-In-Knob Cylinder	**75**
UL 437 KD x 2 Keys		
G26D-D001X1U2	Key-In-Knob Cylinder	**84**

HI-SECURITY™ CYLINDERS ARE PACKED 24 PER CASE

HI-SECURITY™ Schlage® LARGE FORMAT IC CORE CYLINDERS

UL 437 "0" Bitted x 2 Keys x 1 Control Key; *"0" Bitted "NO KEYS" - Deduct $6*		FINISH GROUPS
PART #	**DESCRIPTION**	**26D**
K26D-D001X0U2	6 Pin Schlage® IC Core Cylinder	**97**
NON-UL KD x 2 Keys x 1 Control Key		
K26D-D001X1U2	6 Pin Schlage® IC Core Cylinder	**108**

HI-SECURITY™ CYLINDERS ARE PACKED 24 PER CASE

HI-SECURITY™ Medeco® LARGE FORMAT IC CORE CYLINDERS

UL 437 "0" Bitted x 2 Keys x 1 Control Key; *"0" Bitted "NO KEYS" - Deduct $6*		FINISH GROUPS
PART #	**DESCRIPTION**	**26D**
P26D-D001X0U2	6 Pin Medeco® IC Core Cylinder	**116**
NON-UL KD x 2 Keys x 1 Control Key		
P26D-D001X1U2	6 Pin Medeco® IC Core Cylinder	**128**

HI-SECURITY™ CYLINDERS ARE PACKED 24 PER CASE

HI-SECURITY™ CYLINDERS

Security-Mate™ & SPECIAL APPLICATION CYLINDERS

Security-Mate™ MORTISE CYLINDERS

"0" Bitted "NO KEYS"		FINISH GROUPS	
PART #	**DESCRIPTION**	**3, 26D**	**4, 5, 10, 10B, 15, 26, 32D**
BXXX-DXXXA0N0	1-1/8" Mortise Cylinder	**56**	**61**
CXXX-DXXXA0N0	1-1/4" Mortise Cylinder	**61**	**65**
DXXX-DXXXA0N0	1-3/8" Mortise Cylinder	**72**	**78**
LXXX-DXXXA0N0	1-1/2" Mortise Cylinder	**84**	**49**
MXXX-DXXXA0N0	1-3/4" Mortise Cylinder	**95**	**101**

Security-Mate™ CYLINDERS ARE PACKED 24 PER CASE

Security-Mate™ MORTISE/RIM COMBO CYLINDERS

"0" Bitted "NO KEYS"		FINISH GROUPS	
PART #	**DESCRIPTION**	**3, 26D**	**4, 5, 10, 10B, 15, 26, 32D**
EXXX-DXXXA0N0	1" Combo Cylinder	**47**	**53**
FXXX-DXXXA0N0	1-1/8" Combo Cylinder	**61**	**65**

Security-Mate™ CYLINDERS ARE PACKED 24 PER CASE

Security-Mate™ KIK CYLINDERS

"0" Bitted "NO KEYS"		FINISH GROUPS
PART #	**DESCRIPTION**	**26D**
G26D-DXXXX0N0	Key-In-Knob Cylinder	**44**

Security-Mate™ CYLINDERS ARE PACKED 24 PER CASE

Security-Mate™ MARKS IC CORE CYLINDERS

"0" Bitted "NO KEYS"		FINISH GROUPS
PART #	**DESCRIPTION**	**26D**
H26D-DXXXX0N0	6 Pin IC Core Cylinder	**49**
J26D-DXXXX0N0	7 Pin IC Core Cylinder	**53**

Security-Mate™ CYLINDERS ARE PACKED 24 PER CASE

Security-Mate® Schlage™ LARGE FORMAT IC CORE CYLINDERS

"0" Bitted "NO KEYS"		FINISH GROUPS
PART #	**DESCRIPTION**	**26D**
K26D-DXXXX0N0	6 Pin Schlage® IC Core Cylinder	**67**

Security-Mate™ CYLINDERS ARE PACKED 24 PER CASE

Security-Mate® Medeco™ LARGE FORMAT IC CORE CYLINDERS

"0" Bitted "NO KEYS"		FINISH GROUPS
PART #	**DESCRIPTION**	**26D**
P26D-DXXXX0N0	6 Pin Medeco® IC Core Cylinder	**86**

Security-Mate™ CYLINDERS ARE PACKED 24 PER CASE

HI-SECURITY™ *SPECIAL APPLICATION* CYLINDERS

KA Pair w/ 2 Keys, NON-UL, Straight Cam		FINISH GROUPS	
PART #	**DESCRIPTION**	**3, 26D**	**5, 15**
2122XXXHSM	15/16" Mortise Cylinders	**141**	**146**

HI-SECURITY™ SPECIAL APPLICATION CYLINDERS ARE PACKED 24 PER CASE

FOR ADDITIONAL DESIGNS, ASK FOR THE CUSTOM LOCK DIVISION CATALOG OR VISIT OUR WEBSITE @ WWW.MARKSUSA.COM
631-225-5400 • 1-800-526-0233 • Fax 631-225-6136 • ©2014 MARKS USA

HI-SECURITY™ CYLINDERS

HOW TO ORDER HI-SECURITY™ CYLINDERS AND KEYS

How To Order Example for HI-SECURITY™ Cylinders								
D	3	—	D	001	A	3	U	2
1. Cylinder Type	*2. Finish*	*Dash*	*3. Keyway*	*4. Security Code*	*5. Cam Tail*	*6. Keying*	*7. NON-UL / UL437*	*8. # of Keys*

CYLINDER TYPE

- ❒ B = 1-1/8" Mortise
- ❒ C = 1-1/4" Mortise
- ❒ D = 1-3/8" Mortise
- ❒ L = 1-1/2" Mortise
- ❒ M = 1-3/4" Mortise
- ❒ E = 1" Combo
- ❒ F = 1-1/8" Combo
- ❒ G = KIK Cylinder
- ❒ H = IC Core Marks 6 Pin
- ❒ J = IC Core Marks 7 Pin
- ❒ K = IC Core Schlage® Large Format
- ❒ P = IC Core Medeco® Large Format

FINISH

- ❒ 3
- ❒ 4
- ❒ 5
- ❒ 10
- ❒ 10B
- ❒ 15
- ❒ 26
- ❒ 26D
- ❒ 32
- ❒ 32D

KEYWAY

- ❒ D = HS

SECURITY CODE

- ❒ 001 = MARKS

CAM TAIL

MORTISE

- ❒ A = 2101
- ❒ B = 2102
- ❒ D = 2104
- ❒ E = 2105
- ❒ F = 2106

KIK

- ❒ A = Standard Tail
- ❒ B = Classroom Tail
- ❒ C = i-Que Electronic

IC CORE

- ❒ A = 6 Pin IC
- ❒ B = 7 Pin IC

KEYING

- ❒ 0 = "0" Bitted
- ❒ 1 = KD
- ❒ 2 = KA
- ❒ 3 = CMK
- ❒ 4 = GMK
- ❒ 5 = MK
- ❒ 6 = GGMK

UL *or* NON-UL

- ❒ U = UL 437
- ❒ N = NON UL

KEYING

- ❒ 0 = "0" Bitted
- ❒ 1 = 1 Key
- ❒ 2 = 2 Keys
- ❒ 3 = 3 Keys

Up to 9, Then as separate line item

How To Order Example for HI-SECURITY™ Keys				
HS	6	D	001	C
1. Key Type	*2. Pins*	*3. Keyway*	*4. Security Code*	*5. Special Key Type*

KEY TYPE

- ❒ HS = HI-SECURITY™
- ❒ RS = IC Core

PINS

- ❒ 5 Pin
- ❒ 6 Pin
- ❒ 7 Pin

KEYWAY

- ❒ D = HS

SECURITY CODE

- ❒ 001 = Marks

SPECIAL KEY TYPE

- ❒ C = Control Key

HI-SECURITY™ CYLINDERS

KEYS, CAMS & TAILPIECES

KEYS			
	PART #	**DESCRIPTION**	**PRICE**
	HS5D001	5 Pin Key Blank	**8**
	HS6D001	6 Pin Key Blank	**8**
	RS6D001	6 Pin IC Key Blank	**8**
	RS7D001	7 Pin IC Key Blank	**8**
	Schlage® IC CORE CONTROL KEY		
	HSR3184	6 or 7 Pin IC Key Blank	**8**
CUT KEYS			
	Conventional Cylinder		**11**
	IC Core Cylinder		**11**

KEYING CHARGES		
PART #	**DESCRIPTION**	**PRICE**
KA, KD	Keyed Alike, Keyed Different	**NC**
MK	Master Keyed	**20**
GMK	Grand Master Keyed	**20**
GGMK	Great Grand Master Keyed	**20**
CMK	Construction Master Keyed	**29**
VKC	Visual Key Control	**14**

MORTISE CYLINDER CAMS			
PART #		**DESCRIPTION**	**PRICE**
	2101HS	Straight Cam	**5**
	2102HS	Clover Cam	**5**
	2104HS	Adams Rite Cam	**5**
	2105HS	J - Cam	**5**
	2106HS	G - Cam	**5**
	2107-CLHS	Straight Cam	**5**

Schlage® LARGE FORMAT IC CORE HOUSING CAMS			
PART #		**DESCRIPTION**	**PRICE**
	2101 HSPM	Straight Cam	**5**
	2102 HSPM	Clover Cam	**5**
	2104 HSPM	Adams Rite Cam	**5**
	2105 HSPM	J - Cam	**5**
	2106 HSPM	G - Cam	**5**
	2107-CL HSPM	Straight Cam	**5**

CYLINDRICAL TAIL PIECES			
PART #		**FUNCTIONS**	**PRICE**
	F1903-C	AB, DW, F	**7**
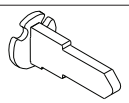	F1903S-C	S, DA, DB, DC, SB, T	**7**
IC CORE TAILPIECES			
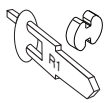	HR1984-HS	AB, B, DA (ext.), DW, F, FEU, FEL	**7**
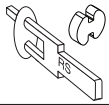	HR1984S-HS	S, DA (int.), DB, DC, SB, T	**7**

FOR ADDITIONAL DESIGNS, ASK FOR THE CUSTOM LOCK DIVISION CATALOG OR VISIT OUR WEBSITE @ WWW.MARKSUSA.COM
631-225-5400 • 1-800-526-0233 • Fax 631-225-6136 • ©2014 MARKS USA

HI-SECURITY™ CYLINDERS

PARTS LIST

PARTS LIST			
PART #	**DESCRIPTION**	**PRICE**	**PACKED**
P2031	Finger Pins #1 (Silver)	**25**	25 per pack
P2032	Finger Pins #2 (Copper)	**25**	25 per pack
P2033	Finger Pins #3 (Black)	**25**	25 per pack
P2034	Finger Pins #4 (Gold)	**25**	25 per pack
2035	Sidebar - Schlage® IC	**25**	25 per pack
2036	Sidebar - Combo, KIK, Mortise	**25**	25 per pack
2051	Sidebar - Best® IC	**25**	25 per pack
2037	Sidebar Springs	**25**	50 per pack
2044	Mortise Cam Screws	**14**	12 per pack
2045	IC Mortise Cam Screws - SCHLAGE® ONLY	**14**	12 per pack
2038	Hardened Steel Pins	**14**	12 per pack
2041	Schlage® IC Cap Pin	**25**	12 per pack
2042	Schlage® IC Cap Pin Spring	**25**	12 per pack
2046	Schlage® IC Screw Cap	**25**	6 per pack
2048	KIK Screw Cap	**25**	6 per pack
2043	Best® IC Clip	**25**	12 per pack
2039	Top Hex Screws (HI-SECURITY™ Mortise)	**14**	12 per pack
2040	Top Hex Screws (HI-SECURITY™ Best® IC)	**14**	12 per pack
2047	HI-SECURITY™ Registration Card	**39**	10 cards
R2984	7 Pin IC Tailpiece (AB, DW, F)	**5**	—
R2984S	7 Pin IC Tailpiece (S, DA, DB, DC, SB, T, TS)	**5**	—
R1981	Spacer	**5**	—
K2030	Parts Kit	**277**	—
2049	Plug Holder	**39**	—
BXXX-D133B1N1C	Cut Away Mortise Cylinder	**107**	—
BXXX-D133B1N1P	Plastic Mortise Cylinder	**107**	—
HSICT	Shear Tool	**221**	—
HSC387	HPC Card C387	**49**	—

SERIES 220 Door Closers

GRADE 1 BARRIER-FREE & DELAYED-ACTION CONTRACTOR QUALITY® DOOR CLOSERS

10 Year Warranty

Standard Features

Performance Specifications

- Smooth rack and pinion action
- Non-corroding, durable housing
- Separate adjustable speed controls for latching and closing
- Needle bearings to ensure smooth operation
- All-temperature hydraulics are not affected by severe temperature swings
- Non-handed, for right or left hand door opening applications
- Delayed Action Closer & Combined Units allow a closing speed to a maximum of 8 minutes, 50 seconds, with a minimum of 20 seconds. Closing speed is adjusted with the power adjusting nut.
- Grade 1 closer is complete with parallel arm bracket, and full plastic cover
- Finish: Aluminum, Duranodic (other finishes consult factory)
- 220 series Barrier Free closers cover kits are available in brass and polished chrome finish.

MARKS #	DESCRIPTION	PRICE
HEAVY DUTY		**FINISH: Aluminum / Duranodic**
MC220BF	Barrier Free	**173**
MC220ADA	Delayed Action ADA	**197**
MC220BFADA	Barrier Free and Delayed Action ADA	**188**
MC220SP	Spring Power Adj	**173**

SERIES 225 Tri-Pack Door Closers

ALL-IN-ONE DELUXE DOOR CLOSER PACKAGES

Standard Features

Performance Specifications

- Features 2 speed controls for closing and latching.
- Non-handed and using the same template as many other national brands.
- Rack and pinion action door closer with all temperature hydraulics in an aluminum housing.
- Separate controls adjust, at any time, both closing and latching speeds.
- A fully adjustable model with back check is available.
- Guarantees trouble free operation of each closer for 10 years.
- UL tested, and listed for use on hollow metal fire rated doors.
- Exterior housing is made of high tensile strength aluminum.
- Finish: Aluminum, Duranodic (other finishes consult factory)
- Fits even extra heavy doors.
- Available with cover.

10 Year Warranty



MARKS #	DESCRIPTION	PRICE
HEAVY DUTY		**FINISH: Aluminum / Duranodic**
MC225TP	Tri-Pack	**135**
MC225TPBC	Tri-Pack w/ Back Check	**138**
MC225HO	Hold Open Arm	**161**
EXTRA HEAVY DUTY		
MC225XDBC	XD w/ Back Check	**176**

FOR ADDITIONAL DESIGNS, ASK FOR THE CUSTOM LOCK DIVISION CATALOG OR VISIT OUR WEBSITE @ WWW.MARKSUSA.COM
631-225-5400 • 1-800-526-0233 • Fax 631-225-6136 • ©2014 MARKS USA

SERIES 300 Overhead Concealed Door Closers

CONTRACTOR QUALITY® DOOR CLOSERS

5 Year Warranty



Standard Features
Performance Specifications
• UL Listed
• Dual valves sweep and latching speeds are easily adjusted
• Center hung fits into a standard 4-inch header
• Center pivoted for single and double action doors provides positive “centering”
• Fully adjustable radial ball bearing pivots for floor and threshold mounting
• Temperature sensitive hydraulic fluid delivers consistent closure speed all the time
• Available in 90° or 105° positive backstops
• ADA compliance available
• Complies with ANSI A156.4
• Light tension, medium and heavy spring tension units to match door sizes and weights
• Finish: Aluminum, Duranodic (other finishes consult factory)

MARKS #	DESCRIPTION	PRICE
DOOR SIZES UNDER 30”		**FINISH: Aluminum / Duranodic**
MC330ABSHO	30” Under 105 Back Stop Hold Open	**208**
MC330BBSHO	30” Under 90 Back Stop Hold Open	**208**
DOOR SIZES UP TO 40”		
MC341ABSHO	Up to 41” 105 Back Stop Hold Open	**208**
MC341BBSHO	Up to 41” 90 Back Stop Hold Open	**208**
DOOR SIZES UP TO 48”		
MC348ABSHO	Up to 48” 105 Back Stop Hold Open	**208**
MC348BBSHO	Up to 48” 90 Back Stop Hold Open	**208**

-SERIES 400 Door Closers

MULTI-SIZE, FULL FEATURE DOOR CLOSERS

25 Year Warranty

Standard Features
Performance Specifications
• Cast Iron Body, ANSI A156.4 Grade 1 and ADA Compliant, UL Listed
• ADA Handicap Multi-sized Closers with Adjustable Spring Power for a Range of Sizes, Adjustable After Installation
• ISO 9002 Quality Assurance
• Available in a Choice of Three Arm Types, Heavy Duty Stop Arm with Hold Open, Heavy Duty Arm, or Standard Arm
• Tri-Style Installation: Installs Regular, Parallel Arm or Top Jamb
• Non-handed
• Adjustable Sweep and Latch Speeds: Separate Valves to Adjust Each
• Adjustable Backcheck: Standard
• Adjustable Delayed Action Closing Option Available
• Cover: High Impact, Molded Plastic Full Cover
• Power of Closer Can Be Adjusted to Conform to the Requirements of the Americans with Disabilities Act (ADA) and as Outlined in ANSI A 117.1 Specifications for Making Buildings and Facilities Accessible to, and Useable by the Physically Disabled
• Door Opening: Regular Arm 120°, Parallel Arm 180° and Top Jamb 120°
• Finish: Aluminum, Duranodic (other finishes consult factory)

MARKS #	DESCRIPTION	FINISH	PRICE
MC400PATPC	Power Adjustable Tri-Pak Cast	**Aluminum / Duranodic**	**253**

SERIES M9900 EXIT DEVICE

RIM MOUNT

MARKS #	FUNCTION	PRICE	
		32D	10B
M9900	Rim Panic	395	460
M9900F	Fire Rated Rim Panic	446	511
M9900 - 48	Rim Panic - 48"	436	501
M9900F - 48	Fire Rated Rim Panic - 48"	488	553

OPTIONS	
M9900	33" LENGTH FOR 36" DOOR
M9900 - 48"	42" LENGTH FOR 48" DOOR

SPECIFICATIONS

- **Doors:** 1-3/4" thick standard.
- **End cover:** Flush mounted beveled "Panic Protector" design.
- **Strike:** Roller strike.
- **Rail Assembly:** Extruded Aluminum, 32D finish.
- **Dead latch Bolt:** Stainless Steel 3/4" throw.
- **Dead latch Bolt:** Stainless Steel 5/8".
- **Dogging feature:** Allen Key (M9900)
- **Ul listed:** For "Panic Hardware" and Fire Rated Model 3 hour fire doors up to 38" x 86".
- **ANSI:** ANSI 156.3 (2001), requirements for Grade 1.
- **3 Hour Fire Rating**
- **Finish:** 32D

• EXTRUSION HEAVY GAGE, 32D FINISH • PANIC PROTECTOR™ END CAP
• LIFETIME MECHANICAL WARRANTY • EASY INSTALLATION, ECONOMICAL

SERIES M9900 VR EXIT DEVICE



Surface Vertical Rod

MARKS #	FUNCTION	PRICE	
		32D	10B
M9900 VR	Rim Panic Vertical Rod	525	585
M9900F VR	Fire Rated Rim Panic Vertical Rod	578	643
M9900 - 48 VR	Rim Panic Vertical Rod - 48"	551	616
M9900F - 48 VR	Fire Rated Rim Panic Vertical Rod - 48"	604	665

APPLICATION

- For use on single doors or pair of doors
- 1-3/4"(44 mm) door thickness standard. Specify thickness other than 1-3/4"
- RHR or LHR hollow metal, wood and mineral core doors
- Minimum Stile Width : 3 1/2" (89 mm)

32D FINISH

SPECIFICATIONS

Device Head Cover: Zinc alloy or stainless steel
Chassis: Steel, plated
Mechanism Housing: Extruded aluminum
Push Bar Base: Extruded aluminum
Touch Plate: Stainless steel
End Cap: Stainless steel
Top Latch: Stainless steel 37/64" (14.8mm)
Top Strike: Included
Bottom Latch: Stainless steel 37/64" (14.8mm)
Bottom Strike: Included
Latch Case Covers: Steel, stainless steel or brass
Vertical Rods: Aluminum tube
Hand: Non-handed
Mounting: Machine screws standard. Sex bolts optional. Order "SNB" for wood or unreinforced metal doors
Dogging: Allen-type key furnished
Finish: 32D
Outside Trim: Order separately
Standard height: For 7'0" doors
UL Listed: ANSI/BHMA Grade1 Panic Exit Hardware, 3-Hour Fire Rating

FOR ADDITIONAL DESIGNS, ASK FOR THE CUSTOM LOCK DIVISION CATALOG OR VISIT OUR WEBSITE @ WWW.MARKSUSA.COM
631-225-5400 • 1-800-526-0233 • Fax 631-225-6136 • ©2014 MARKS USA

SERIES M9900 EXTERIOR TRIM

M411 Shown Below	Lever/Rose Shown Below	Rim Panic Vandal Pull
(cylinder not included)	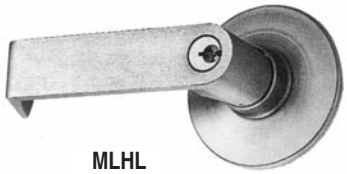 MLHL	MVP/32D
MESC600 Shown Below	**Cylindrical Dogging Kit - 32D**	**Rim Panic Vandal Pull w/ cylinder hole**
	M9901 M9902	MVPCC/32D (cylinder not included)

MARKS #	DESCRIPTION	PRICE
M411	Finger Pill - no cylinder	**21**
MLHL-650A	Lever / Rose Trim Entry	**100**
MLHL680F	Lever / Rose Trim Storeroom	**100**
MLHL-600N	Lever / Rose Trim Passage	**89**
MLHL-600DT	Lever / Rose Trim Dummy Trim	**89**
MESC600A	Lever / Escuteon Trim Entry	**121**
MESC600F	Lever / Escuteon Trim Storeroom	**121**
MESC600N	Lever / Escuteon Trim Passage	**105**
MESC600DT	Lever / Escuteon Trim Dummy Trim	**105**
M9901	36 inch Panic Device Dogging Kit	**68**
M9902	48 inch Panic Device Dogging Kit	**75**
MVR8	Vertical Rod 8 ft extention - Code 8	**38**
MVR10	Vertical Rod 10 ft extention - Code 10	**60**
MVRB	Vertical Rod - Bottom Rod	**25**
MVP/32D	Rim Panic Vandal Pull	**180**
MVPCC/32D	Rim Panic Vandal Pull w/ cylinder hole	**200**

ENTRY LEVER TRIM

- Standard Marks “C” Keyway KNK cylinder for panic device.
- Cylinder locks or unlocks lever, rigid when locked; when unlocked retracts latch bolt.
- Marks 26D Finish / Standard 1-3/4” Door Thickness
- IC Prep Code G1, Less Cylinder G3

ESCUTCHEON LEVER DESIGN

- Thru bolt design
- Non Handed design. Easily field reversible.
- Marks 32D Finish / Standard 1-3/4” Door Thickness
- Standard Marks “C” Keyway 1-1/4 Mortise cylinder with special cam
- IC Prep Code G1
- Less Cylinder G3

CAMS & TAILPIECES

MORTISE CYLINDER CAMS

M9907 **MESC600A**

M9908 **MESC600F**

M9909 **MESC600A IC CORE HOUSING**

M9910 **MESC600A IC CORE HOUSING**

KNK CYLINDER TAILPIECES

M9903 **MLHL650A - CLIP ON**

F1903.SCH 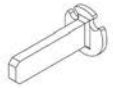 **MLHL650F - SCREW CAP**

M9984 **MLHL650A or F - IC CORE 627 PIN**

SERIES M9300 EXIT DEVICE

MORTISE



MARKS #	DESCRIPTION	PRICE
M9300	Mortise Exit Device	**1155**

APPLICATION

- For use on single doors or active leaf of double doors
- 1-3/4"(44 mm) door thickness standard. Specify thickness other than 1-3/4".
- RHR or LHR hollow metal, wood and mineral core doors.

MORTISE LOCK SPECIFICATIONS

Lock Case: Steel plated 6 1/16" x 3 15/16" x 29/32" (154mm x 100mm x 23mm)
Anti-friction Latchbolt: 3/4"(19mm) throw
Hand: Reversible without removing the lock from the door
Auxiliary Deadlocking Bolt: Non-handed, stainless steel
Faceplate: Adjustable, 19/32" stainless steel or brass.
Strike: ANSI 4 7/8"

DEVICE SPECIFICATIONS

Device Head Cover: Zinc alloy or stainless steel
Chassis: Steel, plated
Housing: Extruded aluminum
Push Bar Base: Extruded aluminum
Touch Plate: Stainless steel
End Cap: Zinc alloy
Hand: Non-handed
Mounting: Machine screws standard. Sex bolts optional. Order "SNB" for wood or nonreinforced metal doors
Dogging: Allen-type key furnished
Finish: 32D, Additional finishes consult factory
Outside Trims: Order separately
UL Listed: ANSI/BHMA Grade1 Panic Exit Hardware, 3-Hour Fire Exit Hardware.

ELECTRIC LATCH RETRACTION

WITH SIMULTANEOUS DOGGING

Rim Mount, Vertical Rod & Mortise

DEVICE SPECIFICATIONS

ER Electric Latch Retraction with simultaneous dogging
For: M9900, M9900VR, M9300
Example: M9900/32D-**ER**
Operation: Momentary or maintained latch bolt and push pad retraction. Automatic re-triggering of latch retraction
Voltage: 24VDC @ 450 mA activation, 180 mA continuous
602RF 1 Amp power supply (1 EMC max)
632RF 2 Amp power supply (2 EMC max)
EMC 2-station sequencer required for automatic doors only.
Monitoring Available Latch status and REX output available

MARKS #	DESCRIPTION	PRICE
HEAVY DUTY		
M9900ER	Electric Latch Retraction	**732**
M9900ERP	Electric Latch Retraction w 602 Power Supply	**1099**
M9300ER	Electric Latch Retraction	**1785**
M9300ERP	Electric Latch Retraction w 602 Power Supply	**2153**

FOR ADDITIONAL DESIGNS, ASK FOR THE CUSTOM LOCK DIVISION CATALOG OR VISIT OUR WEBSITE @ WWW.MARKSUSA.COM
631-225-5400 • 1-800-526-0233 • Fax 631-225-6136 • ©2014 MARKS USA

Electrified Mortise Exit Devices

Mortise

UL US LISTED ADA

DEVICE SPECIFICATIONS
EM Electric Mortise Exit Device
Example: M9300F/32D-**EM**
• Field reversible failsecure/failsafe.
• Remains latched when unlocked for fire door integrity
• Failsafe (F) fire rated device for stairwell doors
• Power loss or signal from fire command center releases failsafe device immediately
Voltage: 24VDC @ 450 mA activation, 180 mA continuous
Monitoring Available

MARKS #	DESCRIPTION	PRICE
HEAVY DUTY		
M9300MF	Electrified Mortise Failsafe	**1365**
M9300MS	Electrified Mortise Failsecure	**1365**

Exit Alarm

Door sign included, Bar sign optional

Rim Mount, Vertical Rod & Mortise

UL US LISTED ADA

DEVICE SPECIFICATIONS
EA Exit Alarm, 9V battery powered
EB Exit Alarm, 12-24V AC/DC input, 9V battery backup
For: M9900, M9900VR
Example: M9900/32D-**EA**
• 100 dB alarm; visual and audible On/Off status: Armed - green LED blinks every 4 seconds, Alarm mode - red LED, Bypass - no LED
• Remote status output
• 15 or 60 second arming delay
• 2 modes: Continuous alarm with manual key reset; Automatic re-arm 2 minutes after door closes with any manual key reset before 2 minutes.
Options: • Push pad sign
• 6, 10 & 20 minutes alarm; 1 or 5 second re-arm delay
• Remote access control, arm, disarm inputs
• REX and latch status outputs

MARKS #	DESCRIPTION	PRICE
HEAVY DUTY		
M9900EA	Exit Alarm 9VDC	**971**
M9900EB	Exit Alarm 9VDC w 12/24 AC/DC Input	**1013**
M9300EA	Exit Alarm 9VDC	**1680**
M9300EB	Exit Alarm 9VDC w 12/24 AC/DC Input	**1722**

Electric Frame Actuator

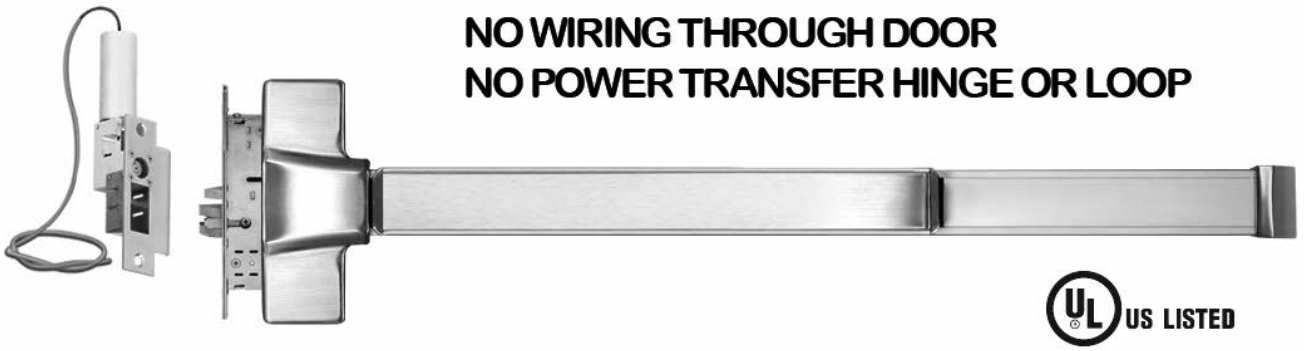

DEVICE SPECIFICATIONS

EFA Hitower Pro Frame Actuator Controlled Fire Exit Device
Features include failsafe operation and unlocks by access control, power loss or signal from fire command center. Door stays latched even when unlocked. All wiring is maintained in the strike jamb. Complies with national building and fire codes

Specify Handing and Voltage: 24VDC, 24VAC, 115VAC
Monitoring Available

MARKS #	DESCRIPTION	PRICE
HEAVY DUTY		
M9900EFA	HiTower Pro Fram Actuator Controller Fire Exit	**1750**

Electric Dogging

Rim Mount, Vertical Rod & Mortise

DEVICE SPECIFICATIONS

DG Electric Dogging (failsecure) M9100, M9900, M9900VR, M9300
Example: M9900/32D-**DG**
When energized by optional built-in or remote switch manual, depressing the pushpad, causes the pushpad and latch to remain retraced (unlocked) providing push-pull door operation. When de-enegrized or signaled by a fire alarm, the pushpad and latch are released.
Voltage: 170/100 mA @ 12/24VDC
Monitoring Available: Latch status and REX output available

MARKS #	DESCRIPTION	PRICE
HEAVY DUTY		
M9900DG	Electric Dogging, Fail Secure	**975**
M9900DGP	Electric Dogging, Fail Secure w 602 Power Supply	**1325**
M9300DG	Electric Dogging, Fail Secure	**1650**
M9300DGP	Electric Dogging, Fail Secure w 602 Power Supply	**2000**

FOR ADDITIONAL DESIGNS, ASK FOR THE CUSTOM LOCK DIVISION CATALOG OR VISIT OUR WEBSITE @ WWW.MARKSUSA.COM
631-225-5400 • 1-800-526-0233 • Fax 631-225-6136 • ©2014 MARKS USA

Delayed Egress

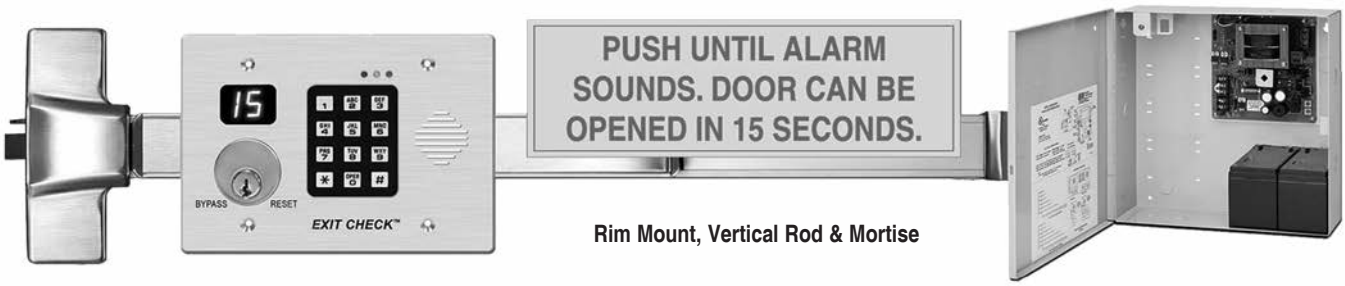

Rim Mount, Vertical Rod & Mortise

DEVICE SPECIFICATIONS
DE Wall mount delayed egress controller with keypad and electrified exit device, M9100, M9900, M9900VR, M9300
Example: M9900F/32D-**DE**
DEK Keypad controller with redundant key switch capable of all keypad control features
602RF 1 Amp power supply
• User PIN codes may be assigned to 1, 2 or all control functions. Reset, sustained bypass and momentary bypass (RES)
• Audible alarm voice release time, warning or safety message
• Visual display countdown, locked/unlocked, egress executed
• 15 or 30 second exit delay, 1 or 2 second nuisance delay 2 minutes
Monitoring Available: Latch status available

MARKS #	DESCRIPTION	PRICE
HEAVY DUTY		
M9900DE	Delayed Egress	**1775**
M9900KDE	Delayed Egress w Keyswitch	**1875**
M9900DEP	Delayed Egress w 602 Power Supply	**2125**
M9900KDEP	Delayed Egress w Keyswitch W 602 Power Supply	**2225**
M9900VRDE	Delayed Egress	**1900**
M9900VRKDE	Delayed Egress w Keyswitch	**2000**
M9900VRDEP	Delayed Egress w 602 Power Supply	**2250**
M9900VRKDEP	Delayed Egress w Keyswitch W 602 Power Supply	**2350**

M9900 LITE

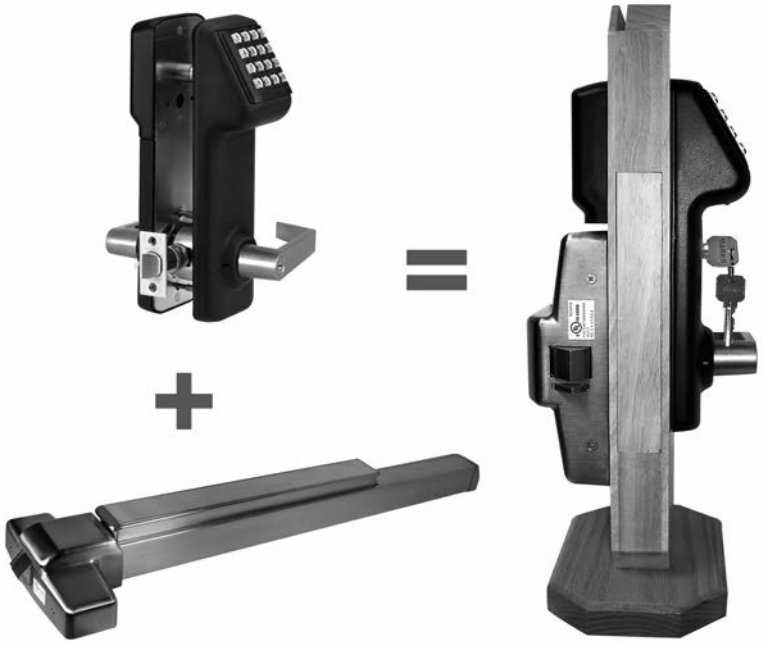

Adapter plate included

MARKS #	FUNCTION	PRICE
M9900LITE	Rim Panic with IQ7LITE	**895**

IQ7LITE
IQ7 LITE Rim Exit Device Interface Specifications
Door Thickness: 1-3/4" standard; *For thicker doors, Consult factory*
Handing: Non-handed
Key Override: 1-1/8" Mortise cylinder, 6 pin w/2 keys
Clutch: The "Clutch" for trouble free service

M9900
• **Doors:** 1-3/4" thick standard.
• **End cover:** Flush mounted beveled "Panic Protector" design.
• **Strike:** Roller strike.
• **Rail Assembly:** Extruded Aluminum, 32D finish.
• **Dead latch Bolt:** Stainless Steel 3/4" throw.
• **Dead latch Bolt:** Stainless Steel 5/8".
• **Dogging feature:** Allen Key (M9900)
• **Ul listed: For** "Panic Hardware" and Fire Rated Model 3 hour fire doors up to 38" x 86".
• **ANSI:** ANSI 156.3 (2001), requirements for Grade 1.
• **3 Hour Fire Rating**
• **Finish:** 32D

Power Transfer Hinge

10B Listed for 3hr Fire Rated Door

CODE	DESCRIPTION	PRICE
P1	Power Transfer Hinge MPTH - 4	**156**
P2	Power Transfer hinge MPTH - 10	**205**
PTH-4	Four conductor hinge	**160**
PTH-10	Ten conductor hinge	**205**

FEATURES

- UL10B Listed for 3 Hr Fire Doors. If the hinge you are presently using does not bear the F mark, it is not listed for use with fire doors.
- 500,000 cycles. 5 times UL test criteria
- Wire Replacement Warranty
- 5ft wire cable

APPLICATION

Installed in the center hinge position of the door, PTH Power Transfer Hinges provide the concealed wires required between the door and theframe, for the purpose of powering and monitoring electric door hardware.

- Electric Lock Power and Control
- Door and Lock Status Signaling
- Request-to-Exit Signaling

PTH-4 Four conductor hinge, 1 Amp @ 12/24V per pair, 4.5" x 4.5" five knuckle standard weight
PTH-10 Ten conductor hinge, 1 Amp @ 12/24V per pair, 4.5" x 4.5" standard weight
Consult factory for 3 knuckle, or special size

Finish
All base material steel
Aluminum, Duranodic, US 3, 10B, 26D & 32D finishes

Options
DPS Concealed Door Position Switch SPDT, 250mA @ 30VDC

Fire Rated Concealed Mortise Power Transfer

PT-2U

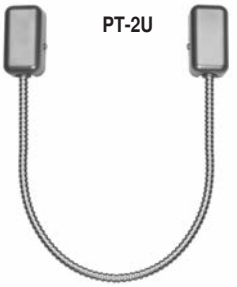

PT-3V

CODE	DESCRIPTION	PRICE
P3	Power Transfer loop MPT-2U	**19**
P4	Power Transfer Loop MPT-3V	**42**
PT-2U	Power Transfer Loop with end caps	**25**
PT-3V	PTL w/ aluminum wire termination box	**50**
PT-5	Concealed Mortise Power Transfer Loop	**65**
602 C	Access Control Power Supply and Charger	**330**

FEATURES

PT-5 Concealed Mortise Mount Power Transfer Loop
Frame mortised steel dust box with flexible steel loop and chrome finish. Recommended for use with hollow metal frames. UL Listed

Dimensions: 11.5"H x 1"W x 0.75"D (292 x 25.4 x 19mm) US LISTED
10B Listed For 3 Hrs Fire Rated Doors

POWER TRANSFER LOOPS

18" (447mm) stainless steel armored flex conduit with small plastic end caps or termination box. Recommended for use with hollow metal and aluminum frames.

PT-2U With end caps
PT-3V With aluminum wire termination box

602 C POWER SUPPLY

Access Control Power Supply and Charger, Selectable 12/24VDC, 1 Amp, Emergency Release Input, Low Battery Disconnect, 12" x 12" x 4" Cabinet, UL, Class 2

Options: Key locked cover; 6 ft power cord; cover or interior mounted on-off switches; manual reset switches; 7 day, skip a day timer; Rechargeable batteries.

Multiple fuse protected outputs: Fuse modules provide protection for 4 or 8 individual circuits.

Dual 12 and 24VDC output capability: 12VDC voltage regulators enable dual 12 and 24VDC output capability for 12 and 24VDC components with one power supply.

Relay and Timer Modules: Relay and timer modules provide interface and control capability for single and multiple stations.

FOR ADDITIONAL DESIGNS, ASK FOR THE CUSTOM LOCK DIVISION CATALOG OR VISIT OUR WEBSITE @ WWW.MARKSUSA.COM
631-225-5400 • 1-800-526-0233 • Fax 631-225-6136 • ©2014 MARKS USA

Touchless Exit Switch

NO TOUCH WAVE-TO-EXIT SWITCH

For Sanitary Entry/Exit applications

DPDT Dry Contact Output • No Moving Parts • Bi-color Status Illumination

Red: Standby
474U
Price - 85

Green: Active
474DU
Price - 140

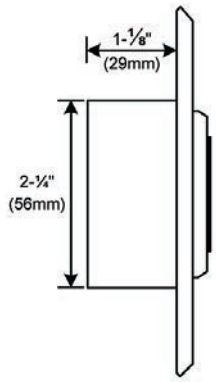

Side View

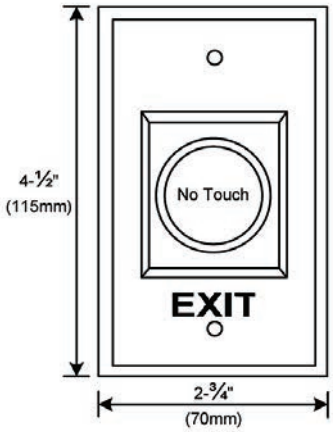

Front View

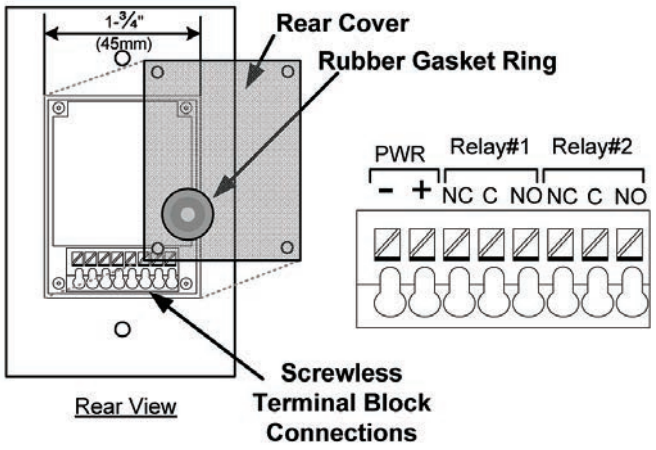

Rear View

SPECIFICATIONS

Input: 25mA (standby); 55mA (Active) @ 12/24VDC
Output: 2-SPDT, 3 Amp Dry Contact
Activation Time:
1 second or as long as sensor is triggered
LED Color: Standby RED; Active Green
Range: 4" (10cm)
Weight: 3 oz. (85g)
Dimensions: 4.5" x 2.75" x 1.375"
(115 x 70 x 35mm)

FEATURES & APPLICATIONS

- Uses IR Sensor technology; device is active with the simple wave of a hand
- Designed to control electric locks/strikes, magnetic locks, or automatic door operators
- Ideal for use in sanitary applications such as cleanrooms, bathrooms, food processing, hospitals and labs.
- Sensing Range up to 4" (10cm)
- Mounted on a durable stainless steel plate
- Dual LED, illuminated sensor, Red/Green indicates Inactive/Active status
- Quick connect screwless terminal block for easy installation

How To Order Door Closers & Panic Devices

CODE	OPTIONS	PRICE
P1	Power Transfer Hinge MPTH - 4	158
P2	Power Transfer hinge MPTH - 10	205
P3	Power Transfer loop MPT-2U	19
P4	Power Transfer Loop MPT-3V	42
P5	Latch Status	84
P6	REX	84
P7	Push Pad Sign	
P8	Keyswitch	84
	POWER SUPPLY OPTIONS	
	FB-4 Fused Terminal board 4 individually fused outputs	42
P8	ACM-1 Access Control Module. One SPST volttage output, One SPDT Staus output eight triggered inputs (4N/C, 4N/O) led Status indecator	95
.....	EMC - Sequencer Module requiored for pair of doors and automatica doors 12/24 VDC for use with Marks M602RF amd M632RF power suoplies	158
P10	UR2-4 , Universal Controller for 2 doors. Field select TD, LR, TD/LR, mantrap A, B, C interlock. Two fused SPDT dry outputs, 5 Amp @ 30VD	231
P11	UR4-8 Universal Controller for 4 doors. Field select TD, LR, CR, TD/LR, mantrap A, B interlock. Four fused SPDT dry outputs, 5 Amp @ 30VDC. Four SPDT dry outputs, 1 Amp @ 30VDC. Two inputs per station, four auxiliary inputs.	326
P12	PSM Power Supply Monitoring Module For remote monitoring of power supply AC input, DC output and battery backup On/Off status. 2 SPDT Relay Outputs, 1 Amp @ 12/24VDC	231
UR1-V1	Universal Field Programmable Application Module	100
14-2	7 day programmable timer with memory battery back-up capability Output: 1 SPDT, dry contact Voltage: 16 Amps @ 30 VAC/DC Specify 12V AC/DC or 24 AC/DC	268
M620RF	Power supply 12/24VDC 1 amp	368
M632RF	Power supply 12/24VDC 2 amp	473
MRB12V4	12V/5Ah Battery. Specify in pairs for 24V	42
MRB12V7	12V/8Ah Battery Specify 2 for 24V	63
	HEAVY DUTY SERIES ECLECTIC POWER TRANSFER DEVICE	
PTM-2AL	Two (2) 18 Ga.Conductor 5 Amp@ 12/24V Ac/Dc Aluminum Powder coated	376
PTM-10Al	Ten (10) 24GA wires 1 Amp @12/24V AC/DCAluminum Powder coated	376
	TRIMS	
	Electric Trim for M9900 Features, Fail secure, Field Reversible to failsafe, Audible tone, 4Ft cable and connectors 600/300 Ma @ 12/24VDC	
####	American Lever	709
#####	Cresent Lever	709
	Options for Trim	
	Tri Clolr LED	84
	SWITCHES	
M474U	Sanitary, No Touch wave to exit switch. IR sensor 4" read range Red, Green LED status, output DPDT 3 Amp dry cobntact input 25mA (stand by) 55mA (active) @ 12 VD, face plate 20ga Stainless steel	79
M422U	Momentary SPDT PUSH TO EXIT	74
M422AU	Momentary SPDT2" Button - Blue illuminated lens only	74
M423U	Integrated electronic timer, adj. 1-60 sec12/24VDC, 2A DPST Contact PUSH TO EXIT	130
M423AU	Integrated 1-60 sec Timer 12/24VDC, 2A DPST Contact 2" Button - Blue illuminated lens only Symbol	130
M424U	Momentary DPDT PUSH TO EXIT	110
M425U	AA (On/Off) DPDT NONE	110
MD-31D-W	PASSIVE INFRARED EGRESS CONTROL, Motion detector with time delay, white	247
MD-31D-B	PASSIVE INFRARED EGRESS CONTROL, Motion detector with time delay , black	247

FOR ADDITIONAL DESIGNS, ASK FOR THE CUSTOM LOCK DIVISION CATALOG OR VISIT OUR WEBSITE @ WWW.MARKSUSA.COM

631-225-5400 • 1-800-526-0233 • Fax 631-225-6136 • ©2014 MARKS USA

ArchiTech™ Series Networx Locks

Ideal access control solution; elegantly blending advanced wireless access control convenience within any decor, in attractive, infinitely customizable designer locking form, in choice of trims and finishes.

Features

- 5000 Users, 500 Scheduled Events & 40,000 Event Audit Trail
- Surface-Mount or Mortised - in Electronics and Battery Pack
- Lock available in Mortise and Cylindrical versions
- Real Time Clock - Uses 4 AA Batteries – 3 to 4 year battery life
- Operated via access card, fob, key fob etc
- DL-Windows Software for programming
- USB Radio Key Programming Method or Via Networx Gateways
- Manual Card Enrollment Option for Quick Installation
- Wireless programming range: up to 20 ft. from lock

Specifications

- ANSI / BHMA Grade 1 Certified, UL Listed 3 Hours
- Includes standard lever rose hardware design
- Compatible with all 300+ optional architectural trim / lever or knob designs
- Stainless steel latch, 2-3/4" backset
- Auto-Reverse lock body tested to 6 million cycles
- Lock Body - Self cleaning long life motor
- Door closure monitor / electronic deadbolt monitor
- Key override standard or high-Security
- Optional integrated door position indicator switch

PRODUCT	PRICE
Cylindrical	
N90S2195F26D	880
N90S1195F26D	880
Mortise	
N95S2RX92FD26D	1100
N95S1RW86FD26D	1100

Mounted Samples

PRODUCT	PRICE
Cylindrical	
N90S1295SK26D	consult factory
S90S1195SK26D	consult factory
N90S1195SK26D	consult factory
Mortise	
N95S1RW86SK26D	consult factory

ArchiTechTM Series Networx Locks Parts and Accessories

PRODUCT	DESCRIPTION	PRICE
AL-IME	Ethernet connected gateway w/AC adapter to plug into standard wall outlet	510
AL-IM80211	Wi-Fi gateway to connect to 802.11 network w/AC adapter to plug into standard wall outlet.	710
AL-IMEPOEP	Power Over Ethernet, plus hardwire gateway interface capability. No AC Power required.	610
AL-IME-USB	USB Gateway	300
AL-NSM	Networx Signal Meter	296
ALHID1326	Proximity Access Cards 100 Per Box	505
ALHID1336	Proximity, Magnetic Stripe and Photo ID cards 100 per box	1030
ALHID1386	Proximity and Photo ID Card 100 per box	927
ALHID1391	MicroProx Tag 10 per box	82
ALHID1346	Proximity keyfob 10 per box	118

Standard Model Ordering. Infinite Custom Models available. Call Factory For Ordering Assistance.

Mortise N 9 5 I 1 RW 10 L AC 26D

- Model: Networx / Standalone
- Series: 9
- 5 = Mortise; 6 = Mortise Exit
- Style: Electronic Insert / Surface Mount Electronics
- Technology: 1 = Prox Oval; 2 = Prox Square; 3 = Swipe Oval; 4 = Swipe Square; 5 = Keypad Oval; 6 = Keypad Square; 7 = Keypad Prox Oval; 8 = Keypad Prox Square; 9 = Keypad Swipe Oval; 0 = Keypad Swipe Square
- Plate/Rose Design
- Knob/ Lever design
- Handing
- Function
- Finish

Cylindrical N 9 0 I 1 195 AB 26D

- Model: Networx / Standalone
- Series: 9
- 0 = Cylindrical; 1 = Cylindrical Exit
- Style: Electronic Insert / Surface Mount Electronics
- Technology: 1 = Prox Oval; 2 = Prox Square; 3 = Swipe Oval; 4 = Swipe Square; 5 = Keypad Oval; 6 = Keypad Square; 7 = Keypad Prox Oval; 8 = Keypad Prox Square; 9 = Keypad Swipe Oval; 0 = Keypad Swipe Square
- Lever /Rose design
- Function
- Finish

631-225-5400 • 1-800-526-0233 • Fax 631-225-6136 • ©2014 MARKS USA

MARKSUSA

AMITYVILLE, N.Y. 11701

WWW.MARKSUSA.COM

DISTRIBUTED BY:

631-225-5400 • 800-526-0233 • FAX 631-225-6136

2014MARKSPB 7.14