

Securing your school

**Door hardware solutions
for primary education**



Security at every layer

Successful school operation combines a safe and secure environment with the freedom needed to focus on education.

Providing safety and protection to staff, students and property is one of many responsibilities that every school faces day in and day out.

The right solution depends on your specific application.

Each school is as diverse as the people it houses. This brochure outlines solutions for the typical areas within a school - from entry vestibule to auditorium, from washroom to classroom. By giving you options for each of those specific needs, our intent is to provide a safe and secure environment so that you can focus on the business of learning.

To learn more:
visit www.allegion.com/us
or call 1.877.671.7011





We are Allegion

aptiQ

aptiQ™ smart technology enhances the intelligence of products through a secure, open architecture design in readers, credentials, and smart phone applications.

FALCON

Falcon delivers durability, convenience and unmatched value. Falcon products include locks, cylinders, key systems, exit devices, closers and accessories.

GLYNN-JOHNSON

Known throughout the industry as the "overhead door holder specialist," Glynn-Johnson has made its name with state-of-the-art manufacturing and technology.

IVES

For more than 120 years Ives has produced a full line of premium hinges, pivots, flush bolts, strikes, door trim, pulls, protection plates, lock guards and many other hardware accessories.

LCN

Since 1876 LCN has been the undisputed innovator and leader in door control. LCN products include surface and concealed door closers, ADA-compliant automatic door operators, and electronic accessories.

SCHLAGE

For more than 90 years, Schlage has been creating the strongest and most technologically advanced security products for homes, multi-family, commercial and institutional buildings.

STEELCRAFT


Steelcraft provides an impressive selection of steel doors and frames for virtually any wall condition or entryway requirement.

VON DUPRIN

Since pioneering the first exit device in 1908, Von Duprin life safety products have provided unparalleled quality, performance and flexibility for schools, hospitals, stadiums and public buildings.

Developing the right credential strategy for your school.

Credentials come in many forms, from keys to codes to cards.



Keys

Mechanical keys are a cost effective option for a wide range of applications. In a school environment, faculty and staff turnover along with the potential for a lost key can pose a risk for the entire facility. Patented key systems provide protection against unauthorized duplication by tightly controlling who has access to key blanks; attempts to duplicate the blank design without permission are prohibited by law. Restricted key systems add even more protection with enhanced pick-resistance and restriction of the keyway to specific geographic areas.




Codes

For some openings within a school it is more convenient to enter a code rather than carrying a key. Electronic locks with master key over-ride help protect the integrity of your key system by limiting key distribution. Pin code can be issued to teachers for normal use and a mechanical key can be reserved only for the facility manager or principal. Access codes can be easily added or deleted at any time. For added security, some electronic locks also provide an audit trail that allows you to review who was granted access and when.



Cards

In many schools teachers and staff are required to wear an ID card. In addition to identification, these cards can be used for access control. An advantage of using cards is that users can easily be added or deleted at any time. Card-based credentials are available in a variety of technologies, including magnetic stripe, proximity and smart cards. Smart cards employ advanced security features that make them an ideal credential for high security openings. Credentials like smart cards prevent unauthorized access because they can't be duplicated without authorization.



Multi-factor authentication

Your school may choose to deploy multi-factor authentication for an added layer of security. This is a term used to describe applications where more than one credential technology is used for added security. For example, you can require teachers and staff to present both a card and enter an access code to gain access to sensitive areas. In doing so, you have additional protection against the use of lost or unauthorized credentials.



Multiple types of credentials may be used within a school, depending on your unique needs. Our Security and Safety advisors are available to help determine the best solution for your school.



Main perimeter entrance

Building entrances must balance the need for access control with accessibility and freedom of movement.

Many schools restrict access via the main entrance during school hours, while leaving the doors unlocked at the beginning and end of the day. At times when the doors are unlocked, most schools have additional staff present to help monitor access to the building.



Main perimeter entrance		
Electronic solutions	aptiQ readers	aptiQ multi-technology readers - Compatible with magnetic stripe, proximity, and smart cards or an NFC-enabled smart phone. This allows for an easy transition to upgraded technology over time and as budgets allow.
	Schlage system accessories	620/631 Series pushbutton - A pushbutton designed for heavy duty applications. Used to control the ingress and/or egress of a door.
	LCN auto operators	4630/4640 - LCN auto operators provide easy access for people who need additional assistance passing through a door opening.
Mechanical solutions	Von Duprin exit devices	33A/35A exit device - For narrow-stile doors, this series offers multiple locking options with trim on the outside and a pushbar on inside. 98/99 exit device - For wide-stile doors, this series offers multiple locking options with trim on the outside and a pushbar on inside. Von Duprin exit devices have options that allow the door to remain open during high-traffic times (morning and evening) while securing once school has started. Both series of exit devices also have electronic options that allow them to be paired with wall readers and buzzer systems to control access.
	LCN door closers	4000 Series - Offers heavy duty cast-iron construction in both application-specific and general purpose models.



Allegion's full portfolio of exit devices, automatic operators, actuators, closers and system accessories are designed to meet the unique fire and life safety requirements of building entrances.

Some schools create an entrance vestibule as an additional layer of perimeter security.

The vestibule consists of walls and another set of doors inside the entrance. When someone comes through the main entrance, they don't have free access to the school. Instead, the doors are locked, forcing the visitor to go to the office before they can go anywhere else.

Vestibules		
Electronic solutions	Von Duprin electric strikes	6000 Series - Allows staff to remotely release the door to grant access to visitors. Can be used in standalone applications or as part of a sophisticated networked access control system if additional control and monitoring is required.
	Schlage L Series mortise lock	L9080 Storeroom - A storeroom lock with electrification or used in conjunction with an electric strike can only be opened with a secure credential or by "buzzing in" from the office, allowing visitors to be screened prior to entry. Inside lever is always unlocked allowing free egress.
Mechanical solutions	Schlage ND Series cylindrical lock	ND80 Storeroom - Lock can be used in conjunction with an electric strike or can be electrified such that it only opens with a secure credential or by "buzzing in" from the office, allowing visitors to be screened prior to entry. The inside lever is always unlocked allowing free egress.
	LCN door closers	4000 Series - Offers heavy duty cast-iron construction in both application-specific and general purpose models.



Von Duprin offers a variety of electric strikes for use with exit devices and mortise or cylindrical locksets.

It is easy to customize a solution for the specific needs of your application with our portfolio of electric strikes that offer a variety of factory orderable and field configurable options.

Restricted areas have unique requirements.

Administration areas can benefit from additional security measures to ensure only authorized individuals have access. Since these areas are occupied exclusively by teachers and staff additional door hardware solutions are available.

Office doors		Nurse's office and records room
Electronic solutions	Schlage AD Series and CO Series; available for cylindrical or mortise locks or exit devices.	AD-200 and CO-200 standalone locks with office function - Door unlocks with a valid credential and relocks automatically. Inside push button allows door to remain unlocked. Inside lever always opens door for immediate egress.
		AD-300 networked hardwired with classroom/storeroom function - Door locked or unlocked from outside by credential. Inside lever always opens door for immediate egress. Can be locked down immediately from a central location. AD-400 networked wireless with classroom/storeroom function - Door locked or unlocked from outside by credential. Inside lever always opens door for immediate egress. Can be locked down within 10 seconds from a central location.
Mechanical solutions	Schlage L Series mortise locks	L9050 Entrance lock - Door locked or unlocked from outside by key or inside by thumbturn. Inside lever always opens door for immediate egress.
	Schlage ND Series cylindrical locks	L9080 Storeroom lock - Outside lever always locked, can only open door when key inserted. Inside lever always opens door for immediate egress.
	LCN door closers	ND80 Storeroom lock - Outside lever always locked, can only open door when key inserted. Inside lever always opens door for immediate egress.
	Von Duprin exit devices	4000 Series - Offers heavy duty cast-iron construction in both application-specific and general purpose models. Main office doors 33A/35A Series - For narrow-stile doors, this series offers multiple locking options with trim on the outside and a pushbar on inside. 98/99 Series - For wide-stile doors, this series offers multiple locking options with trim on the outside and a pushbar on inside.



Allegion offers high security key systems for restricted areas.

When using mechanical hardware, certain portions of a school can benefit from being on a different and/or higher security key system than the remainder of the school, such as the Schlage Everest 29 Primus XP. Allegion experts are available to assist in developing the solution to best suite the unique requirements of your campus.



Faculty lounge and labs	
Electronic solutions	Schlage AD Series and CO Series; available for cylindrical or mortise locks or exit devices.
	CO-220 standalone with classroom security function - Door locked or unlocked from outside by credential. Inside lever always opens door for immediate egress. Can immediately lock down up to 10 locks by pressing button on remote fob. Illuminated indicator on inside of lock provides verification door is secure.
	AD-300 networked hardwired with classroom/storeroom function - Door locked or unlocked from outside by credential. Inside lever always opens door for immediate egress. Can be locked down immediately from a central location. AD-400 networked wireless with classroom/storeroom function - Door locked or unlocked from outside by credential. Inside lever always opens door for immediate egress. Can be locked down within 10 seconds from a central location.
Mechanical solutions	Schlage L Series mortise locks
	L9071 Classroom security lock - Door can be locked/unlocked from outside by key or inside by key. Inside lever always opens door for immediate egress. LCN Door Closers
	Schlage ND Series cylindrical locks
	ND75 Classroom security lock - Door can be locked/unlocked from outside by key or inside by key. Inside lever always opens door for immediate egress.
	LCN door closers
	4000 Series - Offers heavy duty cast-iron construction in both application-specific and general purpose models.

The value of audit trail

For applications that require additional security, consider using an electronic lock with an audit trail. Audit trails give you visibility to which doors a user accessed and at what time. Should a security incident occur, you can review the data to determine who entered the room in that time frame. This helps reduce your liability and resolve issues more quickly. For example, you may choose to use this type of solution for a computer lab where you store expensive equipment to provide visibility to who entered the room and when.





In many cases, classrooms are the deepest interior layer of security for your school.

The most fitting classroom solutions combine day-to-day ease of use with appropriate locking capabilities for a range of classroom layouts.

Classroom front door		Classroom to perimeter
Electronic solutions	Schlage AD Series and CO Series cylindrical or mortise or exit trim	<p>AD-300 networked hardwired with classroom/storeroom function¹ - Door can be locked or unlocked by a command from the access control system, door schedule or toggle credential. Inside lever always opens door for immediate egress. Can be locked down instantly from from a central location.</p> <p>AD-400 networked wireless with classroom/storeroom function¹ - Door can be locked or unlocked by a command from the access control system, door schedule or toggle credential. Inside lever always opens door for immediate egress. Can be locked down within 10 seconds from central location.</p> <p>CO-220 standalone with classroom security function - Door can be locked or unlocked by a door schedule or toggle credential. Inside lever always opens door for immediate egress. Up to 10 doors can be immediately locked down with remote fob.</p>
	Schlage L Series mortise locks	<p>993 trim - AD Series and CO Series locks are available with 993 exit trim for perimeter applications that permit re-entry.</p>
Mechanical solutions	Schlage L Series mortise locks	<p>L9071 - Classroom security - Door can be locked or unlocked from outside by key or inside by key. Inside lever always opens door for immediate egress.</p> <p>L9060 - Apartment entrance - Same as Classroom Security except door can only be opened from outside; unlocking must occur from the inside. Ensures cleaning staff does not inadvertently leave door unlocked.</p> <p>L9070 - Classroom - Door can be locked or unlocked from outside by key. Inside lever always opens door for immediate egress.</p> <p>L9050 - Office/entry² - Door can be locked or unlocked from outside by key or inside by thumbturn. Inside lever always opens door for immediate egress.</p> <p>L9466 - Store/utility room lock - Door can be locked or unlocked from either side by a key. Note: for security purposes, the door cannot be opened unless both sides are unlocked. For classroom to classroom adjoining doors.³</p>
	Schlage ND Series cylindrical locks	<p>L9010 - LLL - No outside trim, door can be opened from inside only. For exit only applications.</p>
	Schlage ND Series cylindrical locks	<p>ND75 - Classroom security - Door can be locked or unlocked from either side of the door by a key, allowing free egress from inside and preventing entry from outside.</p> <p>ND70 - Classroom - Door can be locked or unlocked from outside by key. Inside lever always opens door for immediate egress.</p> <p>ND53 - Entrance lock² - Door can be locked or unlocked from outside by key or inside by turnbutton. Inside lever always opens door for immediate egress.</p> <p>ND66 - Store lock - Door can be locked or unlocked from either side by a key. For classroom to classroom adjoining doors.³</p>
	Von Duprin exit devices	<p>ND25 - Exit lock - No outside trim, door can be opened from inside only. For exit only applications.</p>
	Von Duprin exit devices	<p>22, 33A/35A, 98/99 Series - Available with pushbar on inside and no trim on outside, providing free egress for students while preventing re-entry into classroom (i.e. exit only)</p>

¹ Function is dependent on access control provider, some have configured interior LED to signal door status.

² The use of thumbturns in this type of setting should be given additional consideration. Such use on the inside of a classroom provides students with an opportunity to lock the door, which presents additional security risks. Securing the inside of the opening from the inside using a controllable method, such as a key, credential, or centralized lockdown system, provides protection in the event of lockdown, improves safety for students and reduces nuisance lock-outs in day-to-day operation.

³ Does not allow free egress, use only for classroom to classroom doors where code permits.

Allegion brings to you an array of products designed exclusively to provide peace of mind in an emergency situation.



AD-300 and AD-400 networked locks for centralized lockdown

For areas of your school where increased monitoring and control are needed, a networked solution is essential. AD-300 hardwired and AD-400 wireless networked locks are open architecture which allows them to integrate with a variety of Access Control Software Providers. They also allow for real-time monitoring and efficient centralized lockdown.



CO-220 Standalone classroom security lock with remote fob for local lockdown

The CO-220 provides the peace of mind of knowing that you are ready to respond in seconds. The remote fob can be worn conveniently around the neck or wrist so that it is immediately accessible by teachers and staff members. Lockdown can be initiated for up to 10 doors in range by pressing the button on the fob. When the button on the remote fob is pressed, the visual indicator on the interior of the lock illuminates, providing verification that the door is secured.




L Series mortise lock with 180° visual indicator

The Schlage L Series classroom security indicator provides 180° visibility of the door status, letting students and staff know whether the door is locked or unlocked from across the room. Message window is 2" wide x 1/2" tall and utilizes text, symbols, and color coding to indicate status.



ND Series cylindrical lock with indicator rose

Standard on the ND Series classroom security lock, the ND Indicator rose provides at-a-glance instructions for relocking the door (in panic situations, it is easy to forget whether key rotates clockwise or counterclockwise to lock the door).



High traffic areas

High traffic areas are those areas where a large volume of people pass through on a regular basis.

Whether a corridor, stairway, or an assembly area (such as an auditorium, library, or gymnasium), Allegion offers a heavy-duty exit device solution designed and tested to excel in these conditions.



		Stairs and corridors	Assembly areas - auditoriums, multi-purpose rooms, cafeterias, libraries, large classrooms
Electronic solutions	Schlage AD Series and CO Series 993 exit trim	Compatible with a variety of brands and types of exit devices - Schlage electronic locks are available with exit trim for use on openings that require exit devices. Standalone and networked solutions are available. Universal hardware is used to simplify installation of standalone trim to a variety of exit devices.	
	Von Duprin 33A/35A exit device	Since the introduction of the first exit device in 1908, Von Duprin has specialized in high-abuse and high traffic applications. From rim to vertical rods, and dthe industry's first concealed vertical cable devices, Von Duprin has a solution .	Although using the same types of devices as stairs and corridors, congregation areas have the additional requirement that they need to be secured. Von Duprin exit devices offer a variety of locking options for seamless operation with the rest of your facility.
Mechanical solutions	Von Duprin 98/99 exit device		
	LCN door closers	Door closers enhance security by ensuring the door always latches. LCN offers a full portfolio of mechanical and auto operator devices to meet your specific needs.	

In the event of an emergency, efficient lockdown of large gathering spaces is essential.

Remote lockdown for exit devices

The CO-220 lock with 993 trim is designed for applications that require exit devices due to fire or life safety codes. It allows teachers and staff to initiate immediate local lockdown of up to 10 doors within range by pressing a button on the remote fob. An illuminated visual indicator located on the interior side of the lock provides instant verification that the door is secured.





Von Duprin classroom security indicator

The Von Duprin classroom security indicator provides an at-a-glance verification of the locked/unlocked status of the door from inside of the room. The indicator in unlocked state presents a metal flag (white background with black icon) at the top of the device head. Indicator in locked state has no flag present.

Requirements for washrooms vary depending on the intended occupants.

Student washrooms must be able to be locked during non-operating hours, but contain an override for unlocking in the event of accidental lock in. For faculty washrooms, the occupancy status must be clearly displayed and access restricted to prevent accidental walk-ins.

	Faculty washrooms	Student washrooms
Electronic solutions	<p>Schlage AD Series and CO Series cylindrical or mortise (with deadbolt) or exit trim</p> <p>AD-200 or CO-200 standalone electronic locks with privacy function - Door opened from outside with credential. Inside push button activates privacy mode and prohibits access with normal credentials. Only authorized pass through credentials can override. Opening door or pressing privacy button a second time deactivates privacy mode. Inside lever always opens door for immediate egress.</p>	
Mechanical solutions	<p>Schlage L Series mortise locks</p> <p>L9486 Faculty restroom with "Do Not Disturb" indicator - Outside lever always fixed, entrance from outside by key only. Inside thumbturn deadbolts door and displays "do not disturb" message.</p>	
	<p>Schlage ND Series cylindrical locks</p> <p>ND85 Faculty restroom - Outside lever always fixed, entrance from outside by key only. Inside pushbutton activates "occupancy" pop-out and allows entrance by emergency key only.</p>	
	<p>LCN door closers</p> <p>4000 Series - Offers heavy duty cast-iron construction in both application-specific and general purpose models.</p>	
	<p>Washroom door, deadbolt</p> <p>Schlage B663 deadbolt - Locked and unlocked by outside with key, inside thumbturn unlocks only in case of accidental lock-in.</p>	
	<p>Washroom door, pull side</p> <p>Ives pull handles - Wide variety of pull handle sizes and finishes available to suite with rest of campus.</p>	
	<p>Washroom door, push side</p> <p>Ives push plates - Wide variety of push plate sizes and finishes available to suite with rest of campus.</p>	

Keeping schools secure with Falcon

Falcon has a full line of door hardware products for the price conscious customer to aid in a school's safety and security.




MA Series mortise lock with security indicator

Providing at-a-glance
verification of the locked/
unlocked status of the door
from inside of the classroom.



T Series cylindrical lock with classroom security function

A grade 1, heavy duty, high
traffic cylindrical lock that
gives teachers and faculty
the ability to lock down a
room with a key from the
inside of the door.



25 Series exit device with electric latch retraction

Assures constant monitoring
of exterior doors, and control
of who enters and when they
enter to ensure security.





The value of Allegion

Allegion is here to help you develop smart, safe and effective solutions that are tailored to meet your needs.

Our expert sales force of safety and security advisors and specification writers will not only deliver products designed with your feedback to solve your problems, but we will provide you with industry knowledge and guidance before, during and after the sale to ensure your peace of mind.

To connect with your local sales office or a member of our Customer Care team please call 877.671.7011.



About Allegion

Allegion (NYSE: ALLE) creates peace of mind by pioneering safety and security. As a \$2 billion provider of security solutions for homes and businesses, Allegion employs more than 8,000 people and sells products in more than 120 countries across the world. Allegion comprises 27 global brands, including strategic brands CISA®, Interflex®, LCN®, Schlage® and Von Duprin®.

For more, visit www.allegion.com

aptiQ ■ LCN ■ **SCHLAGE** ■ STEELCRAFT ■ VON DUPRIN