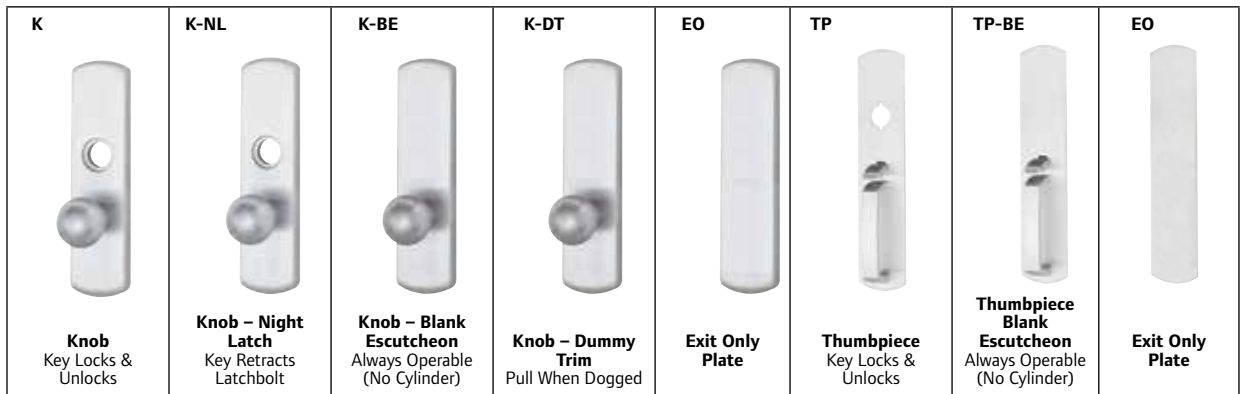






Knob, Exit Only and Thumbpiece Trim – 990 & 996K







Trim Description	996K	996K-NL	996K-BE	996K-DT	996EO	990TP	990TP-BE	990EO
Escutcheon Plate Size	2¾" x 10¾" x 27/32" (70x273x21mm)	2¾" x 10¾" x 27/32" (70x273x21mm)	2¾" x 10¾" x 27/32" (70x273x21mm)	2¾" x 10¾" x 27/32" (70x273x21mm)	(76x360x2mm)	3" x 14¾" x 3/32" (76x360x2mm)	3" x 14¾" x 3/32" (76x360x2mm)	3" x 14¾" x 3/32" (76x360x2mm)
Pull Center to Center	—	—	—	—	—	5½" (140mm)	5½" (140mm)	5½" (140mm)
Projection	3¼" (83mm)	3¼" (83mm)	3¼" (83mm)	3¼" (83mm)	—	2" (51mm)	2" (51mm)	2" (51mm)
ANSI Function	08	09	14	02	01	05	14	14
Cylinder Type								
Rim or Vertical Rod Device	Rim	Rim	—	—	—	Rim	—	—
Mortise Lock Device	1¼" Mortise	1¼" Mortise			—	1¼" Mortise	—	—
Handing	—	—	—	—	—	—	—	—
#425 SNB optional-HMD Req. WD w/o SLM Pkg.	2	2	2	2	2	2	2	2
#825 SNB Req. WD w/o SLM Pkg F Rim device ONLY	2	2	2	2	2	2	2	2
#425 SNB Req. w/499F	2	2	2	2	2	2	2	2

Optional Trims – 696

	DT	NL	TP	TP-BE
				
	Dummy Trim Pull When Dogged (Not recommended for fire device)	Night Latch Key Retracts Latchbolt	Thumbpiece Key Locks & Unlocks	Thumbpiece – Blank Escutcheon Always Operable (No Cylinder)
Trim Description	696DT	696NL	696TP	696TP-BE
Escutcheon Plate Size	(70x273x21mm)	(70x273x21mm)	1 ⁵ / ₈ " x 13 ¹ / ₂ " x 3 ¹ / ₁₆ " (41x343x5mm)	1 ⁵ / ₈ " x 13 ¹ / ₂ " x 3 ¹ / ₁₆ " (41x343x5mm)
Pull Center to Center	5 ¹ / ₂ " (140mm)	5 ¹ / ₂ " (140mm)	5 ¹ / ₂ " (140mm)	5 ¹ / ₂ " (140mm)
Projection	2 ¹ / ₈ " (52mm)	2 ¹ / ₈ " (52mm)	2 ¹ / ₈ " (52mm)	2 ¹ / ₈ " (52mm)
ANSI Function	02	03	05	15
Cylinder Type				
Rim or Vertical Rod Device	—	Rim	Rim	—
Mortise Lock Device	—	1 ¹ / ₄ " Mortise	1 ¹ / ₄ " Mortise	—
Handing	—	—	—	—
#425 SNB optional-HMD Req. WD w/o SLM Pkg.	2	2	2	2
#825 SNB Req. WD w/o SLM Pkg F Rim device ONLY	2	2	2	2
#425 SNB Req. w/499F	2	2	2	2

Optional Trims – 697

	DT	NL	TP	TP-BE
				
	Dummy Trim Pull When Dogged (Not recommended for fire device)	Night Latch Key Retracts Latchbolt	Thumbpiece Key Locks & Unlocks	Thumbpiece – Blank Escutcheon Always Operable (No Cylinder)
			(3/4" Diameter Pull) (19mm)	(3/4" Diameter Pull) (19mm)
Trim Description	697DT	697NL	697TP	697TP-BE
Escutcheon Plate Size	(70x273x21mm)	(70x273x21mm)	1 ⁵ / ₈ " x 13 ¹ / ₂ " x 3 ¹ / ₁₆ " (41x343x5mm)	2 ³ / ₄ " x 10 ⁹ / ₁₆ " x 27 ¹ / ₃₂ " (70x273x21mm)
Pull Center to Center	5 ¹ / ₂ " (140mm)	5 ¹ / ₂ " (140mm)	5 ¹ / ₂ " (140mm)	5 ¹ / ₂ " (140mm)
Projection	3" (76mm)	3" (76mm)	3" (76mm)	3" (76mm)
ANSI Function	02	03	05	15
Cylinder Type				
Rim or Vertical Rod Device	—	Rim	Rim	—
Mortise Lock Device	—	1 ¹ / ₄ " Mortise	1 ¹ / ₄ " Mortise	—
Handing	—	—	—	—
#425 SNB optional-HMD Req. WD w/o SLM Pkg.	2	2	2	2
#825 SNB Req. WD w/o SLM Pkg F Rim device ONLY	2	2	2	2
#425 SNB Req. w/499F	2	2	2	2

E996L

Electrified Breakaway Lever

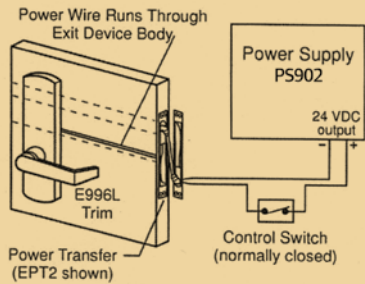
E996L electrified lever trim provides remote locking and unlocking. Furnished standard in fail safe (FS) condition, can be field converted to fail secure (FSE) where allowed. E996L is furnished standard with cylinder operation for nightlatch (NL) function, or with blank escutcheon (BE).



Specification:

Solenoid –
Continuous Duty 24VDC

Solenoid Draw –
0.22 amp.



To order, specify:

1. Use "E" prefix, example E996L. When ordering with the exit device specify trim series with prefix "E", example 9927L-BE 3' US26D E996.
2. Device type, R/V (rim/surface vertical rod/concealed vertical rod) or M (mortise).
3. RHR furnished standard if not specified, field reversible.
4. Lever style (06 lever furnished standard).
Other levers, no extra charge.

HL6 Hospital Pull



Von Duprin and Glynn-Johnson have collaborated on an exit device trim that answers the problem of accessibility and performance. Using the Von Duprin 98/9975 mortise lock exit device along with the Glynn-Johnson HL6 Push/Pull latch, Ingersoll-Rand has created an exit device with mortise lock durability that utilizes a fully ADA compliant Pull paddle trim. The 98/9975HL device is available in all standard architectural finishes. Consult the

Glynn-Johnson catalog for complete product information.

392-7 Offset Pull



The 392-7 Offset Pull is 3/4" round stainless steel, with a 7" center to center which matches the 98/99 center case. Often used with a night latch operation. 3 1/2" (89mm) offset with 1 1/2" (38mm) clearance.

Vandal Resistant Trim: IVES VR910 & VR914 Series

VR910 grip coated in black plastisol for softer touch and resilience to temperature extremes. Grip designed for comfortable operation.

VR914 grip in all stainless steel.



Features:

- Stainless Steel construction, 11 gauge (0.120" thick)
- Finish: US32D, only
- Thru-bolts and rugged mounting screws for maximum fastening strength.
- Built-in lock protector prevents vandalism to mortise latchbolt (available on certain models).
- Extra-tough stainless steel cylinder collar prevents pipe wrench or similar tool from damaging cylinder. Tapered design prevents side impacts from transferring directly to cylinder. Collar spins freely.
- Furnished with mounting screws for door thicknesses of 1 3/4" to 2 1/4"

Model	For Use With	Size
VR910DT & VR914DT	98/99 Rim or Vertical Rod Device	5 1/4" (133mm) w x 11" (279mm) h
VR910NL & VR914NL	98/99 Rim or Vertical Rod Device	5 1/4" (133mm) w x 11" (279mm) h
VR910M-DT & VR914M-DT	9875/9975 Mortise Device	7 1/4" (184mm) w x 11" (279mm) h
VR910M-NL & VR914M-NL	9875/9975 Mortise Device	7 1/4" (184mm) w x 11" (279mm) h

- Meets ANSI/BHMA 156.13, Trim Security Test and California State Accessibility Standards Title 24.
- 1 1/2" (38mm) clearance from grip to door, total projection 1 7/8" (48mm)
- Consult the IVES catalog for complete product information.