







*ENGINEERED FOR MOTION*

## 2015 RETAIL PRICE LIST








---

Pages 1-2	SafePath™ Door Activation & Safety Sensor Products 
Pages 2-8	Sedco™ Door Activation Switch Products, Bollards
Pages 8-10	 Radio Control Products
Pages 10-11	 2.4 GHz Radio Control Products
Page 11-12	AccuGuard™ Safety Beams
Page 12	Door Decals
Page 13	 The Commander Series™ Timing Controls
Page 14	Guide Rails & Bumper Guards
Page 15	Door Products Repair & Return Policy



ENGINEERED FOR MOTION




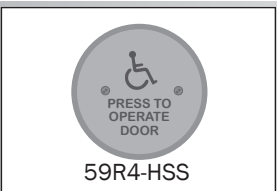
# RETAIL PRICE LIST 2015

PART #	DESCRIPTION	RETAIL PRICE
<b>SafePath™ Door Activation &amp; Safety Sensor Products</b> 		
<b>Microwave Sensors</b>		
<b>microStar-M</b>	<b>225</b>	<b>225</b>
	<p>Microwave Motion Sensor w/Human Presence Radar™ (HPR™) for activating all types of automatic doors. Unparalleled motion detection protects slow moving pedestrians from doors closing prematurely.</p> <ul style="list-style-type: none"> <li>• Fits 1 3/4" door frames</li> <li>• Visible LEDs to verify activation</li> <li>• Install mode lets pattern be set without cycling doors</li> <li>• HPR™ provides additional level of motion protection after initial door activation</li> <li>• Adjustable Unidirectional &amp; Bi-directional</li> <li>• Narrow &amp; Wide Pattern Antennas</li> <li>• Dual Axis Angle Adjustment</li> </ul>	
<b>microStar Accessories</b>		
<b>MS-BDB</b>	<b>25</b>	<b>25</b>
Universal mounting bracket for microStar.		
<b>MSRC</b>	<b>40</b>	<b>40</b>
Rain cover.		
<b>ID20</b>	<b>625</b>	<b>625</b>
	<p>Long-Range Microwave Motion Sensor for activating industrial doors.</p> <ul style="list-style-type: none"> <li>• Provides motion detection for vehicles and equipment up to 60 ft. away</li> <li>• Sealed aluminum, weather proof housing</li> <li>• Selectable Approach-only or Depart-only detection reduces unwanted door openings</li> </ul>	
<b>Infrared Sensors</b>		
<b>DH400</b>	<b>340</b>	<b>340</b>
	<p>Floor Reflection Method Active Infrared Presence Sensor. Provides safety protection for all types of automatic pedestrian doors.</p> <ul style="list-style-type: none"> <li>• One sensor covers safety zone application (single or pair: swing, slide, fold)</li> <li>• 5 rows of 12 points per row provide up to 60 detection zones for a dense safety pattern</li> <li>• Adjustable pattern width and depth</li> </ul>	
<b>DH94D</b>	<b>250</b>	<b>250</b>
	<p>Floor Reflection Method Active Infrared Presence Sensor. Provides safety protection for automatic pedestrian sliding doors with shallow approaches.</p> <ul style="list-style-type: none"> <li>• 4 rows of 32 individual detection zones provides a dense safety pattern</li> <li>• Adjustable pattern width and depth</li> </ul>	
<b>DH17i</b>	<b>590</b>	<b>590</b>
	<p>High-Mount Floor Reflection Method Active Infrared Motion or Presence Sensor for industrial door applications. Provides a precise zone of either motion detection for door activation or presence detection for safety.</p> <ul style="list-style-type: none"> <li>• High-Mount applications between 10 ft. and 20 ft.</li> <li>• 4 rows of 24 individual detection zones provides a sensing area comparable to an in-ground loop detector</li> <li>• Selectable motion or presence detection up to 20 ft. from the door</li> <li>• Adjustable pattern width and depth</li> </ul>	
<b>Infrared Combination Motion and Presence Sensors</b>		
<b>DH100</b>	<b>310</b>	<b>310</b>
	<p>Floor Reflection Method Active Infrared Motion &amp; Presence Sensor. Provides all-in-one door activation and safety for automatic pedestrian sliding doors.</p> <ul style="list-style-type: none"> <li>• 5 rows of 40 individual detection zones provides a dense rectangular pattern</li> <li>• Adjustable pattern width and depth</li> </ul>	



ENGINEERED FOR MOTION







# RETAIL PRICE LIST 2015

PART #	DESCRIPTION	RETAIL PRICE
<b>SafePath™ Door Activation &amp; Safety Sensor Products (continued)</b>		
	<b>S.A.F.E.</b> <small>SafePath™ Automatic For Entrances</small>	
<b>DHR3</b>	Combination Microwave Motion and Active Infrared Presence Sensor. Provides both activation and safety protection for automatic sliding and folding doors. <ul style="list-style-type: none"> <li>• One sensor provides motion detection for door activation while simultaneously providing a dense safety pattern at the threshold of the door</li> <li>• 2 to 5 rows of Floor Reflection Method Presence Detection</li> <li>• Adjustable pattern width and depth</li> </ul>	<b>320</b>
		
<b>Infrared Sensor Accessories</b>		
<b>DH-BDB</b>	Universal mounting bracket for DH400 & DHR3.	<b>55</b>
<b>DH-MP</b>	Mounting plate adapts the DH400 & DHR3 for attaching to 2" doorframes.	<b>25</b>
<b>DHRC</b>	Molded plastic rain cover for DH400, DH100, & DHR3.	<b>40</b>
<b>12024</b>	24V AC transformer.	<b>16</b>
<b>Infrared Door Mounted Sensors</b>		
<b>SSS-4</b>	Active Infrared Presence Sensor with Position Sensitive Detection (PSD) technology provides precise safety protection within the path of any moving swing, bi-fold or revolving door panel. <ul style="list-style-type: none"> <li>• Easy dip switch set up</li> <li>• Adjustable detection angle, distance and width</li> <li>• Mounts at the top of the door out of harms way</li> </ul>	
		
<b>SSS-4L1:</b>	1 Sensor Module per 34 1/2" Housing	<b>480</b>
<b>SSS-4L2:</b>	2 Sensor Modules per 34 1/2" Housing	<b>540</b>
<b>Sedco™ Door Activation Switch Products</b>		
Switches include a hardware pack consisting of a water-resistant bellow, wire terminal connectors and tamper-proof screws.		
<b>59 Series</b>	4 1/2" Square Stainless Steel Switches. <ul style="list-style-type: none"> <li>• 59-H: Blue Face Plate WHEELCHAIR/PRESS TO OPERATE DOOR</li> <li>• 59-HSS: Stainless Steel Face Plate WHEELCHAIR/PRESS TO OPERATE DOOR</li> <li>• 59-P: Stainless Steel Face Plate PRESS TO OPERATE DOOR</li> <li>• 59-W: Blue Face Plate WHEELCHAIR</li> <li>• 59-WSS: Stainless Steel Face Plate WHEELCHAIR</li> <li>• 59-PLAIN: Stainless Steel Face Plate NO LEGEND</li> <li>• 59-E-R: Red Face Plate PUSH TO EXIT</li> </ul>	<b>62</b>
		
<b>59R4 Series</b>	4 1/2" Round Stainless Steel Switches. <ul style="list-style-type: none"> <li>• 59R4-H: Blue Face Plate WHEELCHAIR/PRESS TO OPERATE DOOR</li> <li>• 59R4-HSS: Stainless Steel Face Plate WHEELCHAIR/PRESS TO OPERATE DOOR</li> <li>• 59R4-P: Stainless Steel Face Plate PRESS TO OPERATE DOOR</li> <li>• 59R4-W: Blue Face Plate WHEELCHAIR</li> <li>• 59R4-WSS: Stainless Steel Face Plate WHEELCHAIR</li> <li>• 59R4-PLAIN: Stainless Steel Face Plate NO LEGEND</li> </ul>	<b>62</b>
		



ENGINEERED FOR MOTION

# RETAIL PRICE LIST 2015

PART #	DESCRIPTION	RETAIL PRICE
<b>Sedco™ Door Activation Switch Products</b>		
Switches include a hardware pack consisting of a water-resistant bellow, wire terminal connectors and tamper-proof screws.		
<b>59R6 Series</b>		<b>75</b>
 <p>59R6-HSS</p>	<p>6" Round Stainless Steel Switches.</p> <ul style="list-style-type: none"> <li>•59R6-H: Blue Face Plate WHEELCHAIR/PRESS TO OPERATE DOOR</li> <li>•59R6-HSS: Stainless Steel Face Plate WHEELCHAIR/PRESS TO OPERATE DOOR</li> <li>•59R6-P: Stainless Steel Face Plate PRESS TO OPERATE DOOR</li> <li>•59R6-W: Blue Face Plate WHEELCHAIR</li> <li>•59R6-WSS: Stainless Steel Face Plate WHEELCHAIR</li> <li>•59R6-PLAIN: Stainless Steel Face Plate NO LEGEND</li> </ul>	
<b>59J Series</b>		<b>60</b>
 <p>59J-HSS</p>	<p>1 11/16" x 4 1/2" Stainless Steel Jamb Switches.</p> <ul style="list-style-type: none"> <li>•59J-H: Blue Face Plate WHEELCHAIR/PUSH TO OPEN</li> <li>•59J-HSS: Stainless Steel Face Plate WHEELCHAIR/PUSH TO OPEN</li> <li>•59J-P: Stainless Steel Face Plate PUSH TO OPEN</li> <li>•59J-W: Blue Face Plate WHEELCHAIR</li> <li>•59J-WSS: Stainless Steel Face Plate WHEELCHAIR</li> <li>•59J-PLAIN: Stainless Steel Face Plate NO LEGEND</li> <li>•59J-E-R: Red Face Plate PUSH TO EXIT</li> </ul>	
<b>59V Series</b>		<b>125</b>
 <p>59V-HSS</p>	<p>Two 59J Series Jamb Switches are integrated onto a 4 1/2" stainless steel back plate for independent operation of two doors inside the vestibule. Mounts to a 2-gang electrical box.</p> <ul style="list-style-type: none"> <li>•59V-H: 2 Blue Face Plates WHEELCHAIR/PUSH TO OPEN/ARROWS</li> <li>•59V-HSS: 2 Stainless Steel Face Plates WHEELCHAIR/PUSH TO OPEN/ARROWS</li> <li>•59V-P: 2 Stainless Steel Face Plates PUSH TO OPEN/ARROWS</li> <li>•59V-W: 2 Blue Face Plates WHEELCHAIR/ARROWS</li> <li>•59V-WSS: 2 Stainless Steel Face Plates WHEELCHAIR/ARROWS</li> <li>•59V-PLAIN: 2 Stainless Steel Face Plates NO LEGEND</li> </ul>	
<b>614 Series: Extreme</b>		<b>95</b>
 <p>614-NSS    614-SS</p> 	<p>1" Diameter Red Piezo Button Switch is waterproof and built to withstand any environment. Patented piezo technology has no moving parts making this switch virtually indestructible. Includes WHEELCHAIR and PUSH TO OPEN self-sticking MYLAR decals.</p> <ul style="list-style-type: none"> <li>•614-SS: 4 1/2" Square Stainless Steel Face Plate</li> <li>•614-NSS: 1 11/16" x 4 1/2" Stainless Steel Face Plate</li> </ul>	
<b>Custom Legends</b>		
Customize your stainless switch face plates with a corporate logo or custom look (one color-black).		
<ul style="list-style-type: none"> <li>• One-Time Set-Up Charge—Text Only Customization <b>ADD: \$25</b> (not subject to discount)</li> <li>• One-Time Set-Up Charge—Logo/Graphics Customization <b>ADD: \$120</b> (not subject to discount)</li> <li>• Custom Text/Graphics Upcharge Per Faceplate <b>ADD:</b></li> </ul>		
		<b>5</b>
<b>Custom Finishes</b>		<b>ADD: 125</b>
US3, US4, US10, US10B, US32 finishes are available on most switches. Contact factory for more information.		
<b>425 Series: Economy</b>		<b>36</b>
 <p>425SS-BLK</p>	<p>1" Diameter Red or Black Button Switches and jamb style face plate. Includes WHEELCHAIR and PUSH TO OPEN self-sticking Mylar decals.</p> <ul style="list-style-type: none"> <li>•425B-BLK: Black Button/Blue Face Plate</li> <li>•425SS-BLK: Black Button/Stainless Steel Face Plate</li> <li>•425B-RED: Red Button/Blue Face Plate</li> <li>•425SS-RED: Red Button/Stainless Steel Face Plate</li> </ul>	



ENGINEERED FOR MOTION

# RETAIL PRICE LIST 2015

PART #	DESCRIPTION	RETAIL PRICE
--------	-------------	--------------

## Sedco™ Door Activation Switch Products (continued)

### 1078 Series: Low Profile

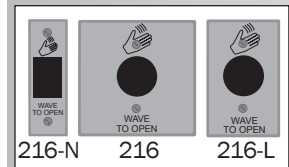


4 1/2" Square Stainless Steel Switch with 2" x 3" activating face plate that only projects 1/4" from the wall.

- 1078-H: Blue Face Plate WHEELCHAIR/PRESS TO OPERATE DOOR
- 1078-P: Black Face Plate PRESS TO OPERATE DOOR
- 1078-W: Blue Face Plate WHEELCHAIR

90

### 216 Series: Infrared "Touchless"



Active Infrared Switch provides hands-free/germ-free door activation. Activation distance is adjustable from 6" - 30". Ideal for ADA applications, doors located in restrooms, industrial clean rooms or surgical areas. Includes a stainless steel face plate. Add suffix PLAIN to part number for no legend on face plate.

- 216: IR Switch & 4 1/2" Square Face Plate (Fits Single & 2-Gang Junction Boxes)
- 216-L: IR Switch & 2 3/4" x 4 1/2" Face Plate (Fits Single-Gang Box)
- 216-N: IR Switch & 1 11/16" x 4 1/2" Face Plate (Fits 1 3/4" Door Frame)

215

### 216-RK Series: Retrofit Kit



The 216-RK Retrofit Kit is an easy, inexpensive way to upgrade existing hardwired mechanical actuators to touch-free (and therefore germ-free) switches. The 216-RK contains a new version of the 216 touchless switch designed to operate off of two wires only, and a module placed in the doors header.

Kit includes 2: 216 IR Switches; 1 216-RK Module

- 216-RK: IR Switch & 4 1/2" Square Face Plate (Fits Single & 2-Gang Junction Boxes)
- 216-RK-L: IR Switch & 2 3/4" x 4 1/2" Face Plate (Fits Single-Gang Box)
- 216-RK-N: IR Switch & 1 11/16" x 4 1/2" Face Plate (Fits 1 3/4" Door Frame)

495

### 216TX Series: Infrared Wireless "Touchless"



Wireless version of our 216 Active Infrared Switches. Activator distance adjustable from 1" to 5". Includes mounting box & transmitter. Four different face plate legends available.

- 216TX-HG
- 216TX-TG
- 216TX-HT
- 216TX-WT

295

### 830 Series: Heavy Duty Keyswitches



Rugged Keyswitches with SPDT switch in a choice of either momentary contact or maintained contact. For ultimate durability, the integral lock cylinder cover provides a key "dead stop" and protects against wires becoming tangled in the locking mechanism. Includes a stainless steel face plate.

- 830-A: Maintained Keyswitch & 4 1/2" Square Face Plate
- 830-B: Momentary Keyswitch & 4 1/2" Square Face Plate (Fits Single & 2-Gang Boxes)
- 830-AL: Maintained Keyswitch & 2 3/4" x 4 1/2" Face Plate
- 830-BL: Momentary Keyswitch & 2 3/4" x 4 1/2" Face Plate (Fits Single-Gang Box)
- 830-AN: Maintained Keyswitch 1 11/16" x 4 1/2" Face Plate
- 830-BN: Momentary Keyswitch 1 11/16" x 4 1/2" Face Plate (Fits 1 3/4" Door Frame)
- KEY-CYL: 1 1/8" Mortise cylinder with Adams-Rite cam sold separately; add \$50.00


110





ENGINEERED FOR MOTION

# RETAIL PRICE LIST 2015

PART #	DESCRIPTION	RETAIL PRICE
<b>Sedco™ Door Activation Switch Products (continued)</b>		
<b>830 Series: Combination Keyswitches &amp; Jamb Switches</b>		<b>185</b>
	<p>Rugged 830 Series Keyswitch and 59J Series Jamb Switch are integrated onto a single 4 1/2" square stainless steel back plate. Mounts to a 2-gang box electrical box.</p> <ul style="list-style-type: none"> <li>•830A-59J-H: Maintained Keyswitch &amp; 59J-H</li> <li>•830B-59J-H: Momentary Keyswitch &amp; 59J-H</li> <li>•830A-59J-HSS: Maintained Keyswitch &amp; 59J-HSS</li> <li>•830B-59J-HSS: Momentary Keyswitch &amp; 59J-HSS</li> <li>•830A-59J-P: Maintained Keyswitch &amp; 59J-P</li> <li>•830B-59J-P: Momentary Keyswitch &amp; 59J-P</li> <li>•830A-59J-W: Maintained Keyswitch &amp; 59J-W</li> <li>•830B-59J-W: Momentary Keyswitch &amp; 59J-W</li> <li>•830A-59J-WSS: Maintained Keyswitch &amp; 59J-WSS</li> <li>•830B-59J-WSS: Momentary Keyswitch &amp; 59J-WSS</li> <li>•830A-59J-PLAIN: Maintained Keyswitch &amp; 59J-PLAIN</li> <li>•830B-59J-PLAIN: Momentary Keyswitch &amp; 59J-PLAIN</li> <li>•KEY-CYL: 1 1/8" Mortise cylinder with Adams-Rite cam sold separately; add \$50.00</li> </ul>	
<b>Switch Accessories</b>		
<b>12024</b>		<b>16</b>
24V AC transformer.		
<b>E13-25JA</b>		<b>12</b>
UL listed replacement SPDT micro-switch. Includes mounting nuts and spring.		
<b>DPDT Option</b>		<b>13</b>
Double Pole Double Throw switch.		
Add suffix DPDT to part number (example: 59-H-DPDT).		
<b>E19-00J</b>		<b>25</b>
UL listed DPDT micro-switch. Includes mounting nuts and spring.		
<b>614-1RBUT, 614-1ABUT (anodized), 614-1BBUT (black)</b>		<b>70</b>
1" diameter SPST replacement piezo button switch only.		
<b>Face Plates</b>		<b>40</b>
Replacement face plates for any standard switch.		
Add suffix PO to part number (example: 59-H-PO).		
<b>HDWE</b>		<b>6</b>
Screw packs for mounting switches.		
<b>WR UPGRADE</b>		<b>65</b>
Water resistant microswitch and wires.		
Add suffix WR to part number.		
<b>WR-KIT</b>		<b>65</b>
Field installable water resistant microswitch and wires.		
<b>10001</b>		<b>6</b>
Gasket compatible with 59 Series switches.		
<b>Switch Mounting Boxes</b>		
All mounting boxes are exterior grade polycarbonate surface mounting boxes designed so the switch will recess mount for superior weather protection and to eliminate potential snagging.		
<b>One Piece Mounting Boxes:</b>		
<b>1035 Universal Jamb Box</b>		<b>30</b>
2" deep jamb box. Compatible with 59J Series switches and many other switches designed for jamb mount.		
<b>255-R</b>		<b>30</b>
2-gang recessed mount box.		
<b>Two Piece Mounting Boxes:</b> 2 Piece design makes battery replacement quick and easy for wireless applications.		
<b>1015 High Profile Universal Square Box</b>		<b>30</b>
Compatible with 59, 59V, 1078, 216, 830, & 614 series switches		
10001 gasket for additional weatherproofing; order separately: \$6.00		
<b>1010</b>		<b>30</b>
Compatible with 59J & 614-NSS Series switches		

US DOLLARS—JANUARY 2015




Prices are subject to change without notice.

PAGE 5



ENGINEERED FOR MOTION

# RETAIL PRICE LIST 2015

PART #	DESCRIPTION	RETAIL PRICE
<b>1020 Low Profile</b>	Compatible with 59, 216, & 614 Series switches 10001 gasket for additional weatherproofing; order separately: \$6.00	<b>30</b>
<b>1025</b>	Round boxes compatible with all 59R4 Series switches	<b>30</b>
<b>1030</b>	Round boxes compatible with all 59R6 Series switches	<b>30</b>
<b>Escutcheon Plates</b>		
	Attractive stainless steel plates that can be surface mounted directly to the wall or attached to a single-gang or 2-gang electrical box. • <b>ESC-59R4:</b> Plate for 59R4 Series Switches • <b>ESC-59R6:</b> Plate for 59R6 Series Switches	<b>90</b> <b>100</b>
<b>608, 628 and 514 Series Door Activator Switch Bollards w/LongLife™ Finishes</b>		
Heavy duty construction. Each bollard is made from 1/8" thick tubular steel with a two-coat industrial grade exterior powder coated finish; these switch bollards are the most durable available.		
<b>608 BOLLARD ASSEMBLY INCLUDES:</b> 5" X 5" X 42" Bollard w/LongLife™ Finish, Rugged Polycarbonate Cap and ABS Plastic Rust Shield. Steel "U" Shaped Surface Mounting Shoe is included standard (part number ending in 42). Surface external option features a mounting plate that is welded to the bollard to provide additional stability and easier installation. For Surface external, change 42 to SE at no additional charge. For In-Ground Mounting, change 42 to 58 and add \$40.		
<b>608 Blank Bollard Assembly Only</b>	Customize in the field. Bollard has no cutout preps. • 608-GR-42: Gray Bollard Assy For alternate colors, change GR to BR (Dark Bronze), WH (White), or BL (Black): In-ground mounting shoe add \$40.00; Change Suffix 42 to 58	<b>360</b>
<b>608-J Bollard Assembly with Switch Cutout</b>	Add your own switch. Bollard is prepped with a 2-gang cutout (2 7/8" x 3 1/4"). • 608-J-GR-42: Gray Bollard Assy w/2-Gang Cutout For alternate colors, change GR to BR (Dark Bronze), WH (White), or BL (Black): In-ground mounting shoe add \$40.00; Change suffix 42 to 58	<b>370</b>
<b>608-R Bollard Assembly with Recessed Switch Cutout</b>	Add your own switch. Bollard is prepped with recessed switch cutout and mounting bracket (5" x 5" cutout). • 608-R-GR-42: Gray Bollard Assy w/2-Gang Cutout For alternate colors, change GR to BR (Dark Bronze), WH (White), or BL (Black): In-ground mounting shoe add \$40.00; Change suffix 42 to 58	<b>380</b>
<b>608 Bollard Assembly with Recess Mounted Switch</b>	Includes everything needed. Bollard assembly with recess mounted 59 Series Switch installed. • 608-H-GR-42: Gray Bollard Assy, Recessed 59-H • 608-HSS-GR-42: Gray Bollard Assy, Recessed 59-HSS • 608-P-GR-42: Gray Bollard Assy, Recessed 59-P • 608-W-GR-42: Gray Bollard Assy, Recessed 59-W • 608-WSS-GR-42: Gray Bollard Assy, Recessed 59-WSS For alternate colors, change GR to BR (Dark Bronze), WH (White), or BL (Black), Surface External Option (Foot), Change Suffix 42 to SE. In-ground mounting shoe add \$40.00; Change suffix 42 to 58	<b>450</b>
		
<b>608 Bollard Assembly with Wireless Recess Mounted Switch</b>	Complete wireless package. Bollard assembly with recess mounted 59 Series Switch installed, transmitter and mounting platform (CP/TX-P). • 608-HT-GR-42: Gray Bollard Assy, Recessed 59-H, CP/TX-P • 608-HSST-GR-42: Gray Bollard Assy, Recessed 59-HSS, CP/TX-P • 608-PT-GR-42: Gray Bollard Assy, Recessed 59-P, CP/TX-P • 608-WT-GR-42: Gray Bollard Assy, Recessed 59-W, CP/TX-P • 608-WSS-GR-42: Gray Bollard Assy, Recessed 59-WSS, CP/TX-P For alternate colors, change GR to BR (Dark Bronze), WH (White), or BL (Black), Surface External Option (Foot), Change Suffix 42 to SE. In-ground mounting shoe add \$40.00; Change suffix 42 to 58 Sequencing transmitter add \$20.00; Change T to S; ClearPath Spectrum, add \$30; Change T to -TRX (example: 608-H-TRX-GR-42)	<b>525</b>
		



ENGINEERED FOR MOTION

# RETAIL PRICE LIST 2015

PART #	DESCRIPTION	RETAIL PRICE
<b>608, 628 and 514 Series Door Activator Switch Bollards w/LongLife™ Finishes (continued)</b>		
<b>608 Vestibule Bollard Assembly with 59V Vestibule Switch</b>	Includes everything needed to activate 2 doors. Bollard assembly with 59V Series Vestibule Switch.	<b>525</b>
	<ul style="list-style-type: none"> <li>• 608-HV-GR-42: Gray Bollard Assy, 59V-H</li> <li>• 608-HSSV-GR-42: Gray Bollard Assy, 59V-HSS</li> <li>• 608-PV-GR-42: Gray Bollard Assy, 59V-P</li> <li>• 608-WV-GR-42: Gray Bollard Assy, 59V-W</li> <li>• 608-WSSV-GR-42: Gray Bollard Assy, 59V-WSS</li> </ul> <p><i>For alternate colors, change GR to BR (Dark Bronze), WH (White), or BL (Black), Surface External Option (Foot), Change Suffix 42 to SE. In-ground Mounting Shoe Add \$40.00; Change 42 to 58</i></p>	
<b>608 Vestibule Bollard Assembly with WIRELESS 59V Vestibule Switch</b>	Complete wireless package to activate 2 doors. Bollard assembly with 59V Series Vestibule Switch, 2	<b>675</b>
	<p>transmitters and mounting platform (CP/TX-VP).</p> <ul style="list-style-type: none"> <li>• 608-HTV-GR-42: Gray Bollard Assy, 59V-H, CP/TX-VP</li> <li>• 608-HSSTV-GR-42: Gray Bollard Assy, 59V-HSS, CP/TX-VP</li> <li>• 608-PTV-GR-42: Gray Bollard Assy, 59V-P, CP/TX-VP</li> <li>• 608-WTV-GR-42: Gray Bollard Assy, 59V-W, CP/TX-VP</li> <li>• 608-WSSTV-GR-42: Gray Bollard Assy, 59V-WSS, CP/TX-VP</li> </ul> <p><i>For alternate colors, change GR to BR (Dark Bronze), WH (White), or BL (Black), Surface External Option (Foot), Change Suffix 42 to SE, In-ground Mounting Shoe Add \$40.00; Change 42 to 58 ClearPath Spectrum S-TRX-VP, add \$60; Change TV to V-TRX (example: 608-HV-TRX-GR-42)</i></p>	
<b>628 Dual-Switch Bollards</b>	Dual Switch bollards feature all the benefits of the 608 bollard: rugged 1/8" thick tubular steel	
	<p>construction, LongLife™ finish and a rust shield. (gray finishes and 59-H switches listed below. For dark bronze finish, substitute BR for GR. For 59-HSS or 59-P, substitute HSS or P for H).</p> <ul style="list-style-type: none"> <li>• 628-H-GR-42: 42" Bollard Assy w/two recessed 59-H switches</li> <li>• 628-H-GR-58: 58" Bollard Assy w/two recessed 59-H switches</li> <li>• 628-HT-GR-42: 42" Bollard Assy w/two recessed 59-H switches, transmitter</li> <li>• 628-HT-GR-58: 58" Bollard Assy w/two recessed 59-H switches, transmitter</li> </ul>	<p><b>600</b></p> <p><b>640</b></p> <p><b>675</b></p> <p><b>715</b></p>
<b>514 BOLLARD ASSEMBLY INCLUDES: 2" X 2"X 42" Bollard w/LongLife™ Finish, Welded Top Piece, Steel "U" Shaped Surface Mounting Shoe and ABS Plastic Rust Shield.</b>		
<b>514 Blank Bollard Assembly Only</b>	Customize in the field. Bollard is prepped for wiring.	<b>245</b>
<ul style="list-style-type: none"> <li>• 514-GR-SE: Gray Bollard Assy OR • 514-BR-SE: Dark Bronze Bollard Assy</li> </ul>		
<b>514 Bollard Assembly with 59J Series Jamb Switch</b>	Includes everything needed. Bollard assembly with 59J Series Switch installed.	<b>335</b>
	<ul style="list-style-type: none"> <li>• 514-H-GR-SE: Gray Bollard Assy, 59J-H, 1010</li> <li>• 514-HSS-GR-SE: Gray Bollard Assy, 59J-HSS, 1010</li> <li>• 514-P-GR-SE: Gray Bollard Assy, 59J-P, 1010</li> <li>• 514-W-GR-SE: Gray Bollard Assy, 59J-W, 1010</li> <li>• 514-WSS-GR-SE: Gray Bollard Assy, 59J-WSS, 1010</li> </ul> <p><i>Dark Bronze Color; Change GR to BR</i></p>	
<b>514 Bollard Assembly with WIRELESS Switch</b>	Complete wireless package. Bollard assembly with recess mounted 59J Series Switch installed,	<b>375</b>
	<p>transmitter and mounting platform (CP/TX-J).</p> <ul style="list-style-type: none"> <li>• 514-HT-GR-SE: Gray Bollard Assy, 59J-H, CP/TX-J</li> <li>• 514-HSST-GR-SE: Gray Bollard Assy, 59J-HSS, CP/TX-J</li> <li>• 514-PT-GR-SE: Gray Bollard Assy, 59J-P, CP/TX-J</li> <li>• 514-WT-GR-SE: Gray Bollard Assy, 59J-W, CP/TX-J</li> <li>• 514-WSST-GR-SE: Gray Bollard Assy, 59J-WSS, CP/TX-J</li> </ul> <p><i>Dark Bronze Color; Change GR to BR, Sequencing transmitter add \$20.00; Change T to S S-TRX-J add \$30; Change T to -TRX</i></p>	



PART #	DESCRIPTION	RETAIL PRICE
<b>Bollard Accessories</b>		
<b>608-CAP</b>	Replacement black polycarbonate bollard cap.	<b>50</b>
<b>6082-SHOE</b>	Surface mounting shoe & installation hardware. <i>Please specify color to ensure matching hardware-GR,BR, BL or WH</i>	<b>50</b>
<b>6083-SHOE</b>	In-ground mounting shoe and installation hardware. <i>Please specify color to ensure matching hardware-GR,BR, BL or WH</i>	<b>90</b>

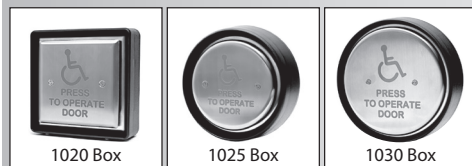
## ClearPath Radio Control Products

Universal radio control products. All products feature selectable frequencies: HDRC™, 300 MHz and 390 MHz. ClearPath™ provides the most reliable wireless activation of automatic doors.

### ClearPath™ Transmitters

All transmitters feature SignalLock™ that will guarantee the radio signal is transmitted every time a switch is activated.

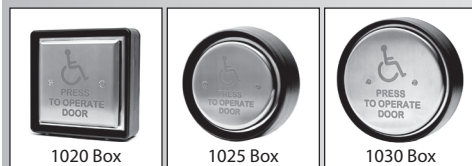
#### CP/TX (59); CP/TX-R4 (59R4); CP/TX-R6 (59R6): Wall Mount Transmitters **70**



Complete with transmitter, integrated signal enhancing antennas, wire harness and 9V battery installed in a surface mounting box.

For 1015 surface box, specify CP/TX-1015  
Pictured with 59-HSS, 59R4-HSS & 59R6-HSS (sold separately).

#### CP/STX (59); CP/STX-R4 (59R4); CP/STX-R6 (59R6): Vestibule Sequencing Transmitters **95**



Vestibule sequencing version of the CP/TX. Sequence the opening of vestibule doors one after the other from either direction.

For 1015 surface box, specify CP/STX-1015  
Pictured with 59-HSS, 59R4-HSS & 59R6-HSS (sold separately).

#### CP/TX-J: Jamb Mount Transmitter **70**



Complete with transmitter, wire harness and 9V battery installed in the 1010 jamb surface mounting box.

Pictured with 59J-H (sold separately).

#### CP/STX-J: Vestibule Sequencing Transmitter **95**



Vestibule sequencing version of the CP/TX-J. Sequence the opening of vestibule doors one after the other from either direction.

Pictured with 59J-H (sold separately).

#### CP/TX-V: Dual Transmitters **130**



Complete with 2 transmitters, wire harnesses and 9V batteries installed in the 1015 surface mounting box. Individually operate 2 doors in a vestibule when used in combination with the 59V Vestibule Series Switches.

Pictured with 59V-H (sold separately).







#### CP/TX-P: Post Transmitter **70**

Complete with transmitter, wire harness and 9V battery installed on a mounting platform that spans the top of the 608 Series Post assembly.



ENGINEERED FOR MOTION

# RETAIL PRICE LIST 2015

PART #	DESCRIPTION	RETAIL PRICE
<b>ClearPath</b> 	<b>Radio Control Products (continued)</b>	
<b>CP/STX-P: Post Sequencing Transmitter</b>	Vestibule sequencing version of the CP/TX-P. Sequence the opening of vestibule doors one after the other from either direction via 608 Series Posts.	<b>95</b>
<b>CP/TX-VP: Post Dual Transmitter</b>	Complete with 2 transmitters, wire harnesses and 9V batteries installed on a mounting platform that spans the top of the 608 Series post assembly. Individually operate 2 doors in a vestibule when used in combination with the 608 Series Vestibule Posts.	<b>130</b>
<b>CP/TX-HH1: Handheld Micro-Transmitter</b>	 1-button micro-transmitter combines small overall size with a large easy to activate button. Small enough to wear on a neck chain (included).	<b>75</b>
<b>CP/TX-HH2: Handheld Micro-Transmitter</b>	 2-button micro-transmitter combines small overall size with 2 large easy to activate buttons. Small enough to wear on a neck chain (included).	<b>80</b>
<b>ClearPath™ Multi-Mode Receivers</b>	3 selectable frequencies: HDRC™, 300 MHz, 390 MHz plus ClearPath™ receivers are capable of being programmed to one of four different modes: Mode 1: Standard Receiver Mode 2: Receiver with adjustable time delay 0-20 seconds Mode 3: Dual Receiver Mode 4: Receiver with 2 sequenced outputs & delay 0-20 seconds Mode 5: Receiver with ratchet relay output	
<b>CP/RX: Multi-Mode Receiver</b>	 Compact Receiver: Includes Mode 1 & 2.	<b>73</b>
<b>CP/RXM: Multi-Mode Receiver with Sequenced Output</b>	 Compact Receiver: Includes Mode 1, 2, 3 & 4. RXM provides sequenced output which allows processes such as releasing a lock before activating an opener	<b>115</b>
<b>CP/RXR: Multi-Mode Receiver with Ratcheting Relay</b>	 Compact Receiver: Includes Mode 1, 2, & 5. RXR provides ratcheting relay which allows for a continuous output until a second activation signal is received.	<b>83</b>
<b>RXM Module</b>	Plug-in module kit to field activate Mode 3 & 4.	<b>42</b>
<b>RXR Module</b>	Plug-in module kit to activate Mode 5.	<b>10</b>



ENGINEERED FOR MOTION

# RETAIL PRICE LIST 2015

PART #	DESCRIPTION	RETAIL PRICE
<b>ClearPath</b>	<b>Turnkey Radio Control Packages for Low Energy Doors</b>	
	Turnkey packages come with all products assembled. Everything needed comes in a single carton. Refer to pages 8-11 for individual product descriptions.	
	<b>ClearPath™ Kits</b>	

Kits listed below include -H face plates. For -HSS face plates, substitute HSS for H in the part number below, for -P face plates, substitute P for H.

<b>Package 59</b>	<b>CTP-H</b>	2:59-H; 2:CP/TX; 1:CP/RX	<b>305</b>
<b>Package 59R4</b>	<b>CTP-R4-H</b>	2:59R4-H; 2:CP/TX-R4; 1:CP/RX	<b>305</b>
<b>Package 59R6</b>	<b>CTP-R6-H</b>	2:59R6-H; 2:CP/TX-R6; 1:CP/RX	<b>330</b>
<b>Package 59J</b>	<b>CTP-J-H</b>	2:59J-H; 2:CP/TX-J; 1:CP/RX	<b>300</b>
<b>Vestibule Package 59</b>	<b>CTP-HV</b>	2:59-H; 2:CP/STX; 1:59V-H; 1:CP/TX-V; 2:CP/RX	<b>635</b>
<b>Vestibule Package 59J</b>	<b>CTP-JHV</b>	2:59J-H; 1:59V-H; 2:CP/STX-J; 1:CP/TX-V; 2:CP/RX	<b>630</b>

### Dual-Switch ClearPath™ Kits—NEW!



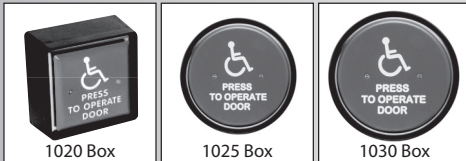
Kits listed below include -H face plates. For -HSS face plates, substitute HSS for H in the part number below, for -P face plates, substitute P for H.

<b>CTP2-H</b>	4:59-H; 4:CP/TX; 1:CP/RX	<b>543</b>
<b>CTP2-R4-H</b>	4:59R4-H; 4:CP/TX-R4; 1:CP/RX	<b>543</b>
<b>CTP2-R6-H</b>	4:59R6-H; 4:CP/TX-R6; 1:CP/RX	<b>591</b>

### ClearPath Spectrum 2.4 GHz Radio Control Products

The next generation of our radio control products. The ClearPath Spectrum features a 2.4 GHz frequency that provides reliable wireless activation and versatile programming for automatic door activation.

#### S-TRX; S-TRX-R4; S-TRX-R6: Wall Mount Transceivers 100



Complete with transceiver, wire harness and battery installed in a surface mounting box.

For 1015 surface box, specify S-TRX-1015  
Pictured with 59-H, 59R4-H & 59R6-H (sold separately).

#### S-TRX-J: Jamb Mount Transceiver 100



Complete with transceiver, wire harness, and battery installed in a 1010 jamb surface mounting box.

Pictured with 59J-H (sold separately)


#### S-TRX-V: Dual Transceivers 190



Complete with 2 transceivers, wire harnesses, and batteries installed in a 1015 surface mounting box.

Pictured with 59V-H (sold separately)

#### S-TRX-P: Post Transceiver 100








Complete with transceiver, wire harness, and battery installed on a mounting platform that spans the top of the 608 Series Post assembly.



ENGINEERED FOR MOTION

# RETAIL PRICE LIST 2015

PART #	DESCRIPTION	RETAIL PRICE
<b>ClearPath Spectrum 2.4 GHz Radio Control Products (continued)</b>		
<b>S-TRX-VP: Dual Post Transceivers</b> <span style="float: right;"><b>190</b></span>		
	Complete with 2 transceivers, wire harnesses, and batteries installed on a mounting platform that spans the top of the 608 Series Post assembly.	
<b>S-TRX-HH: Handheld Transceiver</b> <span style="float: right;"><b>120</b></span>		
	1 button handheld transceiver that includes lanyard	
<b>S-COR: Spectrum Coordinator</b> <span style="float: right;"><b>150</b></span>		
	ClearPath Spectrum Coordinator that functions similar to standard radio control receiver. LCD screen for easy programming. Features two way digital communication that provides enhanced security and reliable signal transmission between devices. Two built in outputs.	
<b>ClearPath™ Spectrum Kits</b>		
Kits listed below include -H face plates. For -HSS face plates, substitute HSS for H in the part number below, for -P face plates, substitute P for H.		
<b>Package 59</b>	<b>STK-H</b> 2:59-H; 2:S-TRX; 1:S-COR	<b>440</b>
<b>Package 59R4</b>	<b>STK-R4-H</b> 2:59R4-H; 2:S-TRX-R4; 1:S-COR	<b>440</b>
<b>Package 59R6</b>	<b>STK-R6-H</b> 2:59R6-H; 2:S-TRX-R6; 1:S-COR	<b>440</b>
<b>Package 59J</b>	<b>STK-J-H</b> 2:59J-H; 2:S-TRX-J; 1:S-COR	<b>440</b>
<b>Vestibule Package 59</b>	<b>STK-HV</b> 2:59-H; 2:S-TRX; 1:59V-H; 1:S-TRX-V; 2:S-COR	<b>850</b>
<b>Vestibule Package 59J</b>	<b>STK-J-HV</b> 2:59J-H; 1:59V-H; 2:S-TRX-J; 1:S-TRX-V; 2:S-COR	<b>850</b>
<b>AccuGuard™ Safety Beam Products</b>		
<b>Infrared Safety Beams</b>		
<b>AccuGuard HP2</b> <span style="float: right;"><b>155</b></span>		
	Infrared modular beam system consists of one control module, 2 transmitter beams with cables and 2 receiver beams with cables.	
<b>AccuGuard HP2-Surface</b> <span style="float: right;"><b>205</b></span>		
HP2 Infrared modular beam system with 4 surface mount boxes for the sensor beam heads.		
<b>AccuGuard Components</b>		
<b>HP2-SMB</b> <span style="float: right;"><b>15</b></span>		
Surface mount box only for a sensor head.		
<b>DB11</b> <span style="float: right;"><b>132</b></span>		
	Flush Mount Infrared Beam, 0' to 40'.	




ENGINEERED FOR MOTION

# RETAIL PRICE LIST 2015

PART #	DESCRIPTION	RETAIL PRICE
--------	-------------	--------------

## AccuGuard™ Safety Beam Products (continued)

### Infrared Safety Beams GD11-GDB

	Surface Mount Infrared Beam, 0' to 40'. (Pictured with included GDB Mounting Bracket)	150
	<b>GD11S</b> (without GDB Mounting Bracket)	136

<b>GDB</b>	Heavy Duty Surface Mounting Bracket For GD11S Safety Beams.	35
------------	---	----

### Door Safety Decals

Two sided decals are depicted with opposite side partially shown.

<b>Door Decals: English</b>		12
-----------------------------	--	----

<p><b>MSS-1</b> Blue &amp; White</p> <p>ACTIVATE SWITCH TO OPERATE</p>	<p><b>MSS-2</b> Yellow &amp; Black</p> <p>AUTOMATIC DOOR CAUTION</p>	<p><b>MSS-3</b> Green, Black &amp; White</p> <p>AUTOMATIC DOOR KEEP MOVING</p>	<p><b>MSS-4</b> Red, Black &amp; White Green, Black &amp; White</p> <p>DO NOT ENTER</p> <p>STAND CLEAR AUTOMATIC DOOR CAN OPEN AT ANY TIME</p>	<p><b>MSS-15</b> Yellow, Black &amp; Blue</p> <p>AUTOMATIC DOOR CAUTION</p> <p>ACTIVATE SWITCH TO OPERATE</p>
<p><b>MSS-13</b> Red &amp; White</p> <p>STAND CLEAR</p>				
<p><b>MSS-5</b> White &amp; Blue</p> <p>AUTOMATIC SLIDING DOOR CAUTION: DOOR MAY CLOSE WITHOUT WARNING</p>	<p><b>MSS-6</b> Red &amp; White</p> <p>IN EMERGENCY PUSH TO OPEN</p>			

<b>Door Decals: English/Spanish</b>		16
-------------------------------------	--	----








<p><b>MSS-7</b> Blue &amp; White</p> <p>ACTIVATE SWITCH TO OPERATE ACTIVAR EL INTERRUPTOR PARA OPERAR</p>	<p><b>MSS-8</b> Yellow &amp; Black</p> <p>AUTOMATIC DOOR CAUTION CUIDADO</p> <p>PUERTA AUTOMÁTICA</p>	<p><b>MSS-9</b> Green, Black &amp; White</p> <p>AUTOMATIC DOOR KEEP MOVING PUERTA AUTOMÁTICA MANTÉNGASE AVANZANDO</p>	<p><b>MSS-10</b> Red, Black &amp; White Green, Black &amp; White</p> <p>DO NOT ENTER NO ENTRE</p> <p>STAND CLEAR AUTOMATIC DOOR CAN OPEN AT ANY TIME MANTÉNGASE A DISTANCIA PUERTA AUTOMÁTICA PUEDE ABrirSE EN CUALQUIER MOMENTO</p>	<p><b>MSS-16</b> Yellow, Black &amp; Blue</p> <p>AUTOMATIC DOOR CAUTION CUIDADO</p> <p>PUERTA AUTOMÁTICA</p> <p>ACTIVATE SWITCH TO OPERATE ACTIVAR EL INTERRUPTOR PARA OPERAR</p>
<p><b>MSS-14</b> Red &amp; White</p> <p>STAND CLEAR Manténgase a Distancia</p>				
<p><b>MSS-11</b> White &amp; Blue</p> <p>AUTOMATIC SLIDING DOOR CAUTION: DOOR MAY CLOSE WITHOUT WARNING PUERTA CORREDIZA AUTOMÁTICA CUIDADO: LA PUERTA PUEDE CERRARSE SIN AVISENCIA</p>	<p><b>MSS-12</b> Red &amp; White</p> <p>IN EMERGENCY PUSH TO OPEN EN CASO DE EMERGENCIA PRESIONE PARA ABRIR</p>			





ENGINEERED FOR MOTION

# RETAIL PRICE LIST 2015

PART #	DESCRIPTION	RETAIL PRICE
	<h2>The Commander Series Timing Controls &amp; Lock Out Modules</h2>	
<b>TDM Time Delay Module</b>		<b>95</b>
	<p>Universal Time Delay Module provides up to 4 inputs that can be converted to sequential relay outputs. Each output is adjustable 0-99 seconds. The TDM can add additional time of 0-99 seconds, sequence electric locks and automatic doors or sequence vestibule doors all from a single device.</p>	
<b>TDM-HC High-Current Time Delay Module</b>		<b>190</b>
	<p>TDM with the output 1 relay rated for a current inrush of 20 amps, making the TDM-HC compatible with all common locking devices.</p>	
<b>RLM-Kit</b>		<b>225</b>
	<p>Integrated Relay Lockout Module with Safety Beams. Intelligent Door Position™ Monitoring Circuitry determines relay lockout time during a door's closing cycle, eliminating the need for trial and error manual adjustment. Provides single source control of approach sensor, overhead safety sensor and safety beams installed on swing door operators.</p>	
<b>RLM Components</b>		
<b>RLM</b>		<b>105</b>
RLM Control Module ONLY		
<b>RLM-SB</b>		<b>130</b>
1 set TX & RX Sensor Heads with 15' cables.		
<b>SAM Secondary Activation Module</b>		<b>120</b>
	<p>Integrated Timing Module to meet secondary activation requirements of Knowing Act Swing Doors. Intelligent Door Position™ Monitoring circuitry determines the timing for turning on and off an approach sensor after initial door activation by a push plate while simultaneously monitoring the overhead safety sensor and locking out its signal during a door's closing cycle. Provides single source control of push plate, approach (secondary activation) sensor and overhead safety sensor.</p>	
<b>PTM Privacy Timing Module</b>		
	<p>The PTM is a timing module that allows users to control an automatic door operator for a room where privacy is a concern, such as a washroom, restroom, clean room, or photo development room. From the outside of the room, users are able to activate the door. Once inside, users are able to lock the door which prevents access from the outside "push to open" button. When egress is desired, the user presses an inside "push to open" button which deactivates the lock and activates the door. A keyswitch override is present on the exterior, as well as LEDs to indicate if the room is occupied.</p>	
	<p><b>PTM:</b> (module and wire harness only)</p> <p><b>PTM-KIT:</b> Includes module, wire harness, interior dual switch (59V-PTM), exterior combo switch (830B-59J-PTM), and door position switch.</p>	<p><b>159</b></p> <p><b>405</b></p>



ENGINEERED FOR MOTION

## RETAIL PRICE LIST 2015

PART #	DESCRIPTION	RETAIL PRICE	RETAIL PRICE
		Clear/Silver	Bronze
<b>Guide Rails &amp; Bumper Guard Products</b>			
<b>Guide Rails</b>			
Guide rails are constructed of 6063-T6 aluminum alloy, rectangular in shape (1-3/4" wide by 1/2" thick), and available in clear anodized or dark bronze finish (specify -CL or -BR when ordering). Other rails available, including stainless and custom rails (contact factory).			
<b>Double Line Wall-Mounted</b>			
36 x 30	DLW-A	163	173
36 x 36	DLW-B	166	176
42 x 30	DLW-C	170	180
42 x 36	DLW-D	175	185
48 x 30	DLW-E	180	190
48 x 36	DLW-F	185	195
<b>Double Line "I Brace" Wall-Mounted</b>			
36 x 30	DLIW-A	185	195
36 x 36	DLIW-B	190	200
42 x 30	DLIW-C	195	205
42 x 36	DLIW-D	200	210
48 x 30	DLIW-E	205	215
48 x 36	DLIW-F	210	220
<b>Double Line "I Brace" Free-Standing</b>			
36 x 30	DLIF-A	235	245
36 x 36	DLIF-B	240	250
42 x 30	DLIF-C	245	255
42 x 36	DLIF-D	250	260
48 x 30	DLIF-E	257	267
48 x 36	DLIF-F	265	275
<b>Horizontal Holding Beam Wall-Mounted</b>			
42 x 30	HDW-C	290	315
42 x 36	HDW-D	298	323
48 x 30	HDW-E	306	331
48 x 36	HDW-F	314	339
<b>Push Button Equipped Wall-Mounted</b>			
42 x 30	PBOW-C	365	377
42 x 36	PBOW-D	370	382
48 x 30	PBOW-E	379	391
48 x 36	PBOW-F	388	400
<b>Push Plate Switch-Ready Wall-Mounted</b>			
36 x 42	HADW-A	413	463
42 x 42	HADW-B	419	469
48 x 42	HADW-C	425	475
60 x 42	HADW-D	725	775
72 x 42	HADW-E	800	850
<b>Bumper Guard</b>	ALBG-A (30-44" Available - specify width when ordering)	105	110
<b>Replacement Boot</b>	TSMB	35	40
<b>Face-Applied Finger Guard</b>	FAFG	88	88
<b>Center-Hung Finger Guard</b>			(black)
7'	CHFG-A	50	
8'	CHFG-B	66	
10'	CHFG-C	88	



ENGINEERED FOR MOTION

# DOOR PRODUCTS REPAIR & RETURN POLICY

## WARRANTY REPAIRS:

Warranties cover parts and workmanship provided by MS SEDCO. Repair warranties are void if units are altered by anyone other than the MS SEDCO Repair Center. All warranties begin at invoice date unless specified by MS SEDCO. Customer will pay freight charges to return defective units to MS SEDCO Repair Center. Units will be repaired to proper working order and returned in "cosmetically same" condition at no charge. MS SEDCO will pay freight charges to ship repaired warranty units back to customer. \*\*

## OUT OF WARRANTY REPAIRS:

All units out of warranty that are returned for repair will be charged under the MS SEDCO repair rates shown below. Units will be repaired to proper working order and returned in "cosmetically same" condition. All units exceeding 5 years over warranty period will be scrapped on site, or returned to customer (at customers freight cost) unrepaired.

## ADVANCE EXCHANGE PROGRAM:

MS SEDCO Repair Center advance exchange program allows you to receive refurbished units quickly. Shipping and handling charges are extra. Please send your malfunctioning unit to us within 10 days to avoid up-charges. Up-charges also apply if the unit MS SEDCO receives is not repairable due to excessive damage or an incorrect model. Up-charges are generally assessed as the difference between the repair price and the new product price. All warranties on exchanges are subject to the same standard terms and conditions as a repaired unit. Advanced exchange units must be returned with all accessories (brackets, transformers, harnesses, manuals) or will be charged per non-returned accessories.

## ADVANCE EXCHANGE RETURN POLICY:

MS SEDCO Repair Center accepts returns on advance exchange units. All advanced exchange units must be returned within 10 days of the original exchange order. Items may be assessed a 15% restocking fee and all applicable shipping and COD charges will apply. Advanced exchanged units must be returned in original packaging. Damaged units will not be accepted for exchange credit. Please contact customer service to receive authorization for the return before shipping it to MS SEDCO. MS SEDCO will only issue credits for returned units not refunds.

## TURNAROUND TIME:

MS SEDCO Repair Center turnaround time typically requires 72~96 hours plus shipping on all units.

## EXPEDITING ORDERS:

Some orders can be repaired in 24 hours for an additional charge. Call to see if your order qualifies. Expedited orders are charged at 30% above the repair price.

## PAYMENT TERMS:

Payment is required prior to shipping unless a credit application has been received and accepted by MS SEDCO. Repaired units will be detained if customer is on credit hold with MS SEDCO billing department. Detained units will be returned after credit hold has been lifted from MS SEDCO billing department. Repairs can be billed by credit card for non net 30 day customers.

## RETURN SHIPPING:

All repairs are returned via ground service. For an additional charge, guaranteed overnight service is also available. Customers are responsible for all shipping, customs and insurance costs on out of warranty repairs and express units. When possible, we will ship via your requested carrier.

### MS SEDCO REPAIR RATE:

Door Sensors	\$70.00 (Pedestrian)
	\$120.00 (Industrial)
Door Accessories	\$40.00

Rates do not include freight and are subject to change without notice.

## EVALUATIONS:

MS SEDCO Repair Center will evaluate certain units for repairability at no charge. If you have an item requiring repair, please contact us to see if it qualifies for a free repair evaluation.

## \*\*UNREPAIRED UNITS:

MS SEDCO reserves the right not to repair any units that have excessive damage, missing parts, or for which parts are currently unavailable. Unrepaired items will be returned with billed shipping charges, or scrapped on site at no charge.

*Any items being returned to MS SEDCO, regardless of reasons, must have an RMA Number and be marked to the attention of the return or repair department on outside of shipping carton. Call 1-800-842-2545 and ask for an RMA number. A returned merchandise authorization number will be issued upon request and a copy will be faxed to you. Please include a copy of the RMA sheet with returned items to insure proper handling of returns.*

### RETURN FOR CREDIT

- All items being returned for CREDIT must have an MS SEDCO original invoice number included with the items to ensure proper credit.
  - Unused and unopened items** will be issued full credit if returned within 30 days. A 15% restocking fee will be assessed on items returned after 30 days past invoice date. No credit will be issued after 6 months past invoice date.
  - Unused but opened items** will be assessed a 15% restocking charge if returned within 30 days of invoice date and it is determined the items can be resold as new. If it is determined that the items cannot be resold as new, the items will be returned or scrapped at the customer's discretion. No credits will be issued after 30 days past invoice date.
  - Used items** cannot be returned for credit.
  - Custom Products** cannot be returned for credit.
- In the event items are being returned due to an error on MS SEDCO part, MS SEDCO will issue a call tag and pay freight charges for returned items. The customer will pay freight charges on all returns for any other reason.
- MS SEDCO will only issue credit for returned items—not refunds.
- No credits will be issued for products with missing serial numbers.