

Schlage Control™ Smart Deadbolts MF-1
 Schlage Control™ Smart Interconnect Locks MF-4
 BE Series Programmable Electronic Deadbolt MF-6
 FE Series Programmable Electronic Interconnect Lock . . . MF-9
 Mechanical Interconnect Series MF-11
 CS interconnect MF-12
 iButtons MF-15
 B Series Deadbolts MF-16
 Full-size Construction Core Program MF-20
 CO Series MF-22
 CT-5000 MF-40
 Network Readers MF-42
 Power Supplies & Accessories MF-44
 Multi-Family Product Warranties MF-48

Schlage Control™ Smart Deadbolts



BE467
Greenwich
(GRW)

BE467
Addison
(ADD)

PRODUCT IDENTIFICATION

BE	467	F
Lock	Function	90 Minute UL

STANDARD FEATURES

- Keyless, no cylinder design — 100% bump and pick-proof
- Modern credentials — smart credential and/or phone as key
- Wireless freedom — control and program by phone
- Up to 500 users per lock
- Audit trail reports up to 1,000 events
- Fits standard door prep

- 2-year battery life
- Full suiting with Schlage decorative mechanical locks
- ADA compliant design
- Uses ENGAGE™ Technology
- See page MF-43 for information on the MT20W Credential Enrollment Reader



SPECIFICATIONS

Latch:	1" x 2-1/4" square and round corner faceplate (round corner standard, square corner included in package) 1" edge bore required	Battery:	4-AA batteries included, (If loss of battery power occurs, a 9V battery can be used to jump start the lock and provide access with an assigned credential.)
Strikes:	1-1/8" x 2-3/4", round corner, no box, latch strike	Construction:	All-metal chassis and escutcheons
Backset:	Adjustable backset, fits 2-3/8" to 2-3/4" backsets	Bore:	2-1/8"
Door Range:	1-3/8" to 1-3/4" (thick door kit available - up 2-1/4")	Credentials:	Supports aptiQ MIFARE classic, aptiQ DESFire EV1 (sold separately). Please refer to the Credential Section of the Allegion Electronic Security Price Book.
Hole Distance:	Minimum 4" center-to-center distance between cross bore holes	Stile width:	Minimum 4-1/2" stile for 2-3/8" backset, minimum 5" stile for 2-3/4"
		Certifications:	90-minute UL Listed A 156.12 Grade 2 ANSI/BHMA certified

FINISH CODES & DESCRIPTIONS*

619	625	626	716
Satin Nickel (US15)	Bright Chrome (US26)	Satin Chrome (US26D)	Aged Bronze (643e)

* Non-Standard finishes are not available

Multi-family

1. SELECT LOCK MODEL

Part No.	Description	Price (ea.)
BE467F	Schlage Control Smart Deadbolt, UL Listed, 90 minutes	\$415.00

2. SELECT DESIGN STYLE

Style/Description	Price (ea.)
(ADD) Addison	n/c
(GRW) Greenwich	n/c

3. SELECT FINISH STYLE

Finish/Description	Price (ea.)
619 / Satin Nickel	No Charge
625 / Bright Chrome	No Charge
626 / Satin Chrome	No Charge
716 / Aged Bronze	\$15.00

LATCH

Part No.	Description	Price (ea.)
12-398	BE467F 90 Min UL Deadbolt Latch Dual Option (sq+rd) - STANDARD	Not Sold Separately

BE467F STRIKE OPTIONS

Part No.	Description	Price (ea.)
10-116	1-1/8" Round Corner Strike, 1-3/8" - 2-1/4" - STANDARD	n/c
10-094	1-1/8" Square Corner Strike, 1-3/8" - 2-1/4"	n/c
10-095	Square Corner Full Lip Strike, 1-3/8" - 1-3/4"	n/c
10-092	Round Corner Full Lip Strike, 1-3/8" - 1-3/4"	n/c

THICK DOOR KIT

Part No.	Description	Price (ea.)
47244555	For doors between 1 3/4" and 2"	\$24.90

SCREW PACKS

Part No.	Description	Price (ea.)
47250323	Security Screws - Optional Security torx screws	\$7.20
47244557	BE467 screw pack	7.20

For Screw Packs, specify finish option (619, 625, 626 or 716)

Multi-family

Schlage Control™ Smart Interconnect Locks



FE410 with Greenwich trim
with Broadway Lever



FE410 with Addison trim
with Accent lever

STANDARD FEATURES

- Keyless, no cylinder design — 100% bump and pick-proof
- Modern credentials — smart credential and/or phone as key
- Wireless freedom — control and program by phone
- Up to 500 users per lock
- Audit trail reports up to 1,000 events
- Fits standard door prep

- 2-year battery life
- Full suiting with Schlage mechanical locks
- Single motion egress
- ADA compliant design
- Uses ENGAGE™ Technology
- See page MF-43 for information on the MT20W Credential Enrollment Reader



SPECIFICATIONS

Latch:	1" x 2-1/4" square and round corner faceplate (square corner standard, round corner included in package) 1" edge bore required	Construction:	All-metal chassis and escutcheons 2-1/8"
Strikes:	1-1/8" x 2-3/4", square corner, no box, latch strike	Bore:	2-1/8"
Backset:	Adjustable backset, fits 2-3/8" to 2-3/4" backsets	Credentials:	Supports aptiQ MIFARE classic, aptiQ DESFire EV1 (sold separately). Please refer to the Credential Section of the Allegion Electronic Security Price Book.
Door Range:	1-3/8" to 1-3/4" (thick door kit available - up 2-1/4")	Stile width:	Minimum 4-1/2" stile for 2-3/8" backset, minimum 5" stile for 2-3/4"
Battery:	4-AA batteries included, (If loss of battery power occurs, a 9V battery can be used to jump start the lock and provide access with an assigned credential.)	Return to Door:	Saturn (SAT) and Neptune (NEP) are return to door code compliant
		Center to Center:	Fits 4" or 5-1/2" center to center door preps -orderable options (Please specify when ordering)
		Certifications:	90-minute UL Listed A 156.12 Grade 2 ANSI/BHMA certified

FINISH CODES & DESCRIPTIONS*

619	625	626	716
Satin Nickel (US15)	Bright Chrome (US26)	Satin Chrome (US26D)	Aged Bronze (643e)

* Non-Standard finishes are not available

1. SELECT LOCK MODEL

Part No.	Description	Price (ea.)
FE410F	Schlage Control Smart Interconnect, UL Listed, 90 minutes	\$615.00

2. SELECT DESIGN STYLE

Style/Description	Price (ea.)
(ADD) Addison	n/c
(GRW) Greenwich	n/c

3. SELECT INTERCONNECT TYPE

Style	Description	Price (ea.)
4"	For doors with 4" bore hole spacing (40)	n/c
5-1/2"	For doors with 5-1/2" bore hole spacing (55)	n/c

4. DESIGN - SELECT LEVER STYLE AND FINISH

Style / Description	619 - Satin Nickel	625 - Bright Chrome	626 - Satin Chrome	716 - Aged Bronze
ACC / Accent	n/c	n/c	n/c	Add \$15.00
VLA / Avila	n/c	n/c	n/c	Add \$15.00
BIR / Birmingham	n/c	n/c	Not Available	Add \$15.00
BRW / Broadway	n/c	n/c	n/c	Add \$15.00
ELA / Elan	n/c	n/c	n/c	Add \$15.00
JAZ / Jazz	n/c	Not Available	n/c	Not Available
JUP / Jupiter	n/c	n/c	n/c	Not Available
LAT / Latitude	n/c	n/c	n/c	Add \$15.00
MNH / Manhattan	n/c	n/c	n/c	Not Available
NEP / Neptune	n/c	n/c	n/c	Add \$15.00
NBK / Northbrook	n/c	Not Available	Not Available	Not Available
SAC / Sacramento	n/c	n/c	n/c	Add \$15.00
SAT / Saturn	n/c	n/c	n/c	Add \$15.00

LATCH

Part No.	Description	Price (ea.)
12-356	Combo latch, Dual option (sq + rd), Non UL bolt, UL latch - STANDARD	Not Sold Separately

HANDING

Part No.	Description	Price (ea.)
Left	STANDARD - Can be changed to Right handed in the field	n/c

DECO TRIM

Part No.	Description	Price (ea.)
06-219	STANDARD - ADD or GRW depending on which style is selected above	n/c

STRIKE COMBINATIONS

Part No.	Description	Price (ea.)
10-121	STANDARD - Combo Strike, Square Corner (10-094 & 10-026)	n/c
10-109	10-094 & 10-001	n/c
10-122	10-116 & 10-027	n/c
10-123	10-092 & 10-027	n/c
10-124	10-095 & 10-027	n/c

DEADBOLT STRIKE OPTIONS

Part No.	Description	Price (ea.)
10-094	1-1/8" Square Corner Strike, 1 3/8" - 2 1/4" - STANDARD	\$11.60
10-092	1/4" Radius round corner, full lip, no box, 1 5/8" x 2 1/4"	7.20
10-095	Square corner, full lip, no box, 1 5/8" x 2 1/4"	7.20
10-112	Metal dust box with screws	10.70

DEADLATCH STRIKE OPTIONS

Part No.	Description	Price (ea.)
10-026	Square corner, full lip, no box, 1 5/8" x 2 1/4" - STANDARD	\$6.90
10-001	Square corner, T-strike, box, 1 1/8" x 2 3/4"	6.00
10-027	1/4" Radius round corner, full lip, no box, 1 5/8" x 2 1/4"	6.90

THICK DOOR KIT

Part No.	Description	Price (ea.)
47244555	For doors between 1 3/4" and 2"	\$24.90

SCREW PACKS

Part No.	Description	Price (ea.)
47250323	Security Screws - Optional Security torx screws	\$7.20
47244558	FE410 screw pack	7.20

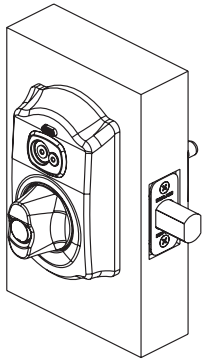
For Screw Packs, specify finish option (619, 625, 626 or 716)

Multi-family

Programmable Electronic Deadbolt

PRODUCT IDENTIFICATION

BE	367	F
Lock Series	Function	20-minute UL Listed



BE367

STANDARD FEATURES

- Time and date controlled access
- Easy to install – fits on standard residential door preps
- Vandal resistant free-spinning deadbolt turn
- Up to 500 users
- Up to 1,000 audit trail reports
- Battery powered – no wiring required
- Average 3 year battery life
- 100-day low cycle warning
- iButton credential required, sold separately
- Concealed back-up mechanical key override



SPECIFICATIONS

Latch:	1" x 2-1/4" round corner faceplate 1" housing diameter - requires 1" edge bore 1" throw with Triple-Option™ square corner, radius corner and circular drive-in faceplates	Door Range:	1 3/8" to 1 3/4"
Strikes:	1-1/8" x 2 3/4", round corner, no box, latch strike	Keys:	Nickel silver cut keys, 5-pin, C-section
Backset:	Adjustable backset, fits 2-3/8" to 2-3/4" backsets	Hole Distance:	Minimum 5 1/2" center-to-center distance between cross bore holes
Cylinder:	5-pin solid brass, keyed 5-pin, C keyway, keyed different (KD)	Battery:	9-volt battery included with average three-year battery life
		Construction:	All-metal chassis and escutcheons
		Button:	Silicone rubber, wear-resistant with LED backlight

Available 20 minute UL Listed
A 156.5-2001 Grade 2 auxiliary locks or Grade 2 ANSI/BHMA certified

FINISH CODES & DESCRIPTIONS*

619	625	626	716
Satin Nickel (US15)	Bright Chrome (US26)	Satin Chrome (US26D)	Aged Bronze (643e)

* Non-Standard finishes are not available

1. SELECT LOCK MODEL

Part No.	Description	Price (ea.)
BE367F20*	Programmable Electronic Deadbolt, UL Listed, 20 minutes	\$360.00

2. SELECT DESIGN STYLE

Style/Description	Price (ea.)
(CAM) Camelot	n/c
(PLY) Plymouth	n/c

3. SELECT KEY CYLINDER OPTION

Style/Description	Price (ea.)
(KD) Keyed Different	n/c
(KA) Keyed Alike	n/c

4. SELECT FINISH STYLE

	505	605	609	613	619	620	621	622	625	626	716
Finish	n/c	.	.	.	n/c	n/c	\$15.00

* iButton credentials must be ordered separately (see page MF-15)

* Programmable Electronic Deadbolts require supported access control software, which must be ordered separately (see page MF-43)

REPLACEMENT CYLINDER CAPS

Part No.	Description	Price (ea.)
40-182	Replacement Cylinder Caps (50 pack)	See pricing by finish

SELECT FINISH STYLE

	505	605	609	613	619	620	621	622	625	626	716
Finish	\$36.00	.	.	.	\$36.00	\$36.00	\$46.00

TRIPLE OPTION LATCH

Part No.	Description	Price (ea.)
12-287	BE367 Deadbolt Latch with Triple Option Faceplates contents: (1) B302-590 (1) B590-308 (2) C604-246 (1) B590-310*	\$37.30

*Only option for BE367

UL LATCHES

Part No.	Description	Price (ea.)
12-397	BE367 UL Deadbolt Latch with Round Corner Faceplate - STANDARD	Not Sold Separately
12-294	BE367 UL Deadbolt Latch with Square Corner Faceplate	Not Sold Separately
12-296	BE367 UL Deadbolt Latch with 1 1/8" wide Square Corner Faceplate	Not Sold Separately
12-319	BE367 20 Min UL Deadbolt Latch with Round Corner Faceplate - STANDARD	Not Sold Separately
12-320	BE367 20 Min UL Deadbolt Latch with 1-1/8" wide Square Corner Faceplate	Not Sold Separately
12-318	BE367 20 Min UL Deadbolt Latch with Square Corner Faceplate	Not Sold Separately

BE 367 STRIKE OPTIONS

Part No.	Description	Price (ea.)
10-116*	1-1/8" Round Corner Strike, Standard, 1 3/8" - 2 1/4"	No Charge
10-094	1-1/8" Square Corner Strike, 1 3/8" - 2 1/4"	No Charge
10-095	Square Corner Full Lip Strike, 1 3/8" - 1 3/4"	No Charge
10-092	Round Corner Full Lip Strike, 1 3/8" - 1 3/4"	No Charge

Note: Strikes listed above are for standard, UL 20 minute and UL 3 hour rated products

THICK DOOR KIT

Part No.	Description	Price (ea.)
02.007	BE367 Deadbolt Thick Door Kit (fits 1 7/8"-2 1/2" thick doors) contents: (1) B520-629 (1) B520-630 (1) B520-631 (1) B520-632 (2) B520-633 (2) B520-634 (1) P515-681	\$24.90

CYLINDERS

Part No.	Description	Price (ea.)
22-000	Deadbolt Cylinder for BE367 contents: (1) 23-035 (1) B520-606 (1) B520-607 (1) B520-608 (1) B520-628	\$47.30

SCREW PACKS

Part No.	Description	Price (ea.)
B220-278*	BE367 Deadbolt Latch and Strike Screw Pack contents: (4) C604-246 (3) R525-256	\$5.40
B220-279	BE367 Deadbolt Mounting Screw Pack contents: (2) B520-621 (2) B600-100	\$9.20

* Specify finish when ordering

Programmable Electronic Interconnect

PRODUCT IDENTIFICATION

FE	210	F
Lock Series	Function	3-hour UL Listed



FE210F

STANDARD FEATURES

- Time and date controlled access
- Easy to install – fits on standard residential door preps
- Interconnect mechanism is adjustable
- Lever trim is non-handed and field reversible
- Vandal resistant free-spinning deadbolt turn
- Up to 500 users
- Up to 1,000 audit trail reports
- Battery powered – no wiring required
- Average 3 year battery life
- iButton credential required, sold separately
- Concealed back-up mechanical key override



SPECIFICATIONS

Latch:	UL latch comes with 1" x 2 1/4" square and round corner faceplate (square corner standard, round corner included in package) 1" edge bore required	Keys:	Nickel silver cut keys, 5-pin, C-section
Strikes:	1 1/8" x 2 3/4", square corner, no box, latch strike	Center to Center:	Fits 4" or 5 1/2" center to center door preps*
Backset:	Adjustable backset, fits 2 3/8" to 2 3/4" backsets	Battery:	9-volt battery included with average three-year battery life
Stile Width:	Minimum 4 1/2" for 2 3/8" backset, minimum 5" stile for 2 3/4"	Construction:	All-metal chassis and escutcheons
Cylinder:	5-pin solid brass, keyed 5-pin, C keyway, keyed different (KD)	Button:	Silicone rubber, wear-resistant with LED backlight
Door Range:	1 3/8" to 1 3/4", thicker than 1 3/4" to 2" must be specified	Certifications:	3hr. UL Listed A 156.12-2002 Grade 2 ANSI/BHMA certified

* 5 1/2" center to center default set up from factory

FINISH CODES & DESCRIPTIONS*

619	625	626	716
Satin Nickel (US15)**	Bright Chrome (US26)	Satin Chrome (US26D)**	Aged Bronze (643e)**

* Non-Standard finishes are not available

Multi-family

1. SELECT LOCK MODEL

Part No.	Description	Price (ea.)
FE210F	Programmable Electronic Deadbolt, UL Listed, 3 hours	\$535.00

2. SELECT DESIGN STYLE

Style/Description	Price (ea.)
(CAM) Camelot	n/c
(PLY) Plymouth	n/c

3. SELECT LEVER STYLE*

	Price (ea.)
See page MF-13 for Lever Design Options	n/c

*Specify handing - Right Hand is standard

4. SELECT KEY CYLINDER OPTION

Style/Description	Price (ea.)
(KD) Keyed Different - STANDARD	n/c
(KA) Keyed Alike	n/c

5. SELECT FINISH STYLE

	505	605	609	613	619	620	621	622	625	626	716
Finish	n/c	.	.	.	n/c	n/c	\$15.00

Interconnect Series



CF210

MECHANICAL INTERCONNECT FUNCTIONS**FUNCTIONS**

ANSI/BHMA Certified a156.12-2005, Grade 2, UL Listed for 3 hour fire door

CS210: Entrance, Single Locking

- Deadbolt operated by key from outside or by turn unit from inside
- Bolt automatically deadlocks when fully thrown
- Latch retracted by lever from either side
- Turning inside lever retracts deadbolt and latch simultaneously for immediate exit

Interconnect Series



CS210

CS210 MECHANICAL INTERCONNECT



STANDARD FEATURES

- Easy to install
- ANSI/BHMA Grade 2 Listed
- UL, 3 hour fire-rated
- Fits 4" and 5 1/2" center-to-center door preps
- Available with all F levers and Saturn, Neptune or Jupiter commercial levers

1. SELECT LOCK MODEL

Part No.	Description	Price (ea.)
CS210-B500	Entrance with Commercial Spin Ring	\$348.00
CS210-B60	Entrance with Residential Spin Ring	348.00

2. SELECT DESIGN STYLE

Style/Description	Price (ea.)
(CAM) Camelot	n/c
(PLY) Plymouth	n/c

3. SELECT LEVER STYLE*

	Price (ea.)
See page MF-13 for Lever Design Options	n/c

*Specify handing - Right Hand is standard

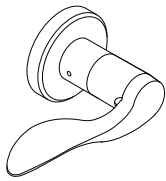
4. SELECT KEY CYLINDER OPTION

Style/Description	Price (ea.)
(KD) Keyed Different - STANDARD	n/c
(KA) Keyed Alike	n/c

5. SELECT FINISH STYLE

	505	605	609	613	619	620	621	622	625	626	716
Finish	•	\$12.00	\$12.00	•	\$12.00	•	•	•	\$12.00	n/c	\$12.00

Interconnect Lever Designs



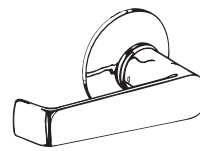
Accent (ACC)



Avanti (AVA)



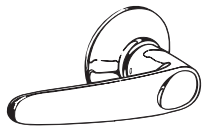
Avila (VLA)



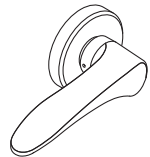
Elan (ELA)



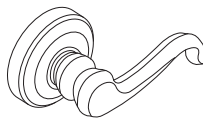
Flair (FLA)



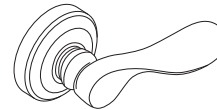
Jazz (JAZ)




Manhattan (MNH)



Callington (CLT)



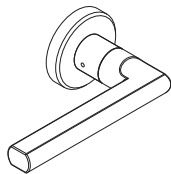
Champagne (CHP)



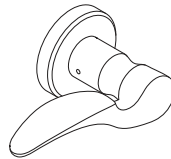
Merano (MER)



Jupiter (JUP)



Latitude (LAT)



St. Annes (STA)

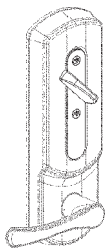


Saturn (SAT)

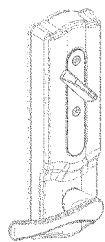


Neptune (NEP)

*Handing must be specified for split finishes and/or designs. Right Hand is standard.



Plymouth (PLY)



Camelot (CAM)

AVAILABLE FINISHES

	619	625	626	716
Accent	•	•	•	•
Avanti	•	•		•
Avila	•	•	•	•
Callington	•	•	•	•
Champagne	•	•	•	•
Elan	•	•	•	
Flair	•	•	•	•
Jazz	•		•	
Jupiter	•	•	•	
Latitude	•	•	•	•
Manhattan	•	•	•	•
Merano	•	•	•	•
Neptune	•	•	•	
Saturn	•	•	•	
St. Annes	•	•	•	•

Multi-family



10-094

10-092

10-095

10-112

10-001

10-026

10-027

DEADBOLT STRIKES

Part No.	Specify Finish	Description	Lip Length	Price
10-094	•	Square corner, 1 1/8" x 2 3/4" - STANDARD	•	\$12.10
10-092	•	1/4" Radius round corner, full lip, no box, 1 5/8" x 2 1/4"	1 1/8"	7.40
10-095	•	Square corner, full lip, no box, 1 5/8" x 2 1/4"	1 1/8"	7.50
10-112	•	Metal dust box with screws	•	11.10

DEADLATCH STRIKES

Part No.	Specify Finish	Description	Lip Length	Price
10-026	•	Square corner, full lip, no box, 1 5/8" x 2 1/4" - STANDARD	1 1/8"	\$7.20
10-001	•	Square corner, T-strike, box, 1 1/8" x 2 3/4"	1 1/8"	6.20
10-027	•	1/4" Radius round corner, full lip, no box, 1 5/8" x 2 1/4"	1 1/8"	7.20

DEADBOLT & DEADLATCH COMBINATIONS

Part No.	Specify Finish	Description	Backset	Price
12-339	•	Combo Latch, Dual Option, 1" x 2-1/4", RS/CS210 only	2 3/8" or 2 3/4"	Not sold separately
12-337	•	Combo Latch, Dual Option, 1" x 2-1/4", FE210 only	2 3/8" or 2 3/4"	Not sold separately

STRIKES COMBINATIONS

Deadbolt Strike	Deadlatch Strike	Specify Combo No.	Add to Lock Price
10-094	10-001	10-109	n/c
10-094	10-026	10-121 - STANDARD	n/c
10-116	10-027	10-122	n/c
10-092	10-027	10-123	n/c
10-095	10-027	10-124	n/c



Proximity Credential and iButton



iButton Only

iBUTTON CREDENTIALS (For use with BE367 and FE210 electronic locks)

Part No.	Description	Price
Programming Credentials		
48-515	Programming iButton on Red Key FOB (single pack)	\$11.50
Construction Credentials		
48-517	Construction iButton on Yellow Key FOB (10 pack)	85.30
Proximity Credentials		
IBF-110	Combo Key FOB, 125 kHz Proximity and iButton, user Gray (minimum order is 50)	13.35
IBWB-110	Combo Key FOB, 125 kHz Proximity without iButton (minimum order is 50)	7.05
IBF-120	Combo Key FOB, 125kHz Proximity and iButton, user Blue (minimum order is 50)	17.85
IBF-130	Combo Key FOB, 125khz Proximity and iButton, Vendor Access (Orange) (10-pack)	195.80
SXF7610	Proximity Key FOB, 125 kHz (minimum order is 50)	5.90
User iButton		
48-524	User iButton on Black Key FOB (25 pack)	205.00
48-527	User iButton on Black Key FOB (50 pack)	386.00
48-530	User iButton on Black Key FOB (100 pack)	932.00

When ordering any of the above credentials, **please specify Bit Format, Facility Code, and starting Card ID Number**
 If these are not specified, the default Bit Format (26 Bit) and facility code (202) and the next available Card Number will be used

Multi-family

B Series Deadbolts

PRODUCT IDENTIFICATION

B	60	N	F
Lock Series	Function	N - 5-pin cylinder N6 - 6-pin cylinder R6 - 6-pin cylinder with FSIC	F - UL Listed, available with B60, B80, B61 and B60R6 J - Less full sized construction T - Full sized construction core core

PRODUCT IDENTIFICATION

JD	60	F
Lock Series	Function	F - UL Listed, available with JD81

SPECIFICATIONS

GRADE 1 DEADBOLTS

Models:	B60, B62, B80, B81
Certification:	ANSI/BHMA A156.36, 2010, Grade 1
Deadbolt:	1" x 2 1/4", radius corner, 1" housing diameter, 1" throw, latch number 12-321
Strike:	1 1/8" x 2 3/4", 1/4" radius corner, strike number 10-116
Backset:	Adjustable for 2 3/8" or 2 3/4"
Cylinder:	5-pin, keyed 5-pin, C keyway, keyed alike (KA)
Door Range:	1 3/8" - 1 3/4"
Keys:	Two cut keys per lock, 5-pin, C section
Reinforcement:	Door frame strike reinforcer with 3" screws

GRADE 2 DEADBOLTS WITH FULL-SIZE INTERCHANGEABLE CORE

Models:	B60R6
Certification:	ANSI/BHMA A156.36, 2010, Grade 2
Deadbolt:	1" x 2 1/4", radius corner, 1" housing diameter, 1" throw, latch number 12-321
Strike:	1 1/8" x 2 3/4", 1/4" radius corner, strike number 10-116
Backset:	Adjustable for 2 3/8" or 2 3/4"
Cylinder Core:	Grade 2, 6-pin keyed 6-pin, C keyway, keyed different (KD)
Door Range:	1 3/8" - 1 3/4"
Keys:	Two user keys, 6-pin, C section, control key ordered separately
Reinforcement:	Door frame strike reinforcer with 3" screws

Locks are furnished with standard features unless otherwise specified. To order locks with non-standard features specify non-standard feature desired

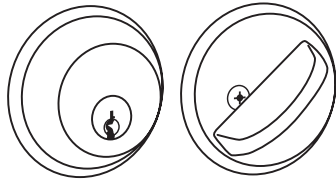
FINISH CODES & DESCRIPTIONS*

505	605	608	609	613	618	619	620	621	622	626	716
Lifetime Bright Brass	Bright Brass (US3)**	Satin Brass	Antique Brass (US5)	Oil-Rubbed Bronze (US10B)	Polished Nickel	Satin Nickel (US15)**	Antique Pewter (US15A)	Distressed Nickel	Matte Black (US19)	Satin Chrome (US26D)**	Aged Bronze (643e)**

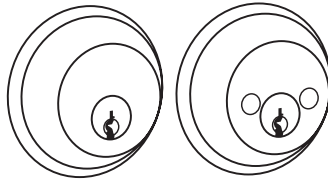
* Non-Standard finishes are not available

** B60R available finishes

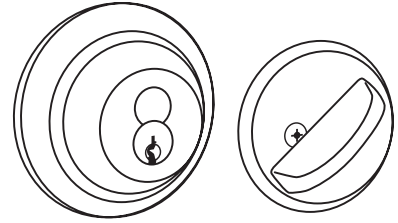
B Series Deadbolts



B60



B62



B60R6



B SERIES

Standard Features

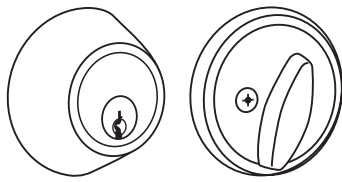
- BHMA Grade 1 product performance (B60, B62, B80, B81)
- BHMA Grade 2 product performance (B60R6)
- Increased latch/bolt size offers maximum kick-in resistance
- Exclusive patented Schlage design
- Anti-pick shield
- Full-size Interchangeable Core B60R6
- Schlage Limited Lifetime Mechanical and Finish Warranty
- Finishes that feature ultraviolet (UV) resistance up to 4 times the BHMA standard: Satin Nickel, Bright Brass, Antique Brass, and Antique Pewter
- Contoured edges for added style convenience
- Larger thumb turn for easy grip

GRADE 1 DEADBOLT STANDARD FEATURES/CONFIGURATIONS


Models:	B60, B62, B80, B81
Certification:	ANSI/BHMA A156.36, 2010, Grade 1
Deadbolt:	1" x 2 1/4", radius corner, 1" housing diameter, 1" throw, latch number 12-321
Strike:	1 1/8" x 2 3/4", 1/4" radius corner, strike number 10-116
Backset:	Adjustable for 2 3/8" or 2 3/4"
Cylinder:	5-pin, keyed 5-pin, C keyway, keyed alike (KA4)
Door Range:	1 3/8" - 1 3/4"
Keys:	Two keys per lock, 5-pin, keyed 5-pin, C section
Reinforcement:	Door frame strike reinforcer with 3" screws

*Locks are furnished with standard features unless otherwise specified
 To order locks with non-standard features specify non-standard feature desired

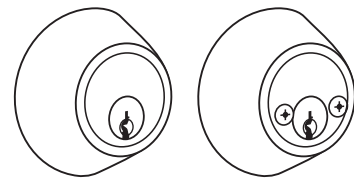
J Series Deadbolts



JD60



JD81



JD62

JD-SERIES

Standard Features

- Strongest locks in the opening price point category
- Largest knobs and levers in its class
- Fits standard door preps
- Easy to install
- Available with Schlage C keyway standard
- Dual or triple option latches available
- Available UL options (JD81)
- Dexter designs suite with many popular designs from Schlage

GRADE 3 DEADBOLTS STANDARD FEATURES

Models:	JD60, JD62, JD81
Certification:	ANSI/BHMA A156.36, 2010, Grade 3
Deadbolt Latch:	Triple Option: 1" x 2 1/4", square corner and 1/4" round faceplates, drive-in latch, 1" housing diameter, 1" throw
Strike:	1" x 2 1/4" round corner and radius corner, full lip
Backset:	Adjustable for 2 3/8" or 2 3/4"
Cylinder:	5-pin, C keyway, keyed alike (KA4)
Door Range:	1 3/8" - 1 3/4"
Keys:	Two keys per lock, 5-pin, keyed 5-pin, C section

B Series Deadbolts

B Series Deadbolts

			FINISHES												
Function	Packaging		605	608	609	618	619	625	626	505	716	613	620	621	622
B60	Single Cylinder	Box/Vis	\$53	\$59	\$59	\$59	\$59	\$59	\$59	\$61	\$61	\$65	\$65	\$65	\$65
B62	Double Cylinder	Box/Vis	78	•	84	84	84	84	84	86	86	90	90	90	90
B80	One-sided	Box/Vis	35	•	41	•	41	41	41	•	43	47	47	47	47
B81	One-sided w/trim	Box	38	•	44	•	44	44	44	46	46	50	50	50	50
B60R6	Single Cylinder Interchgl. Core-6 Pin	Box	•	•	•	•	159	•	159	161	161	•	•	•	•

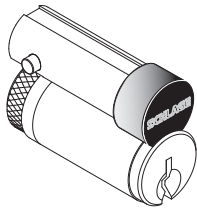
List Price Adders:

UL Latch - add \$6 to list price (B60, B80, B81 and B60R6)

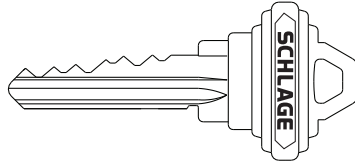
J Series Deadbolts

J Series Deadbolts

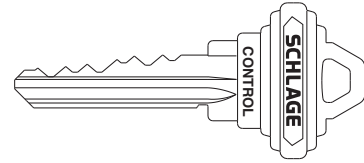
			FINISHES							
Function	Packaging		605	609	619	625	626	630	620	716
JD60	Single Cylinder Deadbolt	Box	\$26	\$29	\$29	\$29	\$29	\$29	\$31	\$31
JD80	One-Sided Cylinder Deadbolt	Box	20	23	23	•	•	23	•	25
JD81	One-Sided Deadbolt with trim	Box	19	22	22	•	•	22	•	•
JD60F	Single Cylinder UL Version	Box	32	35	35	35	35	35	37	37
JD60	Single Cylinder Deadbolt	Vis	28	31	31	•	•	31	•	33
JD62	Double Cylinder Deadbolt	Vis	35	38	38	•	•	38	•	40



23-030-ICX



48-101-ICX



48-056-ICX

FULL-SIZE CONSTRUCTION CORE PROGRAM

Temporary construction cores may be ordered with full size interchangeable core locks, mortise cylinders and rim cylinders

These cores may also be ordered separately. All construction cores are assessed a non-refundable handling charge (50-231)

See Terms & Conditions for more information

Features:

- 5 or 6 Pin C keyway
- Construction cores have a two-tone face: the faceplate is a flat black finish (622) and the plug is unfinished brass
- Back of each core is marked with the letter that identifies the keyed alike group: A, B or C
- Construction cores are furnished with no keys (NCK). Cut keys must be ordered separately
- A control key is required to install and remove construction cores. Control keys must be ordered separately. If a control key is not ordered, one will be supplied at a charge of \$10.40
- Construction cores may be returned for credit. Contact your Schlage representative for return authorization. Credit is issued upon receipt of cores at our factory

B Series Deadbolts

FULL-SIZE CONSTRUCTION CORE PROGRAM

Part No.	Description	Specify	Price (ea.)
23-030-ICX	Construction core	New jobs: Specify "ICX"	\$61.00
48-101-ICX	Cut key for construction phase (order separately)	Existing jobs: Specify "ICA" "ICB" or "ICC"	6.80
48-056-ICX	Cut control key (order separately)		13.50
50-231	Non-refundable handling charge (per core)		8.60

Notes:

- 1) To order mortise and rim cylinders with full-size construction cores for a new job, suffix ICX to non-Primus cylinder number
Example: 30-008 ICX. For existing construction core combinations, specify ICA, ICB, or ICC
- 2) Construction cores for a given project are keyed alike to one of a limited number of combinations nationwide
Other Schlage projects in the same area using the same or different contractors may use the same key

Example:

For construction core charges and credits: distributor XYZ ordered 150 construction cores with 20 keys and one control key
The following charges apply to this order:

1. 23-030-ICX construction cores (150 units)
2. 48-101-ICX cut keys (20 units)
3. 48-056-ICX cut control key (1 unit)
4. 50-231 non-refundable handling charge (150 units-one per core ordered)

Upon return of the cores to the factory the distributor will be credited for the following:

1. 23-030-ICX construction cores (150 units)

There is no credit for the keys or handling fee

KEY STAMPING (VKC)

Part No.	Description	Price (ea.)
50-217	Visual key control that allows for visual matching of user and control keys to appropriate cylinders	\$2.30 per key

CYLINDER STAMPING (CKC)

Part No.	Description	Price (ea.)
50-216	Visual cylinder control that allows for visual matching of cylinders to appropriate user and control keys. Must specify VKC for face marking of CKC for side of cylinder marking per cylinder When ordering keys/cylinders marked for ID purposes (VKC & CKC) both PN 50-216 and 50-217 must be ordered as separate items	\$5.70 per cylinder

BITTING LIST

Part No.	Description	Price (ea.)
50-123	Bitting List for factory master keyed products (requires written authorization from end-user)	\$194.00

CO Series

TABLE OF CONTENTS

CO-Series OverviewMF-23

How To Order.....MF-24

CO-100 Manually Programmable.....MF-25

 CylindricalMF-25

 Mortise/Mortise Deadbolt.....MF-27

 Exit TrimMF-29

CO-200MF-31

 CylindricalMF-31

 Mortise/Mortise Deadbolt.....MF-33

 Exit TrimMF-35

 Dummy Exit TrimMF-37

CO-Series AccessoriesMF-39

CO Series

CO SERIES PROGRAMMABLE ELECTRONIC LOCKS

The CO-Series offline locks are the ideal solution for facilities that want the convenience and efficiency of electronic access control without the complexity or cost of a networked system.

The Class of the lock determines how the lock communicates with the Access Control System, three options are available:

- CO-100: Offline, keypad only, manually or computer programmable
- CO-200: Offline; user access rights stored in the lock

The CO-Series is available in three lock Chassis options as well as three exit trim options:

- CY: Cylindrical
- MS: Mortise
- MD: Mortise Deadbolt
- 993R: Exit Trim — Rim/Concealed Vertical Rod (CVR) (metal door only)
- 993S: Exit Trim — Surface Vertical Rod (SVR)
- 993M: Exit Trim — Mortise

The CO-Series is available with three locking functions which are adaptable in the field.

Classroom/Storeroom

Lockset is normally secure. Inside lever always allows free egress. Valid toggle credentials on the exterior may be used to change to a passage or secured status.

Privacy*

Lockset is normally secure. Inside lever always allows free egress. Interior push button on inside housing may be used to select a privacy status. The interior push button will disable normal electronic access from the exterior. Opening the door or pressing the interior push button a second time on the inside housing deactivates the privacy status.

* Privacy function not available on CO-100

Office

Lockset is normally secure. Inside lever always allows free egress. Interior push button on inside housing may be used to select a passage or secured status. Meets need for lockdown function for safety and security. NOTE: Valid toggle credentials on the exterior may also be used to change status.

The CO-Series is available with three different credential reader options.

Credential Reader Type	Description
PR: Proximity	Reads 125 kHz proximity credentials
PRK: Proximity with Keypad	Reads 125 kHz proximity credentials
KP: Keypad	12 Button design

Please visit www.schlage.com for complete details

PRODUCT IDENTIFICATION

Required Fields							Factory Default & options						
CO	200	CY	70	MS	SPA	626	PD	C123	RH	4B	13-049	10-025	1 3/4
Series	Class	Chassis	Function	Reader	Lever	Finish	Cylinder Type	Keyway Type	Handing	Battery Holder	Backset and Latch or Armor Front	Strike	Door Thickness

CLASS

- 100** - Keypad Programmable
- 200** - Rights on Lock

CHASSIS

- CY** - Cylindrical
- MS** - Mortise
- MD** - Mortise Deadbolt
- 993R** - Exit Trim – Rim/CVR
- 993S** - Exit Trim – SVR
- 993M** - Exit Trim – Mortise

FUNCTION

- 70** - Classroom/Storeroom
- 50** - Office
- 40** - Privacy

READER (For specific options see individual class/chassis page)

- KP** - Keypad
- PRK** - Proximity + Keypad
- PR** - Proximity

LEVER (Tactile warning, use prefix 8. Example 8SPA)

- SPA** - Sparta **ATH** - Athens
- RHO** - Rhodes **TLR** - Tubular

FINISH

- 626-Satin Chrome 625-Bright Chrome
- 605-Bright Brass 643e-Aged Bronze
- 619-Satin Nickel

CYLINDER TYPE

- PD** - Schlage 6-pin Full Cylinder (For options see individual Class/Chassis page)

KEYWAY TYPE

- C123** - Everest (For options see individual Class/Chassis page)

HANDING

- RH** - Right Handed
- LH** - Left Handed

BATTERY HOLDER

- 4B** - 4AA Battery Kit

BACKSET AND LATCH OR ARMOR FRONT

- 13-049** 2 3/4" Backset, Deadlatch, Square Corner, 1 1/8" x 2 1/4"
(STANDARD on CY Chassis)
- 09-663** Armor Front, 1 1/4" Wide, square corner
(STANDARD on MS Chassis)
For options see individual Class/Chassis page

STRIKE

- 10-025** 1 3/16" Lip, ANSI, no box, 1 1/4" x 4 7/8"
(STANDARD on CY Chassis)
- 10-072** 1 3/16" Lip, 1 1/4" x 4 7/8" square corner, box
(STANDARD on MS Chassis)
For options see individual Class/Chassis page

Door Thickness

- 1 3/4"** - **STANDARD**
For options see individual Class/Chassis page

CO Series

**CO-100 SERIES
MANUALLY
PROGRAMMABLE -
CYLINDER**



CO-100-CY-70-KP



1-5. SELECT CHASSIS/FUNCTION

Part No.	Description	Price (ea.)
CO-100-CY-70-KP	Classroom/Storeroom with Keypad Reader; manually programmed	\$774.00
CO-100-CY-50-KP	Office with Keypad Reader; manually programmed	784.00

6. SELECT LEVER

Style/Description	Price (ea.)
(SPA) Sparta	n/c
(RHO) Rhodes	n/c
(ATH) Athens	n/c
(TLR) Tubular	n/c

7. SELECT FINISH STYLE

	505	605	609	613	619	620	621	622	625	626	716
Finish	•	\$121.00	•	•	\$121.00	•	•	•	\$121.00	n/c	\$121.00

8. SELECT CYLINDER TYPE

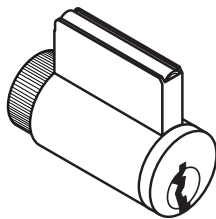
Part No.	Description	Price (ea.)
PD* †	6 Pin Full Cylinder (Schlage)	n/c
LD	Less Full Cylinder (6 Pin: Schlage, Falcon)	Deduct \$55.00

*Only option for BE367

* Master Keyed cylinders can be specified and will be shipped in lock packaging

† For Master Keying, additional line item 50-210 is required for Classic and Everest cylinders, \$17.40 each
For additional assistance on Master Keying as well as restricted keyways please contact Customer Service

**CO-100 SERIES
RIGHTS ON LOCKS -
CYLINDER**



Full Cylinder
PD LD

9. SELECT KEYING TYPE

Part No.	Description	Price (ea.)
S123	Everest 29 S (Key in Lever or FSIC)	n/c
C/E/F	Classic (C/E/F)	STANDARD

10. SELECT HANDING (Field Reversible)

Part No.	Description	Price (ea.)
RH	Right Handed - STANDARD	n/c
LH	Left Handed	n/c
RHR	Right Handed Reverse	n/c
LHR	Left Handed Reverse	n/c

11. SELECT BATTERY

Part No.	Description	Price (ea.)
4B	4AA Battery Kit	STANDARD

12. SELECT BACKSET & LATCHBOLT

Part No.	Description	Price (ea.)
13-049	2 3/4" Backset, Deadlatch, Square corner, 1 1/8" x 2 1/4"	STANDARD
14-049	2 3/4" Backset, Deadlatch Anti-friction fire door latch, Square corner, 1 1/8" x 2 1/4", 3/4" throw	\$157.00
14-051	2 3/8" Backset, Deadlatch Square corner, 1 1/8" x 2 1/4"	n/c

13. SELECT STRIKE PLATE

Part No.	Description	Price (ea.)
10-025*	1 3/16" Lip, ANSI, no box, 1 1/14" x 4 7/8"	STANDARD
10-013**	1 1/8" Lip, Square Corner, T-strike, box, 1 1/8" - 2 3/4"	n/c
10-016	1 1/8" Lip, Square Corner, T-strike, deep box, fire door latch, 1-3/8 lip available, 1-1/2 lip available	13.60
K510-066	Box for ANSI strike (Must be specific)	n/c
	* 1-3/8" Lip available, must specify 1-3/8" Lip	12.60
	** 1-1/2" Lip available, must specify 1-1/2" Lip	6.90

14. SELECT DOOR THICKNESS

Part No.	Description	Price (ea.)
1 3/4"	1 3/4"	STANDARD
1 3/8"	1 3/8" to 2 3/4", Shims included (Specify in 1/8" increments)	\$51.10

CO Series

**CO-100 SERIES
MANUALLY
PROGRAMMABLE -
MORTISE/DEADBOLT**



CO-100-MS-70-KP



1-5. SELECT CHASSIS/FUNCTION

Part No.	Description	Price (ea.)
CO-100-MS-70-KP	Mortise Classroom/Storeroom with Keypad Reader; manually programmed	\$922.00
CO-100-MS-50-KP	Mortise Office with Keypad Reader; manually programmed	932.00

6. SELECT LEVER

Style/Description	Price (ea.)
(SPA) Sparta	n/c
(RHO) Rhodes	n/c
(ATH) Athens	n/c
(TLR) Tubular	n/c

7. SELECT FINISH STYLE

	505	605	609	613	619	620	621	622	625	626	716
Finish	•	\$121.00	•	•	\$121.00	•	•	•	\$121.00	n/c	\$121.00

8. SELECT CYLINDER TYPE

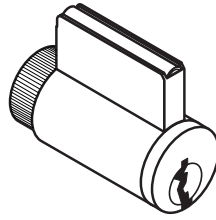
Part No.	Description	Price (ea.)
PD * †	6 Pin Full Cylinder (Schlage)	n/c
LD	Less Full Cylinder (6 Pin: Schlage, Falcon)	Deduct \$55.00

* Master Keyed cylinders can be specified and will be shipped in lock packaging

† For Master Keying, additional line item 50-210 is required for Classic and Everest cylinders, \$17.40 each

For additional assistance on Master Keying as well as restricted keyways please contact Customer Service

**CO-100 SERIES
RIGHTS ON LOCKS -
MORTISE/DEADBOLT**



Full Cylinder
PD LD

9. SELECT KEYING TYPE

Part No.	Description	Price (ea.)
S123	Everest 29 S (Key in Lever or FSIC)	STANDARD
C/E/F	Classic (C/E/F)	n/c

10. SELECT HANDING (Field Reversible)

Part No.	Description	Price (ea.)
RH	Right Handed - STANDARD	n/c
LH	Left Handed	n/c
RHR	Right Handed Reverse	n/c
LHR	Left Handed Reverse	n/c

11. SELECT BATTERY

Part No.	Description	Price (ea.)
4B	4AA Battery Kit	STANDARD

12. SELECT MORTISE LOCK ARMOR FRONT

Part No.	Description	Price (ea.)
09-663	1 1/4" Wide Square Corner, Latch for MS	STANDARD
09-669	1 1/16" Wide Square Corner, Latch, options for MS	n/c

13. SELECT STRIKE PLATE

Part No.	Description	Price (ea.)
10-072	1 3/16" Lip, 1 1/4" x 4 7/8", Square Corner, box	STANDARD
10-072xx	7/8", 1", 1 1/2" Lip, 1 1/4" x 4 7/8", Square Corner, box	n/c
10-072xx	1 3/4" Lip, 1 1/4" x 4 7/8", Square Corner, box	\$27.10
10-075*	1/2" Rabbeted	93.80
37-015	Strike Frame Reinforcer, specify 37-015	n/c
XL11-820 †	One hole for latching functions, RH & LHR doors Lip 1 3/16"	11.60
XL11-821 †	One hole for latching functions, LH & RHR doors Lip 1 3/16"	11.60

* For 1 3/4" thick doors, use wide armor front. For over 1 3/4" thick door extended equally (EE) use 1 1/4" wide armor front
 † Extended lead time, consult customer service

14. SELECT DOOR THICKNESS

Part No.	Description	Price (ea.)
1 3/4"	1 3/4"	STANDARD
1 3/8"	1 3/8" to 2 3/4", Shims included (Specify in 1/8" increments)	\$51.10

CO Series

**CO-100 SERIES
RIGHTS ON LOCK -
EXIT TRIM**



CO-100-993R-70-KP

1-4. SELECT CHASSIS/EXIT TRIM TYPE

Part No.	Description	Price (ea.)
CO-100-993R*-70-KP	Exit Rim/ † Concealed Vertical Rod with Keypad Reader, Manually Programmed	\$1069.00
CO-100-993S*-70-KP	Exit Surface Vertical Rod with Keypad Reader, Manually Programmed	1079.00
CO-100-993M*-70-KP	Exit Mortise Lock with Keypad Reader, Manually Programmed	1079.00

* See page MF-23 for exit device compatibility.

† Metal door only

5. SELECT FUNCTION

Part No.	Description	Price (ea.)
70	Classroom/Storeroom	STANDARD

6. SELECT LEVER

Style/Description	Price (ea.)
(SPA) Sparta	n/c
(RHO) Rhodes	n/c
(ATH) Athens	n/c
(TLR) Tubular	n/c

7. SELECT FINISH STYLE

	505	605	609	613	619	620	621	622	625	626	716
Finish	•	\$121.00	•	•	\$121.00	•	•	•	\$121.00	n/c	\$121.00

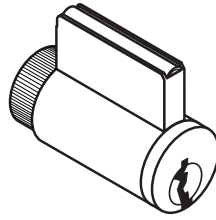
8. SELECT CYLINDER TYPE

Part No.	Description	Price (ea.)
PD * †	6 Pin Full Cylinder (Schlage)	n/c
LD	Less Full Cylinder (6 Pin: Schlage, Falcon)	Deduct\$55.00

* Master Keyed cylinders can be specified and will be shipped in lock packaging

† For Master Keying, additional line item 50-210 is required for Classic and Everest cylinders, \$17.40 each
For additional assistance on Master Keying as well as restricted keyways please contact Customer Service

**CO-100 SERIES
RIGHTS ON LOCKS -
EXIT TRIM**



Full Cylinder
PD LD

9. SELECT KEYING TYPE

Part No.	Description	Price (ea.)
S123	Everest 29 S (Key in Lever or FSIC)	STANDARD
C/E/F	Classic (C/E/F)	n/c

10. SELECT HANDING (Field Reversible)

Part No.	Description	Price (ea.)
RH	Right Handed - STANDARD	n/c
LH	Left Handed	n/c
RHR	Right Handed Reverse	n/c
LHR	Left Handed Reverse	n/c

11. SELECT BATTERY

Part No.	Description	Price (ea.)
4B	4AA Battery Kit	STANDARD

12-13. NO SELECTION REQUIRED

14. SELECT DOOR THICKNESS

Part No.	Description	Price (ea.)
1 3/4"	1 3/4"	STANDARD
1 3/8"	1 3/8" to 2 3/4", Shims included (Specify in 1/8" increments)	\$51.10

CO-SERIES EXIT TRIM

The CO-100 Exit Trim comes with a universal mounting plate and is compatible with the following exit devices:

Von Duprin 98/99

Rim, Concealed Vertical Rod (metal door only), Surface Vertical Rod, Mortise.

Von Duprin 22/22F - Rim, Surface Vertical Rod

Falcon 25 - Rim

Sargent 80 Series - Rim

Corbin Russwin 5000 Series - Rim (Narrow design and reversible exits are not compatible)

Yale 7000 - Rim

Dorma 9300 - Rim

Precision 21 - Rim

CO Series

**CO-200 SERIES
RIGHTS ON LOCK -
CYLINDRICAL**



CO-200-CY-70-PRK



CO-200-CY-70-PR



1-4. SELECT CHASSIS/FUNCTION

Part No.	Description	Price (ea.)
CO-200-CY-70	Classroom/Storeroom	\$941.00
CO-200-CY-50	Office	951.00
CO-200-CY-40	Privacy	951.00

5. SELECT READER*

Part No.	Description	Price (ea.)
PR	Proximity	\$144.00
PRK	Proximity + Keypad	201.00

* Note: CO-Series readers are not interchangeable

6. SELECT LEVER

Style/Description	Price (ea.)
(SPA) Sparta	n/c
(RHO) Rhodes	n/c
(ATH) Athens	n/c
(TLR) Tubular	n/c

7. SELECT FINISH STYLE

	505	605	609	613	619	620	621	622	625	626	716
Finish	•	\$121.00	•	•	\$121.00	•	•	•	\$121.00	n/c	\$121.00

8. SELECT CYLINDER TYPE

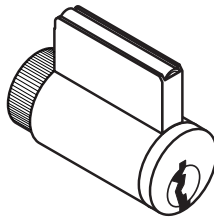
Part No.	Description	Price (ea.)
PD * †	6 Pin Full Cylinder (Schlage)	n/c
LD	Less Full Cylinder (6 Pin: Schlage, Falcon)	Deduct \$55.00

* Master Keyed cylinders can be specified and will be shipped in lock packaging

† For Master Keying, additional line item 50-210 is required for Classic and Everest cylinders, \$17.40 each

For additional assistance on Master Keying as well as restricted keyways please contact Customer Service

**C0-200 SERIES
RIGHTS ON LOCKS -
CYLINDRICAL**



Full Cylinder
PD LD

9. SELECT KEYING TYPE

Part No.	Description	Price (ea.)
S123	Everest 29 S (Key in Lever or FSIC)	STANDARD
C/E/F	Classic (C/E/F)	n/c

10. SELECT HANDING (Field Reversible)

Part No.	Description	Price (ea.)
RH	Right Handed - STANDARD	n/c
LH	Left Handed	n/c
RHR	Right Handed Reverse	n/c
LHR	Left Handed Reverse	n/c

11. SELECT BATTERY

Part No.	Description	Price (ea.)
4B	4AA Battery Kit	STANDARD

12. SELECT MORTISE LOCK ARMOR FRONT

Part No.	Description	Price (ea.)
13-049	2 3/4" Backset, Deadlatch, Square corner, 1 1/8" x 2 1/4"	STANDARD
14-049	2 3/4" Backset, Deadlatch Anti-friction fire door latch, Square corner, 1 1/8" x 2 1/4", 3/4" throw	\$157.00
14-051	2 3/8" Backset, Deadlatch Square corner, 1 1/8" x 2 1/4"	n/c

13. SELECT STRIKE PLATE

Part No.	Description	Price (ea.)
10-025*	1 3/16" Lip, ANSI, no box, 1 1/4" x 4 7/8"	STANDARD
10-013 †	1 1/8" Lip, Square Corner, T-strike, box, 1 1/8" - 2 3/4"	n/c
10-016	1 1/8" Lip, Square Corner, T-strike, deap box, fire door latch	\$13.60
K510-066	Box for ANSI strike (Must be specific)	n/c

* 1-3/8" Lip available, must specify 1-3/8" Lip \$12.60t

† 1-1/2" Lip available, must specify 1-1/2" Lip \$6.90

14. SELECT DOOR THICKNESS

Part No.	Description	Price (ea.)
1 3/4"	1 3/4"	STANDARD
1 3/8"	1 3/8" to 2 3/4", Shims included (Specify in 1/8" increments)	\$51.10

CO Series

**CO-200 SERIES
RIGHTS ON LOCK -
MORTISE/
MORTISE
DEADBOLTS**



CO-200-CY-70-PRK



CO-200-CY-70-PR



1-4. SELECT CHASSIS/MORTISE TYPE

Part No.	Description	Price (ea.)
CO-200-MS	Mortis	\$1109.00
CO-200-MD	Mortise Deadbolt	1172.00

5. SELECT FUNCTION

Part No.	Description	Price (ea.)
70	Classroom/Storeroom (not available on mortise deadbolt)	STANDARD
50	Office (not available on mortise deadbolt)	\$10.00
40	Privacy	10.00

* Not available on mortise deadbolt

5. SELECT READER*

Part No.	Description	Price (ea.)
PR	Proximity	\$144.00
PRK	Proximity + Keypad	201.00

* Note: CO-Series readers are not interchangeable

6. SELECT LEVER

Style/Description	Price (ea.)
(SPA) Sparta	n/c
(RHO) Rhodes	n/c
(ATH) Athens	n/c
(TLR) Tubular	n/c

7. SELECT FINISH STYLE

	505	605	609	613	619	620	621	622	625	626	716
Finish	•	\$121.00	•	•	\$121.00	•	•	•	\$121.00	n/c	\$121.00

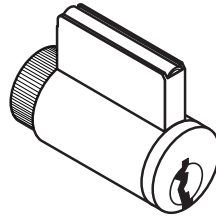
8. SELECT CYLINDER TYPE

Part No.	Description	Price (ea.)
PD * †	6 Pin Full Cylinder (Schlage)	n/c
LD	Less Full Cylinder (6 Pin: Schlage, Falcon)	Deduct \$55.00

* Master Keyed cylinders can be specified and will be shipped in lock packaging

† For Master Keying, additional line item 50-210 is required for Classic and Everest cylinders, \$17.40 each
For additional assistance on Master Keying as well as restricted keyways please contact Customer Service

**C0-200 SERIES
RIGHTS ON LOCK -
MORTISE/
MORTISE
DEADBOLTS**



Full Cylinder
PD LD

9. SELECT KEYING TYPE

Part No.	Description	Price (ea.)
S123	Everest 29 S (Key in Lever or FSIC)	STANDARD
C/E/F	Classic (C/E/F)	n/c

10. SELECT HANDING (Field Reversible)

Part No.	Description	Price (ea.)
RH	Right Handed - STANDARD	n/c
LH	Left Handed	n/c
RHR	Right Handed Reverse	n/c
LHR	Left Handed Reverse	n/c

11. SELECT BATTERY

Part No.	Description	Price (ea.)
4B	4AA Battery Kit	STANDARD

12. SELECT MORTISE LOCK ARMOR FRONT

Part No.	Description	Price (ea.)
09-663	1 1/4" Wide Square Corner, Latch for MS	STANDARD
09-669	1 1/16" Wide Square Corner, Latch, options for MS	n/c
09-666	1 1/4" Wide Square Corner, Latch x Deadbolt for MD	STANDARD
09-672	1 1/16" Wide Square Corner, Latch x Deadbolt, Options for MD	n/c

13. SELECT STRIKE PLATE

Part No.	Description	Price (ea.)
10-072	1 3/16" Lip, 1 1/4" x 4 7/8", Square Corner, box	STANDARD
10-072xx	7/8", 1", 1 1/2" Lip, 1 1/4" x 4 7/8", Square Corner, box	n/c
10-072xx	1 3/4" Lip, 1 1/4" x 4 7/8", Square Corner, box	\$27.10

* For 1 3/4" thick doors, use wide armor front. For over 1 3/4" thick door extended equally (EE) use 1 1/4" wide armor front
† Extended lead time, consult customer service

14. SELECT DOOR THICKNESS

Part No.	Description	Price (ea.)
1 3/4"	1 3/4"	STANDARD
1 3/8"	1 3/8" to 2 3/4", Shims included (Specify in 1/8" increments)	\$51.10

CO Series

**CO-200 SERIES
RIGHTS ON LOCK -
EXIT TRIM**



CO-200-993R-70-PRK



CO-200-993R-70-PR



1-3. SELECT CHASSIS/MORTISE TYPE

Part No.	Description	Price (ea.)
CO-200-993R	Exit Rim/† Concealed Vertical Rod	\$1247.00
CO-200-993S	Exit Surface Vertical Rod	1265.00
CO-200-993M	Exit Mortise Lock	1265.00

* See page MF-31 for exit device compatibility. † Metal door only.

4. SELECT FUNCTION

Part No.	Description	Price (ea.)
70	Classroom/Storeroom	STANDARD

5. SELECT READER*

Part No.	Description	Price (ea.)
PR	Proximity	\$144.00
PRK	Proximity + Keypad	201.00

* Note: CO-Series readers are not interchangeable

6. SELECT LEVER

Style/Description	Price (ea.)
(SPA) Sparta	n/c
(RHO) Rhodes	n/c
(ATH) Athens	n/c
(TLR) Tubular	n/c

7. SELECT FINISH STYLE

	505	605	609	613	619	620	621	622	625	626	716
Finish	•	\$121.00	•	•	\$121.00	•	•	•	\$121.00	n/c	\$121.00

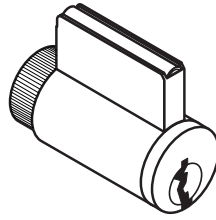
8. SELECT CYLINDER TYPE

Part No.	Description	Price (ea.)
PD * †	6 Pin Full Cylinder (Schlage)	n/c
LD	Less Full Cylinder (6 Pin: Schlage, Falcon)	Deduct \$55.00

* Master Keyed cylinders can be specified and will be shipped in lock packaging

† For Master Keying, additional line item 50-210 is required for Classic and Everest cylinders, \$17.40 each
For additional assistance on Master Keying as well as restricted keyways please contact Customer Service

**CO-200 SERIES
RIGHTS ON LOCKS
- EXIT TRIM**



Full Cylinder
PD LD

9. SELECT KEYING TYPE

Part No.	Description	Price (ea.)
S123	Everest 29 S (Key in Lever or FSIC)	STANDARD
C/E/F	Classic (C/E/F)	n/c

10. SELECT HANDING (Field Reversible)

Part No.	Description	Price (ea.)
RH	Right Handed - STANDARD	n/c
LH	Left Handed	n/c

11. SELECT BATTERY

Part No.	Description	Price (ea.)
4B	4AA Battery Kit	STANDARD

12-13. NO SELECTION REQUIRED

14. SELECT DOOR THICKNESS

Part No.	Description	Price (ea.)
1 3/4"	1 3/4"	STANDARD
1 3/8"	1 3/8" to 2 3/4", Shims included (Specify in 1/8" increments)	\$51.10

CO-SERIES EXIT TRIM

The CO-200 Exit Trim comes with a universal mounting plate and is compatible with the following exit devices:

Von Duprin 98/99

Rim, Concealed Vertical Rod (metal door only), Surface Vertical Rod, Mortise.

Von Duprin 22/22F - Rim, Surface Vertical Rod

Falcon 25 - Rim

Sargent 80 Series - Rim

Corbin Russwin 5000 Series - Rim (Narrow design and reversible exits are not compatible)

Yale 7000 - Rim

Dorma 9300 - Rim

Precision 21 - Rim

CO Series

**CO-993DT
NON-FUNCTIONING
DUMMY TRIM
FOR EXIT**



CO993RDT



1-3. SELECT CHASSIS/EXIT TRIM TYPE*

Part No.	Description	Price (ea.)
CO-993DT	Dummy Trim with Dummy Reader Cover and CO-100/200/250 Interior Escutcheon for Exit Rim/†Concealed Vertical Rod/†Concealed Vertical Cable/Surface Vertical Rod/Mortise Lock	\$623.00

* See page MF-33 for exit device compatibility. † Metal door only.

4. SELECT LEVER

Style/Description	Price (ea.)
(SPA) Sparta	n/c
(RHO) Rhodes	n/c
(ATH) Athens	n/c
(TLR) Tubular	n/c

5. SELECT FINISH STYLE

	505	605	609	613	619	620	621	622	625	626	716
Finish	•	\$121.00	•	•	\$121.00	•	•	•	\$121.00	n/c	\$121.00

6. SELECT CYLINDER TYPE

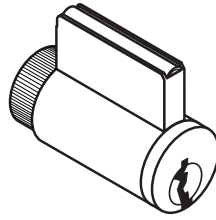
Part No.	Description	Price (ea.)
PD * †	6 Pin Full Cylinder (Schlage)	n/c
LD	Less Full Cylinder (6 Pin: Schlage, Falcon)	Deduct \$55.00

* Master Keyed cylinders can be specified and will be shipped in lock packaging

† For Master Keying, additional line item 50-210 is required for Classic and Everest cylinders, \$17.40 each

For additional assistance on Master Keying as well as restricted keyways please contact Customer Service

**CO-993DT
NON-FUNCTIONING
DUMMY TRIM
FOR EXIT**



Full Cylinder
PD LD

7. SELECT KEYING TYPE

Part No.	Description	Price (ea.)
S123	Everest 29 S (Key in Lever or FSIC)	STANDARD
C/E/F	Classic (C/E/F)	n/c

8. SELECT HANDING (Field Reversible)

Part No.	Description	Price (ea.)
RH	Right Handed - STANDARD	n/c
LH	Left Handed	n/c

9. SELECT DOOR THICKNESS

PART NO.	DESCRIPTION	Price (ea.)
1 3/4"	1 3/4"	STANDARD
1 3/8"	1 3/8" TO 2 3/4", SHIMS INCLUDED (SPECIFY IN 1/8" INCREMENTS)	\$51.10

CO-SERIES EXIT TRIM

The CO-200 Exit Trim comes with a universal mounting plate and is compatible with the following exit devices:

Von Duprin 98/99

Rim, Concealed Vertical Rod (metal door only), Surface Vertical Rod, Mortise.

Von Duprin 22/22F - Rim, Surface Vertical Rod

Falcon 25 - Rim

Sargent 80 Series - Rim

Corbin Russwin 5000 Series - Rim (Narrow design and reversible exits are not compatible)

Yale 7000 - Rim

Dorma 9300 - Rim

Precision 21 - Rim

CO Series

PROGRAMMING ACCESSORIES

Part No.	Description	Price (ea.)
HH-2PIN SERIAL	Serial Cable. Used to connect current model HHD (BM170) directly to legacy serial products without the need of a CIP.	\$125.00
HHD KIT-USB	Handheld Device Kit. Includes Handheld Device pre-loaded with SUS Application and HHD-USB Cable. Used to initialize, manage and test AD and CO Series Devices.	1122.00
HH-USB	USB Replacement Cable. Used to connect Handheld Device to USB locks and accessories.	50.80
HH-Serial	Serial Cable. Used to connect previous model HHD (BM150) with CIP to program serial products. Not compatible to current HHD (BM170).	111.00
56-035 (P101203)	CIP with iButton Reader. Used to program serial products using HH-SERIAL Serial Cable.	304.00
56-036 (P394548)	Female to Female Serial Cable: Used to connect Computer Interface Module (P101203) to a laptop/PC	56.40
CRP2	Proximity Credential Reader: Used to read proximity data for enrollment into Schlage Express™ Software database	496.00
48-539	iButton Reader with USB Adapter (Blue), Required for Vendor Access Software only Used to read and write data to 48-538 or IBF-130 Vendor Access iButtons	115.53

MISCELLANEOUS HARDWARE*

Part No.	Description	Price (ea.)
46929121	Door Position Switch Kit (Door Position Switch with Strike Mounted Magnet)	\$27.40
23631765	Tamper Torx Screw for CO-Series, Cylindrical Locks	34.80
23631781	Tamper Torx Screw for CO-Series, Mortise Locks	34.80
23631799	Tamper Torx Screw for CO-Series, Exit Trim	27.80

* Must specify finish when ordering separate. Available in 626, 605, 606, 612, 619, 625, 643e

SHIM PLATES

Part No.	Description	Price (ea.)
23458599	Exterior Shim Plate, Device is 0.063" thick	\$19.50
23599368	CO Interior Shim Plate Kit, Device is 0.063" thick	20.90

DECORATIVE PLATES**

Part No.	Description	Price (ea.)
23760267	1.7" x 3.5" x .075" Decorative Plate (with Screws)	22.50
23760283	3.2" x 3.5" x .075" Decorative Plate (with Screws)	34.80
23760317	6.0" x 3.5" x .075" Decorative Plate (with Screws)	53.00
23760325	6.6" x 3.5" x .075" Decorative Plate (with Screws)	53.00
23760309	8.0" x 3.5" x .075" Decorative Plate (with Screws)	54.20
23760291	8.0" x 3.5" x .075" Decorative Plate (with Screws, Welded Standoffs)	73.30
23760259*	10.5" x 3.5" x .075" Decorative Plate (no Screws necessary) - (Under Lock)	70.40
23760275*	12.0" x 3.5" x .075" Decorative Plate (no Screws necessary) - (Under Lock)	69.60
23631823	1.5" x 3.25" x .105" Decorative Plate (with Screws) - (Exit Trim)	30.70

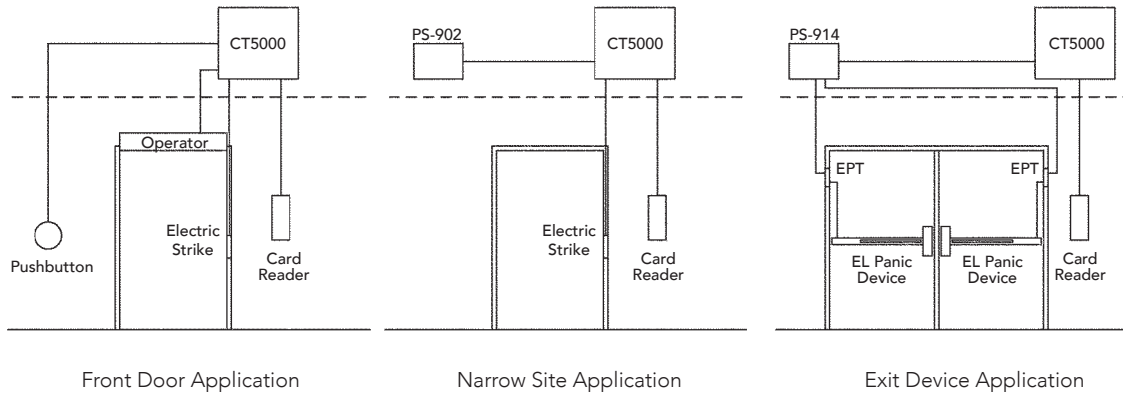
Decorative plates have multiple applications, consult CO-Series Retrofit Template Overlay Guide on www.schlage.com/support

* A single under the device is 0.075" thick, please consider overall door thickness when ordering

Note: Single plate price. Interior and exterior plates may be required. 626, 605, 643e

** Available in 626 (Satin Chrome), 605 (Bright Brass), and 643e (Aged Bronze) Finishes

CT-5000 Offline Controllers



CT-5000 OFFLINE CONTROLLERS

The CT-5000 is an indoor, offline single opening controller. It is flexible and works with various card reader technologies. With the correct power supply, the CT-5000 controller works with various types of locking hardware, including electric strikes, electromagnetic locks, or EL panic devices. If networked functionality is required in the future, the CT-5000 can be upgraded to a WRI-400 by upgrading the firmware and adding one incremental piece of hardware. This provides greater adaptability in the field.

Front Door Application

The CT-5000 can be used for front door applications with an automatic operator, electric strike and card reader

Narrow Site Application

For narrow stile applications the CT-5000 can be used with an electric strike and card reader

Exit Device Application

The CT-5000 and a card reader along with the PS-914 x 900-2RS Power Supply can control two EL exit devices for double door applications

Note: PS-902 (not pictured) and PS-914 x 900-2RS are required with the CT-5000
Sold separately

CERTIFICATIONS

- UL 294
- Canada UL
- FCC Part 15
- Canada RSS – 210
- RoHS

CT-5000 Offline Controllers

FEATURES

- Supports up to 5000 users and audits
- Comes standard with 15 foot USB remote cable connector
- Programmed using Schlage Handheld Device (HHD) via USB connection
- Power is hardwired
- Three form C relay outputs (for strike, auxiliary, and alarm)
- Supports Request to exit (remote release) and Door Position Switch input.
- Card functions supported: normal, toggle, freeze, pass through, construction, lock down, and all card plus PIN applications
- Multiple reader technologies and positions on both sides of the gate/ door
- Internal LED visual indicators (Including low battery and state of the relay)
- Compatible with SMS Express, Select, Premier or Enterprise

CREDENTIAL COMPATIBILITY

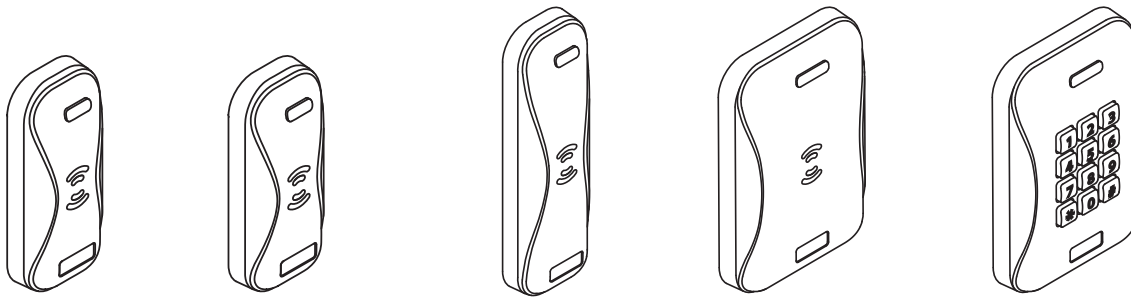
- Compatible with Schlage, Xceed ID™, AWID®, HID®, GE/CASI ProxLite®
- 125 kHz Proximity cards: 26a, 34x, 35x, 37x bit formats (reader dependent)

CT-5000 OFFLINE CONTROLLERS

Part No.	Description	Price (ea.)
CT-5000	Offline Controller (15 ft. USB cable - STANDARD)	\$911.00
PS-902	2 amp Power Supply (Required)	237.00
HHD KIT-USB	Schlage Handheld Programming Device (Required)	1122.00
23745565	125 ft. USB cable for CT-5000 (Optional)	124.00

Multi-family

Network Readers Access Management Systems



PR10

SM10

MT11

MT15

MTK15

aptiQ™ NETWORKED READERS

- 125 kHz Proximity and 13.56 MHz Contactless Smart Card technology in one reader
- Meets both ISO 14443
- Reads ISO 1443 A/B and 15693 credentials
- FIPS compliant
- Compatible with Schlage proximity, XceedID proximity, GE/Casi ProxLite®, HID® Proximity, AWID® Proximity, Lenel Prox®
- Compatible with most 13.56 MHz credentials, including aptiQ Smart and Multi-technology readers
- Tri-state LED (red, green, amber) and audible status alert
- Wiegand interface
- Standard color is black. Gray, brown and cream colors are available, longer lead times may apply.

aptiQ™ NETWORKED READERS

Part No.	Description	Price (ea.)
PR10	Proximity Reader Mini-Mullion Mount, 4.26" x 1.72" x 0.81". Power required: 5-16 VDC	\$151.00
SM10	Smart Reader Mini-Mullion Mount, 4.26" x 1.72" x 0.81". Power required: 5-16 VDC	151.00
MT11	Multi-Technology Reader – Mullion Mount, 5.91" x 1.72" x 0.81". Power required: 5-16 VDC	311.00
MT15	Multi-Technology Reader – Wall Mount, 5.1" x 3.25" x 0.76". Power required: 5-16 VDC	311.00
MTK15	Multi-Technology Reader – Wall Mount with Keypad, 5.1" x 3.25" x 0.76". Power required: 5-16 VDC	508.00

NEW PRODUCT CONVERSION CHART

Legacy Product Part No.	Description	New aptiQ Product Part No.	Description
(S)FXF#1050	Prox Mini-Mullion	PR10	Proximity Mini-Mullion
(S)FXF#1060MF	Smart Mini-Mullion	SM10	Smart Mini-Mullion
(S)FXF#1100	Multi-technology Mullion	MT11	Multi-technology Mullion
(S)FXF#1200	Smart Mullion	MT11	Multi-technology Mullion
(S) FXF#1500	Multi-technology Single Gang	MT15	Multi-technology Single Gang
(S)FXF#1550	Proximity Single Gang	MT15	Multi-technology Single Gang
(S)FXF#1560	Smart Single Gang	MT15	Multi-technology Single Gang
(S)FXF#2100	Multi-technology Mid-Range	MT15	Multi-technology Single Gang
(S)FXF#2200	Smart Mid-Range	MT15	Multi-technology Single Gang
(S)FXF#2110	Multi-technology Mid-Range with Keypad	MTK15	Multi-technology Single Gang with Keypad
(S)FXF#2110P-K	Smart Mid-Range with Keypad	MTK15	Multi-technology Single Gang with Keypad
(S)FXF#2210	Proximity Mid-Range with Keypad	MTK15	Multi-technology Single Gang with Keypad

iBUTTON READERS

Part No.	Description	Price (ea.)
SRT-100	iButton Mullion Mount Reader The SRT100 iButton Mullion-Mount Reader provides solid construction with a 1/4" thick brushed anodized aluminum face plate and stainless steel read head. Bi-color LED and Sonalert provide users with both visual and audible indicators. 26 bit Wiegand output.	\$809.00

Network Readers Access Management Systems

ACCESS MANAGEMENT SOFTWARE SYSTEMS

Schlage delivers powerful software solutions to managing access points in multi-family properties that meet your current access control requirements and expand to meet your growing business needs, all while satisfying your budget.

SCHLAGE EXPRESS™ SOFTWARE

	Price (ea.)
56-063 (SXP-1) Express Offline Lock Software (Includes one client license. Supports offline locks)	\$390.00
Recommended for offline locks of fewer than 1000 users and/or 100 access points. Reporting of last 1000 events capability will retrieve audit trails Must be installed on a computer that meets the minimum requirements (refer to software datasheet)	
	Price (ea.)
M204-215 Vendor Access Management Software, see a Schlage Authorized Dealer/Distributor for download instructions.	n/c
Schlage Express™ Software version 4.4.3 or higher required. Requires 48-539 iButton reader and either 48-538 or IBF-130 credentials (sold separately). Compatible only with 500 user BE367 deadbolts or FE210 interconnects.	

ACCESS MANAGEMENT ACCESSORIES

	Price (ea.)
HH-2PIN SERIAL Serial Cable. Used to connect current model HHD (BM170) directly to legacy serial products without the need of a CIP	\$125.00
HHD KIT-USB Handheld Device Kit. Includes Handheld Device pre-loaded with SUS Application and HHD-USB Cable. Used to initialize, manage and test AD and CO Series Devices.	1122.00
HHD-USB USB Replacement Cable. Used to connect Handheld Device to USB locks and accessories.	50.80
HH-Serial Serial Cable. Used to connect previous model HHD (BM150) with CIP to program serial products.	111.00
56-035 (P101203) CIP with iButton Reader. Used to program serial products using HH-SERIAL Serial Cable.	304.00
56-036 (P394548) Female to Female Serial Cable Used to connect Computer Interface Module (P101203) to a laptop/PC	56.40
48-539 iButton Reader with USB Adapter (Blue), Required for Vendor Access Software only Used to read and write data to 48-538 or IBF-130 Vendor Access iButtons	115.43
CRP2 Proximity Credential Reader Used to read proximity data for enrollment into Schlage Express™ Software database	496.00
MT20W Credential Enrollment Reader Used to read and write to smart credentials within the ENGAGE™ Technology access control platform (For use with Schlage Control™ Smart Locks)	520.00

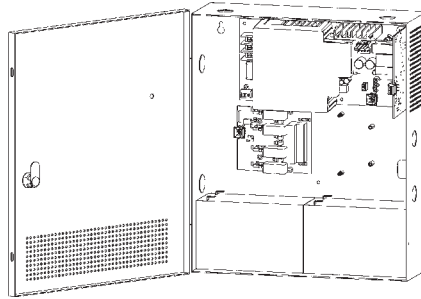
Multi-family

Power Supplies & Accessories

TABLE OF CONTENTS

PS902 Power Supplies and Option Boards . . .	MF-45
PS904 Power Supplies and Option Boards . . .	MF-46
PS906 Power Supplies and Option Boards . . .	MF-47

Power Supplies & Accessories



PS-902

PS902 POWER SUPPLIES (2A @ 12/24 VDC – field selectable)

- UL 294 Listed for Access Control
- Class 2 rated power limited output
- Universal 110-220 VAC input
- Regulated and filtered DC outputs
- AC input and DC output LED indications
- 1 connector for optional distribution boards
- AC input status indication on outside cover
- AC status monitor
- 12" H x 14" W x 4" D enclosure

1. SELECT POWER SUPPLY

Part No.	Description	Price (ea.)
PS902*	Base Power Supply (2A @ 12/24 VDC- field selectable) (approx... weight: 9 lbs)-PS902 is able to accept a total of 1 optional distribution boards and 1 900-FA board	\$237.00

* BAA "Buy American Act" compliant power supply option
Will be labeled as "assembled in the USA with US and foreign materials"

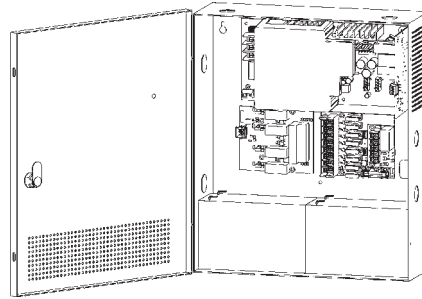
2. SELECT OPTIONAL DISTRIBUTION BOARD WITH OR WITHOUT FA (Fire Alarm Relay)

Part No.	Description	Price (ea.)
900-4R	4 independently controlled relays	\$158.00
900-4R FA	4 independently controlled relays with FA	215.00
900-BBK	Battery Backup Kit (includes two 7A/hr batteries)	169.00
900-BB	Battery Backup Board only	56.30
900-BAT	Backup Battery Pack Two (2) 7A/hr batteries	113.00

3. SELECT OTHER POWER SUPPLY OPTIONS

Part No.	Description	Price (ea.)
900-FA	Fire Alarm Relay (EIR) module is a plug-in relay to provide an interface with fire or other emergency override systems *may be installed directly on power supply, or may be used with optional distribution board	\$56.30
900-KL	Key Lock	\$36.10

NOTE: PS902 power supplies require connection to AC line voltage
Installation and all electrical connections (high and low voltage) should be performed by a qualified electrical contractor



PS-904

PS904 POWER SUPPLIES (4A @ 12/24 VDC – field selectable)

- UL 294 Listed for Access Control
- Class 2 rated power limited output
- Universal 110-220 VAC input
- Regulated and filtered DC outputs
- AC input and DC output LED indications
- 2 connectors for optional distribution boards
- AC input status indication on outside cover
- AC status monitor
- 12" H x 14" W x 4" D enclosure

1. SELECT POWER SUPPLY

Part No.	Description	Price (ea.)
PS904*	Base Power Supply (4A @ 12/24 VDC- field selectable) PS904 is able to accept a total of 2 optional distribution boards	\$451.00

* BAA "Buy American Act" compliant power supply option
Will be labeled as "assembled in the USA with US and foreign materials"

2. SELECT OPTIONAL DISTRIBUTION BOARD WITH OR WITHOUT FA (Fire Alarm Relay)

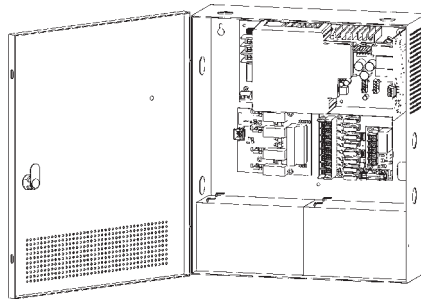
Part No.	Description	Price (ea.)
900-4R	4 independently controlled relays	\$158.00
900-4R FA	4 independently controlled relays with FA	215.00
900-BBK	Battery Backup Kit (includes two 7A/hr batteries)	169.00
900-BB	Battery Backup Board only	56.30
900-BAT	Backup Battery Pack Two (2) 7A/hr batteries	113.00

3. SELECT OTHER POWER SUPPLY OPTIONS

Part No.	Description	Price (ea.)
900-KL	Key Lock	\$36.10

NOTE: PS904 power supplies require connection to AC line voltage
Installation and all electrical connections (high and low voltage) should be performed by a qualified electrical contractor

Power Supplies & Accessories



PS-904

PS906 POWER SUPPLIES (6A @ 12/24 VDC – field selectable)

- UL 294 Listed for Access Control
- Universal 110-220 VAC input
- Regulated and filtered DC outputs
- AC input and DC output LED indications
- 3 connectors for optional distribution boards
- AC input status indication on outside cover
- AC status monitor
- 12" H x 14" W x 4" D enclosure

1. SELECT POWER SUPPLY

Part No.	Description	Price (ea.)
PS906*	Base Power Supply (6A @ 12/24 VDC- field selectable) (approx... weight: 7 lbs)-PS906 is able to accept a total of 3 optional distribution boards	\$700.00

* BAA "Buy American Act" compliant power supply option
Will be labeled as "assembled in the USA with US and foreign materials"

2. SELECT OPTIONAL DISTRIBUTION BOARD WITH OR WITHOUT FA (Fire Alarm Relay)

Part No.	Description	Price (ea.)
900-4R	4 independently controlled relays	\$158.00
900-4R FA	4 independently controlled relays with FA	215.00
900-BBK	Battery Backup Kit (includes two 7A/hr batteries) *Can not be used if 3rd distribution board is installed	169.00
900-BB	Battery Backup Board only	56.30
900-BAT	Backup Battery Pack Two (2) 7A/hr batteries	113.00

3. SELECT OTHER POWER SUPPLY OPTIONS

Part No.	Description	Price (ea.)
900-KL	Key Lock	\$36.10

NOTE: PS906 power supplies require connection to AC line voltage
Installation and all electrical connections (high and low voltage) should be performed by a qualified electrical contractor

PRODUCT WARRANTIES

Lifetime Limited Mechanical & Finish Warranty and 1-Year Limited Electronics Warranty. Subject to the terms and conditions of this warranty, Schlage extends a lifetime limited mechanical and finish warranty and a one-year limited electronics warranty to the original consumer user ("Original User") of our Schlage brand product ("Products") against defects in material and workmanship as long as the Original User occupies the residential premises upon which the Product was originally installed.

What Schlage Will Do

Upon return of the defective Product to Schlage, Schlage's sole obligation, at its option, is to either repair or replace the Product or refund the original purchase price in exchange for the Product.

Original User

This warranty only applies to the Original User of Products. This warranty is not transferable.

What is Not Covered

The following costs, expenses and damages are not covered by the provision of this limited warranty: (i) labor costs including, but not limited to, such costs for the removal and reinstallation of Products; (ii) shipping and freight expenses required to return Products to Schlage; and (iii) any other incidental, consequential, indirect, special and/or punitive damages, whether based on contract, warranty, tort (including, but not limited to, strict liability or negligence), patent infringement, or otherwise, even if advised of the possibility of such damages. Some local laws do not allow the exclusion or limitation of incidental or consequential damages, so the above exclusion or limitation may not apply to you.

The provisions of this Warranty do not apply to Products:

(i) used in commercial applications; (ii) used in common area applications; (iii) used for purposes for which they are not designed or intended; (iv) which have been subjected to alteration, abuse, misuse, negligence or accident; (v) which have been improperly stored, installed, maintained or operated; (vi) which have been used in violation of written instructions provided by Schlage; (vii) which have been subjected to improper temperature, humidity, or other environmental conditions; or (viii) which, based on Schlage's examination, do not disclose to Schlage's satisfaction non-conformance to this warranty. Additionally, this warranty DOES NOT COVER scratches, abrasions, or deterioration due the use of paints, solvents or other chemicals.

Exclusions

Oil Rubbed Bronze finish (613) is designed to improve over time and change in appearance, creating a living finish through daily use and, thus, finish discoloration is not applicable to the above warranty.

Additional Terms

Schlage does not authorize any person to create for it any obligation or liability in connection with the Products. Schlage's maximum liability hereunder is limited to the purchase price of the Product. No action arising out of any claimed breach of this warranty by Schlage may be brought by the Original User more than one (1) year after the cause of action has arisen.

How Local Law Applies

This warranty gives you specific legal rights, and you may also have other rights as otherwise permitted by law. If this Product is considered a consumer product, please be advised that some local laws do not allow limitations on incidental or consequential damages or how long an implied warranty lasts, so that the above limitations may not fully apply. Refer to your local laws for your specific rights under this warranty.

Product Warranties

To make a warranty claim, contact Schlage Customer Service:

U.S.

Schlage Customer Commitment Center
2119 East Kansas City Road
Olathe, KS 66061
(800) 847-1864 Option 3 (Multi-Family)
(888) 805-9837 Consumer
(800) 366-5625 (Fax)

Canada

Allegion
1076 Lakeshore Road East
Mississauga, Ontario
L5E 1E4
(800) 900-4734
(800) 239-4734 (Fax)

Mexico & outside of the U.S.*

Allegion, S.A. de C.V.
Blvd., Centro Industrial No. 11
Col. Industrial Puente de Vigas,
Tlalnepantla Edo. De Mexico C.P. 54070
Telefono: 018005067866

* For customers outside of the U.S. and Canada, claims under this Warranty must be made only to either the place of purchase or the listed importer

Claims must be made only to the Customer Service Organization in the country of purchase

For warranty issues, you will be asked for some preliminary claim information
Once your claim has been verified, the item will be repaired, replaced, or refunded at the original purchase price

If your purchase is not registered, you will need the following documents to file a warranty claim:

- Itemized store receipt
- Original product UPC code
- Item model number

All claims must be fully substantiated

Multi-family

Notes