



Residential Price Book 3

Effective April 4, 2016



Schlage Sense™ Smart Deadbolt
with Century trim in Satin Nickel



TRUSTED IN OVER
40 MILLION
HOMES

Personal style, **perfected.**

For more than 95 years, Schlage has offered durable door hardware in a range of unique style combinations to express any personality. So welcome home. Welcome thousands of possibilities. Welcome style.



Easy

Quickly install Schlage products with just a Phillips screwdriver



Stylish

Choose from a range of lever, knob and trim styles to instantly elevate any room



Strong

Built with premium metal construction that adds strength, security and long life



Innovative

Products feature advanced technology to keep the state-of-the-art moving forward

Electronic Locks

Connected Deadbolts and Levers . . . Electronics-1
 Available functions Electronics-1
 Product identification Electronics-1
 Finish codes & descriptions Electronics-1
 Latches & strikes Electronics-1
 Standard features / configurations Electronics-2
 Packaging & carton specs. Electronics-2
 BE479AA Series Electronics-3
 BE469NX Series
 Schlage Connect™ Electronics-3
 BE468NX Series Electronics-4
 BE369NX Series Connected
 Keypad Deadbolt & Lever Electronics-4
 FBE469NK Series Schlage
 Connect™ Front Entry Sets Electronics-5
 FE469NX Series
 Connected Keypad Locks Electronics-6
 Keypad Locks Electronics-7
 Code Entry Locks Electronics-7
 Available functions Electronics-7
 Product identification Electronics-7
 Finish codes & descriptions Electronics-7
 Standard features / configurations Electronics-8
 Latches & strikes Electronics-8
 Packaging & carton specs. Electronics-9
 Schlage Touch™ Deadbolts Electronics-10
 Schlage Touch™ Keyless
 Touchscreen levers Electronics-11
 Keypad Deadbolts Electronics-12
 Keypad Lever Lock Electronics-13
 Keypad Lever Auto Locks Electronics-14

Handlesets

F Series Handlesets-1
 Available functions Handlesets-1
 Product identification Handlesets-1
 Latches & strikes Handlesets-1
 Standard features / configurations Handlesets-2
 Finish codes & descriptions Handlesets-2
 Packaging & carton specs. Handlesets-2
 Available styles. Handlesets-3
 Pricing. Handlesets-4
 Decorative Collection Handlesets-8
 J Series Handlesets-9
 Available functions Handlesets-9
 Product identification Handlesets-9
 Latches & strikes Handlesets-9
 Standard features / configurations Handlesets-10
 Finish codes & descriptions Handlesets-10
 Packaging & carton specs. Handlesets-10
 Pricing. Handlesets-11

Levers

F Series Levers-1
 Available functions Levers-1
 Product identification Levers-1
 Latches & strikes Levers-1
 Standard features / configurations Levers-2
 Finish codes & descriptions Levers-2
 Packaging & carton specs. Levers-2
 Available styles. Levers-3
 Pricing. Levers-4
 Decorative Collection Levers-11
 J Series Levers-13
 Available functions Levers-13
 Product identification Levers-13
 Latches & strikes Levers-13
 Standard features / configurations Levers-14
 Finish codes & descriptions Levers-14
 Packaging & carton specs. Levers-14
 Pricing. Levers-15

Table of contents

Knobs

F Series	Knobs-1
Available functions	Knobs-1
Product identification	Knobs-1
Latches & strikes	Knobs-1
Standard features / configurations	Knobs-2
Finish codes & descriptions	Knobs-2
Packaging & carton specs.	Knobs-2
Available styles.	Knobs-3
Pricing	Knobs-4
Decorative Collection	Knobs-8
J Series	Knobs-9
Available functions	Knobs-9
Product identification	Knobs-9
Latches & strikes	Knobs-9
Standard features / configurations	Knobs-10
Finish codes & descriptions	Knobs-10
Packaging & carton specs.	Knobs-10
Pricing	Knobs-11

Deadbolts

B Series	Deadbolts-1
Available functions	Deadbolts-1
Product identification	Deadbolts-1
Latches & strikes	Deadbolts-1
Standard features / configurations	Deadbolts-2
Finish codes & descriptions	Deadbolts-2
Packaging & carton specs.	Deadbolts-2
Pricing	Deadbolts-4
Decorative Collection	Deadbolts-5
J Series	Deadbolts-7
Available functions	Deadbolts-7
Product identification	Deadbolts-7
Latches & strikes	Deadbolts-7
Standard features / configurations	Deadbolts-8
Finish codes & descriptions	Deadbolts-8
Packaging & carton specs.	Deadbolts-8
Pricing	Deadbolts-9
Security Sets	Deadbolts-10
Available functions	Deadbolts-10
Product identification	Deadbolts-10
Finish codes	Deadbolts-10
Pricing	Deadbolts-11

Hardware & accessories

Builder’s Hardware HA-1
 Handrail Brackets,
 Door Stops & Chain Door Gaurds HA-2
 Coat, Hat & Wardrobe Hooks,
 Mail Slots, Viewers HA-4
 Pocket Door Locks, Hinges HA-6
 Classic House Numbers HA-8
 Door Knockers, Push,
 Pull & Kick Plates HA-10
 Hobby Hardware HA-12
 Window Hardware, Flush Pulls HA-14
Parts HA-15
 Latch & Strike Quick Reference Guide . HA-15
 Latches HA-16
 Strikes HA-19
 Cylinders HA-21
 Thick Door Installation Kits
 Miscellaneous Parts,
 Discontinued Lock Parts HA-23
 Key & Cylinder Stamping
 Residential Master & Construction
 Keying HA-25
 Construction Core Program HA-27

Cables, Chains & Padlocks

Padlocks PS-1
Cables & Chains PS-2
Security Hasps PS-3

Warranties

Product Warranties Warranties-1
General Terms & Conditions Warranties-8
Standard Product Terms
& Conditions Warranties-13

How to order

How to order Order-1
Visual pack carton specifications Order-2

Multi-family

Schlage Control™ Smart Deadbolts MF-1
Schlage Control™ Smart
Interconnect Locks MF-4
BE Series Programmable
Electronic Deadbolt MF-6
FE Series Programmable
Electronic Interconnect Lock MF-9
Mechanical Interconnect Series MF-11
 RS Interconnect MF-12
 CS interconnect MF-13
B Series Deadbolts MF-17
 Full-size Construction Core Program . . . MF-21
CO Series MF-23
Network Readers MF-43
Power Supplies & Accessories MF-45

Table of contents

Notes

Connected Deadbolts and Levers. Electronics-1
 Code Entry Locks Electronics-7

Connected Deadbolts & Levers

AVAILABLE FUNCTIONS

Deadbolts



- BE479 - Schlage Sense™ Smart Deadbolt**
- Share & control access with Schlage Sense app for iOS
 - Works with Apple HomeKit™ technology and Siri voice control on iPhone®, iPad®, or iPod touch®
 - Remote access available with Apple TV near the lock
 - App includes access codes schedules and audit trail capability
 - ANSI A156.36-2010 Grade 1

- BE469 - Schlage Connect™ with Alarm**
- Uses Z-Wave® to connect to an existing smart home or security system
 - Includes a built-in alarm that detects activity at the door
 - ANSI A156.36-2010 Grade 1
 - **Auto Lock capability when programmed**

- BE468 - Schlage Connect™**
- Uses Z-Wave® to connect to an existing smart home or security system
 - ANSI A156.36-2010 Grade 2

- BE369 - Connected Keypad Deadbolt**
- Uses Z-Wave® to connect to an existing smart home or security system
 - ANSI A156.36-2010 Grade 2

- FE599 - Connected Keypad Lever**
- Uses Z-Wave® to connect to an existing smart home or security system
 - ANSI A156.36-2003 Grade 2

Levers



PRODUCT IDENTIFICATION

BE	469NX	V	CAM	619	12-342	10-116
Lock Series	Product	Vis Pack	Style	Finish Code	Latch	Strike

FINISH CODES & DESCRIPTIONS

505	605	608	609	613	618	619	620	621	622	625	626	716
Lifetime Bright Brass	Bright Brass (US3)	Satin Brass	Antique Brass (US5)	Oil-Rubbed Bronze (US10B)	Polished Nickel	Satin Nickel (US15)	Antique Pewter (US15A)	Distressed Nickel	Matte Black (US19)	Bright Chrome (US26)	Satin Chrome (US26D)	Aged Bronze

Non-standard finishes are not available.
 Full-color swatch examples available on inside Electronics tab.

LATCHES & STRIKES

- Latches**
 Motorized Deadbolt Latches
12-342 - Tapered Deadbolt Dual Option (Round, Drive-in) - **STANDARD**
12-344 - Tapered Deadbolt Triple Option (Round, Square, Drive-in)
 Motorized Deadbolt Entry Set Latches
16-264 - Combo Taper Deadbolt & Spring Latch Dual Option (Round, Drive-in) - **STANDARD**
 Non-Motorized Deadbolt Latches
12-321 - Dual Option (Round, Drive-in) - **STANDARD**
12-287 - Triple Option (Round, Square, Drive-in)
 Keyed Latches - Dead Latches
16-086 - Dual Option (Round, Drive-in) - **STANDARD**
16-211 - Triple Option (Round, Square, Drive-in)

- Strikes**
 Deadbolt Strikes
10-116 - Round Corner Strike with Reinforcer - **STANDARD**
 Deadbolt Entry Set Strikes
10-115 - Round Corner Full Lip Strike Set - **STANDARD**
 Lever Strike
10-027 - Round Corner Full Lip Strike - **STANDARD**

STANDARD FEATURES / CONFIGURATIONS

	Schlage Sense™ BE479AA	Schlage Connect™ BE469NX	Schlage Connect™ BE468	Connected Keypad Deadbolt BE369NX	Connected Keypad Lever FE599NX
Certification:	ANSI A156.36-2010 Grade 1	ANSI A156.36-2010 Grade 1	ANSI A156.36-2010 Grade 2	ANSI A156.36-2010 Grade 2	ANSI A156.2-2003 Grade 2
Product Dimensions: (wxhxd)	ext: 3"x 5" x 1" int: 3"x 8" x 2"	ext: 3"x 5" x 1" int: 3"x 8" x 2"	ext: 3"x 5" x 1" int: 3"x 8" x 2"	ext: 3 1/8" x 5 1/2" x 2 1/8" int: 3 1/4" x 7 1/2" x 2 1/4"	ext: 6 1/8" x 3" x 2 3/4" int: 3 1/4" x 8 1/4" x 2 3/4"
Weight:	3.5 lbs	3.5 lbs	3.5 lbs	5.8 lbs	5.2 lbs
Warranty:	3 year electronics, limited lifetime mechanical & finish	3 year electronics, limited lifetime mechanical & finish	3 year electronics, limited lifetime mechanical & finish	3 year electronics, limited lifetime mechanical & finish	3 year electronics, limited lifetime mechanical & finish
Battery:	4 AA	4 AA	4 AA	9V, 3 AA	9V, 3 AA
Latch Throw:	1"	1"	1"	1"	1/2"
Key & Cylinder:	1 key, 5-pin, C keyway	1 key, 5-pin, C keyway	1 key, 5-pin, C keyway	2 keys, 5-pin, C keyway	2 keys, 5-pin, C keyway
Door Thickness:	1 3/8" to 1 3/4"; Thick door kit extends 1 7/8" to 2 1/4"	1 3/8" to 1 3/4"	1 3/8" to 1 3/4"	1 3/8" to 1 3/4"	1 3/8" to 1 3/4"
Cross Bore Distance:	4" center-to-center minimum	4" center-to-center minimum	4" center-to-center minimum	5 1/2" center-to-center minimum	5 1/2" center-to-center minimum
Cross Bore Diameter:	1 1/2" or 2 1/8"	1 1/2" or 2 1/8"	1 1/2" or 2 1/8"	2 1/8"	2 1/8"
Edge Bore Diameter:	1"	1"	1"	1"	1"
Backset:	2 3/8" or 2 3/4"	2 3/8" or 2 3/4"	2 3/8" or 2 3/4"	2 3/8" or 2 3/4"	2 3/8" or 2 3/4"
Faceplate Size:	1" x 2 1/4"	1" x 2 1/4"	1" x 2 1/4"	1" x 2 1/4"	1" x 2 1/4"
Faceplate Options:	Round corner, square corner, and drive-in (dual option standard)	Round corner, square corner, and drive-in (dual option standard)	Round corner, square corner, and drive-in (dual option standard)	Round corner, square corner, and drive-in	Round corner, square corner, and drive-in
Strike:	1 1/8" x 2 3/4" round corners, strike reinforcer	1 1/8" x 2 3/4" round corners, strike reinforcer	1 1/8" x 2 3/4" round corners, strike reinforcer	1 1/8" x 2 3/4" round corners, strike reinforcer	1 4/8" x 2 1/4" radius corner, full lip, latch strike
Codes:	Pre-set, unique 6 digit programming code, 2 pre-set unique 4-digit access codes, 30 access code capacity (4-8 digits)	Pre-set, unique 6-digit programming code, two pre-set unique 4-digit access codes, 30 code capacity	Pre-set, unique 6-digit programming code, two pre-set unique 4-digit access codes, 30 code capacity	Pre-set, unique 6-digit programming code, two pre-set unique 4-digit access codes, 19 code capacity	Pre-set, unique 6-digit programming code, two pre-set unique 4-digit access codes, 19 code capacity
Communications:	Bluetooth® Smart*** Works with Apple HomeKit™^	900 MHz (Z-Wave® RF)**	900 MHz (Z-Wave® RF)**	900 MHz (Z-Wave® RF)**	900 MHz (Z-Wave® RF)**
Operating Temps:	Ext: -35C to 66C Int: -10C to 49C	Ext: -30C to 66C Int: -10C to 49C	Ext: -30C to 66C Int: -10C to 49C	Ext: -30C to 66C Int: -10C to 49C	Ext: -30C to 66C Int: -10C to 49C


*** The Bluetooth® word mark and logos are registered trademarks owned by Bluetooth SIG, Inc. and any use of such marks by Schlage Lock Company, LLC is under license. ^HomeKit™ is a trademark of Apple Inc.

PACKAGING & CARTON SPECS

	INDIVIDUAL CARTON				SHIPPER					
	CARTON WEIGHT	HEIGHT	WIDTH	DEPTH	QTY. SHIPPER	CARTON WEIGHT	CU. FT.	HEIGHT	WIDTH	DEPTH
BE479	5.2 lbs	9.8 in.	6.5 in.	5.7 in.	1	5.2	0.21	9.8 in.	6.5 in.	5.7 in.
BE469	3.8 lb	9.25 in.	5.125 in.	4.5 in.	4	16.0	0.58	10.0 in.	9.625 in.	10.5 in.
BE468	3.8 lb	9.25 in.	5.125 in.	4.5 in.	4	16.0	0.58	10.0 in.	9.625 in.	10.5 in.
FE469	8.5 lb	17.125 in.	8.5 in.	8.5 in.	1	8.5	0.72	17.125 in.	8.5 in.	8.5 in.
FBE469	7.5 lb	12.875 in.	5.75 in.	11.125 in.	1	7.5	0.48	12.875 in.	5.75 in.	11.125 in.
BE369	5.75 lb	7.82 in.	7.42 in.	5.53 in.	2	12.0	0.45	8.54 in.	7.92 in.	11.52 in.
FE599	5.15 lb	8.86 in.	7.42 in.	5.87 in.	2	10.8	0.42	9.55 in.	7.8 in.	12.08 in.

For Vis Pack carton specs, see page Order-2

Connected Deadbolts & Levers



BE479AA Series

FINISHES

Function	Packaging	605	608	609	618	619	625	626	505	622	716	613	620	621
BE479AA Camelot	Vis	•	•	•	•	\$485	•	•	•	•	\$490	•	•	•
BE479AA Century	Vis	•	•	•	•	485	•	•	•	490	•	•	•	•



BE469NX Series
Schlage Connect™

FINISHES

Function	Packaging	605	608	609	618	619	625	626	505	622	716	613	620	621
BE469NX* Camelot	Box/Vis	\$435	•	•	•	\$435	\$435	•	•	\$440	\$440	•	•	•
BE469NX Century	Box/Vis	•	•	•	•	435	435	435	•	440	440	•	•	•

List Price Adders:

Visual Package Options (highlighted) - add \$5 to list price
 Triple Option Latch - add \$2 to list price

Electronic Locks Connected Home

BE468NX features:

- ANSI Grade 2 security rating
- white backlighting
- no alarm function



BE468NX
Camelot
(CAM)

BE468NX
Century
(CEN)

BE468NX Series

FINISHES

Function	Packaging	605	608	609	618	619	625	626	505	622	716	613	620	621
BE468NX	Camelot	\$385	•	•	•	\$385	\$385	•	•	•	\$390	•	•	•
BE468NX	Century	•	•	•	•	385	385	385	•	•	390	•	•	•

List Price Adders:

Split Finish - add \$6.50 to highest list price (BE468 only)



BE369NX
Camelot
(CAM)

FE599NX
Camelot x Accent
(CAM x ACC)

BE369NX Series Connected Keypad Deadbolt & Lever

FINISHES

Function	Packaging	605	608	609	618	619	625	626	505	622	716	613	620	621
BE369NX	Camelot	•	•	•	•	\$405	\$405	•	\$410	•	\$410	•	•	•
FE599NX	Century	•	•	•	•	410	•	•	415	•	415	•	•	•

List Price Adders:

Triple Option Latch - add \$2 to list price

Connected Deadbolts & Levers



**FBE469NK Series
Schlage Connect™
Front Entry Sets**

FINISHES

Function	Packaging	605	608	609	618	619	625	626	505	622	716	613	620	621
Schlage Connect™ with Passage Lever and Decorative Interior														
(CAM) Camelot														
FBE469NX	Accent	\$505	.	.	.	\$505	\$510	.	.	.
(CEN) Century														
FBE469NX	Elan	505	.	.	510	.	.	.

In addition to combination entry sets above, BE469NX deadbolts can be paired with F10 passage levers (see page Levers-3 through Levers-10 and Knobs-4 through Knobs-7) for a complete entry set
Items in the 605 finish can be paired with the 505 for a matching set

Electronic Locks Connected Home



FE469NX Series Connected Keypad Locks

FINISHES

Function	Packaging	605	608	609	618	619	625	626	505	622	716	613	620	621	
Schlage Connect™ with Handleset and Decorative Interior Trim															
(CEN) Century															
FE469NX	Accent	\$655	.	.	.	\$655	\$660	.	.	.	
FE469NX	Latitude	655	655	

In addition to combination entry sets above, BE469NX deadbolts can be paired with FE285 handlesets (see page Handlesets-7) for a complete entry set

Items in the 605 finish can be paired with the 505 for a matching set

*Specify handing

Code Entry Locks

AVAILABLE FUNCTIONS



BE375



FE695

Schlage Touch™ Locks
ANSI/BHMA Grade 2

BE375 – Touchscreen Deadbolt

- Deadbolt retracted by entering valid user code then rotating outside thumbturn, or by inside thumb turn
- Deadbolt thrown by using outside thumbturn after pressing Schlage button, or by inside thumbturn

FE695 – Touchscreen Lever

- Unlocked by valid access code from outside
- Inside knob or lever always unlocked
- Interior switch sets lock to unlocked or automatic re-locking modes



BE365



FE595

Keypad Locks
ANSI/BHMA Grade 2

BE365 - Keypad Deadbolt

- Deadbolt thrown from outside by keyway turn after pressing Schlage button or by inside thumbturn
- Deadbolt retracted from outside by entering valid access code then rotating keyway turn or by inside thumbturn
- Key can be used to unlock as backup

FE595 - Keypad Entry with Flex-Lock

- Flex-locking, switch between unlocked or automatic re-locking
- Unlocked by valid access code from outside
- Inside knob or lever always unlocked
- Key can be used to unlock as back-up



FE575

FE575 - Keypad Entry with Auto-Lock

- Auto-locking, automatically re-locks after 5 seconds
- Unlocked by valid access code from outside
- Inside knob or lever always unlocked
- Key can be used to unlock as back-up

NOTE:
FE285 is now located in the
Handleset section of the pricebook

PRODUCT IDENTIFICATION

FE	595		PLY	505	FLA		12-322	10-115	KD
Lock Series	Product	Suffix Package	Style	Finish Code	Design	Hand	Latch	Strike	Keying

FINISH CODES & DESCRIPTIONS

505	605	608	609	613	618	619	620	621	622	625	626	716
Lifetime Bright Brass	Bright Brass (US3)	Satin Brass	Antique Brass (US5)	Oil-Rubbed Bronze (US10B)	Polished Nickel	Satin Nickel (US15)	Antique Pewter (US15A)	Distressed Nickel	Matte Black (US19)	Bright Chrome (US26)	Satin Chrome (US26D)	Aged Bronze

Non-standard finishes are not available.
Full-color swatch examples available on inside Handleset tab.

CODE ENTRY LOCKS

STANDARD FEATURES / CONFIGURATIONS

	Schlage Touch™ Electronic Deadbolt BE375	Schlage Touch™ Electronic Lever FE695
Certification	ANSI/BHMA Grade 2	ANSI/BHMA Grade 2
Product Dimensions (inches) (w x h x d)	3 x 5.4 x 5.2	3 x 5.4 x 7.9
Weight	3.4 lbs	4.5 lbs
Warranty	3 year electronics, limited lifetime mechanical and finish	3 year electronics, limited lifetime mechanical and finish
Battery	9V battery (1)	9V battery (1)
Latch Throw	1"	1/2" throw, 7/8" housing diameter
Cylinder	None	None
Door Thickness	extends 1 3/8" to 1 3/4" 1 7/8" to 2 1/2"; thick door kit	1 3/8" to 1 3/4"
Cross Bore	2 1/8"	2 1/8"
Latch Faceplate Size	1"	1" x 2 1/4" radius corner
Latch/Backset	2 3/8" to 2 3/4" adjustable	2 3/8" OR 2 3/4" adjustable
Latch Faceplate Size	1" x 2 1/4"	1" x 2 1/4"
Latch Faceplate Options	Springlatch radius corner and circular drive-in faceplates	Springlatch radius corner and circular drive-in faceplates
Strike	1 1/8" x 2 3/4" round corners, strike reinforce	1 5/8" x 2 1/4", radius corner, full lip latch strikes
Keys	None	None
Codes	2 pre-set unique 4-digit access codes, storage of up to 19 access codes	2 pre-set unique 4-digit access codes, storage of up to 19 access codes
Operating Temperatures	Outside lock body (exterior mounted): -35C to 66C Inside lock body (interior mounted): -10C to 50C	Outside lock body (exterior mounted): -35C to 66C Inside lock body (interior mounted): -10C to 50C

LATCHES & STRIKES

FE Keypad Levers

Keyed Latches - Dead Latches

16-086 - Dual Option (Round, Drive-in) - **STANDARD**

16-207 - Square Corner

16-211 - Triple Option (Round, Square, Drive-in)

Strikes

10-027 - Round Corner Full Lip - **STANDARD**

10-001 - Square Corner T Strike

10-026 - Square Corner Full Lip

10-058 - Circular - Adjustable

10-063 - Dual Strikes (Round & Square Full Lip)

10-025 - ANSI Square Corner

BE Keypad Deadbolts

Latches

12-321 - Dual Option (Round, Drive-in) - **STANDARD**

12-288 - Square Corner

12-287 - Triple Option (Round, Square, Drive-in)

12-294 - UL Listed Square Corner with Firecup

12-397 - UL Listed Round Corner with Firecup

Strikes

10-116 - Round Corner Strike with Reinforcer - **STANDARD**

10-092 - Round Corner Full Lip Strike

10-094 - Square Corner Strike with Reinforcer

CODE ENTRY LOCKS

STANDARD FEATURES / CONFIGURATIONS

	Electronic Keypad Lock BE365	Electronic Keypad Lock FE595	Electronic Keypad Lock FE575
Certification	ANSI/BHMA Grade 2	ANSI/BHMA Grade 2	ANSI/BHMA Grade 2
Product Dimensions (inches) (w x h x d)	6.77 x 4.22 x 8.39	3.01 x 6.84 x 6.85	3.01 x 6.84 x 6.85
Weight	5.5 lbs	5.05 lbs	4.25 lbs
Warranty	3 year electronics, limited lifetime mechanical and finish	3 year electronics, limited lifetime mechanical and finish	3 year electronics, limited lifetime mechanical and finish
Battery	9V battery (1)	9V battery (1)	9V battery (1)
Latch Throw	1"	1/2" throw, 7/8" housing diameter	1"
Cylinder	5 pin, C keyway	5 pin, C keyway	5 pin, C keyway
Door Thickness	1 3/8" to 1 3/4"	1 3/8" to 1 3/4"	1 3/8" to 1 3/4"
Cross Bore	2 1/8"	2 1/8"	2 1/8"
Latch Faceplate Size	1"	1" x 2 1/4" radius corner	1"
Latch/Backset	2 3/8" to 2 3/4" adjustable	2 3/8" to 2 3/4" adjustable	2 3/8" to 2 3/4" adjustable
Latch Faceplate Size	1" x 2 1/4"	1" x 2 1/4"	1" x 2 1/4"
Latch Faceplate Options	Round corner, square corner, and drive-in (dual option standard)	Springlatch radius corner and circular drive-in faceplates	Round corner, square corner, and drive-in (dual option standard)
Strike	1 1/8" x 2 3/4" round corners, strike reinforce	1 5/8" x 2 1/4", radius corner, full lip latch strikes	1 1/8" x 2 3/4" round corners, strike reinforce
Keys	2 Keys	2 Keys	2 Keys
Codes	2 pre-set unique 4-digit access codes, pre-set unique 4-digit access codes, storage of up to 19 access codes	2 pre-set unique 4-digit access codes, storage of up to 19 access codes	2 pre-set unique 4-digit access codes, storage of up to 19 access codes
Operating Temperatures	Outside lock body (exterior mounted): -35C to 66C Inside lock body (interior mounted): -10C to 50C	Outside lock body (exterior mounted): -35C to 66C Inside lock body (interior mounted): -10C to 50C	Outside lock body (exterior mounted): -35C to 66C Inside lock body (interior mounted): -10C to 50C

2

PACKAGING & CARTON SPECS

	INDIVIDUAL CARTON				SHIPPER					
	CARTON WEIGHT	HEIGHT	WIDTH	DEPTH	QTY. SHIPPER	CARTON WEIGHT	CU. FT.	HEIGHT	WIDTH	DEPTH
Levers										
E375	3.31	4.63 in.	9.25 in.	5.00 in.	6	20.80	0.83	9.75 in.	9.50 in.	15.50 in.
FE695	4.04	6.00 in.	6.50 in.	9.13 in.	6	27.00	1.44	9.75 in.	12.75 in.	20.00 in.
BE365	5.50	4.22 in.	6.77 in.	8.39 in.	6	33.00	1.00	9.30 in.	13.50 in.	14.10 in.
FE595	5.05	4.75 in.	8.00 in.	9.50 in.	6	30.30	1.50	10.60 in.	14.00 in.	17.00 in.
FE575	4.25	4.75 in.	8.00 in.	9.50 in.	6	25.50	1.50	10.60 in.	14.00 in.	17.00 in.
FE285	5.00	3.88 in.	8.00 in.	16.25 in.	4	21.00	1.36	8.50 in.	16.00 in.	17.30 in.

For Vis Pack carton specs, see page Order-2

Electronic Locks Keypad Locks

Schlage Touch™ Deadbolts



exterior



interior

BE375
Camelot
(CAM)



exterior



interior

BE375
Century
(CEN)

BE375 Series Schlage Touch™ Deadbolts

FINISHES

Function	Style/Design	Packaging	605	608	609	618	619	625	626	505	622	716	613	620	621
BE375	Camelot	Box/Vis	\$245	•	\$245	•	\$245	\$245	\$245	•	\$250	\$250	•	•	•
BE375	Century	Box/Vis	•	•	•	•	245	245	245	•	250	250	•	•	•

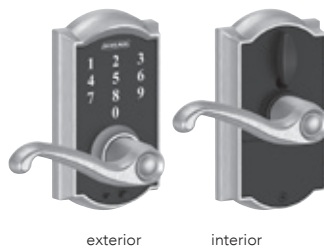
List Price Adders:

Visual Package Options (highlighted) - add \$5 to list price
Triple Option Latch - add \$2 to list price


Schlage Touch™ Keyless Touchscreen levers



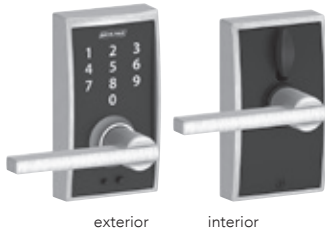
FE695
Camelot x Accent
(CAM) (ACC)



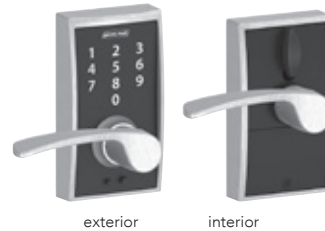
FE695
Camelot x Flair
(CAM) (FLA)



FE695
Century x Broadway
(CEN) (BRW)



FE695
Century x Latitude
(CEN) (LAT)



FE695
Century x Merano
(CEN) (MER)

FE575 Series
Keypad Entry Auto-Locks

FINISHES

Function	Style/Design	Packaging	605	608	609	618	619	625	626	505	622	716	613	620	621
(CAM) Camelot															
FE695	Accent	Box/Vis	\$265	•	\$265	•	\$265	\$265	\$265	•	\$270	\$270	•	•	•
FE695	Flair	Box	265	•	265	•	265	•	265	•	•	270	•	•	•
(CEN) Century															
FE695	Broadway	Box	•	•	•	•	270	270	270	•	275	275	•	•	•
FE695	Elan	Box	•	•	•	•	•	•	265	•	•	•	•	•	•
FE695	Latitude	Box/Vis	•	•	•	•	265	265	265	•	270	270	•	•	•
FE695	Merano	Box	•	•	•	•	270	270	270	•	275	275	•	•	•

List Price Adders:

Visual Package Options (highlighted) - add \$5 to list price
Triple Option Latch - add \$2 to list price

Electronic Locks Keypad Locks

Keypad Deadbolts



exterior



interior

BE365
Camelot
(CAM)



exterior



interior

BE365
Plymouth
(PLY)

BE Series Keypad Locks

FINISHES


Function	Packaging	605	608	609	618	619	625	626	505	622	716	613	620	621	
BE365	Camelot	Box/Vis	•	•	\$215	•	\$215	•	\$215	\$220	•	\$220	•	\$225	•
BE365	Plymouth	Box/Vis	•	•	215	•	215	•	215	220	•	220	•	225	•
BE365F20	Camelot	Box	•	•	225	•	225	•	225	230	•	230	•	235	•
BE365F20	Plymouth	Box	•	•	225	•	225	•	225	230	•	230	•	235	•
BE365F	Camelot UL	Box	•	•	275	•	275	•	275	280	•	280	•	285	•
BE365F	Plymouth UL	Box	•	•	275	•	275	•	275	280	•	280	•	285	•

List Price Adders:

Visual Package Options (highlighted) - add \$5 to list price

Triple Option Latch - add \$2 to list price

Keypad Lever Lock



**FE595 Series
Keypad Locks**

FINISHES


Function	Style/Design	Packaging	605	608	609	618	619	625	626	505	622	716	613	620	621
(CAM) Camelot															
FE595	Accent Lever	Box/Vis	•	•	\$235	•	\$235	•	\$235	\$240	•	\$240	•	\$245	•
FE595	Georgian Knob	Box	•	•	220	•	220	•	•	225	•	225	•	•	•
(PLY) Plymouth															
FE595	Accent Lever	Box	•	•	•	•	235	•	•	•	•	240	•	245	•
FE595	Latitude Lever	Box/Vis	•	•	•	•	235	•	235	•	•	•	•	•	•
FE595	Elan Lever	Box	•	•	•	•	•	•	235	•	•	•	•	•	•
FE595	Flair Lever	Box/Vis	•	•	235	•	235	•	235	240	•	240	•	245	•
FE595	Jazz Lever	Box	•	•	•	•	•	•	235	•	•	•	•	•	•
FE595	Plymouth Knob	Box	•	•	•	•	220	•	•	225	•	•	•	•	•

List Price Adders:

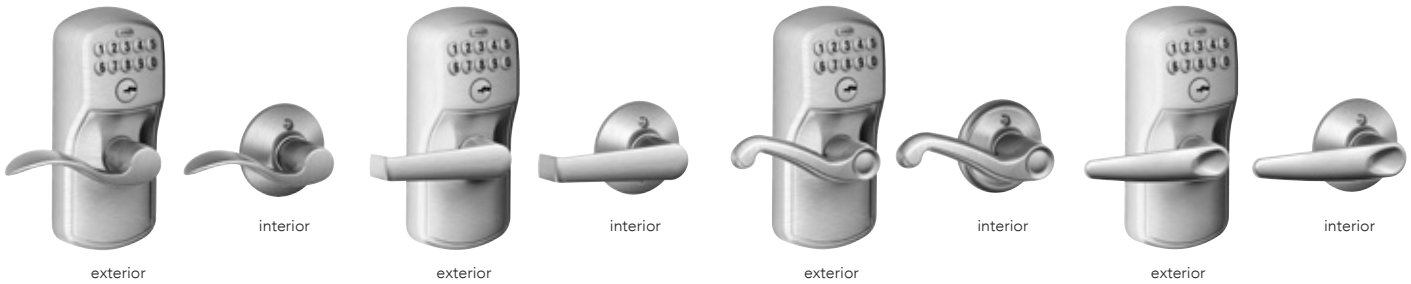
Visual Package Options (highlighted) - add \$5 to list price
 Triple Option Latch - add \$2 to list price

Electronic Locks Keypad Locks

Keypad Lever Auto Locks



FE575
Camelot x Accent
(CAM) (ACC)



FE575
Plymouth x Accent
(PLY) (ACC)

FE575
Plymouth x Elan
(PLY) (ELA)

FE575
Plymouth x Flair
(PLY) (FLA)

FE575
Plymouth x Jazz
(PLY) (JAZ)

FE575 Series Keypad Entry Auto-Locks (cont.)

FINISHES

Function	Style/Design	Packaging	605	608	609	618	619	625	626	505	622	716	613	620	621
(CAM) Camelot															
FE575	Accent Lever		•	•	\$225	•	\$225	•	\$225	\$230	•	\$230	•	\$235	•
(PLY) Plymouth															
FE575	Accent Lever		•	•	•	•	225	•	•	•	•	230	•	235	•
FE575	Elan Lever		•	•	•	•	•	•	225	•	•	•	•	•	•
FE575	Flair Lever		•	•	225	•	225	•	225	230	•	230	•	235	•
FE575	Jazz Lever		•	•	•	•	•	•	225	•	•	•	•	•	•
FE575	Plymouth Knob		•	•	•	•	•	•	•	215	•	•	•	•	•

F Series Handlesets-1
 F Series Decorative Collection . . Handlesets-8
 J Series Handlesets-9

F Series Handlesets
AVAILABLE FUNCTIONS

F58 F59 F60 F62 F92 F94 F93 FE285

ANSI/BHMA A156.36, Grade 1 (F-Series) Entrance Handlesets

F58 – Handleset/Entrance Lock Exterior

- Outside grip and deadbolt trim of F60
- Pair with an F59 for a complete handleset

F59 – Handleset/Entrance Lock Interior

- Inside trim, deadbolt thumbturn, latches, strikes & screws for F60
- Pair with an F58 for a complete handleset

F60 – Single Cylinder Deadbolt/Entrance Lock

- Deadbolt thrown or retracted by key from outside or by inside thumbturn
- Latch retracted by thumbpiece from outside or by inside knob/lever

F62 – Double Cylinder Handleset/Entrance Lock*

- Deadbolt thrown or retracted by key from either side
- Latch retracted by thumbpiece from outside or by inside knob/lever

F92 – Inactive Handleset Exterior

- Outside inactive grip & dummy deadbolt
- Pair with an F94 for a complete inactive handleset

F94 – Inactive Handleset Interior

- Inside inactive knob/lever, blank deadbolt trim & screws
- Pair with an F92 for a complete inactive handleset

F93 – Inactive Handleset

- For use as door pull or as decorative trim on inactive leaf of pair of doors
- Fixed thumbpiece and inside knob/lever
- Decorative deadbolt with inside trim

FE285 - Lower Half - Front Entry Set

- Combine with Electronic Deadbolt for complete Front Entry Set
- Latch retracted by thumbpiece from outside or by inside knob/lever

*CAUTION: Double cylinder locks on residences and any door in any structure which is used for egress are a life safety hazard in times of emergency and their use is not recommended. Installation should be in accordance with existing codes only.

PRODUCT IDENTIFICATION

F	60		CEN	619	MER	CEN	RH	12-322	10-115	KD
Lock Series	Product	Suffix Package	Style	Finish Code	Design	Decorative Trim	Hand	Latch	Strike	Keying

LATCHES & STRIKES

Latches

- 12-322** - Dual Option - Round Corner + Drive-in (16-080 + 12-321)
- 12-326** - Triple Option - Round Corner + Square Corner + Drive-in (16-210 + 12-287)
- 12-353** - F60/62 UL Listed, 1" Square Corner - **STANDARD**
- 12-354** - F60/62 UL Listed, 1" Round Corner

Strikes

- 10-115** - Round Corner Full Lip Strike Set (10-027 + 10-116)
- 10-269** - Round Corner Strike Set (10-026 + 10-027 + 10-116)

STANDARD FEATURES / CONFIGURATIONS

F-Series Entrance Handlesets*

Certification:	ANSI/BHMA A156.36, 2010, Grade 1. Auxiliary lock
Latch:	1" x 2 1/4", 1/4" radius corner faceplate, 1" housing diameter, 1/2" throw springlatch
Deadbolt:	1" x 2 1/4", 1/4" radius corner faceplate, 7/8" housing diameter, 1" throw, latchset number 12-321
Strike:	Part 10-269, includes: 1 1/4" radius round corner deadbolt strike (10-116), 1 square corner full 1 1/4" radius round corner full lip strike (10-027)
Reinforcement:	Door frame reinforcer with 3" screws
Backset:	Universal backset latch and deadbolt, fits either 2 3/8" or 2 3/4" backsets
Cylinder:	5-Pin, keyed 5-Pin, C keyway, keyed different (KD)
Door Range**:	1 5/8" - 1 3/4"
Keys:	Two cut keys per lock, 5-pin, C section
Adjustable Throughbolt:	Adjustable throughbolt can move up and down 1 1/2" to fit a variety of pre-existing holes

*Locks are furnished with standard features unless otherwise specified
To order locks with non-standard features specify non-standard feature desired

**Thick door kit available for door thicknesses up to 2 1/4"
See Parts sections for item number and pricing

FINISH CODES & DESCRIPTIONS

505	605	608	609	613	618	619	620	621	622	625	626	716
Lifetime Bright Brass	Bright Brass (US3)	Satin Brass	Antique Brass (US5)	Oil-Rubbed Bronze (US10B)	Polished Nickel	Satin Nickel (US15)	Antique Pewter (US15A)	Distressed Nickel	Matte Black (US19)	Bright Chrome (US26)	Satin Chrome (US26D)	Aged Bronze

Non-standard finishes are not available.
Full-color swatch examples available on inside Handleset tab.

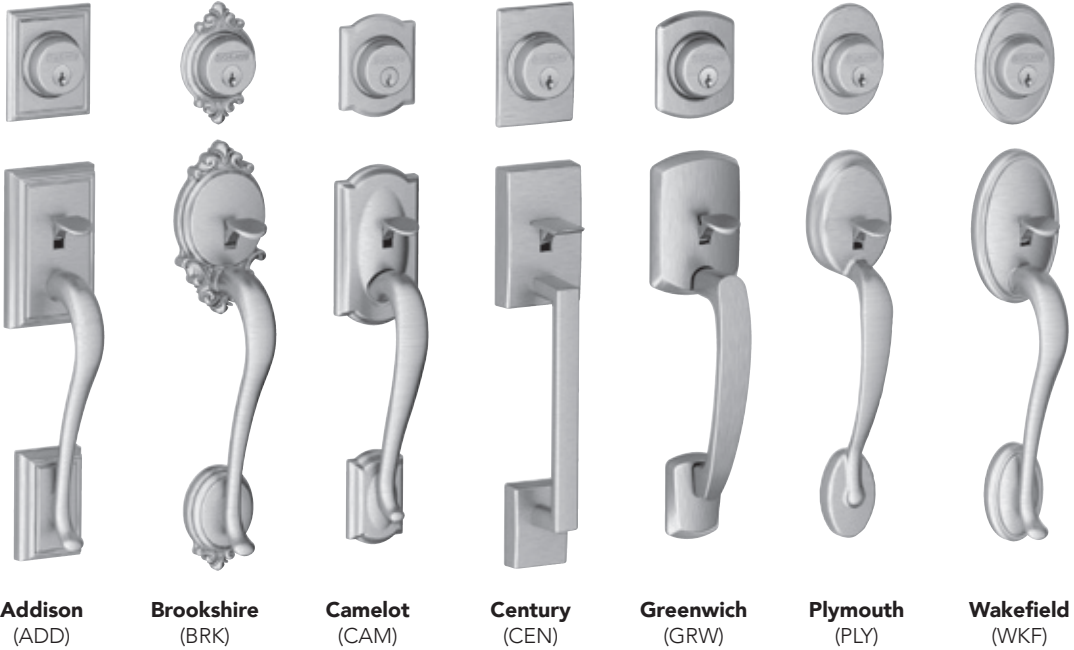
PACKAGING & CARTON SPECS

	INDIVIDUAL CARTON				SHIPPER						
	CARTON WEIGHT	HEIGHT	WIDTH	DEPTH	QTY. SHIPPER	CARTON WEIGHT	CU. FT.	HEIGHT	WIDTH	DEPTH	
Levers											
F58	4.30	3.90 in.	7.97 in.	16.25 in.	4.00	22.00	1.36	8.50 in.	16.00 in.	17.25 in.	
F59	1.75	3.62 in.	4.31 in.	8.06 in.	8.00	20.00	0.94	6.00 in.	15.00 in.	18.00 in.	
F60	6.16	3.90 in.	7.97 in.	16.25 in.	4.00	23.00	1.36	8.50 in.	16.00 in.	17.25 in.	
F62	6.36	3.90 in.	7.97 in.	16.25 in.	4.00	24.00	1.36	8.50 in.	16.00 in.	17.25 in.	
F92	4.30	3.90 in.	7.97 in.	16.25 in.	4.00	22.00	1.36	8.50 in.	16.00 in.	17.25 in.	
F94	1.75	3.62 in.	4.31 in.	8.06 in.	20.00	33.60	1.73	9.13 in.	18.12 in.	18.12 in.	
F93	5.75	3.90 in.	7.97 in.	16.25 in.	4.00	22.00	1.36	8.50 in.	16.00 in.	17.25 in.	

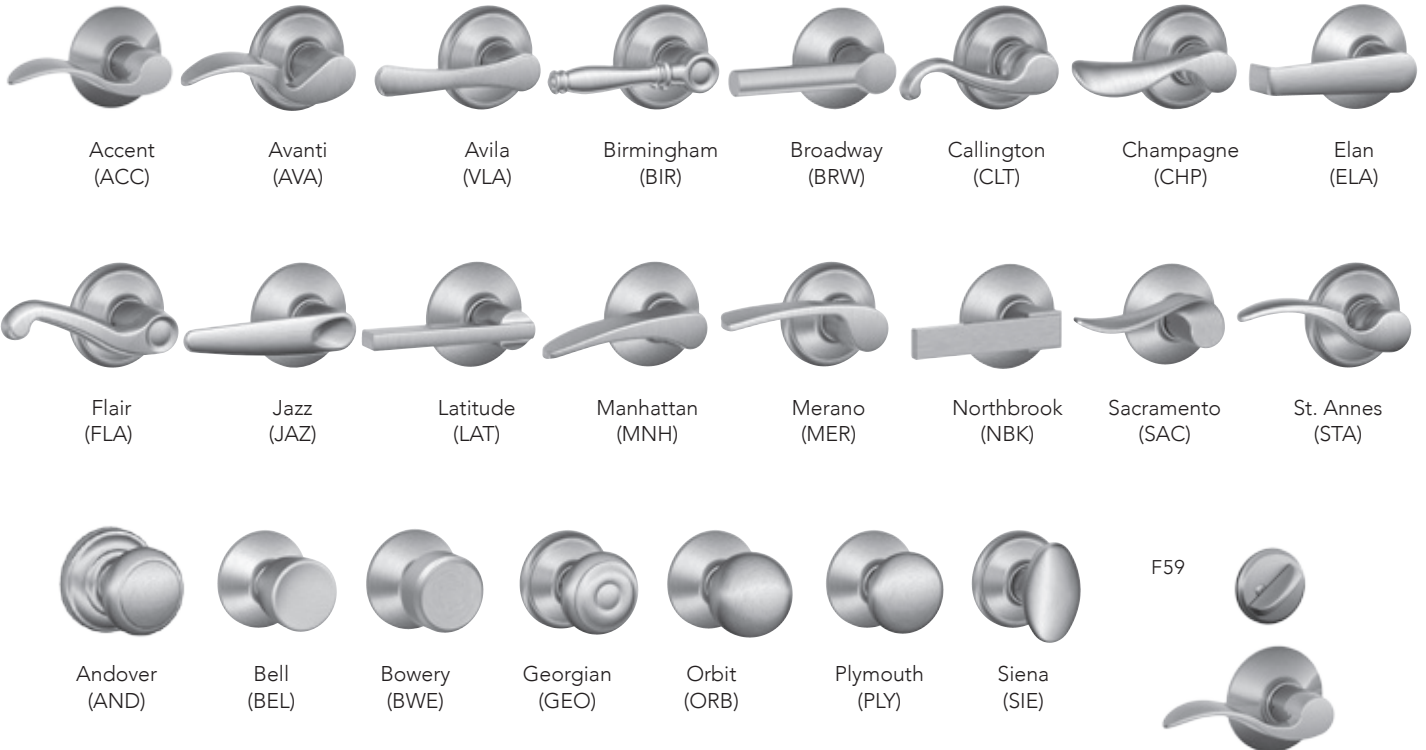
For Vis Pack carton specs, see page Order-2

AVAILABLE STYLES

**F58
Available
Exterior
Styles**



F59 Available Interior Styles



Handlesets F Series

F58 Series

Handleset Exterior

FINISHES

Style/Design	Packaging	605	608	609	618	619	625	626	505	716	613	620	621	622
(ADD) Addison	Box	\$151	•	\$181	•	\$181	\$181	•	\$186	\$186	•	\$201	\$201	\$201
(BRK) Brookshire	Box	151	•	181	•	181	•	•	186	186	•	•	•	201
(CAM) Camelot	Box	146	176	176	•	176	176	•	181	181	196	196	•	196
(CEN) Century	Box	146	•	176	176	176	176	176	181	181	•	•	•	196
(PLY) Plymouth	Box	138	•	168	•	168	168	168	173	173	188	188	•	188
(WKF) Wakefield	Box	151	•	181	181	181	181	181	186	186	201	201	•	201
(NBR) Northbrook	Box	•	•	•	•	182	•	•	•	•	•	•	•	•
(GRW) Greenwich	Box	•	•	•	181	181	181	181	•	186	•	•	•	201

F59 Series

Handleset/Entrance Lock Interior

FINISHES

Style/Design	Packaging	605	608	609	618	619	625	626	505	716	613	620	621	622
Interior Thumbturn & Interior Lever														
(ACC) Accent Lever*	Box	\$99	\$105	\$105	\$105	\$105	\$105	\$105	•	\$107	\$111	\$111	\$111	\$111
(AVA) Avanti Lever*	Box	109	•	115	•	115	115	•	•	117	121	121	•	•
(VLA) Avila Lever	Box	96	•	102	•	102	102	102	•	104	•	•	•	•
(BIR) Birmingham Lever	Box	•	•	•	•	110	110	•	•	112	•	•	•	•
(BRW) Broadway Lever	Box	•	•	•	•	110	110	110	•	112	•	•	•	116
(CLT) Callington Lever*	Box	109	•	115	•	115	115	115	•	117	121	121	•	121
(CHP) Champagne Lever*	Box	109	•	115	•	115	115	115	•	117	121	121	•	•
(ELA) Elan Lever	Box	96	•	102	•	•	102	102	•	104	•	•	•	•
(FLA) Flair Lever*	Box	99	105	105	•	105	105	105	•	107	111	111	•	•
(JAZ) Jazz Lever	Box	96	•	102	•	102	•	102	•	•	•	•	•	•
(LAT) Latitude Lever	Box	•	•	•	105	105	105	105	•	107	•	•	•	111
(MNH) Manhattan Lever*	Box	99	•	•	•	105	105	105	•	•	•	•	•	•
(MER) Merano Lever*	Box	•	•	•	•	110	110	110	•	112	•	•	•	116
(NBK) Northbrook lever	Box	•	•	•	•	110	•	•	•	•	•	•	•	•
(SAC) Sacramento Lever	Box	•	•	•	102	102	102	102	•	104	•	•	•	•
(STA) St. Annes Lever*	Box	104	•	110	•	110	110	110	•	112	116	116	•	•
Interior Thumbturn & Interior Knob														
(AND) Andover Knob	Box	\$84	•	\$90	•	\$90	\$90	\$90	•	\$92	\$96	\$96	•	•
(BEL) Bell Knob	Box	77	•	83	•	•	•	83	•	•	•	•	•	•
(BWE) Bowery Knob	Box	•	•	•	90	90	90	90	•	92	•	•	•	96
(GEO) Georgian Knob	Box	77	83	83	•	83	83	83	•	85	•	89	89	89
(ORB) Orbit Knob	Box	84	•	90	•	90	90	90	•	•	96	96	•	•
(PLY) Plymouth Knob	Box	77	•	83	•	83	83	83	•	85	89	89	•	89
(SIE) Siena Knob	Box	91	•	97	•	97	97	97	•	99	103	103	•	103

*Specify handing

**F92 Series
Inactive Handlesets Exterior**

FINISHES

Style/Design	Packaging	605	608	609	618	619	625	626	505	716	613	620	621	622
(ADD) Addison	Box	\$141	•	\$171	•	\$171	\$171	•	\$176	\$176	•	\$191	\$191	\$191
(BRK) Brookshire	Box	141	•	171	•	171	•	•	176	176	•	•	•	191
(CAM) Camelot	Box	136	•	166	•	166	166	•	171	171	186	186	•	186
(CEN) Century	Box	136	•	166	•	166	166	166	171	171	•	•	•	191
(GRW) Greenwich	Box	•	•	•	•	171	171	171	•	176	•	•	•	191
(PLY) Plymouth	Box	128	•	158	•	158	158	158	163	163	178	178	•	178
(WKF) Wakefield	Box	141	•	171	•	171	171	171	176	176	191	191	•	191

**F94 Series
Inactive Handlesets Interior**

FINISHES

Style/Design	Packaging	605	608	609	618	619	625	626	505	716	613	620	621	622
Interior Levers														
(ACC) Accent Lever*	Box	\$59	\$65	\$65	\$65	\$65	\$65	\$65	•	\$67	\$71	\$71	\$71	\$71
(AVA) Avanti Lever*	Box	69	•	75	•	75	75	•	•	77	81	81	•	•
(VLA) Avila Lever	Box	56	•	62	•	62	62	62	•	64	•	•	•	•
(BIR) Birmingham Lever	Box	•	•	•	•	70	70	•	•	72	•	•	•	•
(BRW) Broadway Lever	Box	•	•	•	•	70	70	70	•	72	•	•	•	76
(CLT) Callington Lever*	Box	69	•	75	•	75	75	75	•	77	81	81	•	•
(CHP) Champagne Lever*	Box	69	•	75	•	75	75	75	•	77	81	81	•	•
(ELA) Elan Lever	Box	56	•	62	•	•	62	62	•	64	•	•	•	•
(FLA) Flair Lever*	Box	59	65	65	•	65	65	65	•	67	71	71	•	•
(JAZ) Jazz Lever	Box	56	•	62	•	62	•	62	•	•	•	•	•	•
(LAT) Latitude Lever	Box	•	•	•	65	65	65	65	•	67	•	•	•	71
(MNH) Manhattan Lever*	Box	59	•	•	•	65	65	65	•	•	•	•	•	•
(MER) Merano Lever*	Box	•	•	•	•	70	70	70	•	72	•	•	•	76
(SAC) Sacramento Lever	Box	•	•	•	62	62	62	62	•	64	•	•	•	•
(STA) St. Annes Lever*	Box	64	•	70	•	70	70	70	•	72	76	76	•	•
Interior Knobs														
(AND) Andover Knob	Box	\$44	•	\$50	•	\$50	\$50	\$50	•	\$52	\$56	\$56	•	•
(BEL) Bell Knob	Box	37	•	43	•	•	•	43	•	•	•	•	•	•
(BWE) Bowery Knob	Box	•	•	•	50	50	50	50	•	52	•	56	•	•
(GEO) Georgian Knob	Box	37	43	43	•	43	43	•	•	45	•	49	49	49
(ORB) Orbit Knob	Box	44	•	50	•	50	50	50	•	•	56	56	•	•
(PLY) Plymouth Knob	Box	37	•	43	•	43	43	43	•	45	49	49	•	49
(SIE) Siena Knob	Box	51	•	57	•	57	57	57	•	59	63	63	•	63

*Specify handing

Welcome **inspiration.**

Schlage's Decorative Collections offer thousands of additional design and finish combinations.

See page Handlesets-8 for details.

Handlesets F Series

F62 Series

Handleset/Entrance Lock Interior

FINISHES

Style/Design	Packaging	605	608	609	618	619	625	626	505	716	613	620	621	622
Camelot Handleset														
(ACC) Accent Lever*	Box	\$275	•	\$311	•	\$311	\$311	•	\$310	\$318	\$337	\$337	•	\$337
(BIR) Birmingham Lever	Box	•	•	•	•	316	316	•	•	323	•	•	•	•
(GEO) Georgian Knob	Box	253	•	289	•	289	289	•	288	296	•	315	•	315
(PLY) Plymouth Knob	Box	253	•	289	•	289	289	•	288	296	315	315	•	•
Addison Handleset														
(ACC) Accent Lever*	Box	\$280	•	\$316	•	\$316	\$316	•	\$315	\$323	•	\$342	\$338	\$342
(BIR) Birmingham Lever	Box	•	•	•	•	321	321	•	•	328	•	•	•	•
(GEO) Georgian Knob	Box	258	•	294	•	294	294	•	293	301	•	320	316	320
(PLY) Plymouth Knob	Box	258	•	294	•	294	294	•	293	301	•	320	•	320
Brookshire Handleset														
(FLA) Flair Lever*	Box	\$280	•	\$316	•	\$316	•	•	\$315	\$323	•	•	•	•
(GEO) Georgian Knob	Box	258	•	294	•	294	•	•	293	301	•	•	•	320
Century Handleset														
(LAT) Latitude Lever	Box	•	•	•	•	\$311	\$311	\$311	•	\$318	•	•	•	•
(MER) Merano Lever*	Box	•	•	•	•	316	316	316	•	323	•	•	•	•
(ORB) Orbit Knob	Box	•	•	•	•	296	296	296	•	•	•	•	•	•
Wakefield Handleset														
(ACC) Accent Lever*	Box	\$280	•	\$316	•	\$316	\$316	\$316	\$315	\$323	\$342	\$342	•	\$342
(AND) Andover Knob	Box	265	•	301	•	301	301	301	•	308	327	327	•	•
(BIR) Birmingham Lever	Box	•	•	•	•	321	321	•	•	328	•	•	•	•
(GEO) Georgian Knob	Box	258	•	294	•	294	294	•	•	301	•	320	•	320
Plymouth Handleset														
(ACC) Accent Lever*	Box	\$267	•	\$303	•	\$303	\$303	\$303	\$302	\$310	\$329	\$329	•	\$329
(BIR) Birmingham Lever	Box	•	•	•	•	308	308	•	•	315	•	•	•	•
(GEO) Georgian Knob	Box	245	•	281	•	281	281	•	280	288	•	307	•	307
(PLY) Plymouth Knob	Box	245	•	281	•	281	281	281	280	288	307	307	•	307

*Specify handing

F60 Series

Handleset Exteriors

FINISHES

Style/Design	Packaging	605	608	609	618	619	625	626	505	716	613	620	621	622
Camelot Handleset														
(ACC) Accent Lever	Vis	\$265	•	•	•	\$301	•	•	•	\$308	•	•	•	•
(AVA) Avanti Lever	Vis	•	•	306	•	306	•	•	•	313	•	•	•	•
(GEO) Georgian Knob	Vis	•	279	279	•	279	•	•	•	286	•	•	•	•
(SIE) Siena Knob	Vis	•	•	•	•	293	•	•	•	300	•	•	•	•
Addison Handleset														
(ACC) Accent Lever	Vis	•	•	•	•	\$306	•	•	•	•	•	•	•	•
(BIR) Birmingham Lever	Vis	•	•	•	•	•	•	•	•	318	•	•	•	•
(GEO) Georgian Knob	Vis	•	•	•	•	•	•	•	•	291	•	•	•	•
Century Handleset														
(LAT) Latitude Lever	Vis	•	•	•	•	\$301	•	•	•	•	•	•	•	•
(MER) Merano Lever	Vis	•	•	•	•	306	•	•	•	313	•	•	•	•
Plymouth Handleset														
(ACC) Accent Lever	Vis	\$257	•	•	•	\$293	•	•	•	•	•	•	•	•
(FLA) Flair Lever	Vis	257	•	293	•	293	•	•	•	300	•	•	•	•
(GEO) Georgian Knob	Vis	235	•	271	•	271	•	•	•	278	•	•	•	•
(PLY) Plymouth Knob	Vis	235	•	271	•	271	•	•	•	278	•	•	•	•

**FE285 Series
Handleset Exterior Options**

FINISHES

Style/Design	Packaging	605	608	609	618	619	625	626	505	716	613	620	621	622
(ADD) Addison	Box	\$121	•	\$151	•	\$151	\$151	•	\$156	\$156	•	\$171	\$171	\$171
(BRK) Brookshire	Box	121	•	151	•	151	•	•	156	156	•	•	•	171
(CAM) Camelot	Box	116	146	146	•	146	146	•	151	151	166	166	•	166
(CEN) Century	Box	116	•	146	•	146	146	146	151	151	•	•	•	166
(GRW) Greenwich	Box	108	•	138	•	138	138	138	143	143	158	158	•	158
(PLY) Plymouth	Box	121	•	151	151	151	151	151	156	156	171	171	•	171
(WKF) Wakefield	Box	•	•	•	151	151	151	151	•	156	•	•	•	171

**FE285 Series
Handleset Interior Options**

FINISHES

Style/Design	Packaging	605	608	609	618	619	625	626	505	716	613	620	621	622
Interior Thumbturn & Interior Lever														
(ACC) Accent Lever*	Box	\$69	\$75	\$75	\$75	\$75	\$75	\$75	•	\$77	\$81	\$81	\$81	\$81
(AVA) Avanti Lever*	Box	79	•	85	•	85	85	•	•	87	91	91	•	•
(VLA) Avila Lever	Box	66	•	72	•	72	72	72	•	74	•	•	•	•
(BIR) Birmingham Lever	Box	•	•	•	•	80	80	•	•	82	•	•	•	•
(BRW) Broadway Lever	Box	•	•	80	•	80	80	80	•	82	•	•	•	86
(CLT) Callington Lever*	Box	79	•	85	•	85	85	85	•	87	91	91	•	•
(CHP) Champagne Lever*	Box	79	•	85	•	85	85	85	•	87	91	91	•	•
(ELA) Elan Lever	Box	66	•	72	•	•	72	72	•	•	•	•	•	•
(FLA) Flair Lever*	Box	69	75	75	•	75	75	75	•	77	81	81	•	•
(JAZ) Jazz Lever	Box	66	•	72	•	72	•	72	•	•	•	•	•	•
(LAT) Latitude Lever	Box	•	•	•	75	75	75	75	•	77	•	•	•	81
(MNH) Manhattan Lever*	Box	69	•	•	•	75	75	75	•	•	•	•	•	•
(MER) Merano Lever*	Box	•	•	•	•	80	80	80	•	82	•	•	•	86
(NBK) Northbrook lever	Box	•	•	•	•	80	•	•	•	•	•	•	•	•
(SAC) Sacramento Lever	Box	66	•	72	72	72	72	72	•	74	•	•	•	•
(STA) St. Annes Lever*	Box	74	•	80	•	80	80	80	•	82	86	86	•	•
Interior Thumbturn & Interior Knob														
(AND) Andover Knob	Box	\$54	•	\$60	•	\$60	\$60	\$60	•	\$62	\$66	\$66	•	•
(BEL) Bell Knob	Box	47	•	53	•	•	•	53	•	•	•	•	•	•
(BWE) Bowery Knob	Box	54	•	60	60	60	60	60	•	62	66	66	•	66
(GEO) Georgian Knob	Box	47	53	53	•	53	53	•	•	55	•	59	59	59
(ORB) Orbit Knob	Box	54	•	60	•	60	60	60	•	•	66	66	•	•
(PLY) Plymouth Knob	Box	47	•	53	•	53	53	53	•	55	59	59	•	59
(SIE) Siena Knob	Box	61	•	67	•	67	67	67	•	69	73	73	•	73

*Specify handing

Welcome **inspiration.**

Schlage's Decorative Collections offer thousands of additional design and finish combinations.


See page Handlesets-8 for details.

Stand out **effortlessly.**


Schlage's Decorative Collections make it easy to match our strength to your style. With more than 1,000 customized design and finish options in all, your decor will be limited by only your imagination.



Pair a knob or lever with our inspired decorative trim options to bring your vision to life.*



* LOCKS SHIP COMPLETE WITH TRIM ATTACHED



Follow these steps for pricing decorative combinations:

1. Locate the list price of the handleset in the Handlesets section.
2. Use the chart below to find the list price adder for the matching Decorative Collection upgrade.
3. Add the list prices together for the total list price of the new combination.

For F60 / F59 / F93 / F94

Finishes available

Decorative trim finish	605	608	609	618	619	625	626	505	716	613	620	621	622
Addison (ADD)	\$16	•	\$16	•	\$16	\$16	•	•	\$16	•	•	\$16	\$16
Andover (AND)	11	•	11	•	11	11	11	11	11	11	11	11	11
Brookshire (BRK)	•	•	16	•	16	•	•	•	16	•	•	•	•
Camelot (CAM)	16	16	16	•	16	16	•	16	16	16	16		16
Century (CEN)	•	•	•	16	16	16	16	•	16	•	•	•	16
Greenwich (GRW)	•	•	•	•	16	16	16	•	16	•	•	•	16
Wakefield (WKF)	16	•	16	16	16	16	16	16	16	16	•	•	•
Greyson (GSN)	•	•	•	11	11	11	•	•	11	•	•	•	11
Upland (ULD)	•	•	•	•	16	•	•	•	•	•	•	•	•
Collins (COL)*	•	•	•	•	16	•	•	•	•	•	•	•	•

* Not available in F58 & F59 - only as part of the ULD



EXAMPLE 1: To Price a F59 ACC 619 CAM

Take the list price of a F59 ACC 619 12-321 10-116 at \$104.00 and add the Camelot Decorative Trim Adder of \$15.00 for a total list price of \$119.00

\$105 (F59 ACC 619)
 + \$16 (Camelot Decorative Trim 619)

\$121 Total cost
 (F59 ACC 619 CAM)

When ordering a Handleset decorative collection product, specify the trim after the finish code
 Example: F59 ACC 619 **CAM** or F59 ACC 619 **ADD**

* Andover & Greyson trim available on interior knob or lever and not on deadbolt

** ULD trim available on interior knob or lever with COL trim on deadbolt.

To order latches and strikes see page HA-28/29

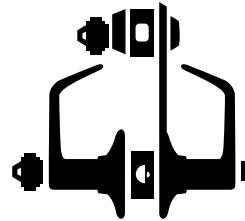
J Series Handlesets
AVAILABLE FUNCTIONS



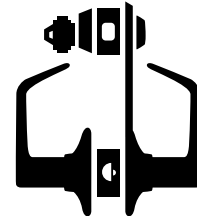
JH58



JH59



JI58/59



JI18/19

**ANSI/BHMA A 156.36, 2010, Grade 3
J Series Entrance Handlesets**

JH58 - Outside Handleset

- Outside grip and deadbolt trim

JH59 - Inside Handleset

- Inside trim, deadbolt thumbturn, latches, strikes & screws

JI58/59 - Keyed Entrance Lock (Interconnect)

- Deadbolt operated by key from outside or by turn unit from inside. Bolt automatically deadlocks when fully thrown
- Outside lever unlocked by key from outside when locked by turn-button in inside lever
- Turning inside lever retracts deadbolt and latch simultaneously for immediate exit
- Latch automatically deadlocks when door is closed
- UL Listed

JI18/19 - Passage Lock with Keyed Deadbolt (Interconnect)

- Deadbolt operated by key from outside or by turn unit from inside
- Bolt automatically deadlocks when fully thrown
- Latch retracted by lever from either side
- Turning inside lever retracts deadbolt and latch simultaneously for immediate exit
- UL Listed

PRODUCT IDENTIFICATION

JH	59		SEV	619	RH	16-068	10-103
Lock Series	Product	Suffix/Package	Style	Finish Code	Hand	Latch	Strike

LATCHES & STRIKES

Latches

16-258* - Triple Option -Round Corner + Square Corner + Drive-in (16-068 + 16-070) - **STANDARD**

* Sold separately as 16-068 and 16-070

Strikes

10-268* - Radius Full Lip + Radius Deadbolt (10-101 + 10-102 + 10-103) - **STANDARD**

* Sold separately as 10-101 and 10-102 and 10-103

NOTE:

- 1) standard latch is Triple Option
- 2) J10 and J40 standard latch is Dual Option 1/4" round faceplate and drive-in latch
- 3) J54 standard latch is Triple Option 1/4" round and square corner drive-in latch

STANDARD FEATURES / CONFIGURATIONS

J Series Entrance Handlesets

Certification:	ANSI/BHMA A156.36, 2010, Grade 3
Deadbolt	Triple Option: 1" x 2 1/4", square corner and 1/4"
Latch:	round faceplates, drive-in latch, 1" housing diameter, 1" throw
Spring Latch:	Triple Option: 1" x 2 1/4", 1/4" round faceplate, drive-in latch
Deadbolt Strike:	1" x 2 1/4", round corner and radius corner, full lip
Latch Strike:	1 5/8" x 2 1/4", radius corner, full lip
Backset:	Adjustable for 2 3/8" or 2 3/4"
Cylinder:	5-pin, C keyway, keyed different (KD)
Door Range:	1 3/8" - 1 3/4"
Keys:	Two brass cut keys per lock, 5-pin, C section

FINISH CODES & DESCRIPTIONS

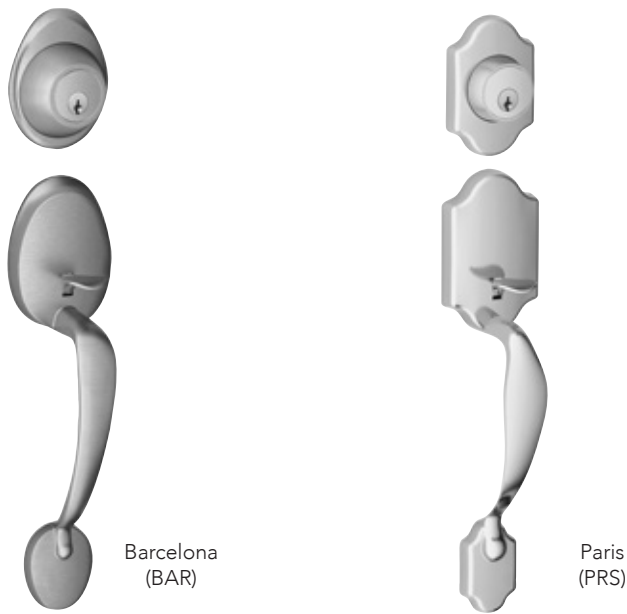
605	609	619	620	625	626	630	716
Bright Brass (US3)	Antique Brass (US5)	Satin Nickel (US15)	Antique Pewter (US15A)	Bright Chrome (US26)	Satin Chrome (US26D)	Satin Stainless Steel (US32D)	Aged Bronze

*Non-standard finishes are not available
Full-color swatch examples available on inside Handleset tab

PACKAGING & CARTON SPECS

	INDIVIDUAL CARTON				SHIPPER						
	CARTON WEIGHT	HEIGHT	WIDTH	DEPTH	QTY. SHIPPER	CARTON WEIGHT	CU. FT.	HEIGHT	WIDTH	DEPTH	
Knobs											
JH58	3.47	3.46 in.	5.51 in.	12.20 in.	4	13.86	0.754	13.6 in.	8.0 in.	12.0 in.	
JH59	1.19	3.11 in.	2.56 in.	7.48 in.	24	28.62	1.142	8.7 in.	13.6 in.	16.8 in.	
JI58	0.64	2.76 in.	3.15 in.	13.39 in.	20	12.8	1.64	14.17 in.	13.39 in.	14.96 in.	
JI59	2.83	3.15 in.	3.94 in.	9.05 in.	12	33.96	1.1	10.35 in.	13.19 in.	13.89 in.	
JI18	1.19	2.79 in.	5.04 in.	6.22 in.	24	28.62	1.8	7.8 in.	18.31 in.	21.77 in.	
JI19	2.83	3.15 in.	3.94 in.	9.05 in.	12	33.96	1.1	10.35 in.	13.19 in.	13.89 in.	

For Vis Pack carton specs, see page Order-2



**JH58 Series
Handleset Exteriors**

FINISHES

Style/Design	Packaging	605	609	619	625	626	630	620	716
Handlesets Outside Trim, JH58 (JH58 + JH59 = complete handleset)									
JH58 (BAR) Barcelona	Box	\$77	\$80	\$80	\$80	•	\$80	\$82	\$82
JH58 (PRS) Paris	Box	80	83	83	83	•	83	•	85
Handlesets Inside Trim, JH59 (JH58 + JH59 = complete handleset)									
JH59 (BYR) Byron Knob	Box	\$52	•	•	•	•	\$55	•	•
JH59 (CNA) Corona Knob	Box	53	56	56	56	•	56	58	58
JH59 (STR) Stratus Knob	Box	53	•	56	56	•	56	•	58
JH59 (DOV) Dover Lever	Box	•	•	65	•	•	65	•	•
JH59* (LAS) LaSalle Lever	Box	63	66	66	•	•	•	•	67
JH59 (MAR) Marin Lever	Box	•	•	65	•	•	65	•	•
JH59* (SEV) Seville Lever	Box	•	•	66	66	•	•	•	68
JH59 (SOL) Solstice Lever	Box	•	•	67	67	67	•	•	69
JH59 (TOR) Torino Lever	Box	•	•	66	66	•	66	68	68

*Specify handing

Handlesets J Series



J118
Marin (MAR)



J119
Marin (MAR)



J158
Torino (TOR)



J159
Torino (TOR)

J1 Series Interconnect Locksets-UL

FINISHES

Style/Design	Packaging	605	609	619	625	626	630	620	716
J158 Interconnect, Exterior Torino (TOR)	Box	•	•	•	•	•	\$64	•	•
J159 Interconnect, Interior Torino (TOR)	Box	•	•	•	•	•	78	•	•
J118 Interconnect, Exterior Marin (MAR)	Box	•	•	•	•	•	56	•	•
J119 Interconnect, Interior Marin (MAR)	Box	•	•	•	•	•	69	•	•

**JH60-Series
Entrance Handlesets**

FINISHES

Style/Design	Packaging	605	609	619	625	626	630	620	716
Barcelona Handleset									
(BYR) Byron Knob	Vis	\$132	\$138
(CNA) Corona Knob	Vis	133	139
(STR) Stratus Knob	Vis	133	139
(DOV) Dover Lever	Vis	142	148
(LAS) LaSalle Lever	Vis	143	149	149
(SEV) Seville Lever	Vis	143	149
Paris Handleset									
(STR) Stratus Knob	Vis	146
(LAS) LaSalle Lever	Vis	.	.	152
(SEV) Seville Lever	Vis	.	.	152	156
(TOR) Torino Lever	Vis	147	153	153	157

Notes

F Series Levers-1
 F Series Decorative Collection Levers-11
 J Series Levers-13

F Series Levers

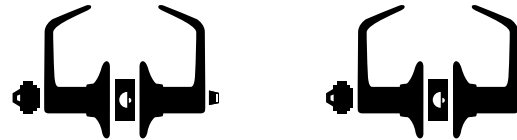
AVAILABLE FUNCTIONS

Non-keyed Locks



Schlage F10 F40 F170
 ANSI F75 F76




Keyed Locks





F51A F80
 F81 F86

ANSI/BHMA A156.2, Grade 2

Non-keyed Locks

-  **F10/F75 – Hall & Closet**
 - Both knobs/levers always unlocked
-  **F40/F76 – Bed & Bath**
 - Push-button locking
 - Can be opened from outside with small circular tool
 - Turning inside knob/lever releases button
-  **F170 – Non-turning**
 - Non-turning trim for one side of door
 - Used for door pull or as matching inactive trim

Keyed Locks

-  **F51A/F81 – Keyed Entry**
 - Keyed entry function unlocks when door is opened from the inside, allowing you to leave quickly, conveniently and re-enter easily
 - Locked by inserting key and rotating cylinder from outside, or manually rotating interior turn-button after exit
-  **F80/F86 – Storeroom Lock**
 - Outside knob/lever fixed. Entrance by key only.
 - Inside knob/lever always unlocked

PRODUCT IDENTIFICATION

F	51A	F	ACC	619	CAM	RH	16-086	10-027	KA4
Lock Series	Product	UL Fire Rated (V - VisPack)	Style	Finish Code	Decorative Trim	Hand	Latch	Strike	Keying

LATCHES & STRIKES

Keyed Latches - Dead Latches

- 16-086** - Dual Option (Round, Drive-in) **STANDARD**
- 16-207** - Square Corner
- 16-211** - Triple Option (Round, Square, Drive-in)
- 16-203** - UL Listed Square Corner with Firecup
- 16-204** - UL Listed Round Corner with Firecup
- 16-126** - 5" Backset, Square Corner

Non Keyed - Spring Latches

- 16-080** - Dual Option (Round, Drive-in) **STANDARD**
- 16-200** - Square Corner
- 16-210** - Triple Option (Round, Square, Drive-in)
- 16-203** - UL Listed Square Corner with Firecup
- 16-204** - UL Listed Round Corner with Firecup

Strikes

- 10-027** - Round Corner Full Lip **STANDARD**
- 10-001** - Square Corner T Strike
- 10-026** - Square Corner Full Lip
- 10-058** - Circular - Adjustable
- 10-063** - Dual Strikes (Round & Square Full Lip)
- 10-025** - ANSI Square Corner

STANDARD FEATURES / CONFIGURATIONS

F-Series Levers/Decorative Trim*

Description

- Certification:** ANSI/BHMA A156.2, 2011, Grade 2. Available UL Listed for 3 hour fire door
- Latch:** 1" x 2 1/4", 1/4" radius corner faceplate, 7/8" housing diameter, 1/2" throw, circular drive-in included, universal latch
- Strike:** 1 5/8" x 2 1/4" radius corner, full lip, no box
- Backset:** Dual backset latches, fits either 2 3/8" or 2 3/4" backsets
- Cylinder:** 5-Pin, C keyway, keyed alike (KA4)
- Door Range:** 1 3/8" - 1 3/4"
- Keys:** Two per lock, 5-pin, C section

* Locks are furnished with standard features unless otherwise specified. To order locks with non-standard features specify non-standard feature desired.

FINISH CODES & DESCRIPTIONS

505	605	608	609	613	618	619	620	621	622	625	626	716
Lifetime Bright Brass	Bright Brass (US3)	Satin Brass	Antique Brass (US5)	Oil-Rubbed Bronze (US10B)	Polished Nickel	Satin Nickel (US15)	Antique Pewter (US15A)	Distressed Nickel	Matte Black (US19)	Bright Chrome (US26)	Satin Chrome (US26D)	Aged Bronze

Non-standard finishes are not available.
Full-color swatch examples available on inside Levers tab.

PACKAGING & CARTON SPECS

	INDIVIDUAL CARTON				SHIPPER						
	CARTON WEIGHT	HEIGHT	WIDTH	DEPTH	QTY. SHIPPER	CARTON WEIGHT	CU. FT.	HEIGHT	WIDTH	DEPTH	
Levers											
F10	1.55	3.25 in.	6.00 in.	7.00 in.	8	12.50	0.760	7.8 in.	12.6 in.	13.5 in.	
F40	1.55	3.25 in.	6.00 in.	7.00 in.	8	12.50	0.760	7.8 in.	12.6 in.	13.5 in.	
F51A	1.55	3.25 in.	6.00 in.	7.00 in.	8	12.50	0.760	7.8 in.	12.6 in.	13.5 in.	
F80	1.55	3.25 in.	6.00 in.	7.00 in.	8	12.50	0.760	7.8 in.	12.6 in.	13.5 in.	
F170	0.80	2.86 in.	4.38 in.	5.66 in.	20	16.00	1.000	6.5 in.	15.3 in.	18.3 in.	
Decorative Collections Levers											
All Levers	1.55	3.25 in.	6.00 in.	7.00 in.	8	19.00	1.090	8.13 in.	12.63 in.	18.4 in.	
F170	1.20	2.86 in.	4.38 in.	5.66 in.	20	25.00	1.000	6.5 in.	15.3 in.	18.3 in.	

For Vis Pack carton specs, see page Order-2

AVAILABLE STYLES



Accent
(ACC)



Avanti
(AVA)



Avila
(VLA)



Birmingham
(BIR)



Broadway
(BRW)



Champagne
(CHP)



Callington
(CLT)



Elan
(ELA)



Flair
(FLA)



Jazz
(JAZ)



Latitude
(LAT)



Manhattan
(MNH)



Merano
(MER)



Northbrook
(NBK)




Sacramento
(SAC)



St. Annes
(STA)

Levers F Series




Jazz
(JAZ)

(JAZ) Jazz

FINISHES

Function	Packaging	605	608	609	618	619	625	626	505	716	613	620	621	622
F10 Hall & Closet	Box	\$46	•	\$52	•	\$52	•	\$52	•	•	•	•	•	•
F40 Bed & Bath	Box	48	•	54	•	54	•	54	•	•	•	•	•	•
F51A Keyed Entry	Box	•	•	•	•	•	•	•	•	•	•	•	•	•
F80 Storeroom	Box	•	•	•	•	•	•	•	•	•	•	•	•	•
F170 Non-turning	Box	23	•	26	•	26	•	26	•	•	•	•	•	•



Elan
(ELA)

RECOMMENDED DECORATIVE TRIM



Elan lever
with Century trim

(ELA) Elan

FINISHES

Function	Packaging	605	608	609	618	619	625	626	505	716	613	620	621	622
F10 Hall & Closet	Box	\$46	•	\$52	•	•	\$52	\$52	•	\$54	•	•	•	•
F40 Bed & Bath	Box	48	•	54	•	•	54	54	•	56	•	•	•	•
F51A Keyed Entry	Box	96	•	102	•	•	102	102	104	104	•	•	•	•
F80 Storeroom	Box	106	•	112	•	•	112	112	114	114	•	•	•	•
F170 Non-turning	Box	23	•	26	•	•	26	26	•	27	•	•	•	•

List Price Adders:

Visual Package Options (highlighted) - add \$5 to list price

Decorative Trim Option - See chart on page Levers-11

Triple Option Latch - add \$2 to list price; Box Pack Only

UL Latch - add \$6 to list price (F10, F51A, F80 Functions Box Pack Only)

Split Finish/Design - add \$6.50 to highest list price; Box Pack Only




Avila
(VLA)



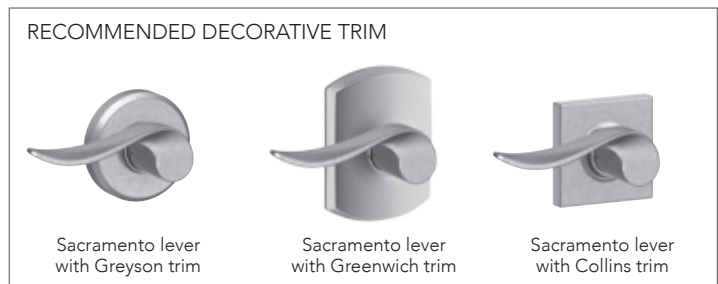
(VLA) Avila

FINISHES

Function	Packaging	605	608	609	618	619	625	626	505	716	613	620	621	622
F10 Hall & Closet	Box	\$46	•	\$52	•	\$52	\$52	\$52	\$54	\$54	•	•	•	•
F40 Bed & Bath	Box	48	•	54	•	54	54	54	•	56	•	•	•	•
F51A Keyed Entry	Box	96	•	102	•	102	102	102	104	104	•	•	•	•
F80 Storeroom	Box	106	•	112	•	112	112	112	114	114	•	•	•	•
F170 Non-turning	Box	23	•	26	•	26	26	26	•	27	•	•	•	•



Sacramento
(SAC)



(SAC) Sacramento

FINISHES

Function	Packaging	605	608	609	618	619	625	626	505	716	613	620	621	622
F10 Hall & Closet	Box/Vis	•	•	•	\$52	\$52	\$52	\$52	•	\$54	•	•	•	•
F40 Bed & Bath	Box/Vis	•	•	•	54	54	54	54	•	56	•	•	•	•
F51A Keyed Entry	Box/Vis	•	•	•	102	102	102	102	•	104	•	•	•	•
F80 Storeroom	Box	•	•	•	112	112	112	112	•	114	•	•	•	•
F170 Non-turning	Box	•	•	•	26	26	26	26	•	27	•	•	•	•

List Price Adders:

- Visual Package Options (highlighted) - add \$5 to list price
- Decorative Trim Option - See chart on page Levers-11
- Triple Option Latch - add \$2 to list price; Box Pack Only
- UL Latch - add \$6 to list price (F10, F51A, F80 Functions Box Pack Only)
- Split Finish/Design - add \$6.50 to highest list price; Box Pack Only

* Specify Handing

Welcome **inspiration.**

Schlage's Decorative Collections offer thousands of additional design and finish combinations.

See page Levers-11 for details.

Levers F Series



Accent
(ACC)

RECOMMENDED DECORATIVE TRIM



Accent lever
with Camelot trim



Accent Lever
with Addison Trim



Accent Lever
with Collins Trim

(ACC) Accent

FINISHES

Function	Packaging	605	608	609	618	619	625	626	505	716	613	620	621	622
F10 Hall & Closet	Box/Vis	\$49	\$55	\$55	\$55	\$55	\$55	\$55	\$57	\$57	\$61	\$61	\$61	\$61
F40 Bed & Bath	Box/Vis	51	57	57	57	57	57	57	•	59	63	63	63	63
F51A Keyed Entry	Box/Vis	99	105	105	105	105	105	105	107	107	111	111	111	111
F80* Storeroom	Box	109	115	115	115	115	115	115	117	117	121	121	121	121
F170* Non-turning	Box/Vis	25	28	28	28	28	28	28	•	29	31	31	31	31



Flair
(FLA)

RECOMMENDED DECORATIVE TRIM



Flair lever
with Addison trim



Flair lever
with Brookshire trim



Flair lever
with Camelot trim

(FLA) Flair

FINISHES

Function	Packaging	605	608	609	618	619	625	626	505	716	613	620	621	622
F10 Hall & Closet	Box/Vis	\$49	\$55	\$55	•	\$55	\$55	\$55	\$57	\$57	\$61	\$61	•	•
F40 Bed & Bath	Box/Vis	51	57	57	•	57	57	57	•	59	63	63	•	•
F51A Keyed Entry	Box/Vis	99	105	105	•	105	105	105	107	107	111	111	•	•
F80* Storeroom	Box	109	115	115	•	115	115	115	117	117	121	121	•	•
F170* Non-turning	Box/Vis	25	28	28	•	28	28	28	•	29	31	31	•	•

List Price Adders:

- Visual Package Options (highlighted) - add \$5 to list price
- Decorative Trim Option - See chart on page Levers-11
- Triple Option Latch - add \$2 to list price; Box Pack Only
- UL Latch - add \$6 to list price (F10, F51A, F80 Functions Box Pack Only)
- Split Finish/Design - add \$6.50 to highest list price; Box Pack Only

* Specify Handing



Latitude (LAT)

RECOMMENDED DECORATIVE TRIM



Latitude lever with Century trim




Latitude lever with Collins trim

(LAT) Latitude

FINISHES

Function	Packaging	605	608	609	618	619	625	626	505	716	613	620	621	622
F10 Hall & Closet	Box /Vis	•	•	•	\$55	\$55	\$55	\$55	•	\$57	•	•	•	\$61
F40 Bed & Bath	Box /Vis	•	•	•	57	57	57	57	•	59	•	•	•	63
F51A Keyed Entry	Box /Vis	•	•	•	105	105	105	105	•	107	•	•	•	111
F80 Storeroom	Box	•	•	•	115	115	115	115	•	117	•	•	•	121
F170 Non-turning	Box	•	•	•	28	28	28	28	•	29	•	•	•	31



Manhattan (MNH)

RECOMMENDED DECORATIVE TRIM



Manhattan lever with Century trim

(MNH) Manhattan

FINISHES

Function	Packaging	605	608	609	618	619	625	626	505	716	613	620	621	622
F10 Hall & Closet	Box	\$49	•	•	•	\$55	\$55	\$55	\$57	•	•	•	•	•
F40 Bed & Bath	Box	51	•	•	•	57	57	57	•	•	•	•	•	•
F51A Keyed Entry	Box	99	•	•	•	105	105	105	107	•	•	•	•	•
F80* Storeroom	Box	•	•	•	•	115	115	115	117	•	•	•	•	•
F170* Non-turning	Box	25	•	•	•	28	28	28	•	•	•	•	•	•

List Price Adders:

- Visual Package Options (highlighted) - add \$5 to list price
- Decorative Trim Option - See chart on page Levers-11
- Triple Option Latch - add \$2 to list price; Box Pack Only
- UL Latch - add \$6 to list price (F10, F51A, F80 Functions Box Pack Only)
- Split Finish/Design - add \$6.50 to highest list price; Box Pack Only

* Specify Handing

Welcome **inspiration.**

Schlage's Decorative Collections offer thousands of additional design and finish combinations.

See page Levers-11 for details.

Levers F Series



Birmingham
(BIR)

RECOMMENDED DECORATIVE TRIM



Birmingham lever
with Brookshire trim

(BIR) Birmingham

FINISHES

Function	Packaging	605	608	609	618	619	625	626	505	716	613	620	621	622
F10 Hall & Closet	Box/Vis	•	•	•	•	\$60	\$60	•	•	\$62	•	•	•	•
F40 Bed & Bath	Box/Vis	•	•	•	•	62	62	•	•	64	•	•	•	•
F51A Keyed Entry	Box/Vis	•	•	•	•	110	110	•	•	112	•	•	•	•
F80 Storeroom	Box	•	•	•	•	120	120	•	•	122	•	•	•	•
F170 Non-turning	Box	•	•	•	•	30	30	•	•	31	•	•	•	•



St. Annes
(STA)

RECOMMENDED DECORATIVE TRIM



St. Annes lever
with Camelot trim

(STA) St. Annes

FINISHES

Function	Packaging	605	608	609	618	619	625	626	505	716	613	620	621	622
F10 Hall & Closet	Box	\$54	•	\$60	•	\$60	\$60	\$60	\$62	\$62	\$66	\$66	•	•
F40 Bed & Bath	Box	56	•	62	•	62	62	62	•	64	68	68	•	•
F51A Keyed Entry	Box	104	•	110	•	110	110	110	112	112	116	116	•	•
F80* Storeroom	Box	114	•	120	•	120	120	120	122	122	126	126	•	•
F170* Non-turning	Box	27	•	30	•	30	30	30	•	31	33	33	•	•

List Price Adders:

- Visual Package Options (highlighted) - add \$5 to list price
- Decorative Trim Option - See chart on page Levers-11
- Triple Option Latch - add \$2 to list price; Box Pack Only
- UL Latch - add \$6 to list price (F10, F51A, F80 Functions Box Pack Only)
- Split Finish/Design - add \$6.50 to highest list price; Box Pack Only

* Specify Handing

Welcome **inspiration.**

Schlage's Decorative Collections offer thousands of additional design and finish combinations.

See page Levers-11 for details.



Merano
(MER)



(MER) Merano

FINISHES

Function	Packaging	605	608	609	618	619	625	626	505	716	613	620	621	622
F10 Hall & Closet	Box/Vis	*	*	*	*	\$60	\$60	\$60	*	\$62	*	*	*	\$66
F40 Bed & Bath	Box/Vis	*	*	*	*	62	62	62	*	64	*	*	*	68
F51A Keyed Entry	Box/Vis	*	*	*	*	110	110	110	*	112	*	*	*	116
F80* Storeroom	Box	*	*	*	*	120	120	120	*	122	*	*	*	126
F170 Non-turning	Box/Vis	*	*	*	*	30	30	30	*	31	*	*	*	33




Broadway
(BRW)



(BRW) Broadway

FINISHES

Function	Packaging	605	608	609	618	619	625	626	505	716	613	620	621	622
F10 Hall & Closet	Box/Vis	*	*	*	*	\$60	\$60	\$60	*	\$62	*	*	*	\$66
F40 Bed & Bath	Box/Vis	*	*	*	*	62	62	62	*	64	*	*	*	68
F51A Keyed Entry	Box/Vis	*	*	*	*	110	110	110	*	112	*	*	*	116
F80* Storeroom	Box	*	*	*	*	120	120	120	*	122	*	*	*	126
F170 Non-turning	Box	*	*	*	*	30	30	30	*	31	*	*	*	33



Northbrook
(NBR)



(NBR) Northbrook

FINISHES

Function	Packaging	605	608	609	618	619	625	626	505	716	613	620	621	622
F10 Hall & Closet	Box/Vis	*	*	*	*	\$60	*	*	*	*	*	*	*	*
F40 Bed & Bath	Box/Vis	*	*	*	*	62	*	*	*	*	*	*	*	*
F51A Keyed Entry	Box/Vis	*	*	*	*	110	*	*	*	*	*	*	*	*
F80* Storeroom	Box	*	*	*	*	120	*	*	*	*	*	*	*	*
F170 Non-turning	Box	*	*	*	*	30	*	*	*	*	*	*	*	*

List Price Adders:

Visual Package Options (highlighted) - add \$5 to list price
 Decorative Trim Option - See chart on page Levers-11
 Triple Option Latch - add \$2 to list price; Box Pack Only

UL Latch - add \$6 to list price (F10, F51A, F80 Functions Box Pack Only)
 Split Finish/Design - add \$6.50 to highest list price; Box Pack Only

* Specify Handing

Levers F Series



Champagne
(CHP)

RECOMMENDED DECORATIVE TRIM



Champagne lever
with Andover trim



Champagne lever
with Wakefield trim

(CHP) Champagne

FINISHES

Function	Packaging	605	608	609	618	619	625	626	505	716	613	620	621	622	
F10	Hall & Closet	Box	\$59	•	\$65	•	\$65	\$65	\$65	\$67	\$67	\$71	\$71	•	•
F40	Bed & Bath	Box	61	•	67	•	67	67	67	•	69	73	73	•	•
F51A	Keyed Entry	Box	109	•	115	•	115	115	115	117	117	121	121	•	•
F80*	Storeroom	Box	119	•	125	•	125	125	125	127	127	131	131	•	•
F170*	Non-turning	Box	30	•	33	•	33	33	33	•	34	36	36	•	•



Avanti
(AVA)

RECOMMENDED DECORATIVE TRIM



Avanti lever
with Camelot trim

(AVA) Avanti

FINISHES

Function	Packaging	605	608	609	618	619	625	626	505	716	613	620	621	622	
F10	Hall & Closet	Box/Vis	\$59	•	\$65	•	\$65	\$65	•	\$67	\$67	\$71	\$71	•	•
F40	Bed & Bath	Box/Vis	61	•	67	•	67	67	•	69	73	73	•	•	
F51A	Keyed Entry	Box/Vis	109	•	115	•	115	115	•	117	117	121	121	•	•
F80*	Storeroom	Box	119	•	125	•	125	125	•	127	127	131	131	•	•
F170*	Non-turning	Box/Vis	30	•	33	•	33	33	•	34	36	36	•	•	



Callington
(CLT)

RECOMMENDED DECORATIVE TRIM



Callington lever
with Brookshire trim

(CLT) Callington

FINISHES

Function	Packaging	605	608	609	618	619	625	626	505	716	613	620	621	622	
F10	Hall & Closet	Box	\$59	•	\$65	•	\$65	\$65	\$65	\$67	\$67	\$71	\$71	•	\$71
F40	Bed & Bath	Box	61	•	67	•	67	67	67	•	69	73	73	•	73
F51A	Keyed Entry	Box	109	•	115	•	115	115	115	117	117	121	121	•	121
F80*	Storeroom	Box	119	•	125	•	125	125	125	127	127	131	131	•	131
F170*	Non-turning	Box	30	•	33	•	33	33	33	•	34	36	36	•	36

List Price Adders:

Visual Package Options (highlighted) - add \$5 to list price

Decorative Trim Option - See chart on page Levers-11

Triple Option Latch - add \$2 to list price; Box Pack Only

UL Latch - add \$6 to list price (F10, F51A, F80 Functions Box Pack Only)

Split Finish/Design - add \$6.50 to highest list price; Box Pack Only

* Specify Handing

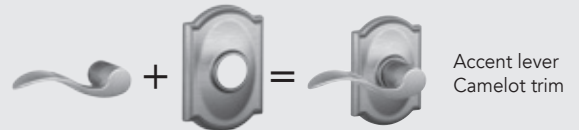
Decorative collection is only available with F Series

Stand out **effortlessly.**


Schlage's Decorative Collections make it easy to match our strength to your style. With more than 1,000 customized design and finish options in all, your decor will be limited by only your imagination.



Pair a knob or lever with our inspired decorative trim options to bring your vision to life.*



* LOCKS SHIP COMPLETE WITH TRIM ATTACHED



Follow these steps for pricing decorative combinations:

1. Locate the price of the standard knob or lever from the Knobs/Levers section.
2. Use the chart below to find the list price adder for the matching Decorative Collection upgrade.
3. Add the prices together for the total cost of the new combinations.

*Decorative trim are staked on the lock chassis for strength and durability and can only be ordered as a complete lock product.

Finishes available

Decorative trim finish	605	608	609	618	619	625	626	505	716	613	620	621	622
Addison (ADD)	\$16	•	\$16	•	\$16	\$16	•	\$16	\$16	•	\$16	\$16	\$16
Brookshire (BRK)	16	•	16	•	16	•	•	16	16	•	•	•	16
Camelot (CAM)	16	16	16	•	16	16	•	16	16	16	16	•	16
Century (CEN)	16	•	•	16	16	16	16	16	16	•	•	•	16
Collins (COL)	•	•	•	•	5	•	•	•	•	•	•	•	•
Greenwich (GRW)	•	•	•	16	16	16	16	•	16	•	•	•	16
Wakefield (WKF)	16	•	16	16	16	16	16	16	16	16	•	•	16
Upland (ULD)	•	•	•	•	16	•	•	•	•	•	•	•	•
Andover (AND)*	11	•	11	•	11	11	11	11	11	11	11	•	11
Greyson (GSN)*	•	•	•	11	11	11	11	•	11	•	•	•	11



EXAMPLE 1: To price a Accent passage lever with an Addison trim in Antique Pewter Take the price listed in the price book for the F10 ACC 620 and add the additional charge from the chart above

\$61 (F10 ACC 620)
 + \$16 (Addison Decorative Trim 620)

\$77 Total cost
 (F10 ACC 620 ADD)

When ordering a decorative collection product, specify the trim at the end of the product code
 Example: F40 ACC 716 **CAM** or F170 LAT 625 **CEN**

NOTE: The deco trim cost for an F170 is 50% of the cost listed on this chart
 AND and GSN deco trim are not available for PLY or GEO styles

*Greyson and Andover are not available in B60 or F59 functions
 *Greyson and Andover feature concealed screws

**To order
latches and strikes
see page HA-28/29**

J Series Levers

AVAILABLE FUNCTIONS

Non-keyed Locks



J10
F75



J40
F77



J170

Keyed Locks



J54
F82

ANSI

**ANSI/BHMA A156.2, 2011, Grade 3
J Series Levers**

Non-keyed Locks

J10/F75 - Hall & Closet

- Both levers always unlocked

J40/F77 - Bed & Bath

- Turn-button locking. Can be opened from outside by turning outside turn mechanism
- From interior, turning inside turn-button releases inside lever

J170 - Non-turning

- Non-turning trim for one side of door
- Used for door pull or as matching inactive trim

Keyed Locks

J54/F82 - Keyed Entry

- Keyed entry function unlocks when door is opened from the inside, allowing you to leave quickly, conveniently and re-enter easily
- Locked by inserting key and rotating cylinder from outside, or manually rotating interior turn-button after exit

PRODUCT IDENTIFICATION

J	54	F	SEV	619	16-255	10-101	KA4
Lock Series	Product	UL Fire Rated	Design	Finish Code	Latch	Strike	Keying

LATCHES & STRIKES

Keyed Latches - Dead Latches

16-255 - Triple Option (Round, Square, Drive-in) - **STANDARD**

16-061 - UL Listed, Square Corner

Non Keyed - Spring Latches

16-254 - Dual Option (Round, Drive-in) - **STANDARD**

16-070 - Triple Option Spring Latch for handlesets

Strikes

10-101 - Round Corner Full Lip - **STANDARD**

10-100 - Square Corner Full Lip

10-102 - Round Corner Full Lip

10-099 - Square Strike Plate & Strike Frame Reinforcer

STANDARD FEATURES / CONFIGURATIONS

J Series Levers

	Description
Certification:	ANSI/BHMA A156.2, 2011, Grade 3
Latch:	Dual Option: 1" x 2 1/4", 1/4" round faceplate and drive-in Triple Option: 1" x 2 1/4", square corner and 1/4" round faceplate, drive-in latch (J54)
Strike:	1 5/8" x 2 1/4", radius corner, full lip, no box
Backset:	Adjustable for 2 3/8" or 2 3/4"
Cylinder:	5-pin, C keyway, keyed alike (KA4)
Door Range:	1 3/8" - 1 3/4"
Keys:	Two brass cut keys per lock, 5-pin, C section

FINISH CODES & DESCRIPTIONS

605	609	619	620	625	626	630	716
Bright Brass (US3)	Antique Brass (US5)	Satin Nickel (US15)	Antique Pewter (US15A)	Bright Chrome (US26)	Satin Chrome (US26D)	Satin Stainless Steel (US32D)	Aged Bronze

*Non-standard finishes are not available
Full-color swatch examples available on inside Levers tab

PACKAGING & CARTON SPECS

	INDIVIDUAL CARTON				SHIPPER						
	CARTON WEIGHT	HEIGHT	WIDTH	DEPTH	QTY. SHIPPER	CARTON WEIGHT	CU. FT.	HEIGHT	WIDTH	DEPTH	
Levers											
J10	1.58	3.07 in.	5.71 in.	6.69 in.	24	37.84	2.143	14.8 in.	13.7 in.	18.3 in.	
J40	1.58	3.07 in.	5.71 in.	6.69 in.	24	37.84	2.143	14.8 in.	13.7 in.	18.3 in.	
J54	1.58	3.07 in.	5.71 in.	6.69 in.	24	37.84	2.143	14.8 in.	13.7 in.	18.3 in.	
J170	0.56	2.44 in.	2.64 in.	5.43 in.	50	28.16	1.420	12.2 in.	13.7 in.	14.7 in.	
J10F	1.58	3.07 in.	5.71 in.	6.69 in.	24	37.84	2.143	14.8 in.	13.7 in.	18.3 in.	
J54F	1.58	3.07 in.	5.71 in.	6.69 in.	24	37.84	2.143	14.8 in.	13.7 in.	18.3 in.	


For Vis Pack carton specs, see page Order-2



J10
Dover (DOV)

(DOV) Dover

			FINISHES							
Function		Packaging	605	609	619	625	626	630	620	716
J10	Hall & Closet	Box/Vis	\$32	\$35	\$35	•	•	\$35	•	•
J40	Bed & Bath	Box/Vis	34	37	37	•	•	37	•	•
J54	Keyed Entry	Box/Vis	47	50	50	•	•	50	•	•
J170	Non-turning	Box/Vis	16	18	18	•	•	18	•	•



J10
Marin (MAR)

(MAR) Marin

			FINISHES							
Function		Packaging	605	609	619	625	626	630	620	716
J10	Hall & Closet	Box	•	•	\$35	•	•	\$35	•	•
J40	Bed & Bath	Box	•	•	37	•	•	37	•	•
J54	Keyed Entry	Box	•	•	50	•	•	50	•	•
J170	Non-turning	Box	•	•	18	•	•	18	•	•



J10
Solstice (SOL)

(SOL) Solstice

			FINISHES							
Function		Packaging	605	609	619	625	626	630	620	716
J10	Hall & Closet	Box	•	•	\$37	\$37	\$37	•	•	\$39
J40	Bed & Bath	Box	•	•	39	39	39	•	•	41
J54	Keyed Entry	Box	•	•	52	52	52	•	•	54
J170	Non-turning	Box	•	•	19	19	19	•	•	20

List Price Adders:

Visual Package Options (highlighted) - add \$3 to list price

Visual Package **ONLY** (highlighted) - add \$3 to list price

UL Latch - add \$6 to list price (J10F, J54F)

*Specify handing

NOTE:

- 1) J10 and J40 standard latch is Dual Option (Round, Drive-in)
- 2) J54 standard latch is Triple Option (Round, Square, Drive-in)

Levers J Series




J10
LaSalle (LAS)

(LAS) LaSalle

FINISHES

Function		Packaging	605	609	619	625	626	630	620	716
J10	Hall & Closet	Box/Vis	\$33	\$36	\$36	•	•	•	•	\$38
J40	Bed & Bath	Box/Vis	35	38	38	•	•	•	•	40
J54	Keyed Entry	Box/Vis	48	51	51	•	•	•	•	53
J170*	Non-turning	Box/Vis	17	18	18	•	•	•	•	19



J10
Seville (SEV)

(SEV) Seville

FINISHES

Function		Packaging	605	609	619	625	626	630	620	716
J10	Hall & Closet	Box/Vis	\$33	\$36	\$36	\$36	•	•	•	\$38
J40	Bed & Bath	Box/Vis	35	38	38	38	•	•	•	40
J54	Keyed Entry	Box/Vis	48	51	51	51	•	•	•	53
J170*	Non-turning	Box	17	18	18	18	•	•	•	19



J10
Torino (TOR)

(TOR) Torino

FINISHES

Function		Packaging	605	609	619	625	626	630	620	716
J10	Hall & Closet	Box/Vis	\$33	\$36	\$36	\$36	•	\$36	\$38	\$38
J40	Bed & Bath	Box/Vis	35	38	38	38	•	38	40	40
J54	Keyed Entry	Box/Vis	48	51	51	51	•	51	53	53
J170	Non-turning	Box/Vis	17	18	18	18	•	18	19	19

List Price Adders:

Visual Package Options (highlighted) - add \$3 to list price

Visual Package **ONLY** (highlighted) - add \$3 to list price

UL Latch - add \$6 to list price (J10F, J54F)

*Specify handing

NOTE:


- 1) J10 and J40 standard latch is Dual Option (Round, Drive-in)
- 2) J54 standard latch is Triple Option (Round, Square, Drive-in)

F Series Knobs-1
 F Series Decorative Collection Knobs-8
 J Series Knobs-9

F Series Knobs

AVAILABLE FUNCTIONS




Non-keyed Locks




Schlage F10 F40 F170
 ANSI F75 F76

ANSI/BHMA A156.2, Grade 2

Non-keyed Locks



-  **F10/F75 – Hall & Closet**
 - Both knobs/levers always unlocked
-  **F40/F76 – Bed & Bath**
 - Push-button locking
 - Can be opened from outside with small circular tool
 - Turning inside knob/lever releases button
-  **F170 – Non-turning**
 - Non-turning trim for one side of door
 - Used for door pull or as matching inactive trim

Keyed Locks



F51A F80
 F81 F86

Keyed Locks

-  **F51A/F81 – Keyed Entry**
 - Keyed entry function unlocks when door is opened from the inside, allowing you to leave quickly, conveniently and re-enter easily
 - Locked by inserting key and rotating cylinder from outside, or manually rotating interior turn-button after exit
-  **F80/F86 – Storeroom Lock**
 - Outside knob/lever fixed. Entrance by key only.
 - Inside knob/lever always unlocked

PRODUCT IDENTIFICATION

F	51A	F	PLY	619	CAM	RH	16-086	10-027	KA4
Lock Series	Product	UL Fire Rated (V - VisPack)	Style	Finish Code	Decorative Trim	Hand	Latch	Strike	Keying

LATCHES & STRIKES

- Keyed Latches - Dead Latches**
- 16-086** - Dual Option (Round, Drive-in) **STANDARD**
 - 16-207** - Square Corner
 - 16-211** - Triple Option (Round, Square, Drive-in)
 - 16-203** - UL Listed Square Corner with Firecup
 - 16-204** - UL Listed Round Corner with Firecup
 - 16-126** - 5" Backset, Square Corner

- Non Keyed - Spring Latches**
- 16-080** - Dual Option (Round, Drive-in) **STANDARD**
 - 16-200** - Square Corner
 - 16-210** - Triple Option (Round, Square, Drive-in)
 - 16-203** - UL Listed Square Corner with Firecup
 - 16-204** - UL Listed Round Corner with Firecup

- Strikes**
- 10-027** - Round Corner Full Lip **STANDARD**
 - 10-001** - Square Corner T Strike
 - 10-026** - Square Corner Full Lip
 - 10-058** - Circular - Adjustable
 - 10-063** - Dual Strikes (Round & Square Full Lip)
 - 10-025** - ANSI Square Corner

STANDARD FEATURES / CONFIGURATIONS

F-Series Knobs/Decorative Trim*

Description

- Certification:** ANSI/BHMA A156.2, 2011, Grade 2. Available UL Listed for 3 hour fire door
- Latch:** 1" x 2 1/4", 1/4" radius corner faceplate, 7/8" housing diameter, 1/2" throw, circular drive-in included, universal latch
- Strike:** 1 5/8" x 2 1/4" radius corner, full lip, no box
- Backset:** Dual backset latches, fits either 2 3/8" or 2 3/4" backsets
- Cylinder:** 5-Pin, C keyway, keyed alike (KA4)
- Door Range:** 1 3/8" - 1 3/4"
- Keys:** Two per lock, 5-pin, C section

* Locks are furnished with standard features unless otherwise specified. To order locks with non-standard features specify non-standard feature desired.

FINISH CODES & DESCRIPTIONS

505	605	608	609	613	618	619	620	621	622	625	626	716
Lifetime Bright Brass	Bright Brass (US3)	Satin Brass	Antique Brass (US5)	Oil-Rubbed Bronze (US10B)	Polished Nickel	Satin Nickel (US15)	Antique Pewter (US15A)	Distressed Nickel	Matte Black (US19)	Bright Chrome (US26)	Satin Chrome (US26D)	Aged Bronze

Non-standard finishes are not available.
Full-color swatch examples available on inside Knobs tab.

PACKAGING & CARTON SPECS

	INDIVIDUAL CARTON				SHIPPER						
	CARTON WEIGHT	HEIGHT	WIDTH	DEPTH	QTY. SHIPPER	CARTON WEIGHT	CU. FT.	HEIGHT	WIDTH	DEPTH	
Knobs											
F10	1.55	3.06 in.	4.37 in.	8.14 in.	20	31.00	1.520	9.0 in.	15.6 in.	18.8 in.	
F40	1.55	3.06 in.	4.37 in.	8.14 in.	20	31.00	1.520	9.0 in.	15.6 in.	18.8 in.	
F51A	1.55	3.06 in.	4.37 in.	8.14 in.	20	31.00	1.520	9.0 in.	15.6 in.	18.8 in.	
F80	1.55	3.06 in.	4.37 in.	8.14 in.	20	31.00	1.520	9.0 in.	15.6 in.	18.8 in.	
F170	0.45	2.77 in.	3.60 in.	3.88 in.	20	9.00	0.575	4.8 in.	14.5 in.	15.0 in.	
Decorative Collections Knobs											
All Knobs	1.55	3.25 in.	6.00 in.	7.00 in.	8	15.00	1.090	8.13 in.	12.63 in.	18.4 in.	
F170	1.20	2.86 in.	4.38 in.	5.66 in.	20	25.00	1.000	6.5 in.	15.3 in.	18.3 in.	

For Vis Pack carton specs, see page Order-2

AVAILABLE STYLES



Andover
(AND)



Bell
(BEL)



Bowery
(BWE)



Georgian
(GEO)



Orbit
(ORB)



Plymouth
(PLY)



Siena
(SIE)

Knobs F Series



Bell
(BEL)

(BEL) Bell

FINISHES

Function	Packaging	605	608	609	618	619	625	626	505	716	613	620	621	622
F10 Hall & Closet	Box/Vis	\$27	•	\$33	•	•	•	\$33	\$35	•	•	•	•	•
F40 Bed & Bath	Box/Vis	29	•	35	•	•	•	35	•	•	•	•	•	•
F51A Keyed Entry	Box/Vis	47	•	53	•	•	•	53	55	•	•	•	•	•
F80 Storeroom	Box	57	•	63	•	•	•	63	65	•	•	•	•	•
F170 Non-turning	Box/Vis	14	•	17	•	•	•	17	•	•	•	•	•	•



Plymouth
(PLY)

RECOMMENDED DECORATIVE TRIM



Plymouth knob
with Camelot trim



Plymouth knob
with Greenwich trim

(PLY) Plymouth

FINISHES

Function	Packaging	605	608	609	618	619	625	626	505	716	613	620	621	622
F10 Hall & Closet	Box/Vis	\$27	•	\$33	•	\$33	\$33	\$33	\$35	\$35	\$39	\$39	•	\$39
F40 Bed & Bath	Box/Vis	29	•	35	•	35	35	35	37	37	41	41	•	41
F51A Keyed Entry	Box/Vis	47	•	53	•	53	53	53	55	55	59	59	•	59
F80 Storeroom	Box	57	•	63	•	63	63	63	65	65	69	69	•	69
F170 Non-turning	Box/Vis	14	•	17	•	17	17	17	•	18	20	20	•	20

List Price Adders:

- Visual Package Options (highlighted) - add \$5 to list price
- Decorative Trim Option - See chart on page Knobs-8
- Triple Option Latch - add \$2 to list price; Box Pack Only
- UL Latch - add \$6 to list price (F10, F51A, F80 Functions Box Pack Only)
- Split Finish/Design - add \$6.50 to highest list price; Box Pack Only



Georgian (GEO)

RECOMMENDED DECORATIVE TRIM



Georgian knob with Camelot trim



Georgian knob with Brookshire trim

(GEO) Georgian

FINISHES

Function	Packaging	605	608	609	618	619	625	626	505	716	613	620	621	622
F10 Hall & Closet	Box/Vis	\$27	\$33	\$33	•	\$33	\$33	•	\$35	\$35	•	\$39	\$39	\$39
F40 Bed & Bath	Box/Vis	29	35	35	•	35	35	•	•	37	•	41	41	41
F51A Keyed Entry	Box/Vis	47	53	53	•	53	53	•	55	55	•	59	59	59
F80 Storeroom	Box	57	63	63	•	63	63	•	65	65	•	69	69	69
F170 Non-turning	Box/Vis	14	17	17	•	17	17	•	•	18	•	20	20	20

List Price Adders:

- Visual Package Options (highlighted) - add \$5 to list price
- Decorative Trim Option - See chart on page Knobs-8
- Triple Option Latch - add \$2 to list price; Box Pack Only
- UL Latch - add \$6 to list price (F10, F51A, F80 Functions Box Pack Only)
- Split Finish/Design - add \$6.50 to highest list price; Box Pack Only

Welcome **inspiration.**

Schlage's Decorative Collections offer thousands of additional design and finish combinations.

See page Knobs-8 for details.

Knobs F Series



Andover
(AND)

RECOMMENDED DECORATIVE TRIM



Andover knob
with Addison trim



Andover knob
with Andover trim

(AND) Andover

FINISHES

Function	Packaging	605	608	609	618	619	625	626	505	716	613	620	621	622
F10 Hall & Closet	Box	\$34	•	\$40	•	\$40	\$40	\$40	\$42	\$42	\$46	\$46	•	•
F40 Bed & Bath	Box	36	•	42	•	42	42	42	•	44	48	48	•	•
F51A Keyed Entry	Box	54	•	60	•	60	60	60	62	62	66	66	•	•
F80 Storeroom	Box	64	•	70	•	70	70	70	72	72	76	76	•	•
F170 Non-turning	Box	17	•	20	•	20	20	20	•	21	23	23	•	•



Bowery
(BWE)

RECOMMENDED DECORATIVE TRIM



Bowery knob
with Greyson trim



Bowery knob
with Century trim

(BWE) Bowery

FINISHES

Function	Packaging	605	608	609	618	619	625	626	505	716	613	620	621	622
F10 Hall & Closet	Box/Vis	•	•	•	\$40	\$40	\$40	\$40	•	\$42	•	•	•	\$46
F40 Bed & Bath	Box/Vis	•	•	•	42	42	42	42	•	44	•	•	•	48
F51A Keyed Entry	Box/Vis	•	•	•	60	60	60	60	•	62	•	•	•	66
F80 Storeroom	Box	•	•	•	70	70	70	70	•	72	•	•	•	76
F170 Non-turning	Box/Vis	•	•	•	20	20	20	20	•	21	•	•	•	23



Orbit
(ORB)

RECOMMENDED DECORATIVE TRIM



Orbit knob
with Century trim



Orbit knob
with Collins trim

(ORB) Orbit

FINISHES

Function	Packaging	605	608	609	618	619	625	626	505	716	613	620	621	622
F10 Hall & Closet	Box	\$34	•	\$40	•	\$40	\$40	\$40	\$42	•	\$46	\$46	•	•
F40 Bed & Bath	Box	36	•	42	•	42	42	42	•	•	48	48	•	•
F51A Keyed Entry	Box	54	•	60	•	60	60	60	62	•	66	66	•	•
F80 Storeroom	Box	64	•	70	•	70	70	70	72	•	76	76	•	•
F170 Non-turning	Box	17	•	20	•	20	20	20	•	•	23	23	•	•

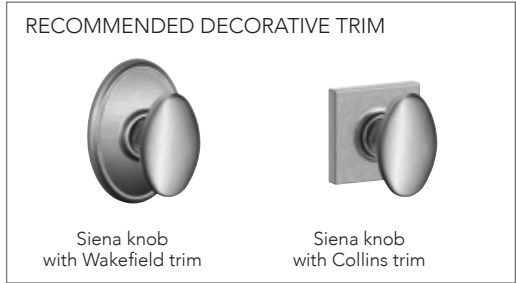
List Price Adders:

Visual Package Options (highlighted) - add \$5 to list price
 Decorative Trim Option - See chart on page Knobs-8
 Triple Option Latch - add \$2 to list price; Box Pack Only

UL Latch - add \$6 to list price (F10, F51A, F80 Functions Box Pack Only)
 Split Finish/Design - add \$6.50 to highest list price; Box Pack Only



Siena
(SIE)



(SIE) Siena

FINISHES

Function	Packaging	605	608	609	618	619	625	626	505	716	613	620	621	622	
F10	Hall & Closet	Box/Vis	\$41	•	\$47	•	\$47	\$47	\$47	\$49	\$49	\$53	\$53	•	\$53
F40	Bed & Bath	Box/Vis	43	•	49	•	49	49	49	•	51	55	55	•	55
F51A	Keyed Entry	Box/Vis	61	•	67	•	67	67	67	69	69	73	73	•	73
F80	Storeroom	Box	71	•	77	•	77	77	77	79	79	83	83	•	83
F170	Non-turning	Box/Vis	21	•	24	•	24	24	24	•	25	27	27	•	27

List Price Adders:

- Visual Package Options (highlighted) - add \$5 to list price
- Decorative Trim Option - See chart on page Knobs-8
- Triple Option Latch - add \$2 to list price; Box Pack Only
- UL Latch - add \$6 to list price (F10, F51A, F80 Functions Box Pack Only)
- Split Finish/Design - add \$6.50 to highest list price; Box Pack Only

Welcome **inspiration.**

Schlage's Decorative Collections offer thousands of additional design and finish combinations.


See page Knobs-8 for details.

Stand out **effortlessly.**


Schlage's Decorative Collections make it easy to match our strength to your style. With more than 1,000 customized design and finish options in all, your decor will be limited by only your imagination.



Pair a knob or lever with our inspired decorative trim options to bring your vision to life.*



* LOCKS SHIP COMPLETE WITH TRIM ATTACHED



Follow these steps for pricing decorative combinations:

1. Locate the price of the standard knob or lever from the Knobs/Levers section.
2. Use the chart below to find the list price adder for the matching Decorative Collection upgrade.
3. Add the prices together for the total cost of the new combinations.

*Decorative trim are staked on the lock chassis for strength and durability and can only be ordered as a complete lock product.

Finishes available

Decorative trim finish	605	608	609	618	619	625	626	505	716	613	620	621	622
Addison (ADD)	\$16	•	\$16	•	\$16	\$16	•	\$16	\$16	•	\$16	\$16	\$16
Andover (AND)*	11	•	11	•	11	11	11	11	11	11	11	•	11
Brookshire (BRK)	16	•	16	•	16	•	•	16	16	•	•	•	16
Camelot (CAM)	16	16	16	•	16	16	•	16	16	16	16	•	16
Century (CEN)	16	•	•	16	16	16	16	16	16	•	•	•	16
Collins (COL)	•	•	•	•	5	•	•	•	•	•	•	•	•
Greenwich (GRW)	•	•	•	16	16	16	16	•	16	•	•	•	16
Greyson (GSN)*	•	•	•	11	11	11	11	•	11	•	•	•	11
Upland (ULD)	•	•	•	•	16	•	•	•	•	•	•	•	16
Wakefield (WKF)	16	•	16	16	16	16	16	16	16	16	16	•	16



EXAMPLE 1: To price a Siena passage knob with an Addison trim in Antique Pewter Take the price listed in the price book for the F10 SIE 620 and add the additional charge from the chart above

\$53 (F10 SIE 620)
 + \$16 (Addison Decorative Trim 620)

\$69 Total cost
 (F10 SIE 620 ADD)

When ordering a decorative collection product, specify the trim at the end of the product code
 Example: F40 ACC 716 **CAM** or F170 LAT 625 **CEN**

NOTE: The deco trim cost for an F170 is 50% of the cost listed on this chart
 AND and GSN deco trim are not available for PLY or GEO styles

*Greyson and Andover are not available in B60 or F59 functions
 *Greyson and Andover feature concealed screws

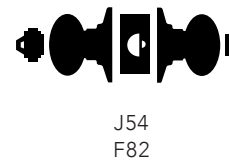
To order latches and strikes see page HA-28/29

J Series Knobs
AVAILABLE FUNCTIONS

Non-keyed Locks



Keyed Locks



ANSI/BHMA A156.2, 2011, Grade 3
J Series Knobs

Non-keyed Locks

J10/F75 - Hall & Closet

- Both knobs always unlocked

J40/F77 - Bed & Bath

- Turn-button locking. Can be opened from outside by turning outside turn mechanism
- From interior, turning inside turn-button releases inside knob

J170 - Non-turning

- Inactive trim for one side of door
- Used for door pull or as matching inactive trim

Keyed Locks

J54/F82 - Keyed Entry

- Unlocked by key from outside when outer knob is locked by turn-button in inside knob
- Inside knob is locked and unlocked by turn-button

PRODUCT IDENTIFICATION

J	54	F	BYR	619	16-255	10-101	KA4
Lock Series	Product	UL Fire Rated	Design	Finish Code	Latch	Strike	Keying

LATCHES & STRIKES

Keyed Latches - Dead Latches

16-255 - Triple Option (Round, Square, Drive-in) - **STANDARD**

16-061 - UL Listed, Square Corner

Non Keyed - Spring Latches

16-254 - Dual Option (Round, Drive-in) - **STANDARD**

16-070 - Triple Option Spring Latch for handlesets

Strikes

10-101 - Round Corner Full Lip - **STANDARD**

10-100 - Square Corner Full Lip

10-102 - Round Corner Full Lip

10-099 - Square Strike Plate & Strike Frame Reinforcer

STANDARD FEATURES / CONFIGURATIONS

J Series Knobs

	Description
Certification:	ANSI/BHMA A156.2, 2011, Grade 3
Latch:	Dual Option: 1" x 2 1/4", 1/4" round faceplate and drive-in Triple Option: 1" x 2 1/4", square corner and 1/4" round faceplate, drive-in latch (J54)
Strike:	1 5/8" x 2 1/4", radius corner, full lip, no box
Backset:	Adjustable for 2 3/8" or 2 3/4"
Cylinder:	5-pin, C keyway, keyed alike (KA4)
Door Range:	1 3/8" - 1 3/4"
Keys:	Two brass cut keys per lock, 5-pin, C section

FINISH CODES & DESCRIPTIONS

605	609	619	620	625	626	630	716
Bright Brass (US3)	Antique Brass (US5)	Satin Nickel (US15)	Antique Pewter (US15A)	Bright Chrome (US26)	Satin Chrome (US26D)	Satin Stainless Steel (US32D)	Aged Bronze

*Non-standard finishes are not available
Full-color swatch examples available on inside Levers tab

PACKAGING & CARTON SPECS

	INDIVIDUAL CARTON				SHIPPER						
	CARTON WEIGHT	HEIGHT	WIDTH	DEPTH	QTY. SHIPPER	CARTON WEIGHT	CU. FT.	HEIGHT	WIDTH	DEPTH	
Knobs											
J10	1.04	2.76 in.	3.23 in.	6.77 in.	24	24.86	1.175	15.0 in.	10.9 in.	12.4 in.	
J40	1.04	2.76 in.	3.23 in.	6.77 in.	24	24.86	1.175	15.0 in.	10.9 in.	12.4 in.	
J54	1.04	2.76 in.	3.23 in.	6.77 in.	24	24.86	1.175	15.0 in.	10.9 in.	12.4 in.	
J170	0.34	3.03 in.	2.60 in.	2.68 in.	50	16.94	0.923	7.6 in.	14.4 in.	14.6 in.	
J10F	1.04	2.76 in.	3.23 in.	6.77 in.	24	24.86	1.175	15.0 in.	10.9 in.	12.4 in.	
J54F	1.04	2.76 in.	3.23 in.	6.77 in.	24	24.86	1.175	15.0 in.	10.9 in.	12.4 in.	

For Vis Pack carton specs, see page Order-2



J10
Byron (BYR)

(BYR) Byron

FINISHES

Function		Packaging	605	609	619	625	626	630	620	716
J10	Hall & Closet	Box/Vis	\$18	\$21	•	\$21	•	\$21	•	•
J40	Bed & Bath	Box/Vis	20	23	•	23	•	23	•	•
J54	Keyed Entry	Box/Vis	26	29	•	29	•	29	•	•
J170	Non-turning	Box/Vis	9	11	•	11	•	11	•	•



J10
Corona (CNA)

(CNA) Corona

FINISHES

Function		Packaging	605	609	619	625	626	630	620	716
J10	Hall & Closet	Box/Vis	\$18	\$21	\$21	\$21	•	\$21	\$23	\$23
J40	Bed & Bath	Box/Vis	20	23	23	23	•	23	25	25
J54	Keyed Entry	Box/Vis	26	29	29	29	•	29	31	31
J170	Non-turning	Box/Vis	9	11	11	11	•	11	12	12



J10
Stratus (STR)

(STR) Stratus

FINISHES

Function		Packaging	605	609	619	625	626	630	620	716
J10	Hall & Closet	Box/Vis	\$18	\$21	\$21	\$21	•	\$21	•	\$23
J40	Bed & Bath	Box/Vis	20	23	23	23	•	23	•	25
J54	Keyed Entry	Box/Vis	26	29	29	29	•	29	•	31
J170	Non-turning	Box/Vis	9	•	11	11	•	11	•	12

List Price Adders:

Visual Package Options (highlighted) - add \$3 to list price

Visual Package **ONLY** (highlighted) - add \$3 to list price

UL Latch - add \$6 to list price (J10F, J54F)

NOTE:

- 1) J10 and J40 standard latch is Dual Option (Round, Drive-in)
- 2) J54 standard latch is Triple Option (Round, Square, Drive-in)

Notes

B Series Deadbolts-1
 B Series Decorative Collection . . . Deadbolts-5
 J Series Deadbolts-7

B Series Deadbolts

AVAILABLE FUNCTIONS



Schlage
ANSI



B60
E2152



B62
E2142



B80
E2192

B81

**ANSI/BMHA A156.36, 2010, Grade 1
Bored Auxiliary Deadbolt Locks**

B60 / E2152 - Single Cylinder Deadbolt Lock

- Deadbolt thrown or retracted by key from outside or by inside turn unit
- Bolt automatically deadlocks when fully thrown

B62 / E2142 - Double Cylinder Deadbolt Lock

- Deadbolt thrown or retracted by key from either side
- Bolt automatically deadlocks when fully thrown

B80 / E2192 - One-Sided Deadbolt

- Deadbolt thrown or retracted from interior side only
- No exterior plate or exposed trim
- Non-graded

B81 - One-sided Deadbolt with Exterior Plate

- Deadbolt thrown or retracted from interior side only
- Exterior plate covers exposed prep on outside
- Non-graded

***Caution.** Double cylinder locks on residences and any door in any structure which is used for egress are a life safety hazard in times of emergency and their use is not recommended. Installation should be in accordance with existing codes only.

Note: Double cylinder locks are not available as UL Listed

PRODUCT IDENTIFICATION

B	60	F	CAM	619	12-321	10-116	KA4
Lock Series	Product	UL Fire Rated (V - VisPack)	Decorative Trim	Finish Code	Latch	Strike	Keying

LATCHES & STRIKES

Latches

12-321 - Dual Option (Round, Drive-in) - **STANDARD**

12-288 - Square Corner

12-287 - Triple Option (Round, Square, Drive-in)

12-294 - UL Listed Square Corner with Firecup

12-397 - UL Listed Round Corner with Firecup

Strikes

10-116 - Round Corner Strike with Reinforcer - **STANDARD**

10-092 - Round Corner Full Lip Strike

10-094 - Square Corner Strike with Reinforcer

STANDARD FEATURES / CONFIGURATIONS

B-Series Deadbolts/Decorative Trim*

Grade 1 deadbolt standard features / configurations

Models:	B60, B62, B80, B81
Certification:	ANSI/BHMA A156.36, 2010, Grade 1
Deadbolt:	1" x 2 1/4", radius corner, 1" housing diameter, 1" throw, latch number 12-321
Strike:	1 1/8" x 2 3/4", 1/4" radius corner, strike number 10-116
Backset:	Adjustable for 2 3/8" or 2 3/4"
Cylinder:	5-pin, keyed 5-pin, C keyway, keyed alike (KA4)
Door Range:	1 3/8" - 1 3/4"
Keys:	Two keys per lock, 5-pin, keyed 5-pin, C section
Reinforcement:	Door frame strike reinforcer with 3" screws

Locks are furnished with standard features unless otherwise specified. To order locks with non-standard features, specify non-standard feature desired.

FINISH CODES & DESCRIPTIONS

505	605	608	609	613	618	619	620	621	622	625	626	716
Lifetime Bright Brass	Bright Brass (US3)	Satin Brass	Antique Brass (US5)	Oil-Rubbed Bronze (US10B)	Polished Nickel	Satin Nickel (US15)	Antique Pewter (US15A)	Distressed Nickel	Matte Black (US19)	Bright Chrome (US26)	Satin Chrome (US26D)	Aged Bronze

Non-standard finishes are not available. Full-color swatch examples available on inside Deadbolts tab.

PACKAGING & CARTON SPECS

	INDIVIDUAL CARTON				SHIPPER						
	CARTON WEIGHT	HEIGHT	WIDTH	DEPTH	QTY. SHIPPER	CARTON WEIGHT	CU. FT.	HEIGHT	WIDTH	DEPTH	
Deadbolts											
B60	1.60	2.86 in.	4.38 in.	5.66 in.	20	33.50	1.047	6.5 in.	15.3 in.	18.3 in.	
B62	1.60	2.86 in.	4.38 in.	5.66 in.	20	33.50	1.047	6.5 in.	15.3 in.	18.3 in.	
B80	1.08	2.86 in.	4.38 in.	5.66 in.	12	17.00	0.630	6.5 in.	15.3 in.	18.3 in.	
B81	1.08	2.86 in.	4.38 in.	5.66 in.	12	17.00	0.630	6.5 in.	15.3 in.	18.3 in.	

Decorative Collections Deadbolts

B60	2.10	3.06 in.	4.37 in.	8.14 in.	20	42.10	1.520	9.0 in.	15.6 in.	18.8 in.
-----	------	----------	----------	----------	----	-------	-------	---------	----------	----------

For Vis Pack carton specs, see page Order-2



B60



B62

**B Series
Deadbolts**

FINISHES

Function	Packaging	605	608	609	618	619	625	626	505	716	613	620	621	622
B60 Single Cylinder	Box/Vis	\$53	\$59	\$59	\$59	\$59	\$59	\$59	\$61	\$61	\$65	\$65	\$65	\$65
B62 Double Cylinder	Box/Vis	78	•	84	84	84	84	84	86	86	90	90	90	90
B80 One-sided	Box	35	•	41	•	41	41	41	•	43	47	47	47	47
B81 One-sided w/trim	Box	38	•	44	•	44	44	44	46	46	50	50	50	50
B60R6 Single Cylinder Interchgb. Core-6 Pin	Box	•	•	•	•	159	•	159	161	161	•	•	•	•

List Price Adders:

- Visual Package Options (highlighted) - add \$5 to list price
- Decorative Trim Option - See chart on page B-5 (availalbe only with B60)
- Triple Option Latch - add \$2 to list price; Box Pack Only
- UL Latch - add \$6 to list price (B60, B80, B81 Functions Box Pack Only)
- B62 NOT AVAILABLE WITH UL LATCH**
- Split Finish - add \$6.50 to highest list price; Box Pack Only

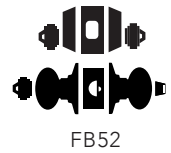
Welcome **inspiration.**

Schlage's Decorative Collections offer thousands of additional design and finish combinations. See page **Deadbolts-5** for details.

Deadbolts B Series



FB50



FB52

B Series Deadbolt Combo Packs

FINISHES

Function		Packaging	605	608	609	618	619	625	626	505	716	613	620	621	622
FB50V	(ACC) Accent	Vis	\$167	\$179	•	•	\$179	•	•	•	\$183	•	•	•	•
FB50V	(AVA) Avanti	Vis	177	•	189	•	189	•	•	•	193	•	•	•	•
FB50V	(BEL) Bell	Vis	115	•	•	•	•	•	127	•	•	•	•	•	•
FB50V	(FLA) Flair	Vis	167	•	•	•	179	•	•	•	183	•	•	•	•
FB50V	(GEO) Georgian	Vis	115	127	127	•	127	•	•	•	131	•	139	•	•
FB50V	(LAT) Latitude	Vis	•	•	•	•	179	•	•	•	•	•	•	•	•
FB50V	(PLY) Plymouth	Vis	115	•	127	•	•	•	•	•	•	•	•	•	•
FB50V	(SAC) Sacramento	Vis	•	•	•	•	176	•	•	•	180	•	•	•	•
FB50V	(SIE) Siena	Vis	129	•	141	•	141	•	•	•	•	•	•	•	•
FB52V	(BEL) Bell	Vis	140	•	•	•	•	•	•	•	•	•	•	•	•
FB52V	(PLY) Plymouth	Vis	140	•	•	•	•	•	•	•	•	•	•	•	•

Stand out **effortlessly.**

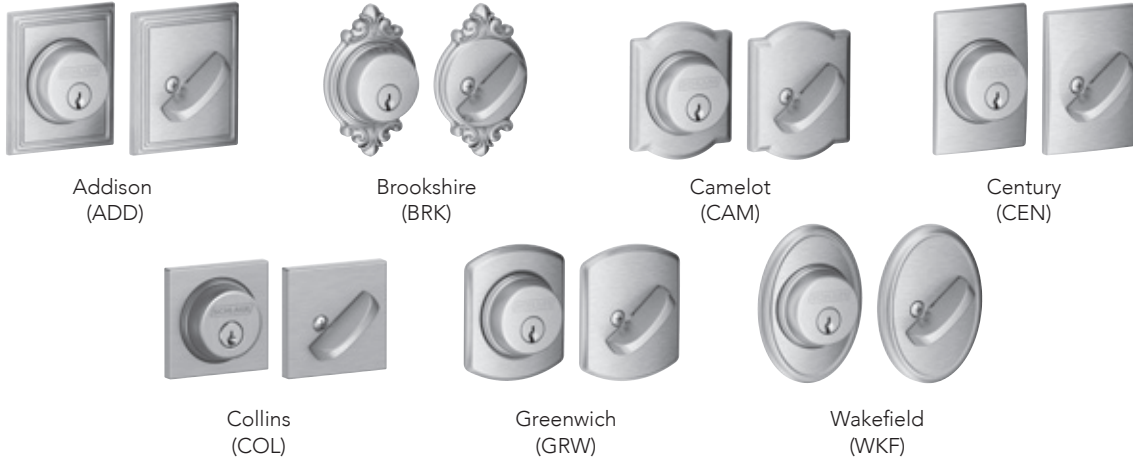
Schlage's Decorative Collections make it easy to match our strength to your style. With more than 1,000 customized design and finish options in all, your decor will be limited by only your imagination.



Pair a deadbolt with our inspired decorative trim options to bring your vision to life.*



* LOCKS SHIP COMPLETE WITH TRIM ATTACHED



Follow these steps for pricing decorative combinations:

1. Locate the list price of the deadbolt in the Deadbolt section.
2. Use the chart below to find the list price adder for the matching Decorative Collection upgrade.
3. Add the list prices together for the total list price of the new combination.
4. Photos shown are representative of the design only.

Finishes available

Decorative trim finish	605	608	609	618	619	625	626	505	716	613	620	621	622
Addison (ADD)	\$16	•	\$16	•	\$16	\$16	•	•	\$16	•	•	\$16	\$16
Brookshire (BRK)	•	•	16	•	16	•	•	•	16	•	•	•	•
Camelot (CAM)	16	16	16	•	16	16	•	16	16	16	16	•	16
Century (CEN)	•	•	•	16	16	16	16	•	16	•	•	•	16
Collins (COL)	•	•	•	•	16	16	16	•	16	•	•	•	•
Greenwich (GRW)	•	•	•	16	16	16	16	•	16	•	•	•	16
Wakefield (WKF)	16	•	16	16	16	16	•	16	16	16	•	•	•



EXAMPLE 1: To Price a B60 CAM 619 12-321 10-116

Take the list price of a B60 619 12-321 10-116 at \$59.00 and add the Camelot Decorative Trim Adder of \$16.00 for a total list price of \$76.00

\$59 (B60 619 12-321 10-116)
 + \$16 (Camelot Decorative Trim 619)

\$75 Total cost
 (B60 CAM 619 12-321 10-116)

When ordering a decorative collection product, specify the trim after the function code

Example: B60 **CAM** 619 or B60 **ADD** 716

Only available in B60 function

Split finish - add \$6.50 to highest list price; Box pack only

Notes

To order
latches and strikes
see page HA-28/29

J Series Deadbolts
AVAILABLE FUNCTIONS



JD60



JD80



JD81

**ANSI/BHMA A156.36, 2010, Grade 3
Bored Deadbolt Locks**

JD60 - Single Cylinder Deadbolt Lock

- Deadbolt thrown or retracted by key from outside or by inside turn unit
- Bolt automatically deadlocks when fully thrown

JD80 - One Sided Deadbolt

- Deadbolt thrown or retracted from interior side only

JD81 - One-sided Deadbolt Lock with Exterior Plate

- Deadbolt thrown or retracted from interior side only

* **Caution:** Double cylinder locks on residences and any door in any structure which is used for egress are a life safety hazard in times of emergency and their use is not recommended. Installation should be in accordance with existing codes only.

PRODUCT IDENTIFICATION

JD	60	F	605	16-068	10-103	KA4
Lock Series	Product	Suffix/Package	Design	Finish Code	Latch	Keying

LATCHES & STRIKES

Latches

16-068 - Triple Option (Round, Square, Drive-in) - **STANDARD**

Strikes

10-267 - One Radius Deadbolt Full Lip Strike (10-102)
& One Radius Deadbolt Strike (10-103) - **STANDARD**

STANDARD FEATURES / CONFIGURATIONS

J Series Deadbolts

	Description
Certification:	ANSI/BHMA A156.36, 2010, Grade 3
Deadbolt Latch:	Triple Option: 1" x 2 1/4", square corner and 1/4" round faceplates, drive-in latch, 1" housing diameter, 1" throw
Strike:	1" x 2 1/4" round corner and radius corner, full lip
Backset:	Adjustable for 2 3/8" or 2 3/4"
Cylinder:	5-pin, C keyway, keyed alike (KA4)
Door Range:	1 3/8" - 1 3/4"
Keys:	Two brass cut keys per lock, 5-pin, C section

FINISH CODES & DESCRIPTIONS

605	609	619	620	625	626	630	716
Bright Brass (US3)	Antique Brass (US5)	Satin Nickel (US15)	Antique Pewter (US15A)	Bright Chrome (US26)	Satin Chrome (US26D)	Satin Stainless Steel (US32D)	Aged Bronze

*Non-standard finishes are not available
Full-color swatch examples available on inside Deadbolts tab


PACKAGING & CARTON SPECS

	INDIVIDUAL CARTON				SHIPPER						
	CARTON WEIGHT	HEIGHT	WIDTH	DEPTH	QTY. SHIPPER	CARTON WEIGHT	CU. FT.	HEIGHT	WIDTH	DEPTH	
Levers											
JD60	1.49	3.15 in.	3.74 in.	3.74 in.	24	35.86	0.886	8.9 in.	12.4 in.	13.8 in.	
JD80	1.05	2.80 in.	3.11 in.	3.31 in.	24	25.30	0.595	8.0 in.	10.4 in.	12.3 in.	
JD81	1.05	2.80 in.	3.11 in.	3.31 in.	24	25.30	0.595	8.0 in.	10.4 in.	12.3 in.	
JD60F	1.49	3.15 in.	3.74 in.	3.74 in.	24	35.86	0.886	8.9 in.	12.4 in.	13.8 in.	


For Vis Pack carton specs, see page Order - 2



JD60



JD80



JD81

J Series Deadbolts

FINISHES

Function	Packaging	605	609	619	625	626	630	620	716
JD60 Single Cylinder Deadbolt	Box	\$26	\$29	\$29	\$29	\$29	\$29	\$31	\$31
JD80 One-Sided Cylinder Deadbolt	Box	20	23	23	•	•	23	•	25
JD81 One-Sided Deadbolt with trim	Box	19	22	22	•	•	22	•	•
JD60F Single Cylinder UL Version	Box	32	35	35	35	35	35	37	37
JD60 Single Cylinder Deadbolt	Vis	29	32	32	•	•	32	•	34
JD62 Double Cylinder Deadbolt	Vis	36	39	39	•	•	39	•	41

NOTE:

1) standard latch is Triple Option (Round, Square, Drive-in)

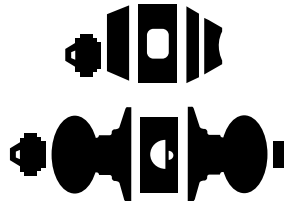
List Price Adders:

Visual Package Options (highlighted) - add \$3 to list price

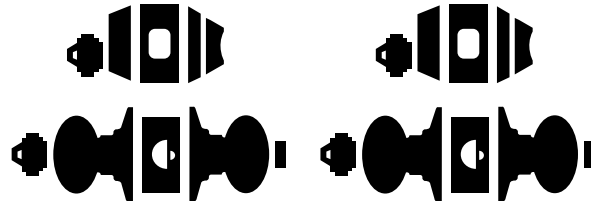
Security Sets

J Series Security Sets

AVAILABLE FUNCTIONS



JC60V



JCT60V

**ANSI/BHMA A156.36, 2010, Grade 3
JD60-Series Deadbolts**

**ANSI/BHMA A156.2, 2011, Grade 3
J Series Entrance Locks**

JC60V - Single Cylinder Deadbolt Lock

- Deadbolt thrown or retracted by key from outside or by inside turn unit
- Bolt automatically deadlocks when fully thrown

JCT60V - Twin Pack

- 2 single cylinder deadbolts and 2 keyed entry knobs all keyed alike

*** Caution:** Double cylinder locks on residences and any door in any structure which is used for egress are a life safety hazard in times of emergency and their use is not recommended. Installation should be in accordance with existing codes only.

PRODUCT IDENTIFICATION

JC	60	V	605			KA4
Lock Series	Product	Vis Package	Finish Code	Latch	Strike	Keying

FINISH CODES & DESCRIPTIONS

605	609	619	630	716
Bright Brass (US3)	Antique Brass (US5)	Satin Nickel (US15)	Satin Stainless Steel (US32D)	Aged Bronze

*Non-standard finishes are not available
Full-color swatch examples available on inside Deadbolts tab

SECURITY SETS

Function	Pkg.	Style/Design	605	609	619	625	626	630	620	716
Twin Security Sets - 2 Knobs + 2 Deadbolts - Keyed Alike										
JCT60V	Vis Only	(BYR) Byron Knob Twin Security Set	\$109	\$115	•	•	•	•	•	•
JCT60V	Vis Only	(CNA) Corona Knob Twin Security Set	109	•	•	•	•	115	•	•
Security Sets - Knob + Deadbolt - Keyed 1 Side										
JC60V	Vis Only	(STR) Stratus Knob Security Set	58	63	63	•	•	•	•	64
JC60V	Vis Only	Byron Knob Security Set	56	59	•	•	•	59	•	•
JC60V	Vis Only	(CNA) Corona Knob Security Set	58	62	62	•	•	62	•	•
Security Sets - Lever + Deadbolt										
JC60V	Vis Only	(DOV) Dover Lever Security Set	80	83	•	•	•	83	•	•
JC60V	Vis Only	(LAS) LaSalle Lever Security Set	82	92	92	•	•	•	•	•
JC60V	Vis Only	(SEV) Seville Lever Security Set	96	97	97	•	•	•	•	98
JC60V	Vis Only	(TOR) Torino Lever Security Set	81	92	92	•	•	•	•	93

Notes

Builder's Hardware HA-1
 Handrail Brackets,
 Door Stops & Chain Door Gaurds HA-2
 Coat, Hat & Wardrobe Hooks,
 Mail Slots, Viewers HA-4
 Pocket Door Locks, Hinges HA-6
 Classic House Numbers HA-8
 Door Knockers, Push,
 Pull & Kick Plates HA-10
 Hobby Hardware HA-12
 Window Hardware, Flush Pulls HA-14
 Parts HA-15
 Latch & Strike Quick Reference Guide HA-15
 Latches HA-16
 Strikes HA-19
 Cylinders HA-21
 Thick Door Installation Kits
 Miscellaneous Parts,
 Discontinued Lock Parts HA-23
 Key & Cylinder Stamping
 Residential Master & Construction Keying . . . HA-25
 Construction Core Program HA-27

FINISH CODES & DESCRIPTIONS

28	32D	605/3	609/5	619	620	716
Satin Aluminum	Satin Stainless Steel	Bright Brass (US3)	Antique Brass (US5)	Satin Nickel (US15)	Antique Pewter (US15A)	Aged Bronze

Full-color swatch examples available on inside Hardware & Accessories tab.

Handrail Brackets,
Door Stops & Chain Door Gaurds



Handrail Bracket

HANDRAIL BRACKETS

UPC	Part No./Description	Model	Substrate	Case Qty.	Pkg. Type	Price
044074681567	SPS059B 605 N N (HANDRAIL BRACKETS, BRIGHT BRASS)	059	BRASS	10	SLIM PACK	\$17.50
044074681598	SPS059B 619 N N (HANDRAIL BRACKETS, SATIN NICKEL)	059	BRASS	10	SLIM PACK	20.10
044074681604	SPS059B 620 N N (HANDRAIL BRACKETS, ANTIQUE PEWTER)	059	BRASS	10	SLIM PACK	20.10
044074681581	SPS059B 716 N N (HANDRAIL BRACKETS, AGED BRONZE)	059	BRASS	10	SLIM PACK	20.10
044074680904	SC059B 716 N N (HANDRAIL BRACKET, AGED BRONZE)	059	BRASS	5	CARDED	20.10



Solid Door Stop

SOLID DOOR STOPS

UPC	Part No./Description	Model	Substrate	Case Qty.	Pkg. Type	Price
044074680591	SC61Z 716 N N (SOLID DOOR STOP, AGED BRONZE)	61	ZINC	5	CARDED	\$3.90
044074683172	SC61Z 605 N N (SOLID DOOR STOP, BRIGHT BRASS)	61	ZINC	5	CARDED	3.20
044074683165	SC61Z 619 N N (SOLID DOOR STOP, SATIN NICKEL)	61	ZINC	5	CARDED	3.90
044074681369	SPS61MB 605 N N (SOLID DOOR STOP, BRIGHT BRASS)	61	BRASS	20	SLIM PACK	10.70
044074681376	SPS61MB 609 N N (SOLID DOOR STOP, ANTIQUE BRASS)	61	BRASS	20	SLIM PACK	10.70
044074681390	SPS61MB 619 N N (SOLID DOOR STOP, SATIN NICKEL)	61	BRASS	20	SLIM PACK	14.40
044074681406	SPS61MB 620 N N (SOLID DOOR STOP, ANTIQUE PEWTER)	61	BRASS	20	SLIM PACK	14.40
044074681383	SPS61MB 716 N N (SOLID DOOR STOP, AGED BRONZE)	61	BRASS	20	SLIM PACK	14.40
044074680782	SC61MB 605 N N (SOLID DOOR STOP, BRIGHT BRASS)	61	BRASS	20	CARDED	10.70
044074680799	SC61MB 609 N N (SOLID DOOR STOP, ANTIQUE BRASS)	61	BRASS	20	CARDED	10.70
044074680812	SC61MB 619 N N (SOLID DOOR STOP, SATIN NICKEL)	61	BRASS	20	CARDED	14.40
044074680805	SC61MB 716 N N (SOLID DOOR STOP, AGED BRONZE)	61	BRASS	20	CARDED	14.40



Hinge Pin Door Stop



Wall Stop Convex



Floor Door Stop

SOLID DOOR STOPS (cont)

UPC	Part No./Description	Model	Substrate	Case Qty.	Pkg. Type	Price
044074680584	SC70Z 716 N N (HINGE PIN DOOR STOP, AGED BRONZE)	70	ZINC	5	CARDED	\$3.30
044074683189	SC70Z 605 N N (HINGE PIN DOOR STOP, BRIGHT BRASS)	70	ZINC	5	CARDED	2.90
044074683196	SC70Z 619 N N (HINGE PIN DOOR STOP, SATIN NICKEL)	70	ZINC	5	CARDED	3.30
044074681413	SPS70B 605 N N (HINGE PIN DOOR STOP, BRIGHT BRASS)	70	BRASS	15	SLIM PACK	10.20
044074681444	SPS70B 619 N N (HINGE PIN DOOR STOP, SATIN NICKEL)	70	BRASS	15	SLIM PACK	12.60
044074681451	SPS70B 620 N N (HINGE PIN DOOR STOP, ANTIQUE PEWTER)	70	BRASS	15	SLIM PACK	12.60
044074681437	SPS70B 716 N N (HINGE PIN DOOR STOP, AGED BRONZE)	70	BRASS	15	SLIM PACK	12.60
044074680836	SC70B 605 N N (HINGE PIN DOOR STOP, BRIGHT BRASS)	70	BRASS	5	CARDED	10.20
044074680850	SC70B 716 N N (HINGE PIN DOOR STOP, AGED BRONZE)	70	BRASS	5	CARDED	12.60
044074680867	SC70B 619 N N (HINGE PIN DOOR STOP, SATIN NICKEL)	70	BRASS	5	CARDED	12.60
44074680874	SC70B 620 N N (HINGE PIN DOOR STOP, ANTIQUE PEWTER)	70	BRASS	5	CARDED	12.60
044074681468	SPS407B 605 N N (WALL DOOR STOP- CONVEX, BRIGHT BRASS)	407	BRASS	15	SLIM PACK	3.60
044074681475	SPS407B 609 N N (WALL DOOR STOP- CONVEX, ANTIQUE BRASS)	407	BRASS	15	SLIM PACK	4.00
044074681482	SPS407B 716 N N (WALL DOOR STOP- CONVEX, AGED BRONZE)	407	BRASS	15	SLIM PACK	4.00
044074681499	SPS407B 619 N N (WALL DOOR STOP- CONVEX, SATIN NICKEL)	407	BRASS	15	SLIM PACK	4.00
044074681505	SPS407B 620 N N (WALL DOOR STOP- CONVEX, ANTIQUE PEWTER)	407	BRASS	15	SLIM PACK	4.00
044074681970	SPS436B 605 N N (FLOOR DOOR STOP, BRIGHT BRASS)	436	BRASS	15	SLIM PACK	5.80
044074682007	SPS436B 619 N N (FLOOR DOOR STOP, SATIN NICKEL)	436	BRASS	15	SLIM PACK	6.20
044074681994	SPS436B 716 N N (FLOOR DOOR STOP, AGED BRONZE)	436	BRASS	15	SLIM PACK	6.20



Chain Door Guard

CHAIN DOOR GUARDS

UPC	Part No./Description	Model	Substrate	Case Qty.	Pkg. Type	Price
044074679076	SC481F 3 N N (CHAIN DOOR GUARD, BRIGHT BRASS)	481	STEEL	5	CARDED	\$6.20
044074682113	SC481F 619 N N (CHAIN DOOR GUARD, SATIN NICKEL)	481	STEEL	5	CARDED	6.20
044074683158	SC481F 716 N N (CHAIN DOOR GUARD, AGED BRONZE)	481	STEEL	5	CARDED	6.20

Coat, Hat & Wardrobe Hooks,
Mail Slots, Viewers



Coat & Hat Hook



Wardrobe Hook - Single



Wardrobe Hook - Double

COAT, HAT & WARDROBE HOOKS

UPC	Part No./Description	Model	Substrate	Case Qty.	Pkg. Type	Price
044074681048	SC571MB 619 N N (COAT & HAT HOOK, SATIN NICKEL)	571	BRASS	5	CARDED	\$9.20
044074681611	SPS571MB 605 N N (COAT & HAT CEILING HOOKS, BRIGHT BRASS)	571	BRASS	25	SLIM PACK	7.50
044074681628	SPS571MB 609 N N (COAT & HAT CEILING HOOKS, ANTIQUE BRASS)	571	BRASS	25	SLIM PACK	9.40
044074681642	SPS571MB 619 N N (COAT & HAT CEILING HOOKS, SATIN NICKEL)	571	BRASS	25	SLIM PACK	9.40
044074681659	SPS571MB 620 N N (COAT & HAT CEILING HOOKS. ANTIQUE PEWTER)	571	BRASS	25	SLIM PACK	9.40
044074681635	SPS571MB 716 N N (COAT & HAT CEILING HOOKS, AGED BRONZE)	571	BRASS	25	SLIM PACK	9.40
044074681666	SPS581MB 605 N N (WARDROBE HOOK, BRIGHT BRASS)	581	BRASS	25	SLIM PACK	5.10
044074681673	SPS581MB 609 N N (WARDROBE HOOK, ANTIQUE BRASS)	581	BRASS	25	SLIM PACK	6.40
044074681703	SPS581MB 619 N N (WARDROBE HOOK, SATIN NICKEL)	581	BRASS	25	SLIM PACK	6.40
044074681710	SPS581MB 620 N N (WARDROBE HOOK, ANTIQUE PEWTER)	581	BRASS	25	SLIM PACK	6.40
044074681680	SPS581MB 716 N N (WARDROBE HOOK, AGED BRONZE)	581	BRASS	25	SLIM PACK	6.40
044074681093	SC581MB 619 N N (SINGLE WARDROBE HOOK, SATIN NICKEL)	581	BRASS	5	CARDED	6.40
044074681123	SC582MB 609 N N (DOUBLE WARDROBE HOOK, ANTIQUE BRASS)	582	BRASS	5	CARDED	8.10
044074681147	SC582MB 619 N N (DOUBLE WARDROBE HOOK, SATIN NICKEL)	582	BRASS	5	CARDED	8.10
044074681130	SC582MB 716 N N (DOUBLE WARDROBE HOOK, AGED BRONZE)	582	BRASS	5	CARDED	8.10
044074681727	SPS582MB 605 N N (WARDROBE HOOK, BRIGHT BRASS)	582	BRASS	25	SLIM PACK	6.50
044074681734	SPS582MB 609 N N (WARDROBE HOOK, ANTIQUE BRASS)	582	BRASS	25	SLIM PACK	8.10
044074681741	SPS582MB 619 N N (WARDROBE HOOK, SATIN NICKEL)	582	BRASS	25	SLIM PACK	8.10
044074681758	SPS582MB 620 N N (WARDROBE HOOK, ANTIQUE PEWTER)	582	BRASS	25	SLIM PACK	8.10
044074681963	SPS582MB 716 N N (WARDROBE HOOK, AGED BRONZE)	582	BRASS	25	SLIM PACK	8.10



Mail Slot Sleeve



Mail Slot

MAIL SLOTS

UPC	Part No./Description	Model	Substrate	Case Qty.	Pkg. Type	Price
044074678635	SC601 N N (MAIL SLOT SLEEVE)	601	STEEL	1	CARDED	16.40
044074008333	C620PA 28 2 X 11 N N (MAIL SLOT, SATIN ALUMINUM)	620	ALUMINUM	2	CARDED	\$40.80
044074678642	SC620B 3 2 x 11 N N (MAIL SLOT, BRIGHT BRASS)	620	BRASS	2	CARDED	67.40
044074678659	SC620B 619 2 x 11N N (MAIL SLOT, SATIN NICKEL)	620	BRASS	2	CARDED	82.82
044074681239	SC620B 716 2 x 11N N (MAIL SLOT, AGED BRONZE)	620	BRASS	2	CARDED	82.80



190° Viewer



120° Viewer

Viewers

UPC	Part No./Description	Model	Substrate	Case Qty.	Pkg. Type	Price
044074678529	SC698P B 605 N N (190 DEGREE VIEWER, BRIGHT BRASS)(1 3/8 - 2 1/8")	698	BRASS	5	CARDED	\$16.50
044074678536	SC698P B 619 N N (190 DEGREE VIEWER, SATIN NICKEL)(1 3/8 - 2 1/8")	698	BRASS	5	CARDED	18.50
044074678543	SC698P B 716 N N (190 DEGREE VIEWER, AGED BRONZE)(1 3/8 - 2 1/8")	698	BRASS	5	CARDED	18.50
044074678550	SC700P B 605 N N (120 DEGREE VIEWER, BRIGHT BRASS)(1 3/8 - 2 1/16")	700	BRASS	5	CARDED	7.00

Pocket Door Locks, Hinges



Pocket Door Lock
Passage



Pocket Door Lock
Privacy

POCKET DOOR LOCKS

UPC	Part No./Description	Model	Substrate	Case Qty.	Pkg. Type	Price
044074681260	SC990B 605 N N (SLIDING DOOR PULL, BRIGHT BRASS)	990	BRASS	5	CARDED	\$8.60
044074681277	SC990B 609 N N (SLIDING DOOR PULL, ANTIQUE BRASS)	990	BRASS	5	CARDED	10.30
044074681284	SC990B 716 N N (SLIDING DOOR PULL, AGED BRONZE)	990	BRASS	5	CARDED	10.30
044074681291	SC990B 619 N N (SLIDING DOOR PULL, SATIN NICKEL)	990	BRASS	5	CARDED	10.30
044074681307	SC990B 620 N N (SLIDING DOOR PULL, ANTIQUE PEWTER)	990	BRASS	5	CARDED	10.30
044074681314	SC991B 605 N N (SLIDING DOOR LOCK, BRIGHT BRASS)	991	BRASS	5	CARDED	14.20
044074681321	SC991B 609 N N (SLIDING DOOR LOCK, ANTIQUE BRASS)	991	BRASS	5	CARDED	15.70
044074681338	SC991B 716 N N (SLIDING DOOR LOCK, AGED BRONZE)	991	BRASS	5	CARDED	15.70
044074681345	SC991B 619 N N (SLIDING DOOR LOCK, SATIN NICKEL)	991	BRASS	5	CARDED	15.70
044074681352	SC991B 620 N N (SLIDING DOOR LOCK, ANTIQUE PEWTER)	991	BRASS	5	CARDED	15.70



3.5"
Square Hinge



3.5" Radial Hinge
5/8" Radius

HINGES

UPC	Part No./Description	Model	Substrate	Case Qty.	Pkg. Type	Price
044074677577	SC3P1010F 605 N N (3.5" SQ HINGE 3PK, BRIGHT BRASS)	1010	STEEL	3	CARDED	\$21.30
044074677584	SC3P1010F 619 N N (3.5" SQ HINGE 3PK, SATIN NICKEL)	1010	STEEL	3	CARDED	21.30
044074677591	SC3P1010F 716 N N (3.5" SQ HINGE 3PK, AGED BRONZE)	1010	STEEL	3	CARDED	18.40
044074680935	SC3P1010F 609 N N (3.5" SQ HINGE 3PK, ANTIQUE BRASS)	1010	STEEL	3	CARDED	21.30
043156548736	SC3P1010F-608E (SATIN BRASS) COMING IN JUNE	1010	STEEL	3	CARDED	21.30
044074677607	SC3P1011F 605 N N (3.5" RD HINGE 3PK, 5/8 RAD, BRIGHT BRASS)	1011	STEEL	3	CARDED	17.80
044074677614	SC3P1011F 619 N N (3.5" RD HINGE 3PK, 5/8 RAD, SATIN NICKEL)	1011	STEEL	3	CARDED	21.30
044074677621	SC3P1011F 716 N N (3.5" RD HINGE 3PK, 5/8 RAD, AGED BRONZE)	1011	STEEL	3	CARDED	21.30
044074680959	SC3P1011F 609 N N (3.5" RD HINGE 3PK, 5/8 RAD, ANTIQUE BRASS)	1011	STEEL	3	CARDED	21.30
044074680966	SC3P1011F 620 N N (3.5" RD HINGE 3PK, 5/8 RAD, ANTIQUE PEWTER)	1011	STEEL	3	CARDED	21.30
043156548743	SC3P1011F-608E (SATIN BRASS) COMING IN JUNE	1011	STEEL	3	CARDED	21.30



3.5" Radial Hinge
1/4" Radius



4" Square Hinge



4" Radial Hinge
5/8" Radius

HINGES (cont)

UPC	Part No./Description	Model	Substrate	Case Qty.	Pkg. Type	Price
043156548750	SC3P1012F-608E (SATIN BRASS) COMING IN JUNE	1012	STEEL	3	CARDED	21.30
044074683103	SC3P1012F 605 N N (3.5" RD HINGE 3PK, 1/4 RAD, BRIGHT BRASS)	1012	STEEL	3	CARDED	\$17.80
044074683127	SC3P1012F 619 N N (3.5" RD HINGE 3PK, 1/4 RAD, SATIN NICKEL)	1012	STEEL	3	CARDED	21.30
044074683110	SC3P1012F 716 N N (3.5" RD HINGE 3PK, 1/4 RAD, AGED BRONZE)	1012	STEEL	3	CARDED	21.30
044074683912	SC3P1012F 609 N N (3.5" RD HINGE 3PK, 1/4 RAD, ANTIQUE BRASS)	1012	STEEL	3	CARDED	21.30
044074677638	SC3P1020F 605 N N (4" SQ HINGE 3PK, BRIGHT BRASS)	1020	STEEL	3	CARDED	21.30
044074677645	SC3P1020F 619 N N (4" SQ HINGE 3PK, SATIN NICKEL)	1020	STEEL	3	CARDED	22.90
044074677652	SC3P1020F 716 N N (4" SQ HINGE 3PK, AGED BRONZE)	1020	STEEL	3	CARDED	22.90
044074680973	SC3P1020F 609 N N (4" SQ HINGE 3PK, ANTIQUE BRASS)	1020	STEEL	3	CARDED	22.90
044074677676	SC3P1021F 619 N N (4" RD HINGE 3PK, 5/8 RAD, SATIN NICKEL)	1021	STEEL	3	CARDED	22.90
044074677683	SC3P1021F 716 N N (4" RD HINGE 3PK, 5/8 RAD, AGED BRONZE)	1021	STEEL	3	CARDED	22.90
044074681000	SC3P1021F 620 N N (4" RD HINGE 3PK, 5/8 RAD, ANTIQUE PEWTER)	1021	STEEL	3	CARDED	22.90

Classic House Numbers



4" Classic House Numbers

4" CLASSIC HOUSE NUMBERS

UPC	Part No./Description	Model	Substrate	Case Qty.	Pkg. Type	Price
044074678666	SC2 3006 605 N N (4" CLASSIC HOUSE NUMBER 0, BRIGHT BRASS)	3006	BRASS	5	CARDED	\$7.20
044074678772	SC2 3006 619 N N (4" CLASSIC HOUSE NUMBER 0, SATIN NICKEL)	3006	BRASS	5	CARDED	9.30
044074680485	SC2-3006 716 N N (4" CLASSIC HOUSE NUMBER 0, AGED BRONZE)	3006	BRASS	5	CARDED	9.30
044074678673	SC2 3016 605 N N (4" CLASSIC HOUSE NUMBER 1, BRIGHT BRASS)	3016	BRASS	5	CARDED	7.20
044074678789	SC2 3016 619 N N (4" CLASSIC HOUSE NUMBER 1, SATIN NICKEL)	3016	BRASS	5	CARDED	9.30
044074680492	SC2 3016 716 N N (4" CLASSIC HOUSE NUMBER 1. AGED BRONZE)	3016	BRASS	5	CARDED	9.30
044074678697	SC2 3026 605 N N (4" CLASSIC HOUSE NUMBER 2, BRIGHT BRASS)	3026	BRASS	5	CARDED	7.20
044074678796	SC2 3026 619 N N (4" CLASSIC HOUSE NUMBER 2, SATIN NICKEL)	3026	BRASS	5	CARDED	9.30
044074680508	SC2 3026 716 N N (4" CLASSIC HOUSE NUMBER 2, AGED BRONZE)	3026	BRASS	5	CARDED	9.30
044074678703	SC2 3036 605 N N (4" CLASSIC HOUSE NUMBER 3, BRIGHT BRASS)	3036	BRASS	5	CARDED	7.20
044074678802	SC2 3036 619 N N (4" CLASSIC HOUSE NUMBER 3, SATIN NICKEL)	3036	BRASS	5	CARDED	9.30
044074680515	SC2 3036 716 N N (4" CLASSIC HOUSE NUMBER 3, AGED BRONZE)	3036	BRASS	5	CARDED	9.30
044074678710	SC2 3046 605 N N (4" CLASSIC HOUSE NUMBER 4, BRIGHT BRASS)	3046	BRASS	5	CARDED	7.20
044074678819	SC2 3046 619 N N (4" CLASSIC HOUSE NUMBER 4, SATIN NICKEL)	3046	BRASS	5	CARDED	9.30
044074680522	SC2 3046 716 N N (4" CLASSIC HOUSE NUMBER 4, AGED BRONZE)	3046	BRASS	5	CARDED	9.30



4" Classic House Numbers

4" CLASSIC HOUSE NUMBERS

UPC	Part No./Description	Model	Substrate	Case Qty.	Pkg. Type	Price
044074678727	SC2 3056 605 N N (4" CLASSIC HOUSE NUMBER 5, BRIGHT BRASS)	3056	BRASS	5	CARDED	\$7.20
044074678826	SC2 3056 619 N N (4" CLASSIC HOUSE NUMBER 5, SATIN NICKEL)	3056	BRASS	5	CARDED	9.30
044074680539	SC2 3056 716 N N (4" CLASSIC HOUSE NUMBER 5, AGED BRONZE)	3056	BRASS	5	CARDED	9.30
044074678734	SC2 3066 605 N N (4" CLASSIC HOUSE NUMBER 6, BRIGHT BRASS)	3066	BRASS	5	CARDED	7.20
044074678833	SC2 3066 619 N N (4" CLASSIC HOUSE NUMBER 6, SATIN NICKEL)	3066	BRASS	5	CARDED	9.30
044074680546	SC2 3066 716 N N (4" CLASSIC HOUSE NUMBER 6, AGED BRONZE)	3066	BRASS	5	CARDED	9.30
044074678741	SC2 3076 605 N N (4" CLASSIC HOUSE NUMBER 7, BRIGHT BRASS)	3076	BRASS	5	CARDED	7.20
044074678840	SC2 3076 619 N N (4" CLASSIC HOUSE NUMBER 7, SATIN NICKEL)	3076	BRASS	5	CARDED	9.30
044074680553	SC2 3076 716 N N (4" CLASSIC HOUSE NUMBER 7, AGED BRONZE)	3076	BRASS	5	CARDED	9.30
044074678758	SC2 3086 605 N N (4" CLASSIC HOUSE NUMBER 8, BRIGHT BRASS)	3086	BRASS	5	CARDED	7.20
044074678857	SC2 3086 619 N N (4" CLASSIC HOUSE NUMBER 8, SATIN NICKEL)	3086	BRASS	5	CARDED	9.30
044074680560	SC2 3086 716 N N (4" CLASSIC HOUSE NUMBER 8, AGED BRONZE)	3086	BRASS	5	CARDED	9.30
044074678765	SC2 3096 605 N N (4" CLASSIC HOUSE NUMBER 9, BRIGHT BRASS)	3096	BRASS	5	CARDED	7.20
044074678864	SC2 3096 619 N N (4" CLASSIC HOUSE NUMBER 9, SATIN NICKEL)	3096	BRASS	5	CARDED	9.30
044074680577	SC2 3096 716 N N (4" CLASSIC HOUSE NUMBER 9, AGED BRONZE)	3096	BRASS	5	CARDED	9.30

Door Knockers,
Push, Pull & Kick Plates



3107 Door Knocker



3125 Door Knocker

DOOR KNOCKERS

UPC	Part No./Description	Model	Substrate	Case Qty.	Pkg. Type	Price
044074678475	SC2 3107 605 N N (DOOR KNOCKER, BRIGHT BRASS)	3107	BRASS	2	CARDED	\$42.80
044074680461	SC2 3107 619 N N (DOOR KNOCKER, SATIN NICKEL)	3107	BRASS	2	CARDED	52.90
044074678499	SC2 3125 605 N N (DOOR KNOCKER, BRIGHT BRASS)	3125	BRASS	5	CARDED	23.70
044074678505	SC2 3125 619 N N (DOOR KNOCKER, SATIN NICKEL)	3125	BRASS	5	CARDED	28.50
044074680478	SC2 3125 716 N N (DOOR KNOCKER, AGED BRONZE)	3125	BRASS	5	CARDED	28.50
044074680768	SC2 3125 609 N N (DOOR KNOCKER, ANTIQUE BRASS)	3125	BRASS	5	CARDED	28.50



Pull



Push Plate



Pull Plate

PUSH AND PULL PLATES

UPC	Part No./Description	Model	Substrate	Case Qty.	Pkg. Type	Price
044074008371	C8112 5PA 28 N N (DOOR PULL, SATIN ALUMINUM)	8112	ALUMINUM	2	CARDED	\$21.90
044074008395	C8200PA 28 3X12 N N (PUSH PLATE, SATIN ALUMINUM)	8200	ALUMINUM	5	CARDED	8.30
044074008418	C8200PA 28 3.5X15 N N (PUSH PLATE, SATIN ALUMINUM)	8200	ALUMINUM	5	CARDED	8.60
044074679014	SC8200B 3 3.5X15 N N (PUSH PLATE, BRIGHT BRASS)	8200	BRASS	5	CARDED	19.80
043156253265	SC8200 PA3 3.5X15 N N (PUSH PLATE, BRIGHT BRASS)	8200	ALUMINUM	5	CARDED	15.00
044074008425	CGC8200S32D 3.5X15 N N (PUSH PLATE, STAINLESS STEEL)	8200	STAINLESS	5	CARDED	14.20
044074008432	C8302 6PA 28 3.5X15G N N (PULL PLATE, SATIN ALUMINUM)	8302	ALUMINUM	2	CARDED	31.80
044074008456	C8311 5PA 28 3.5X15G N N (PULL PLATE, SATIN ALUMINUM)	8311	ALUMINUM	5	CARDED	34.50
044074589498	CGC8311-5B26D 3.5X15 (PULL PLATE, SATIN CHROME)	8311	BRASS	5	CARDED	66.50
043156253258	SC8311-5 PA3 3.5X15 N N (PULL PLATE, BRIGHT BRASS)	8311	ALUMINUM	5	CARDED	37.00
044074681253	SC8311 5B 3 3.5X15G N N (PULL PLATE, BRIGHT BRASS)	8311	BRASS	5	CARDED	60.30

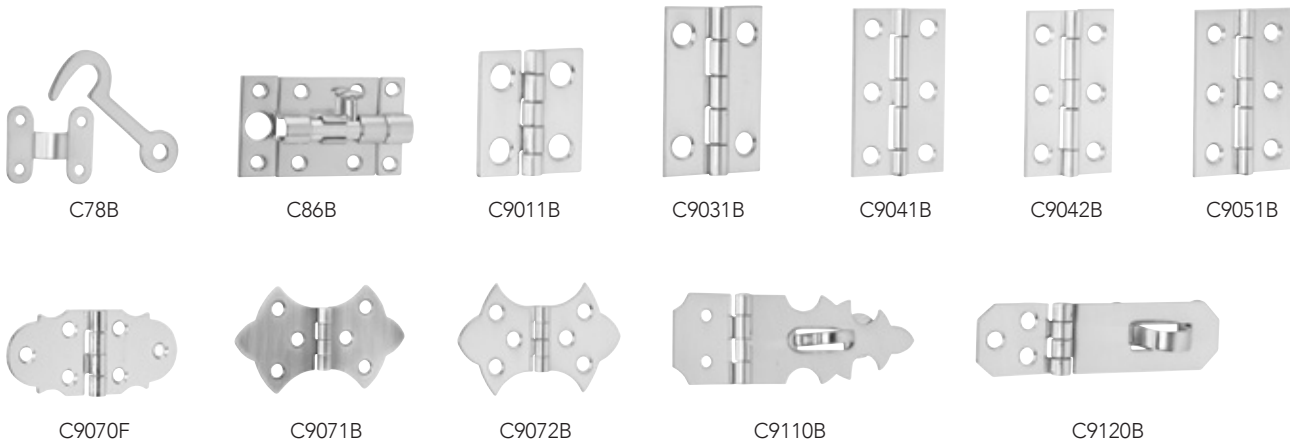


Kick Plate

KICKPLATES

UPC	Part No./Description	Model	Substrate	Case Qty.	Pkg. Type	Price
044074006940	C8400B 3 6X30 N N (KICKPLATE, BRIGHT BRASS)	8400	BRASS	5	CARDED	\$47.10
044074008623	C8400PA 28 6X30 N N (KICKPLATE, SATIN ALUMINUM)	8400	ALUMINUM	5	CARDED	20.80
044074051087	C8400B 3 6X34 N N (KICKPLATE, BRIGHT BRASS)	8400	BRASS	5	CARDED	49.90
044074051063	C8400PA 28 6X34 N N (KICKPLATE, SATIN ALUMINUM)	8400	ALUMINUM	5	CARDED	22.20
044074589337	CGC8400S 32D 8X34 N N (KICKPLATE, STAINLESS STEEL)	8400	STAINLESS	5	CARDED	31.20
044074678581	SC8400B 3 8X34 N N (KICKPLATE, BRIGHT BRASS)	8400	BRASS	5	CARDED	55.40
044074678611	SC8400PA 28 8X34 N N (KICKPLATE, SATIN ALUMINUM)	8400	ALUMINUM	5	CARDED	27.80
044074678628	SC8400PA 3 8X34 N N (KICKPLATE, BRIGHT BRASS)	8400	BRASS	5	CARDED	38.80
044074681185	SC8400B 619 6X30 N N (KICKPLATE, SATIN NICKEL)	8400	BRASS	5	CARDED	49.90
044074681178	SC8400B 716 6X30 N N (KICKPLATE, AGED BRONZE)	8400	BRASS	5	CARDED	49.90
044074682038	SC8400PA 716 8X34 N N (KICKPLATE, AGED BRONZE)	8400	ALUMINUM	5	CARDED	38.10
044074678574	SC8400PA 3 6X34 N N (KICKPLATE, BRIGHT BRASS)	8400	ALUMINUM	5	CARDED	31.90
044074678567	SC8400PA 3 6X30 N N (KICKPLATE, BRIGHT BRASS)	8400	ALUMINUM	5	CARDED	30.50
044074678598	SC8400PA 619 8X34 N N (KICKPLATE, SATIN NICKEL)	8400	ALUMINUM	5	CARDED	39.00

Hobby Hardware



HOBBY HARDWARE

UPC	Part No./Description	Model	Substrate	Case Qty.	Pkg. Type	Price
044074429428	C78B 3 N N (HOOK & STAPLE)	Hobby	BRASS	5	CARDED	\$1.40
044074429435	C86B 3 N N (BARREL DOOR BOLT)	Hobby	BRASS	5	CARDED	4.30
044074429473	C9011B 3 N N (MIDDLE BUTT HINGE, 3/4 X 1 1/16" - 4/CD)	Hobby	BRASS	5	CARDED	2.70
044074429541	C9031B 3 N N (MIDDLE BUTT HINGE, 1 1/2 X 1" - 2/CD)	Hobby	BRASS	5	CARDED	3.20
044074429589	C9041B 3 N N (MIDDLE BUTT HINGE, 2 X 1 3/16" - 2/CD)	Hobby	BRASS	5	CARDED	3.70
044074429596	C9042B 3 N N (BROAD BUTT HINGE, 2 X 1 3/8" - 2/CD)	Hobby	BRASS	5	CARDED	3.90
044074429626	C9051B 3 N N (MIDDLE BUTT HINGE, 2 1/2 X 1 9/16" - 2/CD)	Hobby	BRASS	5	CARDED	5.60
044074429664	C9070F 3 N N (DECORATIVE HINGE, 1 5/16 X 2 7/8" - 2/CD)	Hobby	STEEL	5	CARDED	2.90
044074429688	C9071B 5 N N (DECORATIVE HINGE, 1 3/4 X 3" - 2/CD)	Hobby	BRASS	5	CARDED	4.80
044074429695	C9072B 3 N N (DECORATIVE HINGE, 1 5/16 X 2 1/4" - 2/CD)	Hobby	BRASS	5	CARDED	3.40
044074429756	C9110B 3 N N (DECORATIVE HASP, 5/8 X 1 7/8")	Hobby	BRASS	5	CARDED	2.40
044074429770	C9120B 3 N N (HASP, 3/4 X 3")	Hobby	BRASS	5	CARDED	2.80



HOBBY HARDWARE (cont)

UPC	Part No./Description	Model	Substrate	Case Qty.	Pkg. Type	Price
044074429817	C9130B 3 N N (HASP w/HOOK, 3/4 X 3")	Hobby	BRASS	5	CARDED	\$3.40
044074429824	C9210F 3 LH N N (SUPPORT HINGE, 10 3/8")	Hobby	STEEL	5	CARDED	2.80
044074429831	C9210F 3 RH N N (SUPPORT HINGE, 10 3/8")	Hobby	STEEL	5	CARDED	2.80
044074429848	C9220F 3 LH N N (FRICTION LID SUPPORT, SUPPORT -5")	Hobby	STEEL	5	CARDED	4.20
044074429855	C9220F 3 RH N N (FRICTION LID SUPPORT, SUPPORT -5")	Hobby	STEEL	5	CARDED	4.20
044074429923	C9311B 3 N N (CORNER, 5/8 X 1 3/4" - 4/CD)	Hobby	BRASS	5	CARDED	4.30
044074429947	C9320B 3 N N (BRACKETS, 1/2 X 1 5/8" - 4/CD)	Hobby	BRASS	5	CARDED	3.10
044074429954	C9321B 3 N N (BRACKETS, 1/2 X 1 1/8" - 4/CD)	Hobby	BRASS	5	CARDED	3.30
044074429961	C9330F 3 N N (DRAW CATCH, 2 3/4 X 1 1/2" - 2/CD)	Hobby	STEEL	5	CARDED	3.70
044074430264	C9340F 3 N N (CHEST HANDLE, 1 3/8 X 3 1/2" - 2/CD)	Hobby	STEEL	5	CARDED	3.50

Window Hardware,
Flush Pulls



Window Lock



Bar Window Lift

WINDOW HARDWARE

UPC	Part No./Description	Model	Substrate	Case Qty.	Pkg. Type	Price
044074681765	SPS07MB 605 N N (WINDOW LOCKS, BRIGHT BRASS)	07	BRASS	20	SLIM PACK	\$17.60
044074681772	SPS07MB 609 N N (WINDOW LOCKS, ANTIQUE BRASS)	07	BRASS	20	SLIM PACK	17.60
044074681796	SPS07MB 619 N N (WINDOW LOCKS, SATIN NICKEL)	07	BRASS	20	SLIM PACK	17.60
044074681802	SPS07MB 620 N N (WINDOW LOCKS, ANTIQUE PEWTER)	07	BRASS	20	SLIM PACK	17.60
044074681789	SPS07MB 716 N N (WINDOW LOCKS, AGED BRONZE)	07	BRASS	20	SLIM PACK	17.60
044074681819	SPS026MB 605 N N (WINDOW LIFTS, BRIGHT BRASS)	026	BRASS	20	SLIM PACK	7.50
044074681826	SPS026MB 609 N N (WINDOW LIFTS, ANTIQUE BRASS)	026	BRASS	20	SLIM PACK	8.90
044074681840	SPS026MB 619 N N (WINDOW LIFTS, SATIN NICKEL)	026	BRASS	20	SLIM PACK	8.90
044074681857	SPS026MB 620 N N (WINDOW LIFTS, ANTIQUE PEWTER)	026	BRASS	20	SLIM PACK	8.90
044074681833	SPS026MB 716 N N (WINDOW LIFTS, AGED BRONZE)	026	BRASS	20	SLIM PACK	8.90



Flush Pull

FLUSH PULLS

UPC	Part No./Description	Model	Substrate	Case Qty.	Pkg. Type	Price
044074681512	SPS221B 605 N N (DOOR PULL, BRIGHT BRASS)	221	BRASS	25	SLIM PACK	\$3.10
044074681529	SPS221B 609 N N (DOOR PULL, ANTIQUE BRASS)	221	BRASS	25	SLIM PACK	4.00
044074681543	SPS221B 619 N N (DOOR PULL, SATIN NICKEL)	221	BRASS	25	SLIM PACK	4.00
044074681550	SPS221B 620 N N (DOOR PULL, ANTIQUE PEWTER)	221	BRASS	25	SLIM PACK	4.00
044074681536	SPS221B 716 N N (DOOR PULL, AGED BRONZE)	221	BRASS	25	SLIM PACK	4.00

Latch & Strike Quick Reference Guide
Deadbolt & Latches

F Series Parts

LATCH & STRIKE QUICK REFERENCE GUIDE

LATCH REFERENCE GUIDE

Latches / Configuration	Handlesets	Deadbolt	Deadbolt Latches	Spring Latches		Tapered Deadbolt
	F59/F60/F62	BE375/BE365/ BE369NX B60/B62/B80/ B81	FE595/FE575/ FE695/ FE599NX F51/F80	FE285/F10	F40	BE469
Dual Option (Round, Drive-in) STANDARD	12-322	12-321	16-086	16-080	16-080	12-342
Square	n/a	12-288	16-207	16-200	16-200	n/a
Triple Option (Round, Square, Drive-in)	12-236	12-287	16-211	16-210	16-210	12-344
UL Square	12-353	12-294	16-203	16-203	n/a	n/a
UL Round	12-354	12-397	16-204	16-204	n/a	n/a
5"	n/a	12-349*	16-126	n/a	n/a	n/a

*Must be ordered separately

STRIKE REFERENCE GUIDE

Latches / Configuration	Handlesets	Deadbolt	Deadbolt Latches	Spring Latches		Tapered Deadbolt
	F59/F60/F62	BE375/BE365/ BE369NX B60/B62/B80/ B81	FE595/FE575/ FE695/ FE599NX F51/F80	FE285/F10	F40	BE469
Round Corner Full Lip	10-115	10-092	10-027	10-027	10-027	10-115
Round Corner		10-116*				10-116*
Square Corner Full Lip	n/a	10-094	10-026	10-026	10-026	10-094
Square Corner - T	n/a	n/a	10-001	10-001	10-001	n/a
Circular - Adjustable	n/a	n/a	10-058	10-058	10-058	n/a
Dual - Square & Round	10-269	n/a	10-063	10-063	10-063	n/a
ANSI Square	n/a	n/a	10-025	10-025	10-025	n/a
Dustbox (Black Plastic)	B520-283	B520-283	n/a	n/a	n/a	B520-283
Reinforcement Strike Plate	B502-914	B502-914	n/a	n/a	n/a	B502-914
3" Reinforcement Screws (2ea)	B502-873	B502-873	n/a	n/a	n/a	B502-873

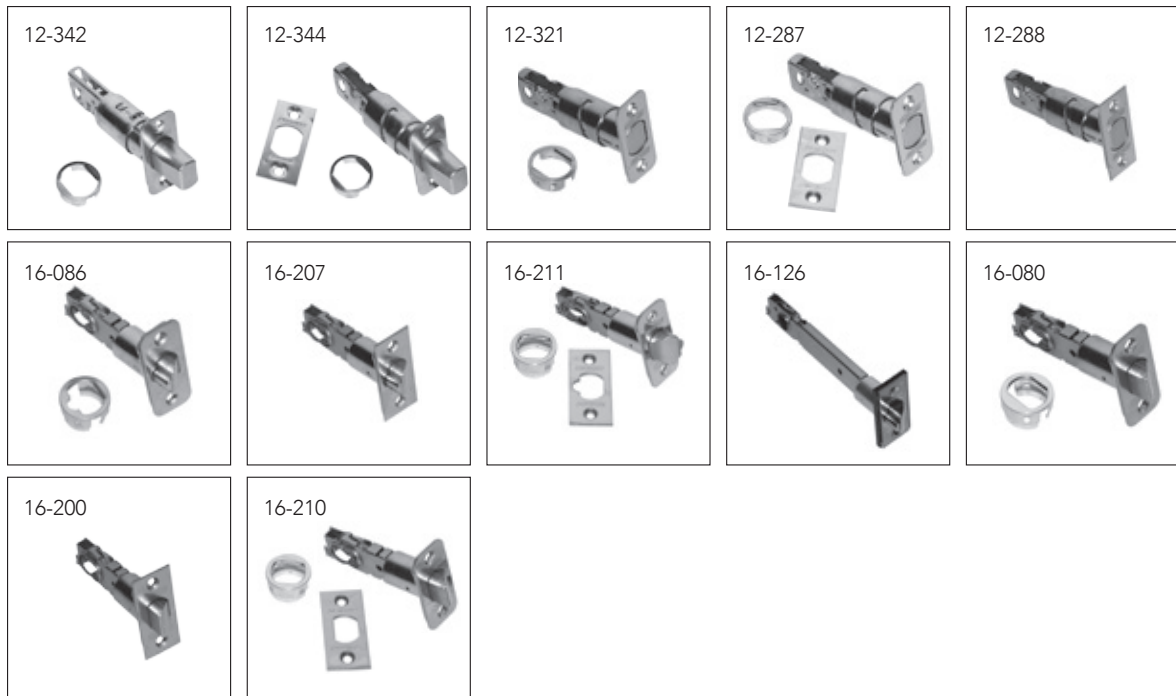
*Includes Reinforcement Strike Plate & Screws

F Series Parts Latches

LATCHES (does not include Multi-Family product)


Category	Part Product	Specify Number	Finish	Description	Price Sold Separately	Add To Lock Price
Electronics/ Connected & Light Commercial	BE469NX/ BE468	12-342	x	Tapered Deadbolt Dual Option (Round, Drive-in) (Standard Configuration)	\$37.30	\$2.00
		12-344	x	Tapered Deadbolt Triple Option (Round, Square, Drive-in)	37.30	2.00
	BE375/BE365/ BE369NX	12-321	x	1" x 2 1/4" Dual Option - Round Corner + Drive-in (Standard Configuration)	32.20	NC
		12-287	x	1" x 2 1/4" Triple Option - Round Corner + Square Corner + Drive-in	37.30	2.00
		12-288	x	1" x 2 1/4" Square Corner Faceplate	29.80	NC
	FE595/FE575/ FE695/ FE599NX	16-086	x	1" x 2 1/4" Dual Option - Round Corner + Drive-in (Standard Configuration)	16.50	NC
		16-207	x	1" x 2 1/4" Square Corner Faceplate	14.90	NC
		16-211	x	1" x 2 1/4" Triple Option - Round Corner + Square Corner + Drive-in	18.50	2.00
		16-126	X	1" x 2 1/4" Square Corner Faceplate - 5" backset	14.90	5.40
	FE285	16-080	x	1" x 2 1/4" Dual Option - Round Corner + Drive-in (Standard Configuration)	14.60	NC
		16-200	x	1" x 2 1/4" Square Corner Faceplate	13.50	NC
		16-210	x	1" x 2 1/4" Triple Option -Round Corner + Square Corner + Drive-in	16.60	2.00

*Sold with complete UL lockset; not available for individual purchase



LATCHES CONT. (does not include Multi-Family product)

Category	Part Product	Specify Number	Finish	Description	Price Sold Separately	Add To Lock Price
F Series Handlesets	F59/F60/F62	12-322	x	1" x 2 1/4" Dual Option - Round Corner (16-080) + Drive-in (12-321) (Standard Configuration)	47.10	NC
		12-353	x	1" x 2 1/4" Square Corner - UL (12-294 + 16-203) (Standard Configuration-UL Listed)	*	12.00
		12-236	x	1" x 2 1/4" Triple Option - Round Corner + Square Corner (16-210) + Drive-in (12-287)	54.70	2.00
		12-354	x	1" x 2 1/4" Round Corner UL (12-397 + 16-204)	*	12.00
F Series Knobs/Levers /Light Commercial	F10/F40 Levers/ Knobs	16-080	x	1" x 2 1/4" Dual Option - Round Corner + Drive-in (Standard Configuration)	14.60	NC
		16-203	x	1" x 2 1/4" Square Corner Faceplate + Firecup + 1 1/8" Adaptor - UL (Standard Configuration-UL LISTED)	*	6.00
		16-204	x	1" x 2 1/4" Radius Corner Faceplate + Firecup + 1 1/8" Adaptor - UL	*	6.00
		16-207	x	1" x 2 1/4" Square Corner Faceplate	14.90	NC
		16-200	x	1" x 2 1/4" Square Corner Faceplate	13.50	NC
		16-210	x	1" x 2 1/4" Triple Option - Round Corner + Square Corner + Drive-in	16.60	2.00
		40-250	x	1" x 2 1/4" Triple Option - Round Corner + Square Corner + Drive-in VisPack ONLY (order in qtls of 4)	20.00	N/A



*Sold with complete UL lockset; not available for individual purchase

F Series Parts

Latches

LATCHES CONT. (does not include Multi-Family product)

Category	Part Product	Specify Number	Finish	Description	Price Sold Separately	Add To Lock Price
F Series Knobs/Levers / Light Commercial (cont.)	F51A/F80 Levers/Knobs	16-086	x	1" x 2 1/4" Dual Option - Round Corner + Drive-in (Standard Configuration)	\$16.50	NC
		16-203	x	1" x 2 1/4" Square Corner Faceplate + Firecup + 1 1/8" Adaptor - UL (Standard Configuration-UL LISTED)	*	6.00
		16-207	x	1" x 2 1/4" Square Corner Faceplate	14.90	NC
		16-211	x	1" x 2 1/4" Triple Option - Round Corner + Square Corner + Drive-in	18.50	2.00
		16-204	x	1" x 2 1/4" Radius Corner Faceplate + Firecup + 1 1/8" Adaptor - UL	*	6.00
		16-126	x	1" x 2 1/4" Square Corner Faceplate - 5" Backset	14.90	5.40
		40-251	x	1" x 2 1/4" Triple Option - Round Corner + Square Corner + Drive-in VisPack ONLY (order in qty's of 4)	20.00	N/A
B-Series	B60/B62/B80/B81	12-294	x	1" x 2 1/4" Square Corner Faceplate + Firecup n/a with B62 (Standard Configuration-UL LISTED)	*	6.00
		12-288	x	1" x 2 1/4" Square Corner Faceplate	32.20	NC
		12-287	x	1" x 2 1/4" Triple Option - Round Corner + Square Corner + Drive-in	38.80	2.00
		12-321	x	1" x 2 1/4" Dual Option-Round Option + Drive-In (Standard Configuration)	32.20	NC
		12-349	x	1" x 2 1/4" Square Corner Faceplate - 5" backset	65.40	N/A
		12-355	x	Tapered Deadbolt Triple Option	37.30	2.00
		12-397	x	1" x 2 1/4" Round Corner Faceplate + Firecup UL Listed n/a with B62	*	6.00

*Sold with complete UL lockset; not available for individual purchase

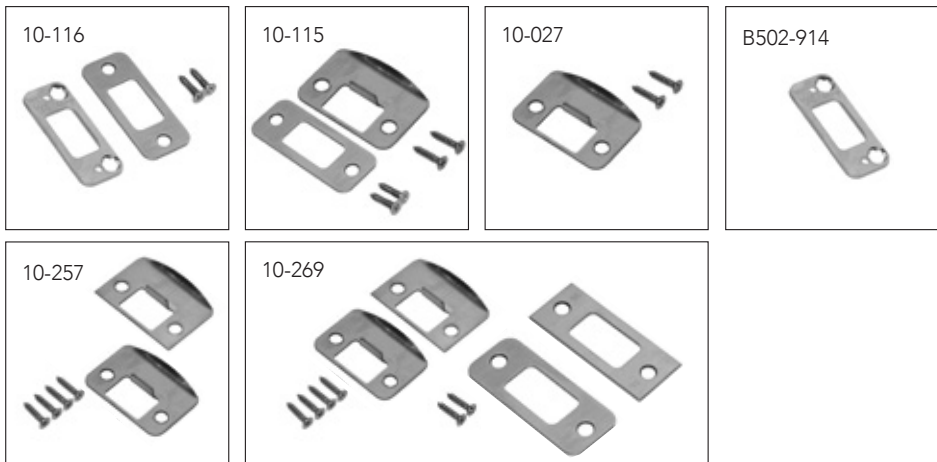


Strikes

F Series Parts

STRIKES (does not include Multi-Family product)

Category	Part Product	Specify Number	Finish	Description	Price Sold Separately	Add To Lock Price	
Electronics/ Connected & Light Commercial	BE469NX/BE369NX/ BE375/BE365/BE468	10-116	x	Round Corner Strike 1 1/8" x 2 3/4" (Standard Configuration)	\$13.00	NC	
		10-115	x	Round Corner Full Lip Strike Set (10-027 + 10-116) (Round, Square, Drive-in) (Standard Configuration-Entry Sets)	17.70	NC	
		B502-914		Reinforcement Strike Plate	2.00	NC	
		B502-873		3" Reinforcement Screws (2 ea.)	0.52	NC	
	All strikes available for B60/B62/B80/B81						
		FE695/FE595/FE575/ FE285/ FE599NX	10-027	x	10-027 Round Corner Full Lip Strike 1 5/8" x 2 1/4" (Standard Configuration)	7.20	NC
All strikes available for F10/F40/F51/F80 Levers/Knobs							
F Series Handlesets	F59/F60/F62	10-115	x	Round Corner Full Lip Strike Set (10-027 + 10-116) (Standard Configuration)	17.70	NC	
		10-257	X	Round Corner Full Lip (10-027 + 10-092)	15.30	NC	
		10-269	X	Round & Square Corner Strike Set (10-026 + 10-027 + 10-094 + 10-116)	24.40	2.00	
		B502-914		Reinforcement Strike Plate	2.00	NC	
		B502-873		3" Reinforcement Screws (2 ea.)	0.50	NC	



F Series Parts

Strikes

STRIKES CONT. (does not include Multi-Family product)

Category	Part Product	Specify Number	Finish	Description	Price Sold Separately	Add To Lock Price
F Series Knobs/ Levers/Light Commercial	F10/F40/F51A/F80 Levers/Knobs	10-027	x	10-027 Round Corner Full Lip Strike 1 5/8" x 2 1/4" (Standard Configuration)	\$7.20	NC
		10-026	x	Square Corner Full Lip Strike 1 5/8" x 2 1/4"	7.20	NC
		10-001	x	10-001* Square Corner T Strike 1 1/8" x 2 3/4" + Box	12.40	NC
		10-058	X	Circular - Adjustable 1 3/4" Diameter (605 and 626 finish only)	10.40	NC
		16-063	x	Dual Strikes (10-026 + 10-027) 1 5/8" x 2 1/4"	10.00	2.00
		10-025	x	ANSI Square Corner T Strike 1 1/4" x 4 7/8"	13.60	5.40
B-Series Deadbolts/ Light Commercial	B60/ B62/B80/B81	10-116	x	Round Corner Strike 1 1/8" x 2 3/4" (Standard Configuration)	12.50	NC
		10-094	x	Square Corner Strike 1 1/8" x 2 3/4"	11.60	NC
		B502-914		Reinforcement Strike Plate	2.00	NC
		B502-873		3" Reinforcement Screws (2 ea.)	0.50	NC
		B520-283		Black Plastic Dustbox for Standard Strike 1 1/8" x 2 3/4"; 3" Reinforcement Screws (2 ea.)	2.00	NC
		10-112		Metal Dust Box	11.10	N/A
		10-092*		Full lip strike radius	7.50	NC



Cylinders

F Series Parts

CYLINDER PINS

Part Number	Description	Price
34-101*	Top Pin - #1	\$0.08
34-102*	Top Pin - #2	0.08
34-103*	Top Pin - #3	0.08
34-202*	Master Pin - #2	0.08
34-203*	Master Pin - #3	0.08
34-204*	Master Pin - #4	0.08
34-205*	Master Pin - #5	0.08
34-206*	Master Pin - #6	0.08
34-207*	Master Pin - #7	0.08
34-208*	Master Pin - #8	0.08
34-209*	Master Pin - #9	0.08
34-300*	Bottom Pin - #0	0.08
34-301*	Bottom Pin - #1	0.08
34-302*	Bottom Pin - #2	0.08
34-303*	Bottom Pin - #3	0.08
34-304*	Bottom Pin - #4	0.08
34-305*	Bottom Pin - #5	0.08
34-306*	Bottom Pin - #6	0.08
34-307*	Bottom Pin - #7	0.08
34-308*	Bottom Pin - #8	0.08
34-309*	Bottom Pin - #9	0.08

REKEY PARTS

Part Number	Description	Price
F506-451*	Top T Pin - Compressible F Series	\$0.12
F506-452*	Removable Top Cap - Compressible F Series	0.19
F506-453*	Top T Pin Spring- Compressible F Series	0.19
34-401	Construction Balls (Pack of 1000)	30.50
40-104	Key Gage	13.60
M540-051	Follower Bar	3.00
M540-056	Cylinder Cap Removal Tool	52.70
40-132	Retail Metal ReKey Kit	216.00
40-133	Home Secure RCK ReKey Kit	372.00
40-229	Rekeying Training Kit	93.40

*Order in multiples of 100

F Series Parts

ASSEMBLY SCREW KITS (does not include Multi-Family product)

Category	Part Product	Specify Number	Finish	Description	Price
Connected	BE469NX	24283962	x	Screw Kit, Mtg Screws & Wood Screws	\$5.00
	BE369NX/BE375	B220-279	x	(2) B520-621 Finish Screws	10.10
	BE365			(2) B600-100 Internal Screws	10.10
Electronic/ Light Commercial	FE595/FE575	F206-450	x	Mtg Screw Kit	5.50
	FE285	F206-450	x	Mtg Screw Kit	5.50
		F506-828		(1) Thru Bolt	1.30
		F605-339		(1) Washer	0.56
B-Series Deadbolts/F Series Knobs & Levers/ F Series Handlesets	B60	33815664	605	Screw Kit, Mtg. Screws, Strike Reinforcement	10.10
		33815671	625	Screw Kit, Mtg. Screws, Strike Reinforcement	10.10
		33815688	716	Screw Kit, Mtg. Screws, Strike Reinforcement	10.10
	B62	33815725	605	Screw Kit, Mtg. Screws, Strike Reinforcement	10.10
		33815732	625	Screw Kit, Mtg. Screws, Strike Reinforcement	10.10
		33815749	716	Screw Kit, Mtg. Screws, Strike Reinforcement	10.10
	F60/B80	33815756	605	Screw Kit, Mtg. Screws, Strike Reinforcement	10.10
		33815763	625	Screw Kit, Mtg. Screws, Strike Reinforcement	10.10
		33815770	716	Screw Kit, Mtg. Screws, Strike Reinforcement	10.10
	F62	33815817	605	Screw Kit, Mtg. Screws, Strike Reinforcement	10.10
		33815824	625	Screw Kit, Mtg. Screws, Strike Reinforcement	10.10
		33815831	716	Screw Kit, Mtg. Screws, Strike Reinforcement	10.10
	F10/F40/F51A	33815848	605	Screw Pack	10.10
		33815855	625	Screw Pack	10.10
		33815862	716	Screw Pack	10.10
	F170	33815879	605	Screw Pack	10.10
		33815886	625	Screw Pack	10.10
		33815893	716	Screw Pack	10.10

Thick Door Installation Kits
Miscellaneous Parts, Discontinued Lock Parts

THICK DOOR INSTALLATION KITS (does not include Multi-Family product)

Category	Part Product	Specify Number	Finish	Description	Price
Connected	BE469NX	23997877	x	1 7/8" – 2 1/4" Thick	\$24.90
	BE369NX		x	1 7/8" – 2 1/2" Thick (Coming Soon)	24.90
Electronic/ Light Commercial	BE365	02-007	x	1 7/8" – 2 1/2" Thick	24.90
	FE285	61-075	x	1 7/8" – 2 1/4" Thick	15.00
	BE468	23997877	x	1 7/8" – 2 1/4" Thick	24.90
Touch	BE375	24666356	x	1 7/8" - 2 1/2" Thick	24.90
F Series Handlesets	F58/F60	61-075	x	2" - 2 1/4" - Includes mounting screws, thick door grip chassis, and thick door driver bar	15.00
B-Series Deadbolts/ Light Commercial	B60	61-072	x	2" - 2 1/4" - Includes longer mounting screws only for deadbolt	5.00
		61-073	x	2 1/4" - 4" - Includes longer mounting screws and longer driver bar	10.00

MISCELLANEOUS PARTS

Category	Specify Finish	Description	Price
B202-578	x	Latch/Bolt/Strike Screw Kit(4) C604-246 Latch/Bolt/Strike Wood Screw	\$4.60
M504-271		(Emergency Key) F40 Function	1.40
02-035	x	Throughbolt Cap	1.60
06-133	X	Handleset Slider Assembly	2.00
B300-208	x	F62 & B62 Drive Pins (deadbolt screw covers)	1.30
B302-043	x	Trim and Turn Unit, F60 (inside trim)	26.30
F506-828		(1) Thru Bolt	1.30
F605-339		(1) Washer	0.56

LESS LOCK COMPONENTS

Description	Specify	Price
Less Springlatch	LLL for Springlatch	\$4.10 (subtract from list price of lock)
Less Deadlatch	LLL for Deadlatch	4.50 (subtract from list price of lock)
Less Handleset Deadbolt	LLL for Handleset Deadbolt	8.10 (subtract from list price of lock)
Less Handleset Deadbolt Strike	LLL for Handleset Deadbolt Strike	3.20 (subtract from list price of lock)
Less Handleset Latch Strike	LLL for Handleset Latch Strike	2.10 (subtract from list price of lock)
Less Deadbolt	LLL for Deadbolt	8.30 (subtract from list price of lock)
Less Deadbolt Strike	LLL for Deadbolt Strike	3.30 (subtract from list price of lock)
Less Knob Strike	LLL for Knob Strike	2.10 (subtract from list price of lock)
Less Lever Strike	LLL for Lever Strike	2.10 (subtract from list price of lock)

F Series Parts
Thick Door Installation Kits
Miscellaneous Parts, Discontinued Lock Parts
35 - BLANK KEYS

Part No.	Description	Price
35-100*	5 Pin - Standard Bow - Embossed Both Sides	\$1.40
35-101*	6 Pin - Standard Bow - Embossed Both Sides	1.90
35-130*	5 Pin - Standard Bow - Unembossed Both Sides - No Stamping	1.40
35-131*	6 Pin - Standard Bow - Unembossed Both Sides - No Stamping	1.90
35-140	5 Pin - Large Bow - Embossed Both Sides	5.60
35-141	6 Pin - Large Bow - Embossed Both Sides	5.60
35-143	5 Pin - Access Bow - Embossed Both Sides	5.60
35-144	6 Pin - Access Bow - Embossed Both Sides	5.60

*Order in multiples of 50

48 - CUT KEYS

Part No.	Description	Price
48-130	Cut Key - 5 Pin - Standard Bow - Unembossed Both Sides - No Stamping	\$5.90
48-140	Cut Key - 5 Pin - Large Bow - Embossed Both Sides	8.50
48-143	Cut Key - 5 Pin - Access Bow - Embossed Both Sides	8.50
48-180*	Cut Key - 5 Pin - Standard Bow - Embossed Both Sides / Construction Key	5.90
48-181	Cut Key - 6 Pin - Standard Bow - Embossed Both Sides	5.90

*48-180 is used for standard cut keys and residential construction keys

49 - MASTER KEYS

Part No.	Description	Price
49-130	Master Key - 5 Pin - Standard Bow - Embossed Both Sides	10.30
49-140	Master Key - 5 Pin - Large Bow - Embossed Both Sides	13.90
49-143	Master Key - 5 Pin - Access Bow - Embossed Both Sides	13.90
49-180	Schlage Cut Master Key - 5-Pin - Standard with Key Symbol & Registry Number	12.00
49-181	Master Key - 6 Pin - Standard Bow - Unembossed Both Sides - Standard with Key Symbol & Registry Number	9.90

50 - KEY CHARGES

Part No.	Description	Add To Price
50-001	Conventional Cylinder Keyed to Specific Combination	9.90
50-215	Extra Cut Standard Bow Keys Ordered on Lock or Cylinder	3.70
50-227	Extra Cut Large or Access Bow Keys Ordered on Lock or Cylinder	6.00
50-228	Cut Large Bow or Access Bow Keys Substituted for Standard Bow Keys	2.80

*Key Charges are added to the list price of the lock


60 - KEY PACKAGING

Part No.	Description	Price
60-000	Pack Change Keys Independently - PKI - for Split Key Construction Keying	NC
60-001	Pack Change Keys Independently (PKI)	0.50

Key & Cylinder Stamping
Residential Master & Construction Keying

F Series Parts

KEY STAMPING AREA




KEY STAMPING

Description	Notes	Key Type	Specify	Part Number	Price Ea. Key
Visual Key Control (VKC)	1	Classic Conventional	Stamp Key Symbol on Key	50-217	\$2.30
Non-Standard Code	1, 5, 8	All Conventional	Non-Standard Code	50-003	6.20
DO NOT DUPLICATE		Classic Conventional	Stamp Key "Do Not Duplicate"	XQ06-878	N/C
Delete Key Section From Bow		Classic Conventional	Delete Key Section	50-220	4.20
Bitting Not Stamped		Classic Conventional	Delete Key Combination	20-221	4.20
Stamp Bitting		Classic Conventional	(Furnished as Standard)	N/A	N/A

Notes:

- 1. Maximum of 6 characters for VKC, Non-Standard Code or serial number stamping
- 5. Only available on unembossed keys
- 8. Sequential stamping will be charged as Non-Standard Code (example: AA1-1, AA1-2)

CYLINDER STAMPING AREA



KEY STAMPING

Description	Notes	Key Type	Specify	Part Number	Price Ea. Key
Visual Key Control (VKC) with standard key symbols or Non-standard codes	1	Classic Conventional	Stamp key symbol or non-conventional code on face (VKC) or Cylinder core.	50-002	\$5.70
Concealed Key Control (CKC) with standard key symbols or Non-standard codes	1	Classic Conventional	Stamp key symbol or non-conventional code on side (CKC) of core.	50-216	5.70

Notes:

- 1. Maximum of 6 characters for VKC, Non-Standard Code or serial number stamping

F Series Parts
Residential Master Keying (RMK) and/or Residential Construction Keying (RCK)

Qualifications:

- Residential projects
- RMK and/or RCK must be specified on the order
- **Systems are available in 5-Pin C keyway only**
- Systems cannot be combined with Contract Master Key Systems
- **Two levels of keying maximum (Change Key and Master Key levels only)**
- Maison keying allowed
- Door detailing and labeling allowable as listed below

RESIDENTIAL MASTER KEYING (RMK)

Part No.	Description	Price
50-223*	Cylinder Residential Master Keyed (RMK)	2.50
50-009	Cylinder Residential Master keyed with Door ID Labeling (RMKID)	15.60
49-180	Residential Master Key – Not offered for commercial products	12.00

RESIDENTIAL CONSTRUCTION KEYING (RCK) – LOST BALL CONSTRUCTION KEYING

Part No.	Description	Price
50-224*	Cylinder Residential Construction Keyed (RMK)	2.50
50-010	Cylinder Residential Construction keyed with Door ID Labeling (RCKID)	15.60
48-180	Residential Construction Key – Not offered for commercial products	5.90

Notes: Lost ball construction device is triggered by the highest level permanent key unless otherwise specified.

Change keys packed in envelopes and packed in lock box. PKI packing available for additional charge of \$0.60.

Residential Construction Keying charges are in addition to Residential Master Keying charges.

* If Door Labeling is required, the 50-009 RMK with labeling and/or 50-010 RCK with labeling charges will apply

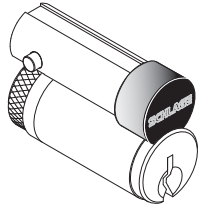
BITTING LISTS (TRANSCRIPTS)

Part No.	Description	Price
50-123	Bitting list for factory master keyed products (requires a written authorization from end-user).	\$194.00**
50-120	Establish new master key system for field master keying (one-time charge). Each bitting is assessed a 50-121 or 50-122 charge below.	29.00
50-121	New master key bitting for cylinders keyed in the field. 50-120 charge assessed if this bitting establishes a new system.	3.70
50-122	New change key bitting for cylinders keyed in the field.	2.90

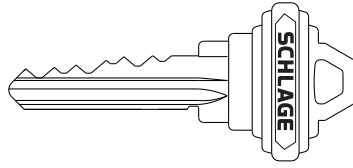
Notes **Can be used for SiteMaster download (keying and bitting details) if ordered as such. Please specify SiteMaster download file if applicable in the details column. Information required: Structure or original order number, end user name, city and state (used to verify the structure number). Also required is an email address for the end user, include their full name to address the email and a "Letter Of Authorization".

Construction Core Program

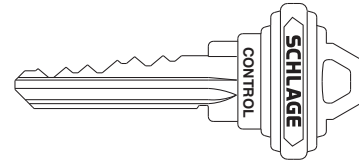
F Series Parts



23-030-ICX



48-101-ICX



48-056-ICX

FULL-SIZE CONSTRUCTION CORE PROGRAM

Temporary construction cores may be ordered with full size interchangeable core locks, mortise cylinders and rim cylinders. These cores may also be ordered separately. All construction cores are assessed a non-refundable handling charge (50-231). See Terms & Conditions for more information.

Features:

- 6 Pin C keyway
- Construction cores have a two-tone face: the faceplate is a flat black finish (622) and the plug is unfinished brass
- Back of each core is marked with the letter that identifies the keyed alike group: A, B or C
- Construction cores are furnished with no keys (NCK). Cut keys must be ordered separately
- A control key is required to install and remove construction cores. Control keys must be ordered separately. If a control key is not ordered, one will be supplied at a charge of \$13
- Construction cores may be returned for credit. Contact your Schlage representative for return authorization. Credit is issued upon receipt of cores at our factory

Part No.	Description	Specify	Price (ea.)
23-030-ICX	Construction core	New jobs: Specify "ICX"	\$61.40
48-101-ICX	Cut key for construction phase (order separately)	Existing jobs: Specify "ICA"	6.80
48-056-ICX	Cut control key (order separately)	"ICB" or "ICC"	13.50
50-231	Non-refundable handling charge (per core)		8.60

Notes:

- 1) To order mortise and rim cylinders with full-size construction cores for a new job, suffix ICX to non-Primus cylinder number. Example: 30-008 ICX. For existing construction core combinations, specify ICA, ICB, or ICC
- 2) Construction cores for a given project are keyed alike to one of a limited number of combinations nationwide. Other Schlage projects in the same area using the same or different contractors may use the same key

Example: For construction core charges and credits: distributor XYZ ordered 150 construction cores with 20 keys and one control key

The following charges apply to this order:

1. 23-030-ICX construction cores (150 units)
2. 48-101-ICX cut keys (20 units)
3. 48-056-ICX cut control key (1 unit)
4. 50-231 non-refundable handling charge (150 units-one per core ordered)

Upon return of the cores to the factory the distributor will be credited for the following:

1. 23-030-ICX construction cores (150 units)

There is no credit for the keys or handling fee

B60 Cylinder Options

FINISHES

		605	608	609	618	619	625	626	505	716	613	620	621	622
B60J	B60 less IC core	•	\$83	•	\$83	\$83	•	\$83	\$85	\$85	•	•	•	•
B60T	B60 with Full Size Construction core	•	121.60	•	121.60	121.60	•	121.60	123.60	123.60	•	•	•	•

J Series Parts


Latches



16-254



16-255



16-068



16-070

LATCHES

FINISHES

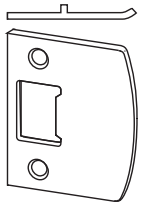
Function	Pkg.	Style/Design	605	609	619	625	626	630	620	716
16-254	Poly Bag	Dual Option Adjustable Spring Latch	\$6.50	\$6.50	•	•	•	\$6.50	•	\$6.50
16-255	Poly Bag	Triple Option Adjustable Dead Latch	8.90	8.90	•	•	•	8.90	•	8.90
16-068	Poly Bag	Triple Option Adjustable Deadbolt Latch	9.20	9.20	•	•	•	9.20	•	9.20
16-070	Poly Bag	Triple Option Adjustable Spring Latch	8.90	8.90	•	•	•	8.90	•	8.90
16-059	Poly Bag	UL-Springlatch, 2 3/8" or 2 3/4"	6.00	6.00	•	•	•	6.00	•	6.00
16-061	Poly Bag	UL-Deadlatch, 2 3/8" or 2 3/4"	6.00	6.00	•	•	•	6.00	•	6.00
16-063	Poly Bag	UL-Deadbolt, 2 3/8" or 2 3/4"	6.00	6.00	•	•	•	6.00	•	6.00
16-057	Poly Bag	UL-Springlatch 16-059 and UL-Deadbolt 16-063	11.50	11.50	•	•	•	11.50	•	11.50

- Note:** 1) specify latch finish when ordering
 2) 630 Latches are used for all 619, 620, 625, 626 and 630 finishes
 3) UL latches only available in square
 4) 16-070 is not available to order with lock, must be ordered individually

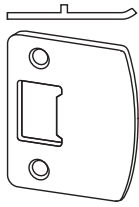
UL latches are not sold separately and must be ordered with the lock

Strikes

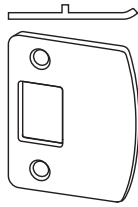
J Series Parts



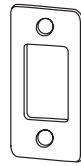
10-100



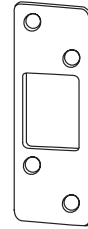
10-101



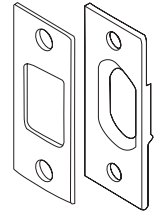
10-102



10-103



10-104



10-099

STRIKES

FINISHES

Part No. w/Lock	Part. No. Sold Separately	Style/Design	FINISHES							
			605	609	619	625	626	630	620	716
10-100	J250-008	Poly Bag , Square Full Lip Strike Knobs and Levers Including 2 Screws	\$2.00	\$2.00	•	•	•	\$2.00	•	\$2.00
10-101	J250-009	Poly Bag , Radius Full Lip Strike Knobs and Levers Including 2 Screws	2.00	2.00	•	•	•	2.00	•	2.00
10-102	J250-010	Poly Bag , Radius Full Lip Strike Deadbolts Including 2 Screws	2.00	2.00	•	•	•	2.00	•	2.00
10-103	J250-026	Poly Bag , Radius Deadbolt Strike 1" x 2 1/4" Round Corner	2.00	2.00	•	•	•	2.00	•	2.00
10-104	J250-027	Poly Bag , Radius Deadbolt Strike 1 1/4" x 3 5/8" Round Corner	2.40	2.40	•	•	•	2.40	•	2.40
10-099	J250-003	Poly Bag , Sq. Strike Plate & Strike Frame Reinforcer 1 1/8" x 2 3/4" Square Corner Deadbolts Including 2 Screws + 2 x 3" Screws	2.40	2.40	•	•	•	2.40	•	2.40

Notes: 1) 630 strikes are used for all 619, 620, 625, 626 and 630 finishes
 2) Strikes can be ordered individually

J Series Parts

REKEYING PINNING PARTS & ACCESSORIES

Function	Style Design	Price
J750-002	#1 Top Pin, 200 pcs/per poly bag	\$0.06
J750-003	#2 Top Pin, 200 pcs/per poly bag	0.06
J750-004	#3 Top Pin, 200 pcs/per poly bag	0.06
J750-005	#0 Bottom Pin, 200 pcs/per poly bag	0.06
J750-006	#1 Bottom Pin, 200 pcs/per poly bag	0.06
J750-007	#2 Bottom Pin, 200 pcs/per poly bag	0.06
J750-008	#3 Bottom Pin, 200 pcs/per poly bag	0.06
J750-009	#4 Bottom Pin, 200 pcs/per poly bag	0.06
J750-010	#5 Bottom Pin, 200 pcs/per poly bag	0.06
J750-011	#6 Bottom Pin, 200 pcs/per poly bag	0.06
J750-012	#7 Bottom Pin, 200 pcs/per poly bag	0.06
J750-013	#8 Bottom Pin, 200 pcs/per poly bag	0.06
J750-014	#9 Bottom Pin, 200 pcs/per poly bag	0.06
J750-015	#2 Master Pin, 200 pcs/per poly bag	0.06
J750-016	#3 Master Pin, 200 pcs/per poly bag	0.06
J750-017	#4 Master Pin, 200 pcs/per poly bag	0.06
J750-018	#5 Master Pin, 200 pcs/per poly bag	0.06
J750-019	#6 Master Pin, 200 pcs/per poly bag	0.06
J750-020	#7 Master Pin, 200 pcs/per poly bag	0.06
J750-021	#8 Master Pin, 200 pcs/per poly bag	0.06
J750-022	#9 Master Pin, 200 pcs/per poly bag	0.06
J750-023	Pin Tumbler Key Gauge	3.80
J750-024	Plug Clip, 50 pcs/per poly bag	0.06
J750-025	Pin Spring, 100 pcs/per poly bag	0.12
J750-026	Cylinder Cap, 50 pcs/per poly bag	0.12
J750-027	Deadbolt Spring, 100 pcs/per poly bag	0.12
J750-028	Deadbolt Cap Pin, 100 pcs/per poly bag	0.06
J750-029	Follower Tool	4.20
J750-030	Cylinder Removing Tool	3.40
J750-001	RCK Lost Balls, 200 pcs/per poly bag	0.04
J250-029	Spanner Wrench for removing cylinder face	1.10
Key Kits		
J250-006	Master Rekeying Kit	\$167.00
J250-007	Retail Key Kit	135.00

HANDLESET THROUGHOLT KITS

FINISHES

Function	Style/Design	605	609	619	625	626	630	620	716
		for use with 619/625/626/630 finishes							
J250-036	Handleset Throughbolt Kit - throughbolt screw, washer, and cap	\$2.30	\$2.30	.	.	.	\$2.30	\$2.30	\$2.30

COMPLETE CYLINDERS

FINISHES

Function	Style/Design	605	609	619	625	626	630	620	716
		for use with 605/609/716 finishes				for use with 619/620/625/ 626/630 finishes			
J250-000	5-Pin Complete Cylinder & Cut Key with 4 lost ball holes - JD60 Deadbolt (Single)	\$17.80	\$17.80	.	.
J250-001	5-Pin Complete Cylinder & Cut Key with 4 lost ball holes - J54 Knobs	17.80	17.80	.	.
J250-002	5-Pin Complete Cylinder & Cut Key with 4 lost ball holes - J54 Levers	17.80	17.80	.	.

COMPLETE CYLINDERS

FINISHES

Function	Style/Design	605	609	619	625	626	630	620	716
		for use with 605/609/716 finishes				for use with 619/620/625/ 626/630 finishes			
J750-033	Cylinder Shell (Keyed Knob)	\$7.80	\$7.80	.	.
J750-034	5-Pin Broached Cylinder Plugs (Keyed Knob)	8.30	8.30	.	.
J750-035	Cylinder Shell (Keyed Lever)	8.30	8.30	.	.
J750-036	5-Pin Broached Cylinder Plugs (Keyed Lever) (Deadbolts DS)	8.30	8.30	.	.
J750-052	5-Pin Broached Cylinder Plugs	9.90	9.90	.	.
J750-054	Single Cylinder Deadbolt Tailpiece	2.30	2.30	.	.
J750-056	Cylinder Shell (Deadbolts DS Single/Double Outside) (Pre-loaded with Top Pins)	7.80
J750-058	Cylinder Shell (Deadbolts DS Double Inside) (Pre-loaded with Top Pins)	7.80	7.80	.	.

- Ordering part includes interior and exterior tailpiece

- Notes:** 1) 630 throughbolt cap also used for 619/625/626
 2) 630 cylinder plugs are used for 619, 620, 625, 626 and 630 finishes
 3) 605 cylinder plugs are used for 605, 609 and 716 finishes

J Series Parts

REKEYING PINNING PARTS & ACCESSORIES

Function	Style Design	Price
Keys Ordered with Locks or Cylinders		
50-001	Lock Keyed to a Specific Combination	\$7.40
50-215	Extra Cut Keys Ordered on Lock with Cylinder	3.60
Residential Master Keying (RMK)		
50-223	Cylinder Residential Master Keyed	2.40
49-155	Residential Master Key	10.50
Residential Construction Keying (RCK)		
50-224	Cylinder Residential Construction Keyed	2.40
48-155	Residential Construction Key	6.20
Key Blanks		
J750-061	5-Pin Standard Bow, Embossed Both Sides, No Stamping, C-Section Only, (order in quantities of 50)	0.80

Padlocks PS-1
 Cables & Chains PS-2
 Security Hasps PS-3

Padlocks



KS43F
Brass Padlock



KS72F
Steel Padlock

Commercial Security - Rekeyable Padlocks

UPC	Description	Shackle Height (in.)	Shackle Cable Link Dia. (in.)	Size (in.)	Size (mm)	Price
720018997412	Brass Padlock 23 Series, K-N-K Cyl 1 1/2" Shackle, KD	1 1/2	5/16	1 25/32	45mm	\$53.70
720018997405	Brass Padlock 23 Series Brass K-N-K Cyl 2" Shackle, KD	2	5/16	1 25/32	45mm	53.90
720018997290	Brass Padlock 43 Series Brass K-N-K Cyl 1 1/2" Shackle, KD	1 1/2	3/8	1 15/16	50mm	57.10
720018997283	Brass Padlock 43 Series Brass K-N-K Cyl 2" Shackle, KD	2	3/8	1 15/16	50mm	57.40
720018997764	Steel Padlock - 72 Round body, K-N-K Cyl 2", KD	2	7/16	2 5/8	67.5mm	61.80



850410
Laminated Padlock



855156
Steel Padlock



851226
Steel Padlock

FlexSecurity - Non Rekeyable Padlocks

UPC	Description	Shackle Height (in.)	Shackle Cable Link Dia. (in.)	Size (in.)	Size (mm)	Price
720018850410	Covered Laminated Steel Padlock, 2 Pack - KA	1 1/8	1/4	1 1/2	38mm	\$22.40
720018999232	Extra Large "U" Steel Padlock 4" x 11", - KD	11	1/2	7 1/8	181mm	32.60
720018855156	Shackle-less Steel, Round body Padlock - KD	•	3/8	2 7/8	73mm	41.00
720018851226	Steel Padlock, Round body 2" Shackle - KA	2	7/16	2 1/2	63.5mm	35.50
720018994831	Steel Padlock, Round body 2" Shackle - KA, 2-Pack	2	7/16	2 1/2	63.5mm	49.40

Cables, Chains & Padlocks

Cables & Chains



999218
Locking Cable



994862
Double Looped
Cable & Padlock



999225
Locking Resettable
Combination Cable



001140
Locking Chain

FlexSecurity - Cables & Chains

UPC	Description	Shackle Cable Link Dia. (in.)	Loop Height (in.)	Loop Width (in.)	Chain/Cable Length (ft.)	Price
720018001140	Locking Chain - 5' x 5/16" (7mm)	5/16	•	•	5	\$42.80
720018001157	Locking Chain - 4' x 3/16" (5mm)	7/32	•	•	4	26.10
720018994800	Double Looped Cable & Padlock - 4' x 3/8" with Covered Weather-proof Padlock	3/8	2 1/4	•	4	23.30
720018994862	Double Looped Cable & Padlock - 15' x 3/8" with Covered Weather-proof Padlock	3/8	2 1/4	•	15	36.60
720018999201	Rekeyable Locking Cable - 6' x 5/8"	5/8	•	•	6	60.00
720018999218	Locking Cable - 5' x 1/2"	1/2	•	•	5	24.80
720018999225	Locking Resettable Combination Cable - 5' x 3/8"	3/8	•	•	5	25.80



999263
Double Loop Chain



999461
Cinch Chain

FlexSecurity - Double Looped Cables

UPC	Description	Shackle Cable Link Dia. (in.)	Loop Height (in.)	Loop Width (in.)	Chain/Cable Length (ft.)	Price
720018820406	Double Looped Cable - 7' x 5/8"	5/8	•	3 3/8	7	\$36.90
720018999249	Double Looped Cable - 4' x 3/8"	3/8	•	1 1/8	4	13.50
720018999256	Double Looped Cable - 7' x 3/8"	3/8	•	1 1/8	7	17.40
720018999263	Double Looped Cable - 15' x 3/8"	3/8	•	1 1/8	15	29.30
720018999270	Double Looped Cable - 30' x 3/8"	3/8	•	1 1/8	30	47.10

FlexSecurity - Cinch Chains


UPC	Description	Shackle Cable Link Dia. (in.)	Loop Height (in.)	Loop Width (in.)	Chain/Cable Length (ft.)	Price
720018999461	Cinch Ring Security Chain - 3' 3" - (No lock)	1/2	•	•	3.25	\$42.70
720018999478	Cinch Ring Security Chain - 5' - (No Lock)	1/2	•	•	5	80.70

Cables, Chains & Padlocks

Security Hasps



855101



855118



855125



994848

FlexSecurity - Hasps

UPC	Description	Body Size (in.)	Body Size (mm)	Locking Eye Dia. (in.)	Price
720018855101	Vehicle Security Hasp	8 1/2 x 4 1/2	21.6cm x 11.4cm	5/8	\$32.30
720018855118	Flexible Double-Hinged Security Hasp	7 3/4 x 1 3/4	19.7cm x 4.4cm	1/2	10.20
720018855125	Center Hole Security Hasp	5 x 2	12.7cm x 5.1cm	1/2	9.90
720018994848	Steel Bar Security Hasp	4 1/2 x 1 5/8	11.4cm x 4.1cm	1/2	5.30

Commercial Security - Repair Kit

UPC	Description	Price
720018997818	Spare Parts - Repl Accessory Service Repair Kit, SFIC, KNK, Specialty	\$401.00

Product Warranties Warranties-1
 General Terms & Conditions Warranties-8
 Standard Product Terms & Conditions . . . Warranties-13

PRODUCT WARRANTIES

COMMERCIAL APPLICATIONS

Limited Warranty

Schlage Lock Company, LLC (the “Company”) extends a three year limited warranty to the original user of the products manufactured by the Company (the “Products”) against defects in material and workmanship from the date of purchase. Certain Products contain restrictions to this limited warranty, additional warranties, or different warranty periods. Please see below for specific Product warranty information.

What The Company Will Do: Upon return of the defective Product to the Company or its authorized distributor for inspection, free and clear of all liens and encumbrances and accompanied by the statement of defects of proof of purchase, the Company will replace the Product.

Original User: These warranties only apply to the Original User of Products. These warranties are not transferable.

What Is Not Covered: The following costs, expenses and damages are not covered by the provisions of this limited warranty: (i) labor costs including, but not limited to, such costs as the removal and reinstallation of Product; (ii) shipping and freight expenses required to return Product to Schlage; (iii) failures, defects, or damage (including, but not limited to, any security failure or loss of data) caused by any third party product, service, or system connected or used in conjunction with the Product; and (iv) any other incidental, consequential, indirect, special and/or punitive damages, whether based on contract, warranty, tort (including, but not limited to, strict liability or negligence), patent infringement, or otherwise, even if advised of the possibility of such damages.

The provisions of these limited warranties do not apply to Products: (i) used for purposes for which they are not designed or intended; (ii) which have been subjected to alteration, misuse, abuse, negligence, or accident; (iii) which have been improperly stored, installed, maintained, repaired or operated; (iv) which have been used in violation of written instructions provided by Schlage; (v) which have been subjected to improper temperature, humidity, or other environmental

conditions (i.e., corrosion); or (vi) which, based on the Company’s examination, do not disclose to the Company’s satisfaction non-conformance to the warranties. Additionally, the Company will not warrant ANSI A156.2 Grade 2 lever Product installed in educational facilities and student housing.

Additional Terms: The Company does not authorize any person to create for it any obligation or liability in connection with the Products. The Company’s maximum liability under these warranties is limited to the purchase price of the Product. No action arising out of any claimed breach of these warranties by the Company may be brought by the Original User more than one (1) year after the cause of action has arisen.

How Local Law Applies: These warranties give you specific legal rights, and you may also have other rights permitted by law.

SPECIFIC PRODUCT WARRANTY RESTRICTIONS/ ADDITIONAL WARRANTIES:

ND-Series Levers 7-Year Mechanical Warranty

The limited warranty is for a period of seven (7) years from the date of purchase and is subject to the restrictions of these limited warranties.

Small Format Interchangeable Core (SFIC) Warranty

The limited warranty also applies to Schlage locks and housings when used with another manufacturer’s cores, or to Schlage cores (i.e, SFIC) when used in another manufacturer’s locks and housings. The use of unauthorized cylinder cams or other components with the Products shall void these warranties.

Everest® Primus® and Everest Primus XP Limited Lifetime Key **Breakage Warranty**

A limited lifetime warranty is provided to the original user against breakage and is subject to the restrictions of these limited warranties.

Portable Security Limited Lifetime Warranty

A limited lifetime warranty is provided to the original user and is subject to the restrictions of these limited warranties.

RESIDENTIAL APPLICATIONS

Lifetime Limited Mechanical & Finish Warranty and 3-Year Limited Electronics Warranty

Warranties

Subject to the terms and conditions of this warranty, Schlage extends a lifetime limited mechanical and finish warranty and a three-year limited electronics warranty to the original consumer user ("Original User") of our Schlage brand product ("Product") against defects in material and workmanship, as long as the Original User occupies the residential premises upon which the Product was originally installed.

What Schlage will do: Upon return of the defective Product to Schlage, Schlage's sole obligation, at its option, is to either repair or replace the Product, or refund the original purchase price in exchange for the Product. Original User: This warranty only applies to the Original User of Products. This warranty is not transferable.

What Is Not Covered: The following costs, expenses and damages are not covered by the provisions of this limited warranty: (i) labor costs including, but not limited to, such costs as the removal and reinstallation of Product; (ii) shipping and freight expenses required to return Product to Schlage; (iii) failures, defects, or damage (including, but not limited to, any security failure or loss of data) caused by any third party product, service, or system connected or used in conjunction with the Product; and (iv) any other incidental, consequential, indirect, special and/or punitive damages, whether based on contract, warranty, tort (including, but not limited to, strict liability or negligence), patent infringement, or otherwise, even if advised of the possibility of such damages.

The provisions of this warranty do not apply to Products: (i) used in commercial applications; (ii) used in common area applications; (iii) used for purposes for which they are not designed or intended; (iv) which have been subjected to alteration, abuse, misuse, negligence or accident; (v) which have been improperly stored, installed, maintained or operated; (vi) which have been used in violation of written instructions provided by Schlage; (vii) which have been subjected to improper temperature, humidity or other environmental conditions; or (viii) which, based on Schlage's examination, do not disclose to Schlage's satisfaction non-conformance to the warranty. Additionally, this warranty DOES NOT COVER scratches, abrasions, or deterioration due to the use of paints, solvents or other chemicals.

Exclusions: Oil Rubbed Bronze finish (613) is designed to improve over time and change in appearance, creating a living finish through daily use and thus, finish discoloration is not applicable to the above warranty. Additional terms: Schlage does not authorize any person to create for it any obligation or liability in connection with the Product. Schlage's maximum

liability here under is limited to the original purchase price of the Product. No action arising out of any claimed breach of this warranty by Schlage may be brought by the Original User more than one (1) year after the cause of action has arisen.

How local law applies: This warranty gives you specific legal rights, and you may also have other rights as otherwise permitted by law. If this Product is considered a consumer product, please be advised that some local laws do not allow limitations on incidental or consequential damages or how long an implied warranty lasts, so that the above limitations may not fully apply. Refer to your local laws for your specific rights under this warranty.

Guaranteed Fit Program: Schlage products are designed to fit standard residential door preparations and retrofit existing tubular locks. Note: Mortise locks and preparations are not considered standard and are not guaranteed under this program. During the initial installation, if there is a problem with the Product's performance, the Original User may simply contact Schlage Customer Service at 888-805-9837 in the U.S. and Canada or 800-506-7866 in Mexico for assistance.

Program and warranty claims: If you encounter a residential door preparation or fit issue under the Guaranteed Fit Program or have a claim under this warranty, please contact Schlage Customer Service for repair, replacement or refund of the original purchase price in exchange for the return of the Product to Schlage.

J-Series Lifetime Mechanical Warranty and 5-year Finish Warranty

Subject to the terms and conditions of this warranty, Schlage Lock Company, LLC ("Schlage") extends a lifetime limited mechanical and 5-year finish warranty to the original consumer user ("Original User") of Dexter by Schlage products ("Product") against defects in material and workmanship, as long as the Original User occupies the residential premises upon which the Product was originally installed.

What Schlage will do: Upon return of the defective Product to Schlage, Schlage's sole obligation, at its option, is to either repair or replace the Product, or refund the original purchase price in exchange for the Product. Original User: This warranty only applies to the Original User of Products. This warranty is not transferable.

What is not covered: The following costs, expenses and damages are not covered by the provisions of this limited Warranty: (i) labor costs including, but not limited to, such costs as the removal and reinstallation of Product; (ii) shipping and freight expenses required to return Product to Schlage; and (iii) any other incidental, consequential, indirect, special and/or punitive damages, whether based on contract, warranty, tort (including, but not limited to, strict liability or negligence), patent infringement, or otherwise, even if advised of the possibility of such damages. Some local laws do not allow the exclusion or limitation of incidental or consequential damages, so the above exclusion or limitation may not apply to you.

The provisions of this warranty do not apply to Products: (i) used in commercial applications; (ii) used in common area applications; (iii) used for purposes for which they are not designed or intended; (iv) which have been subjected to alteration, abuse, misuse, negligence or accident; (v) which have been improperly stored, installed, maintained or operated; (vi) which have been used in violation of written instructions provided by Schlage; (vii) which have been subjected to improper temperature, humidity or other environmental conditions; or (viii) which, based on Schlage's examination, do not disclose to Schlage's satisfaction non-conformance to the warranty. Additionally, this warranty DOES NOT COVER scratches, abrasions, or deterioration due to the use of paints, solvents or other chemicals.

PRODUCT WARRANTIES, ADDITIONAL TERMS & CONDITIONS:

Commercial and Residential Applications

Additional Terms: The Company does not authorize any person to create for it any obligation or liability in connection with the Products. The Company's maximum liability under these warranties is limited to the purchase price of the Product. No action arising out of any claimed breach of these warranties by the Company may be brought by the Original User more than one (1) year after the cause of action has arisen.

How Local Law Applies: This warranty gives you specific legal rights, and you may also have other rights as otherwise permitted by law.

Note: Should the Product be considered a consumer product as may be covered by the Magnusson Moss Federal Warranty Act, please be advised that: (1) Some states do not allow limitations or incidental consequential damages or how long an implied warranty lasts so that the above limitations may not fully apply; and (2) This warranty gives specific legal rights and a user may have other rights which may vary from state to state.

For warranty service and shipping instructions contact:

Schlage Customer Commitment Center
2119 East Kansas City Road
Olathe, KS 66061
(800) 847-1864, Option 1
(888) 805-9837 Consumer
Fax (800) 366-5625

The Schlage Lock Company, LLC reserves the right to make changes in designs and specifications or to make additions or improvements on its products without notice and without incurring any obligation to incorporate them on products previously manufactured. The Schlage Lock Company, LLC is not responsible for any modification, addition or alteration to our products by others.

DISTRIBUTION FUNCTION AND LOCATION POLICY

The Schlage customer relationship includes the nonexclusive area of primary sales responsibility and the channel of distribution assigned by Schlage. It is vital to our success and for the effective management of the distribution of our products that the Schlage customer relationship, once it is satisfactorily established between us, should not be changed without our approval. Therefore, after selection by Schlage as a distributor of one or more of Schlage products, a customer should continue to perform that distribution function from the location of its business at the place or places utilized at the time of selection. A customer should not change its Schlage distribution function or establish a different or additional location without the prior written consent of Schlage.

Schlage reserves the right to discontinue, after appropriate notice, sale of its products to any customer which refuses to adhere to this policy. Schlage also reserves the right to change, in its sole discretion, the number and locations of the distributors authorized to distribute its products in any area. This determination will be based upon, among other considerations, the success or failure in developing the market for Schlage products.

HARDWARE FINISHES

Schlage Lock finishes are durable, top quality finishes obtained by the careful processing of solid brass, bronze, stainless steel or other materials. Where required, a protective clear coating is applied and cured under high temperature. It is important that climatic conditions and usage be taken under consideration when selecting finishes. This is especially true in areas subjected to strong corrosive vapors, humid

climate or sea air which, in a short time, may have a damaging effect on metal finishes. The longevity and preservation of the finish appearance is determined by base metal and finishing process. Clear protective coating or other organic finishing applications may require different methods of cleaning and care. As an example, non-clear coated finishes should not be cleaned with soaps or any solvents; organically coated surfaces should periodically be cleaned with a mild, nonabrasive soap and buffed lightly with a clean cloth. The type of base metal and finishing techniques must be considered when applying any cleaning or preservative method. Contact the Schlage Technical Services Department for further information on the care of finished hardware.

In some instances, for customer convenience, the most appropriate BHMA finish symbols are used to indicate similarity of appearance, regardless of base metal of finishing process. A, AL, D, ND, F, FA, H, S, S200-Series and Dexter by Schlage levers are zinc-based material and are plated to match finishes indicated. Finishes of latches, strikes, cylinders/cores, and visible mounting screws, though similar in appearance, may differ from the finish of the trim. Finish numbers in the 600-Series are the BHMA (Builders Hardware Manufacturers Association) industry standard.

Finish Codes and Descriptions:

The nearest old U.S. equivalent code designations are shown in parenthesis ().

Code	Description
505	Bright Brass
605 (3)	BRIGHT BRASS, Clear Coated
608	Satin Brass
609 (5)	ANTIQUÉ BRASS, Satin Brass, Blackened, Satin Relieved, Clear Coated
613* (10B)	OIL RUBBED BRONZE, Oxidized Satin Bronze, Oil Rubbed, No Coating
618	Polished Nickel
619 (15)	SATIN NICKEL, Satin Nickel Plated, Clear Coated
620 (15A)	ANTIQUÉ PEWTER, Satin Nickel Plated, Blackened, Satin Relieved, Clear Coated
621	Distressed Nickel, Clear Coated
622	MATTE BLACK, Coated
625 (26)	BRIGHT CHROMIUM PLATED, No Coating
626 (26D)	SATIN CHROMIUM PLATED, No Coating
630 (32D)	SATIN STAINLESS STEEL, No Coating
716	AGED BRONZE, Clear Coated

* Oil rubbed bronze (613) is considered a category "B" finish by ANSI/BHMA and will vary in color when applied to different alloys and forms of base material. 613 will also vary from production lot and additionally from one manufacturer to another. Oil rubbed bronze will wear off over time due to the "rubbed" finishing method that has no protective coating or plating.

Dexter J Series Grade 3 finishes have durable, top quality finishes obtained by the careful processing of solid brass, stainless steel or other materials. Where required, a protective clear coating is applied and cured under high temperature. It is important that climatic conditions and usage be taken under consideration when selecting finishes. This is especially true in areas subjected to strong corrosive vapors, humid climate or sea air which, in a short time, may have a damaging effect on metal finishes. The longevity and preservation of the finish appearance is determined by base metal and finishing process. Clear protective coating or other organic finishing applications may require different methods of cleaning and care. As an example, non-clear coated finishes should not be cleaned with soaps or any solvents; organically coated surfaces should periodically be cleaned with a mild, non-abrasive soap and buffed lightly with a clean cloth. The type of base metal and finishing techniques must be considered when applying any cleaning or preservative method. Contact the Schlage Technical Service Department for further information on the care of finished hardware.

In some instances, for customer convenience, the most appropriate Builders Hardware Manufacturers Association (BHMA) finish symbols are used to indicate similarity of appearance, regardless of base metal of finishing process. J-Series levers are zinc-based material and are plated to match finishes indicated. Finish numbers in the 600-Series are the BHMA industry standard. The nearest old U.S. equivalent code designations are shown in parentheses. Refer to each lock series section for standard finish availability.

Finish Codes and Descriptions:

Code	Description
605 (US3)	BRIGHT BRASS, Clear Coated
608	Satin Brass
609 (US5)	ANTIQUÉ BRASS, Satin Brass, Blackened, Satin Relieved, Clear Coated
618	Polished Nickel
619 (US15)	SATIN NICKEL, Clear Coated
620 (US15A)	ANTIQUÉ PEWTER, Clear Coated
625 (US26)	BRIGHT CHROME, Clear Coated
626 (US26D)	SATIN CHROME, No Coating
630 (US32D)	SATIN STAINLESS STEEL, No Coating
716	Aged Bronze, Clear Coated

Lifetime Mechanical Warranty

Schlage Lock Company, LLC ("Schlage") extends a lifetime Mechanical Warranty to the original user ("User") of Dexter by Schlage products ("Product") against mechanical defects in material and workmanship as long as the User occupies the residential premises in which the Product was originally installed.

This warranty DOES NOT COVER (i) product finish, (ii) abused or misused Products, or (iii) Products used in commercial applications. Upon return of a defective Product to Schlage, Schlage shall either replace the Product or refund the purchase price in exchange for the Product.

SCHLAGE MAKES NO OTHER WARRANTY, CONDITION OR REPRESENTATION OF ANY KIND WHATSOEVER, EXPRESSED OR IMPLIED, STATUTORY OR OTHERWISE, EXCEPT THAT OF TITLE, AND ALL IMPLIED WARRANTIES AND CONDITIONS RELATING TO MERCHANTABILITY AND FITNESS FOR A PARTICULAR PURPOSE, ARE HEREBY DISCLAIMED. IN NO EVENT SHALL SCHLAGE BE LIABLE FOR ANY INCIDENTAL, SPECIAL, INDIRECT, PUNITIVE OR CONSEQUENTIAL DAMAGES ARISING FROM THE SALE, USE OR MISUSE OF THIS PRODUCT.

Note: Some states do not allow limitations on incidental, special, or consequential damages, so the above limitations may not fully apply.

This warranty gives specific legal rights, and you may also have other rights which vary from state to state.

5-Year Finish Warranty

Schlage Lock Company, LLC ("Schlage") extends a 5-Year Finish Warranty to the original user ("User") of Dexter by Schlage products ("Product") against tarnishing, and damage from corrosives like salt, sun, humidity and cleaning products for a period of 5 years provided that the User continues to occupy the residential premises in which the Product was originally installed.

This warranty DOES NOT COVER (i) scratches or abrasion, (ii) abused or misused Products, or (iii) Products used in commercial applications. Upon return of a defective Product to Schlage, Schlage shall either replace the Product or refund the purchase price in exchange for the Product.

SCHLAGE MAKES NO OTHER WARRANTY, CONDITION OR REPRESENTATION OF ANY KIND WHATSOEVER, EXPRESSED OR IMPLIED, STATUTORY OR OTHERWISE, EXCEPT THAT OF TITLE, AND ALL IMPLIED WARRANTIES AND CONDITIONS RELATING TO MERCHANTABILITY AND FITNESS FOR A PARTICULAR PURPOSE, ARE HEREBY DISCLAIMED. IN NO EVENT SHALL SCHLAGE BE LIABLE FOR ANY INCIDENTAL, SPECIAL, INDIRECT, PUNITIVE OR CONSEQUENTIAL DAMAGES ARISING FROM THE SALE, USE OR MISUSE OF THIS PRODUCT.

Note: Some states do not allow limitations on incidental, special, or consequential damages, so the

above limitations may not fully apply. This warranty gives specific legal rights, and you may also have other rights which vary from state to state.

Product Warranties, Additional Terms and Conditions

THE COMPANY MAKES NO OTHER WARRANTY, AND ALL IMPLIED WARRANTIES INCLUDING ANY WARRANTY OF MERCHANTABILITY OR FITNESS FOR A PARTICULAR PURPOSE ARE HEREBY DISCLAIMED. THE COMPANY'S MAXIMUM LIABILITY HEREUNDER IS LIMITED TO THE PURCHASE PRICE OF THE PRODUCT. IN NO EVENT SHALL THE COMPANY BE LIABLE FOR ANY CONSEQUENTIAL, INDIRECT, INCIDENTAL OR SPECIAL DAMAGES OF ANY NATURE ARISING FROM THE SALE OR USE OF THIS PRODUCT, WHETHER IN CONTRACT, TORT, STRICT LIABILITY OR OTHERWISE.

Should the Product be considered a consumer product as may be covered by the Magnusson Moss Federal Warranty Act, please be advised that:

(1) Some states do not allow limitations on incidental consequential damages or how long an implied warranty lasts so that the above limitations may not fully apply; (2) This warranty gives specific legal rights and a buyer may also have other rights which may vary from state to state.

For warranty service and shipping instructions, contact the:

Schlage Customer Commitment Center
2119 East Kansas City Road
Olathe, KS 66061
(800) 847-1864, option 1
(888) 805-9837, consumer
fax (800) 366-5625

Schlage reserves the right to make changes in designs and specifications or to make additions or improvements on its products without notice and without incurring any obligation to incorporate them on products previously manufactured. Schlage is not responsible for any modification, addition or alteration to our products by others.

Distribution Function and Location Policy

The Schlage customer relationship includes the nonexclusive area of primary sales responsibility and the channel of distribution assigned by Schlage. Each member of the Schlage channel of distribution is free to sell in any area and at any price. It is vital to our success and for the effective management of the distribution of our products that the Schlage customer relationship, once it is satisfactorily established between us, should not be changed without our approval. Therefore, after selection by Schlage as a distributor of one or more of Schlage products, a customer should continue to perform that distribution function from the location

of its business at the place or places utilized at the time of selection. A customer should not change its Schlage distribution function or establish a different or additional location without the prior written consent of Schlage.

Schlage reserves the right to discontinue, after appropriate notice, sale of its products to any customer which refuses to adhere to this policy. Schlage also reserves the right to change, in its sole discretion, the number and locations of the distributors authorized to distribute its products in any area. This determination will be based upon, among other considerations, the success or failure in developing the market for Schlage products.

CONNECTED HOME PRODUCTS WARRANTY

PATENT NOTICE: Schlage® products and those of its subsidiary companies and licensees may be covered by both issued and pending U.S. and foreign patents, copyrights and trademarks.

Manufactured items are covered by one or more of the following patents:

5070715	5152558	5308131	5395144	5593193
5598726	5640863	5683127	5715717	5765412
5769472	5809816	5816086	5820290	5881590
5918916	6286347	6297725	6523375	6533336
6540274	6581426	6802546	6905773	6926319
7143477	7159424	D372417	D372854	D406056
D406528	D426452	D428324	D450558	D457048
D457049	D458829	D467155	D472788	D487388
D520331	D520332	D537702	D541620	D543435

LOCK PRODUCT: Lifetime Limited Mechanical and Finish Warranty and 3-Year Limited Electronics Warranty Subject to the terms and conditions of this warranty, Schlage extends a lifetime limited mechanical and finish warranty and a three-year limited electronics warranty to the original consumer user ("Original User") of our Schlage brand lock product ("Lock Product") against defects in material and workmanship, as long as the Original User occupies the residential premises upon which the Lock Product was originally installed.

Guaranteed Fit Program: Schlage Lock Products are designed to fit standard residential door preparations and retrofit existing tubular locks. Note: Mortise locks and preparations are not considered standard and are not guaranteed under this program. During the initial installation, if there is a problem with the Lock Product's performance, the Original User may simply contact Schlage Customer Service at 877-288-7707 in the U.S. and Canada.

NON-LOCK PRODUCT: 1-Year Limited Mechanical and Electronics Warranty Subject to the terms and conditions of this warranty, Schlage extends a 1-year limited mechanical and electronics warranty to the original consumer user ("Original User") of our Schlage brand non-lock

product used in conjunction with our Lock Product ("Non-Lock Product") against defects in material and workmanship, as long as the Original User occupies the residential premises upon which the Lock Product was originally installed. "Lock Product" and "Non-Lock Product" are collectively referred to herein as "Product".

What Schlage will do: Upon return of the defective Product to Schlage, Schlage's sole obligation, at its option, is to either repair or replace the Product, or refund the original purchase price in exchange for the Product.

Original User: This warranty only applies to the Original User of Products. This warranty is not transferable.

What is not covered: The following costs, expenses and damages are not covered by the provisions of this limited warranty: (i) labor costs including, but not limited to, such costs as the removal and reinstallation of Product; (ii) shipping and freight expenses required to return Product to Schlage; (iii) failures, defects, or damage (including, but not limited to, any security failure or loss of data) caused by any third party product, service, or system connected or used in conjunction with the Product; and (iv) any other incidental, consequential, indirect, special and/or punitive damages, whether based on contract, warranty, tort (including, but not limited to, strict liability or negligence), patent infringement, or otherwise, even if advised of the possibility of such damages. The provisions of this warranty do not apply to Product: (i) used in commercial applications; (ii) used in common area applications; (iii) used for purposes for which they are not designed or intended; (iv) which have been subjected to alteration, abuse, misuse, negligence or accident; (v) which have been improperly stored, installed, maintained or operated; (vi) which have been used in violation of written instructions provided by Schlage; (vii) which have been subjected to improper temperature, humidity or other environmental conditions; or (viii) which, based on Schlage's examination, do not disclose to Schlage's satisfaction non-conformance to the warranty. Additionally, this warranty DOES NOT COVER scratches, abrasions, or deterioration due to the use of paints, solvents or other chemicals.

Exclusions: Oil Rubbed Bronze finish (613) is designed to improve over time and change in appearance, creating a living finish through daily use and thus, finish discoloration is not applicable to the above warranty. Additional terms: Schlage does not authorize any person to create for it any obligation or liability in connection with the Product. Schlage's maximum liability hereunder is limited to the original purchase price of the Product. No action arising out of any claimed breach of this warranty by Schlage may be brought by the Original User more than one (1) year after the cause of action has arisen.

How local law applies: This warranty gives you specific legal rights, and you may also have other rights as otherwise permitted by law. If this Product is considered a consumer product, please be advised that some local laws do not allow limitations on incidental or consequential damages or how long an implied warranty lasts, so that the above limitations may not fully apply. Refer to your local laws for your specific rights under this warranty.

Program and warranty claims: If you encounter a residential door preparation or fit issue under the Guaranteed Fit Program or have a claim under this warranty, please contact Schlage Customer Service for repair, replacement or refund of the original purchase price in exchange for the return of the Product to Schlage.

GENERAL TERMS & CONDITIONS

SCHLAGE GENERAL TERMS AND CONDITIONS OF SALE AND SERVICE

1. GENERAL. (a) This Agreement contains the terms and conditions by which Company will quote and sell its Products and Services to Customer. (b) The terms “purchase order” or “order” for the purposes of this Agreement include the term “request for quotation,” as appropriate. (c) This Agreement supersedes all pre-printed and boilerplate terms and conditions set forth in any purchase order issued by Customer. (d) No reference herein to Customer’s purchase order will in any way incorporate different or additional terms and conditions which are hereby objected to. (e) ANY ACCEPTANCE BY COMPANY OF CUSTOMER’S PURCHASE ORDER IS EXPRESSLY CONDITIONED ON THE CUSTOMER’S ASSENT TO AND ACCEPTANCE OF THE TERMS AND CONDITIONS CONTAINED IN THIS AGREEMENT. (f) In the event of a conflict between this Agreement and a purchase order issued by Customer, the terms of this Agreement will prevail. In the event of a conflict between this Agreement and any specific Product or Service terms and conditions, the specific Product or Service terms and conditions will prevail.

2. SCOPE OF PRODUCTS AND SERVICES AND ORDERS.

(a) **Scope of Products and Services.** The scope of the Products and Services (including, but not limited to location) are (i) attached to this Agreement, (ii) separately furnished by Company to Customer, or (iii) subject to Section 1 herein, contained in an order submitted by Customer. Non-standard finishes and special items may be available. Contact Company for such availability. All Products that come in “kits” cannot be sold as individual pieces. See the specific product terms and conditions for exceptions. (b) **Orders.** All orders submitted by Customer must be in written form acceptable to Company. A minimum net Product or Service order value, excluding freight charges, may be required for each order. Such minimum net Product or Service order value will be (i) attached to this Agreement; (ii) separately identified in the specific Product Price Book; or (iii) separately furnished by Company to Customer. In the event the order value does not meet any required minimum net Product or Service value, Company will, at its sole discretion, either (i) increase the quantity of items in the order to meet the minimum net Product or Service value provided herein; (ii) apply a minimum order charge; or (iii) reject the order. (c) **Receipt of an Order.** Company will acknowledge receipt of each order issued in

accordance with this Agreement and will notify Customer whether such order has been accepted or rejected, in whole or in part, by Company. If Company fails to acknowledge receipt of an order, within a reasonable time period, such failure to acknowledge receipt will be deemed a rejection of the entire order. (d) **Changes to Orders.** Any changes to orders must be acknowledged by Company in writing. Company reserves the right to deny any changes to orders, which have been previously acknowledged by Company. The time period for making any changes to orders for Products will be (i) attached to this Agreement; (ii) separately identified in the specific Product Price Book; or (iii) separately furnished by Company to Customer. All changes to orders are subject to a change order charge of 25% of the net Product or Service value or \$25.00, whichever is greater, plus the cost of fabrication or raw material that will need to be purchased for the change order. Unless otherwise specified by Company in writing, any changes to orders acknowledged by Company that affect the delivery date will be deemed a new order and will require acknowledgement by Company as provided in this Section 2. (e) **Cancellation of Orders.** All cancelled orders are subject to Company’s written acknowledgement to be valid. The time period for order cancellations will be (i) attached to this Agreement; (ii) separately identified in the specific Product Price Book; or (iii) separately furnished by Company to Customer. All cancelled orders acknowledged by Company are subject to a cancellation charge of 25% of the net Product or Service value or \$25.00, whichever is greater, plus the cost of any fabrication or raw materials that have purchased for the order.

3. PRICES AND PAYMENT. (a) **Prices.** The prices specified by Company are subject to change, without notice, to Company’s prices in effect at the time of each shipment of Products or performance of Services. Additional charges may be applied for product modification or engineering services. Oral prices specified by Company are null and void. (b) **Invoices.** Company will submit invoices to Customer stating amounts due. (c) **Payment Terms.** Payment terms are 2% cash discount 20 days, net 35 days from date of invoice. Payment will be made in United States dollars. (d) **Credit Terms.** All orders are subject to Company’s credit limit and terms of credit required by Company or contained in Company’s credit application, which is subject to change by Company at any time either before or after

delivery of any part of the order. Company reserves the right to request payment in advance of shipment or any order or to request adequate assurances for Customer's payment of an order and may withhold or stop shipment, without any liability to Company, until Customer submits payment or assurance of payment, as required by Company. (e) **Default.** If Customer is in default in payment or otherwise with respect to any order for Products or Services or any other contract with Company, Company shall have the right, in addition to all other legal remedies and without prejudice to any of its right hereunder, to defer further shipments until such default is corrected and to declare all outstanding bills of Customer to be immediately due and payable. (f) **Taxes.** Any taxes, charges, or duties imposed by any governmental authority on the sale of Products or Services will be paid by Customer, in addition to the selling price specified by Company. (g) **Late Payment Charge.** A late payment charge of 1.5% per month equivalent to 18% per annum will be charged on past due balances owed Company. Provided however, that in the event that applicable governmental law sets a maximum rate for late payment fees which is less than 18% per annum, then the late payment charge assessed will be set at the maximum rate permitted by law.

4. INSPECTION, DELIVERY, SHIPPING, FREIGHT CHARGES, CLAIMS, AND PACKING.

(a) **Inspection.** Inspection of Products and Services will be done by Customer immediately after receipt of Products or completion of Services. Inspection of Products or Services by Customer at Company's facility is not permitted. (b) **Delivery.** Product delivery schedules are based upon current production capacities, material or component availability, and inventory, and may be changed by Company as conditions require. Service delivery schedules are based upon prompt receipt of, and prompt access to, Customer's equipment and all information necessary to complete the Services. In no event will Product or Service delivery dates be construed as falling within the meaning of "time is of the essence." Partial delivery shall be accepted by Customer and paid for at the price and on the terms stated herein. Any partial delivery of Products or Services, shall constitute a separate sale and payment shall be separately made when due. If any part of the Products or Services are not delivered by Company in accordance with Customer's order, this Agreement shall not be affected thereby. (c) **Shipping.** Unless otherwise specified by Company, (i) where the Customer is located in the United States, all Products will be sold "Uniform Commercial Code, F.O.B. Origin, Company's factory"; and (ii) where the Customer is

located outside of the United States, all Products will be sold "Incoterms 2000, Ex-works, Company's factory." In either instance, title and risk of loss will pass to Customer upon delivery to the carrier at Company's factory. Provided however, a security interest will remain in the Products, regardless of mode of attachment to realty or other property, until full payment has been made therefore, and Customer agrees, upon request, to do all things and acts necessary to protect Company's interest by adequately insuring the Products against loss from damage from any cause and to have Company named as an additional insured. Copies of all Certificates of Insurance will be provided to Company upon request. Customer will also assist Company in providing all necessary documents or signatures required to file any documents to perfect Company's interest in such Products. (d) **Freight Charges.** All freight charges will be (i) attached to this Agreement; (ii) separately identified in the specific Product Price Book; or (iii) separately furnished by Company to Customer. (e) **Claims.** All claims for loss or damage to Products while in the care, custody, and/or control of a carrier will be the responsibility of Customer, who will submit any claims.. (f) **Packing.** Company will pack, mark, and ship the Products according to its standard procedures for shipment, unless the parties agree, in writing, that Company will comply with any special instructions provided by Customer. Compliance with special instructions may result in an increased price.

5. CLAIMS. (a) All claims must be submitted in writing to Company as follows: (i) All claims for prices must be submitted within thirty (30) days from the date of invoice. (ii) All claims for Product quantity or incorrect orders must be submitted within ten (10) days from the date of delivery. (iii) All claims for damage to Products (while in the care, custody, and control of Company) must be submitted within thirty (30) days from the date of invoice.

6. PRODUCT CHANGES. Company reserves the right to change without notice the design of, or the process of manufacturing, the Products covered by this Agreement; provided that the foregoing will not be construed as relieving Company from its obligation to deliver Products which conform to the specifications which Company may have furnished to Customer.

7. PRODUCT RETURNS. Products may not be returned unless Customer receives written authorization from Company. If returns are authorized by Company, a return merchandise authorization ("RMA") number must be provided by Company. Products identified under such RMA must be returned to Company within 90 days of issuance of the RMA. Such RMA number and any accompanying RMA documents,

the original invoice number, and a written explanation for the return must be included with the returned Products in order for Company to inspect and approve a credit for the return. Such credit will only be issued if, after Company's receipt and inspection of Products, Company approves the return. Only those Products which have been in Customer's inventory no more than 180 days from the date of shipment by Company and which are current, standard, non-obsolete, non-specially manufactured, unused, in their original condition as at the time of sale by Company to Customer, and are in their original packaging may be considered by Company for return. In the event Company approves a return, a credit will be made to Customer's account less freight, and a handling and reprocessing charge of 35% of the net material value on the original invoice. Products requiring reconditioning to return the Products to a saleable condition may be credited to Customer's account less freight and a handling and reprocessing charge of 50% of the net material value and less 2% for the cash discount allowance on the original invoice.

8. TECHNICAL INFORMATION AND ADVICE.

(a) All designs, data, and specifications provided by Company are proprietary and will not be disclosed or reused by Customer without the prior written consent of Company. (b) Company assumes no obligation or liability for any advice given by Company, the results obtained, or damages incurred, and all such advice is given and accepted at Customer's risk.

9. LIMITED WARRANTY. (a) Company's Standard Limited Warranty(ies) relating to Products or Services are applicable to this Agreement. The limited warranty(ies) are (i) attached to this Agreement; (ii) separately identified in the specific Product Price Book; or (iii) separately furnished by Company to Customer. (b) (i) In the event that certain Product warranties are not attached to this Agreement or separately furnished, Company warrants only to Customer that Products will be free from defects in material and workmanship for a period of 12 months from the date of shipment of the Products. Company's sole obligation under this warranty is limited to repairing or replacing, at its option, the defective Products. (ii) The provisions of this limited Product warranty do not apply to Products: (A) used for the purposes for which they are not designed or intended; (B) which have been repaired or altered without Company's prior written consent; (C) which have been subjected to misuse, abuse, negligence, or accident; (D) which have been improperly stored, installed, maintained, or operated; (E) which have been used in violation of written instructions provided by Company to Customer; (F) which have subjected

to improper temperature, humidity, or other environmental conditions; (G) which have been affected by normal wear and tear; or (H) which, based on Company's examination, do not disclose to Company's satisfaction nonconformance to the warranty. (c)(i) In the event that certain Service warranties are not attached to this Agreement or separately furnished, Company warrants only to Customer that the Services will be free from defects in material and workmanship for a period of 6 months from the date of completion of the particular items of Service. Company's sole obligation under this warranty is limited to repairing or reperformance, at its option, of the Service; provided however, if repair or reperformance is either impractical or impossible, the Company will refund to Customer that portion of the price paid to the Company for the defective item of Service. This warranty only applies if the company is given written notice of the defect or nonconformance by the Customer within 30 days of discovery. (ii) The provisions of this limited Service warranty does not apply to any defects or issues with the design or performance of equipment or products not manufactured by Company, nor does it apply to any code compliance or permit requirements for the assembly, installation, erection, or construction of any goods.

(d) **NO OTHER WARRANTIES, EXPRESS OR IMPLIED, ARE MADE WITH RESPECT TO THE PRODUCTS OR SERVICES INCLUDING, BUT NOT LIMITED TO, ANY IMPLIED WARRANTY OF MERCHANTABILITY OR FITNESS FOR A PARTICULAR PURPOSE.**

(e) The following costs and expenses are not covered by the provisions of these limited warranties: (i) labor costs for the removal and reinstallation of Products or other manufacturer's products; (ii) shipping and freight expenses required to return Products to Company; (iii) normal maintenance; and (iv) economic losses. In addition, the provisions of this warranty are not applicable to anything other than defects in Company's material (products only) or workmanship.

10. CUSTOMER'S REMEDIES. THE CUSTOMER'S EXCLUSIVE AND SOLE REMEDY ON ACCOUNT OF, OR IN RESPECT OF, THE FURNISHING OF PRODUCTS OR SERVICES THAT DO NOT CONFORM TO THIS AGREEMENT WILL BE TO (A) SECURE REPAIR OR REPLACEMENT OF THE PRODUCTS; OR (B) SECURE REPAIR OR REPERFORMANCE OF THE SERVICES OR TO OBTAIN A REFUND OF THE PRICE PAID FOR THE DEFECTIVE SERVICE, ALL AT COMPANY'S OPTION. IN NO EVENT WILL THE COMPANY'S MAXIMUM LIABILITY EXCEED THE SELLING PRICE FOR THE PRODUCTS OR ITEM OF SERVICE.

11. LIMITATION OF LIABILITY. IN NO EVENT WILL COMPANY BE LIABLE FOR INCIDENTAL, CONSEQUENTIAL, INDIRECT, SPECIAL, OR PUNITIVE DAMAGES INCLUDING, BUT NOT LIMITED TO, LOSS OF USE OF THE PRODUCTS, SERVICE INTERRUPTION, LOSS OF PROFITS, LOSS OF REVENUE, INTEREST, LOST GOODWILL, WORK STOPPAGE, IMPAIRMENT OF OTHER GOODS, LOSS BY REASON OF SHUTDOWN OR NON-OPERATION, INCREASED EXPENSES OF OPERATION, OR CLAIMS OF CUSTOMER'S CUSTOMERS, WHETHER BASED ON CONTRACT, WARRANTY, TORT (INCLUDING, BUT NOT LIMITED TO, STRICT LIABILITY OR NEGLIGENCE), PATENT INFRINGEMENT, OR OTHERWISE, EVEN IF ADVISED OF THE POSSIBILITY OF SUCH DAMAGES.

12. STATUTE OF LIMITATIONS. NO ACTION ARISING OUT OF ANY CLAIMED BREACH OF THIS AGREEMENT BY COMPANY MAY BE BROUGHT BY CUSTOMER MORE THAN ONE (1) YEAR AFTER THE CAUSE OF ACTION HAS ARISEN.

13. CONSUMER PRODUCTS. With respect to "consumer products" as defined under the Magnuson-Moss Warranty Act ("MMWA"), the following statements are made. (a) Some states do not allow limitations on how long an implied warranty lasts, so the above limitation may not apply to you. IF ANY IMPLIED WARRANTY IS PROVIDED UNDER THE MMWA, IT IS LIMITED TO THE DURATION OF THE WARRANTY PROVIDED IN SECTION 9 ABOVE. (b) Some states do not allow the exclusion or limitation of incidental or consequential damages, so the above limitation or exclusion may not apply to you. (c) This warranty gives you specific legal rights and you may also have other rights which vary from state to state.

14. FORCE MAJEURE. Any delay or failure of Company to perform its obligations hereunder will be excused to the extent that it is caused by an event or occurrence beyond its control such as, by way of example and not by way of limitation, acts of God, actions by any governmental authority (whether valid or invalid), governmental laws and regulations not presently in effect, fires, floods, windstorms, explosions, riots, natural disasters, wars, sabotage, accidents, labor problems (including, but not limited to, lockouts, strikes, and slowdowns) at Company's facility, its source plant or their suppliers, inability to obtain power, material, labor equipment, or transportation, or court injunction or order. The delivery date will be extended for a time equal to that of the delay and the schedule for Company's performance will be deemed adjusted in the individual order(s) to that effect.

15. ENTIRE AGREEMENT AND AMENDMENT.

This Agreement, together with any attachments or supplements specifically referenced in this Agreement, constitutes the entire agreement between the parties hereto and supersedes all previous communications, representations, or agreements, either oral or written, between the parties hereto with respect to the subject matter hereof. No agreement or understanding varying or expanding this Agreement will be binding upon either party hereto unless it is in writing and signed by a duly authorized representative thereof.

16. TERMINATION. (a) This Agreement may be terminated by either party by giving 30 days' written notice to the other party in the event of failure by such other party to fulfill any of its obligations hereunder. However, if during the period of such notice, such other party remedies such failure, this Agreement will continue with the same force and effect as if such notice had not been given. (b) This Agreement may be terminated upon the written mutual consent of the parties. (c) Either party may immediately terminate this Agreement by giving written notice to the other party in the event of the happening of any of the following or any other comparable event: (i) insolvency of the other party; (ii) filing of a petition in bankruptcy by or against the other party; (iii) appointment of a receiver or trustee for the other party; or (iv) execution of an assignment for the benefit of creditors by the other party, all of which will allow Company to demand reclamation of all affected orders. (d) Except as provided in this section 16, Customer may not terminate this Agreement, in whole or in part, unless Company's prior written consent is obtained and Customer agrees to pay all of Company's cancellation charges.

17. GOVERNING LAW; VENUE; AND EXPENSES. (a) This Agreement and any disputes or controversies arising hereunder will be governed by and construed according to the internal laws of the State of Indiana, United States of America, without regard to its conflict of law principles, and not including the United Nations Convention on Contracts for the International Sale of Goods. (b) Jurisdiction and venue with respect to any action, proceeding, or suit in connection with this Agreement will reside in the courts of the State of Indiana. (c) Customer agrees to pay for all expenses (including attorney's fees) incurred by Company in enforcing the obligations of Customer under this Agreement.

18. COMPLIANCE WITH LAWS, EXPORT CONTROLS, CERTIFICATIONS, AND NUCLEAR LIABILITY. (a) This Agreement is be subject to, and Company and Customer will comply with, all laws and export controls, regulations, rules, orders, licenses, requirements, and governmental requests now or

hereafter in effect in the United States of America that pertain to the Products or the initial sale of the Products or that pertain to Services. Provided however, Company is not responsible for obtaining or maintaining any permits for the performance of Services or the verification or compliance with any code requirements relative to the performance of Services. To the extent any sale of Products or Services pursuant to this Agreement may require approval of the U.S. Government, Company's obligations under this Agreement are conditioned upon the grant of such approval and upon compliance by Customer with any restrictions imposed by the U.S. Government in connection with such approval. (b) Certain Products are noted by Company as tested by independent laboratories for compliance with UL and/or ANSI standards. Any and all modifications or alterations to such Products will void such certification, and Company is not liable to Customer to certify any modified or altered Product. (c) In the event the Products are to be used in a nuclear facility, the Customer shall, prior to such use, arrange for insurance or governmental indemnity protecting Company against liability. The Customer hereby releases and agrees to indemnify Company and its suppliers for any nuclear damage including, but not limited to, loss of use, in any manner arising out of the nuclear incident, whether alleged to be due, in whole or in part by Company or its suppliers.

19. NO INDUCEMENTS. The parties hereto represent to each other and each agrees that, neither it nor any person acting on its behalf has, in contravention of any applicable law, given or offered to give, or will give or offer to give, any sum of money or other material consideration to any person, directly or indirectly, as an inducement to obtain business hereunder or to influence the granting of licenses or other governmental permissions to enter into this Agreement or perform obligations hereunder.

20. SEVERABILITY. If any provision of this Agreement is held to be invalid, illegal, or unenforceable under any statute, regulation, ordinance, executive order, or other rule of law, that provision will be deemed severed to the extent necessary to comply with such statute, regulation, ordinance, order, or rule. In the event such provision is deemed severed, the parties will negotiate in good faith to arrive at an alternative arrangement approximating the original business objective of the parties. The remaining terms and conditions of this Agreement will remain in effect.

21. NO IMPLIED WAIVER. The failure of either party at any time to require performance by the other party of any provision of this Agreement will in no way affect the right to require such performance at any time

thereafter, nor will the waiver of either party of a breach of any provision of this Agreement constitute a waiver of any succeeding breach of the same or any other provision.

22. MISCELLANEOUS. (a) This Agreement does not constitute either party the agent or legal representative of the other party. Neither party is authorized to create any obligation on behalf of the other party including, but not limited to, the obligation for payment of any service or warranty obligation hereunder. (b) Neither this Agreement nor any right or obligation hereunder may be transferred or assigned by either party without the prior written approval of the other party, except that Company can transfer or assign this Agreement or any right or obligation (including, but not limited to the right to receive payments for any orders) to Schlage Lock Company, LLC or a Schlage Lock Company, LLC entity without first obtaining Customer's consent. (c) The rights and remedies herein reserved to Company will be cumulative and additional to any other or further rights and remedies provided at law or equity. (d) Customer does not have the right to setoff or to back charge against any amounts which become payable to Company under this Agreement or otherwise. (e) The official text of this Agreement is in the English language. If this Agreement is translated into another language, the English text will govern any question with respect to interpretation. (f) The headings in this Agreement are for convenience of reference only and do not affect the meaning of this Agreement in any manner.

23. DEFINITIONS. (a) "Agreement" means Schlage General Terms and Conditions of Sale and Service. (b) "Company" means Schlage Lock Company, LLC, . (c) "Customer" means the Buyer. (d) "Buyer" means the purchaser of products or Services from Company. (e) "U.S." means United States of America.

STANDARD PRODUCT TERMS AND CONDITIONS

Residential

The following specific product terms and conditions supersede the general terms and conditions of sale and service only to the extent provided herein. All other terms and conditions contained in the General Terms and Conditions of Sale and Service provided in this Price Book will govern the sale of products identified in this Price Book.

Residential Patent Numbers:

5070715	5765412	6523375	D372417	D458829
5152558	5769472	6533336	D372854	D467155
5308131	5809816	6540274	D406056	D472788
5395144	5816086	6581426	D406528	D487388
5593193	5820290	6802546	D426452	D520331
5598726	5881590	6905773	D428324	D520332
5640863	5918916	6926319	D450558	D537702
5683127	6286347	7143477	D457048	D541620
5715717	6297725	7159424	D457049	D543435

The price list in this price book supersedes and cancels all previous price lists contained in any other price books or versions thereafter. Prices shown are subject to change without notice. All prices are subject to discount. Products considered "Specials" ("X" designated part numbers) fall outside of standard discount terms. Contact customer service for clarification.

Service Charges: Service charges on past due invoices (except validly disputed items) will be assessed as follows: 1 1/2% per month or the maximum allowable by law on past due amounts open as of the last day of each calendar month until the past due amounts are paid.

Changes or Cancellations: Changes or cancellations to an order must be in writing and may result in additional charges for labor and/or materials. Changes may result in a delay in the scheduled ship date. Additions to orders will be entered as separate stand-alone orders and must qualify for all terms of sale, including discounts, on an individual basis. Changes or deletions resulting in an order size of less than our minimum will not be accepted. Orders for non-cataloged, special or nonstandard items may not be canceled. Factory orders may not be changed within 7 days.

Claims and Returns: Claims for shortages and/or incorrectly filled orders must be filed with Customer Service within 10 days of receipt of material. Price adjustments must also be made in writing to Customer Service within 30 days from receipt of invoice. No returned goods will be accepted without written

approval from Schlage. Credit will be based upon the written authorization of the IR Schlage representative and final acceptance by Schlage. Such returns must be prominently marked with the return goods authorization number and shipped prepaid. Returns, if approved, will be subject to a minimum restocking charge of 35% for unopened cases received in the same condition as when sold by Schlage. Non-stock materials are not returnable. Charge-backs will not be allowed.

Freight Policy: Customer orders in excess of \$1,000 Net will be shipped freight prepaid by Schlage to a single destination point in the U.S. Orders less than this amount will ship UPS/RPS prepaid and actual freight will be indicated on the customer's invoice. All goods are shipped F.O.B. factory or DSC and become the customer's property when they pass into the hands of the transportation company. Schlage reserves the right to use our choice of carrier. Schlage will ship as requested, freight collect, if the customer is willing to bear the entire expense and so indicates on the order. Other delivery options include Next Day, 2-day, and 3-day shipping.

Taxes: Prices do not include any present or future Federal, State or local property, license, privilege, sales, use, excise, gross receipts or other like taxes or assessments which may result from transactions or any services performed in connection therewith.

Delivery: Orders will be assigned ship dates and acknowledged accordingly, based on estimates of availability of products. Specific scheduled ship dates are not guaranteed by Schlage because of the nature of product, labor, availability of material or manufacturing conditions that might be beyond our control. Schlage will not be liable for back charges incurred based on availability of product in accordance with acknowledged ship dates.

Certifications: Schlage products, as noted in our catalog, are produced and tested by independent laboratories for compliance with UL and ANSI standards. Any field modification or alteration of product will void certification.

Warranties

Notes

Thank you for your order.

Thank you for your order and continuing business. In order to expedite order processing, please include the following information on purchase orders:

- Schlage account number
- Product UPC numbers (if available)
- Quote number (if applicable)
- Specific keying requirements

Note: Line quantities of keyed products must be divisible by KA quantities.

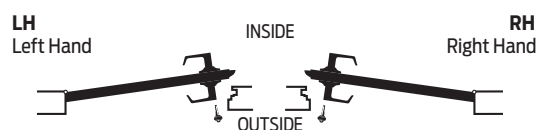
Example: 20 locks ordered KA4 results in 5 groups of 4 locks keyed alike, however, 20 locks ordered KA3 is not divisible and results in order processing delays as Schlage seeks clarification

- Door handing

How to identify door handing:

Handing of all doors is determined from the exterior of the room's entrance.

- If the hinge is on the left side of the door, the door is "left hand" (LH)
- If the hinge is on the right side of the door, the door is "right hand" (RH)
- To order a handed product, please specify LH or RH
- To order a handleset, handing is still determined from the exterior of the door
- We will use that information to determine the handing for the inside of the door

Lever Handing Diagram

How to order

VISUAL PACK CARTON SPECIFICATIONS

PRODUCT	MASTER CARTON							INDIVIDUAL CARTON					
	PKG. TYPE	CASE QTY	HEIGHT (IN.)	WIDTH (IN.)	DEPTH (IN.)	CUBIC FEET	WEIGHT (LBS.)	PKG. TYPE	HEIGHT (IN.)	WIDTH (IN.)	DEPTH (IN.)	CUBIC FEET	WEIGHT (LBS.)
ELECTRONICS CONNECTED DEADBOLTS & LEVERS													
BE469NX V	Box	2	10	5.625	9.75	0.32	8.50	Carton	9.25	5.125	4.5	0.12	3.50
BE365 V	Box	2	9.75	5.75	12.375	0.40	11.00	Carton	9.25	5.12	6	0.16	5.00
FE595 V	Box	2	9.75	7	16.625	0.66	10.00	Carton	9.25	6.5	8	0.28	4.50
F SERIES HANDLESETS													
F60 V	Box	1	21.38	8.30	7.00	0.72	8.00	Carton	20.5	8.0	6.5	0.617	8.0
F62 V	Box	1	22.88	8.30	7.00	0.77	8.00	Carton	22.0	8.0	6.5	0.662	8.0
B SERIES DEADBOLTS													
B60 V	Shroud	4	8.6	5.88	16.00	0.56	9.00	Carton	7.7	5.1	3.6	0.105	2.0
B62 V	Shroud	4	8.6	5.88	16.00	0.56	9.80	Carton	7.7	5.1	3.6	0.105	2.2
FB50 V	Shroud	4	10.25	9.25	13.5	0.74	17.20	Carton	9.62	8.5	3.68	0.17	3.60
FB52 V	Shroud	4	10.25	9.25	13.5	0.74	18.00	Carton	9.62	8.5	3.68	0.17	3.80
F SERIES KNOBS/LEVERS													
Knobs													
F10 V	Shroud	4	11.00	5.875	14.25	0.53	9.40	Carton	5.25	5.125	6.50	0.10	2.10
F40 V	Shroud	4	11.00	5.875	14.25	0.53	9.40	Carton	5.25	5.125	6.50	0.10	2.10
F51A V	Shroud	4	11.00	5.875	14.25	0.53	9.40	Carton	5.25	5.125	6.50	0.10	2.10
F170 V	Shroud	4	9.38	5.75	13.25	0.41	3.00	Carton	8.8	4.8	3.3	0.078	0.4
Levers													
F10 V	Shroud	4	11.00	7.375	14.25	0.67	11.40	Carton	5.25	6.50	6.50	0.13	2.60
F40 V	Shroud	4	11.00	7.375	14.25	0.67	11.40	Carton	5.25	6.50	6.50	0.13	2.60
F51A V	Shroud	4	11.00	7.375	14.25	0.67	11.40	Carton	5.25	6.50	6.50	0.13	2.60
F170 V	Shroud	4	9.38	5.75	13.25	0.41	3.00	Carton	8.8	4.8	3.3	0.078	0.4
F SERIES COLLECTIONS													
Knobs													
F10 V	Shroud	4	11.00	5.875	14.25	0.53	9.40	Carton	5.25	5.125	6.50	0.10	2.10
F40 V	Shroud	4	11.00	5.875	14.25	0.53	9.40	Carton	5.25	5.125	6.50	0.10	2.10
F51A V	Shroud	4	11.00	5.875	14.25	0.53	9.40	Carton	5.25	5.125	6.50	0.10	2.10
Levers													
F10 V	Shroud	4	11.00	7.375	14.25	0.67	11.40	Carton	5.25	6.50	6.50	0.13	2.60
F40 V	Shroud	4	11.00	7.375	14.25	0.67	11.40	Carton	5.25	6.50	6.50	0.13	2.60
F51A V	Shroud	4	11.00	7.375	14.25	0.67	11.40	Carton	5.25	6.50	6.50	0.13	2.60
DEXTER J SERIES GRADE 3 LOCKS													
JD60 V	Box	4	7.50	5.90	17.50	0.45	9.80	Carton	6.80	5.00	2.60	0.05	1.20
JD62 V	Box	4	7.50	5.90	17.50	0.45	9.80	Carton	6.80	5.00	2.60	0.05	1.40
JH60 V	Box	1	18.00	8.00	5.60	0.47	5.80	Carton	17.20	7.50	5.20	0.39	5.00
J54 V	Box	4	7.50	8.60	18.00	0.67	10.20	Carton	6.90	7.70	2.70	0.08	1.20
J40 V	Box	4	7.50	8.60	18.00	0.67	9.40	Carton	6.90	7.70	2.70	0.08	1.00
J10 V	Box	4	7.50	8.60	18.00	0.67	9.40	Carton	6.90	7.70	2.70	0.08	1.00
J170 V	Box	4	7.80	5.40	12.00	0.29	1.80	Carton	6.90	7.70	2.70	0.08	0.20
J54 V	Box	4	7.50	8.60	18.00	0.67	10.20	Carton	6.90	7.70	2.70	0.08	1.20
J40 V	Box	4	7.50	8.60	18.00	0.67	9.40	Carton	6.90	7.70	2.70	0.08	1.00

NOTE: Vispack products must be ordered in full case quantities.

PORTABLE SECURITY

Product	Master Carton							Inner Pack					Individual Selling Unit (ea.)					
	Pkg. Type	Case Qty.	Ht. (in.)	Wid. (in.)	Dpt. (in.)	Cubic Ft.	Wt. (lbs.)	Inner Pkg. Type	Case Qty.	Ht. (in.)	Wid. (in.)	Dpt. (in.)	Pkg. Type	Ht. (in.)	Wid. (in.)	Dpt. (lbs.)	Cubic Ft.	Wt. (lbs.)
Padlock 23 Series Brass K-N-K Cyl 1 1/2" Shackle, KD	Box	24	7.17	10.39	8.70	0.37	26.49	Box	6	2.76	7.76	4.53	Box	4.13	2.31	1.00	0.006	1.10
Padlock 23 Series Brass K-N-K Cyl 2" Shackle, KD	Box	24	7.17	11.34	8.70	0.41	26.49	Box	6	2.76	7.76	5.00	Box	4.63	2.31	1.00	0.006	1.10
Padlock 43 Series Brass K-N-K Cyl 1 1/2" Shackle, KD	Box	24	7.17	10.39	8.70	0.37	28.7	Box	6	2.76	7.76	4.53	Box	4.13	2.31	1.00	0.006	1.21
Padlock 43 Series Brass K-N-K Cyl 2" Shackle, KD	Box	24	7.17	11.34	8.70	0.41	28.7	Box	6	2.76	7.76	5.00	Box	4.63	2.31	1.00	0.006	1.21
Padlock 72 Round Steel K-N-K Cyl 2", KD	Box	18	4.27	17.27	9.79	0.42	54.95	Box	6	3.27	9.29	5.59	Box	4.94	2.81	1.19	0.010	0.85
Covered Laminated Steel Padlock - 2 Pack - KA	Box	18	14.50	9.00	19.25	1.45	24	Display	3	7.10	8.27	5.31	Blister	6.50	7.75	2.00	0.058	1.12
Extra Large "U" Padlock 4" x 11", KD	Box	Display	4	14.00	7.30	8.70	Bulk/ Belly-Band	12.50	7.00	1.75	0.089	2.30
Shackle-less Padlock, KD	Box	36	19.25	12.25	20.75	2.83	88	Display	6	8.75	6.50	11.25	Blister	7.75	5.00	2.00	0.045	2.25
Padlock Round Steel, 2" Shackle, KA	Box	18	19.50	7.50	19.75	1.67	36	Box	3	9.00	6.70	6.30	Box	7.50	4.75	1.50	0.031	1.60
Padlock Round Steel, 2" Shackle, KA - 2-Pack	Box	18	19.00	10.00	18.75	2.06	64	Box	3	9.00	8.70	6.30	Box	7.50	7.50	1.50	0.049	3.20
Rekeyable Locking Cable 6' x 5/8" Replaced item 997719)	Box	Display	5	12.75	7.75	17.25	Bulk/ Insert Card	12.00	10.00	1.50	0.104	3.00
Double Looped Cable 4' x 3/8" with Covered Weather-proof Padlock	Box	Display	4	9.45	11.40	8.66	Bulk/ Insert Card	10.00	8.50	1.50	0.074	1.30
Double Looped Cable 15' x 3/8" with Covered Weather-proof Padlock	Box	Display	4	10.60	12.20	9.40	Bulk/ Insert Card	11.00	9.50	1.50	0.091	2.70
Locking Cable 5' x 1/2"	Box	Display	4	12.00	5.10	7.28	Bulk/ Insert Card	10.00	3.75	1.25	0.027	1.00
Locking Resettable Combination Cable 5' x 3/8"	Box	Display	4	10.25	5.75	7.25	Bulk/ Insert Card	10.00	5.25	1.25	0.038	1.16

How to order

PORTABLE SECURITY (cont)

Product	Master Carton							Inner Pack					Individual Selling Unit (ea.)					
	Pkg. Type	Case Qty.	Ht. (in.)	Wid. (in.)	Dpt. (in.)	Cubic Ft.	Wt. (lbs.)	Inner Pkg. Type	Case Qty.	Ht. (in.)	Wid. (in.)	Dpt. (in.)	Pkg. Type	Ht. (in.)	Wid. (in.)	Dpt. (lbs.)	Cubic Ft.	Wt. (lbs.)
Locking Chain 5' x 5/16" (7mm)	Box	3	11.75	9.25	14.00	•	16.70	Display	3	11.25	9.25	14.00	Blister	13.50	8.25	1.75	•	4.95
Locking Chain 4' x 7/32" (3.5mm)	Box	3	9.75	8.25	10.00	•	7.55	Display	3	9.25	7.75	9.25	Blister	10.50	7.00	1.35	•	2.20
Double Looped Cable 7' x 5/8"	Box	•	•	•	•	•	•	Display	5	11.25	12.00	10.75	Bulk/ Insert Card	10.50	11.50	2.00	0.140	2.70
Double Looped Cable 30' x 3/8"	Box	•	•	•	•	•	•	Display	4	10.50	11.75	10.75	Bulk/ Insert Card	10.50	10.00	3.00	0.182	4.40
Double Looped Cable 15' x 3/8"	Box	•	•	•	•	•	•	Display	4	12.38	9.79	7.88	Bulk/ Insert Card	9.00	9.00	2.00	0.094	2.26
Double Looped Cable 7' x 3/8"	Box	•	•	•	•	•	•	Display	4	13.91	6.20	5.75	Bulk/ Insert Card	12.00	7.00	1.00	0.049	1.21
Double Looped Cable 4' x 3/8"	Box	•	•	•	•	•	•	Display	4	11.75	6.20	5.25	Bulk/ Insert Card	10.50	5.50	1.00	0.033	0.60
Cinch Ring Security Chain 3' 3" - (No lock)	Box	2	7.50	4.25	7.25	0.13	14	Box	1	3.60	3.85	3.50	Bulk/ Hang Tag	22.50	3.50	2.00	0.091	6.85
Cinch Ring Security Chain 5' - (No Lock)	Box	2	7.75	4.25	7.25	0.14	20	Box	1	3.60	3.85	3.50	Bulk/ Hang Tag	33.00	3.50	2.00	0.134	10.60
Vehicle Hasp	Box	18	11.50	17.25	26.00	2.98	59	Display	3	10.50	8.25	8.25	Blister	9.75	5.25	2.25	0.067	2.95
Flexible Dbl-Hinged Hasp 7 3/4" x 1 3/4"	Box	36	22.50	14.50	17.50	3.30	49	Display	6	10.50	5.25	14.00	Blister	9.50	3.75	1.75	0.036	1.05
Center Hole Hasp 5" x 2"	Box	36	21.00	17.50	19.00	4.04	65	Display	6	10.00	5.50	18.00	Blister	9.50	3.75	2.50	0.052	1.33
90 Degree Hasp 4 1/4" x 1 5/8"	Box	36	20.75	15.50	19.50	3.63	64	Display	6	9.50	6.00	15.00	Blister	8.50	4.25	2.50	0.052	1.29
Heavy Duty Steel Bar Hasp 7 1/4" x 1 5/8"	Box	36	22.50	14.50	17.50	3.30	63	Display	6	10.50	5.25	13.75	Blister	9.50	4.00	2.75	0.060	1.40
Steel Bar Hasp 4 1/2" X 1 5/8"	Box	24	11.00	10.25	20.00	1.30	13	Display	6	10.25	5.00	9.50	Blister	7.75	3.75	1.25	0.021	0.35
Repl Accessory Service Repair Kit, SFIC, KNK, Specialty	Box	6	14.75	18.25	11.25	1.75	63.7	Box	1	2.38	18.25	11.25	Box	•	•	•	•	•

Schlage Control™ Smart Deadbolts MF-1
 Schlage Control™ Smart Interconnect Locks MF-4
 BE Series Programmable Electronic Deadbolt MF-6
 FE Series Programmable Electronic Interconnect Lock . . . MF-9
 Mechanical Interconnect Series MF-11
 RS Interconnect MF-12
 CS interconnect MF-13
 iButtons MF-16
 B Series Deadbolts MF-17
 Full-size Construction Core Program MF-21
 CO Series MF-23
 CT-5000 MF-41
 Network Readers MF-43
 Power Supplies & Accessories MF-45

Schlage Control™ Smart Deadbolts



BE467
Greenwich
(GRW)

BE467
Addison
(ADD)

PRODUCT IDENTIFICATION

BE	467	F
Lock	Function	90 Minute UL

STANDARD FEATURES

- Keyless, no cylinder design — 100% bump and pick-proof
- Modern credentials — smart credential and/or phone as key
- Wireless freedom — control and program by phone
- Up to 500 users per lock
- Audit trail reports up to 1,000 events
- Fits standard door prep

- 2-year battery life
- Full suiting with Schlage decorative mechanical locks
- ADA compliant design
- Uses ENGAGE™ Technology
- See page MF-44 for information on the MT20W Credential Enrollment Reader



SPECIFICATIONS

Latch:	1" x 2-1/4" square and round corner faceplate (round corner standard, square corner included in package) 1" edge bore required	Battery:	4-AA batteries included, (If loss of battery power occurs, a 9V battery can be used to jump start the lock and provide access with an assigned credential.)
Strikes:	1-1/8" x 2-3/4", round corner, no box, latch strike	Construction:	All-metal chassis and escutcheons
Backset:	Adjustable backset, fits 2-3/8" to 2-3/4" backsets	Bore:	2-1/8"
Door Range:	1-3/8" to 1-3/4" (thick door kit available - up 2-1/4")	Credentials:	Supports aptiQ MIFARE classic, aptiQ DESFire EV1 (sold separately). Please refer to the Credential Section of the Allegion Electronic Security Price Book.
Hole Distance:	Minimum 4" center-to-center distance between cross bore holes	Stile width:	Minimum 4-1/2" stile for 2-3/8" backset, minimum 5" stile for 2-3/4"
		Certifications:	90-minute UL Listed A 156.12 Grade 2 ANSI/BHMA certified

FINISH CODES & DESCRIPTIONS*

619	625	626	716
Satin Nickel (US15)	Bright Chrome (US26)	Satin Chrome (US26D)	Aged Bronze (643e)

* Non-Standard finishes are not available

Multi-family

1. SELECT LOCK MODEL

Part No.	Description	Price (ea.)
BE467F	Schlage Control Smart Deadbolt, UL Listed, 90 minutes	\$415.00

2. SELECT DESIGN STYLE

Style/Description	Price (ea.)
(ADD) Addison	n/c
(GRW) Greenwich	n/c

3. SELECT FINISH STYLE

Finish/Description	Price (ea.)
619 / Satin Nickel	No Charge
625 / Bright Chrome	No Charge
626 / Satin Chrome	No Charge
716 / Aged Bronze	\$15.00

LATCH

Part No.	Description	Price (ea.)
12-398	BE467F 90 Min UL Deadbolt Latch Dual Option (sq+rd) - STANDARD	Not Sold Separately

BE467F STRIKE OPTIONS

Part No.	Description	Price (ea.)
10-116	1-1/8" Round Corner Strike, 1-3/8" - 2-1/4" - STANDARD	n/c
10-094	1-1/8" Square Corner Strike, 1-3/8" - 2-1/4"	n/c
10-064	Drive-in Strike, 1-3/8" - 2-1/4"	n/c
10-103	1" Round Corner Strike, 1-3/8" - 2-1/4"	n/c
10-104	1-1/4" Round Corner Strike, 4 Hole, 1-3/8" - 2-1/4"	n/c
10-095	Square Corner Full Lip Strike, 1-3/8" - 1-3/4"	n/c
10-092	Round Corner Full Lip Strike, 1-3/8" - 1-3/4"	n/c
10-087	ANSI T Strike, 1-3/8" - 1-3/4"	n/c

THICK DOOR KIT

Part No.	Description	Price (ea.)
47244555	For doors between 1 3/4" and 2"	\$24.90

SCREW PACKS

Part No.	Description	Price (ea.)
B600-434	Security Screws - Optional Security torx screws	\$7.20
47244557	BE467 screw pack	7.20

For Screw Packs, specify finish option (619, 625, 626 or 716)

Multi-family

Schlage Control™ Smart Interconnect Locks



FE410 with Greenwich trim
with Broadway Lever



FE410 with Addison trim
with Accent lever

STANDARD FEATURES

- Keyless, no cylinder design — 100% bump and pick-proof
- Modern credentials — smart credential and/or phone as key
- Wireless freedom — control and program by phone
- Up to 500 users per lock
- Audit trail reports up to 1,000 events
- Fits standard door prep

- 2-year battery life
- Full suiting with Schlage mechanical locks
- Single motion egress
- ADA compliant design
- Uses ENGAGE™ Technology
- See page MF-44 for information on the MT20W Credential Enrollment Reader



SPECIFICATIONS

Latch:	1" x 2-1/4" square and round corner faceplate (square corner standard, round corner included in package) 1" edge bore required	Construction:	All-metal chassis and escutcheons 2-1/8"
Strikes:	1-1/8" x 2-3/4", square corner, no box, latch strike	Bore:	2-1/8"
Backset:	Adjustable backset, fits 2-3/8" to 2-3/4" backsets	Credentials:	Supports aptiQ MIFARE classic, aptiQ DESFire EV1 (sold separately). Please refer to the Credential Section of the Allegion Electronic Security Price Book.
Door Range:	1-3/8" to 1-3/4" (thick door kit available - up 2-1/4")	Stile width:	Minimum 4-1/2" stile for 2-3/8" backset, minimum 5" stile for 2-3/4"
Battery:	4-AA batteries included, (If loss of battery power occurs, a 9V battery can be used to jump start the lock and provide access with an assigned credential.)	Return to Door:	Saturn (SAT) and Neptune (NEP) are return to door code compliant
		Center to Center:	Fits 4" or 5-1/2" center to center door preps -orderable options (Please specify when ordering)
		Certifications:	90-minute UL Listed A 156.12 Grade 2 ANSI/BHMA certified

FINISH CODES & DESCRIPTIONS*

619	625	626	716
Satin Nickel (US15)	Bright Chrome (US26)	Satin Chrome (US26D)	Aged Bronze (643e)

* Non-Standard finishes are not available

1. SELECT LOCK MODEL

Part No.	Description	Price (ea.)
FE410F	Schlage Control Smart Interconnect, UL Listed, 90 minutes	\$615.00

2. SELECT DESIGN STYLE

Style/Description	Price (ea.)
(ADD) Addison	n/c
(GRW) Greenwich	n/c

3. SELECT INTERCONNECT TYPE

Style	Description	Price (ea.)
4"	For doors with 4" bore hole spacing (40)	n/c
5-1/2"	For doors with 5-1/2" bore hole spacing (55)	n/c

4. DESIGN - SELECT LEVER STYLE AND FINISH

Style / Description	619 - Satin Nickel	625 - Bright Chrome	626 - Satin Chrome	716 - Aged Bronze
ACC / Accent	n/c	n/c	n/c	Add \$15.00
VLA / Avila	n/c	n/c	n/c	Add \$15.00
BIR / Birmingham	n/c	n/c	Not Available	Add \$15.00
BRW / Broadway	n/c	n/c	n/c	Add \$15.00
ELA / Elan	n/c	n/c	n/c	Add \$15.00
JAZ / Jazz	n/c	Not Available	n/c	Not Available
JUP / Jupiter	n/c	n/c	n/c	Not Available
LAT / Latitude	n/c	n/c	n/c	Add \$15.00
MNH / Manhattan	n/c	n/c	n/c	Not Available
NEP / Neptune	n/c	n/c	n/c	Add \$15.00
NBK / Northbrook	n/c	Not Available	Not Available	Not Available
SAC / Sacramento	n/c	n/c	n/c	Add \$15.00
SAT / Saturn	n/c	n/c	n/c	Add \$15.00

LATCH

Part No.	Description	Price (ea.)
12-356	Combo latch, Dual option (sq + rd), Non UL bolt, UL latch - STANDARD	Not Sold Separately

HANDING

Part No.	Description	Price (ea.)
Left	STANDARD - Can be changed to Right handed in the field	n/c

DECO TRIM

Part No.	Description	Price (ea.)
06-219	STANDARD - ADD or GRW depending on which style is selected above	n/c

STRIKE COMBINATIONS

Part No.	Description	Price (ea.)
10-121	STANDARD - Combo Strike, Square Corner (10-094 & 10-026)	n/c
10-109	10-094 & 10-001	n/c
10-122	10-116 & 10-027	n/c
10-123	10-092 & 10-027	n/c
10-124	10-095 & 10-027	n/c

DEADBOLT STRIKE OPTIONS

Part No.	Description	Price (ea.)
10-094	1-1/8" Square Corner Strike, 1 3/8" - 2 1/4" - STANDARD	\$11.60
10-064	Circular drive-in, thimble strike, 1 3/16" diameter, 494 (for 626) only	13.90
10-092	1/4" Radius round corner, full lip, no box, 1 5/8" x 2 1/4"	7.20
10-095	Square corner, full lip, no box, 1 5/8" x 2 1/4"	7.20
10-112	Metal dust box with screws	10.70

DEADLATCH STRIKE OPTIONS

Part No.	Description	Price (ea.)
10-026	Square corner, full lip, no box, 1 5/8" x 2 1/4" - STANDARD	\$6.90
10-001	Square corner, T-strike, box, 1 1/8" x 2 3/4"	6.00
10-027	1/4" Radius round corner, full lip, no box, 1 5/8" x 2 1/4"	6.90

THICK DOOR KIT

Part No.	Description	Price (ea.)
47244555	For doors between 1 3/4" and 2"	\$24.90

SCREW PACKS

Part No.	Description	Price (ea.)
B600-434	Security Screws - Optional Security torx screws	\$7.20
47244558	FE410 screw pack	7.20

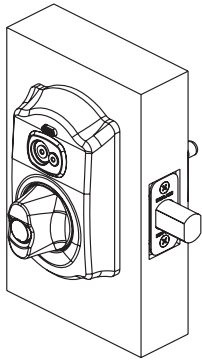
For Screw Packs, specify finish option (619, 625, 626 or 716)

Multi-family

Programmable Electronic Deadbolt

PRODUCT IDENTIFICATION

BE	367	F
Lock Series	Function	20-minute UL Listed



BE367

STANDARD FEATURES

- Time and date controlled access
- Easy to install – fits on standard residential door preps
- Vandal resistant free-spinning deadbolt turn
- Up to 500 users
- Up to 1,000 audit trail reports
- Battery powered – no wiring required
- Average 3 year battery life
- 100-day low cycle warning
- iButton credential required, sold separately
- Concealed back-up mechanical key override



SPECIFICATIONS

Latch:	1" x 2-1/4" round corner faceplate 1" housing diameter - requires 1" edge bore 1" throw with Triple-Option™ square corner, radius corner and circular drive-in faceplates	Door Range:	1 3/8" to 1 3/4"
Strikes:	1-1/8" x 2 3/4", round corner, no box, latch strike	Keys:	Nickel silver cut keys, 5-pin, C-section
Backset:	Adjustable backset, fits 2-3/8" to 2-3/4" backsets	Hole Distance:	Minimum 5 1/2" center-to-center distance between cross bore holes
Cylinder:	5-pin solid brass, keyed 5-pin, C keyway, keyed different (KD)	Battery:	9-volt battery included with average three-year battery life
		Construction:	All-metal chassis and escutcheons
		Button:	Silicone rubber, wear-resistant with LED backlight

Available 20 minute UL Listed
A 156.5-2001 Grade 2 auxiliary locks or Grade 2 ANSI/BHMA certified

FINISH CODES & DESCRIPTIONS*

619	625	626	716
Satin Nickel (US15)	Bright Chrome (US26)	Satin Chrome (US26D)	Aged Bronze (643e)

* Non-Standard finishes are not available

1. SELECT LOCK MODEL

Part No.	Description	Price (ea.)
BE367F20*	Programmable Electronic Deadbolt, UL Listed, 20 minutes	\$360.00

2. SELECT DESIGN STYLE

Style/Description	Price (ea.)
(CAM) Camelot	n/c
(PLY) Plymouth	n/c

3. SELECT KEY CYLINDER OPTION

Style/Description	Price (ea.)
(KD) Keyed Different	n/c
(KA) Keyed Alike	n/c

4. SELECT FINISH STYLE

	505	605	609	613	619	620	621	622	625	626	716
Finish	n/c	.	.	.	n/c	n/c	\$15.00

* iButton credentials must be ordered separately (see page MF-16)

* Programmable Electronic Deadbolts require supported access control software, which must be ordered separately (see page MF-44)

REPLACEMENT CYLINDER CAPS

Part No.	Description	Price (ea.)
40-182	Replacement Cylinder Caps (50 pack)	See pricing by finish

SELECT FINISH STYLE

	505	605	609	613	619	620	621	622	625	626	716
Finish	\$36.00	.	.	.	\$36.00	\$36.00	\$46.00

Multi-family

TRIPLE OPTION LATCH

Part No.	Description	Price (ea.)
12-287	BE367 Deadbolt Latch with Triple Option Faceplates contents: (1) B302-590 (1) B590-308 (2) C604-246 (1) B590-310*	\$38.80

*Only option for BE367

UL LATCHES

Part No.	Description	Price (ea.)
12-397	BE367 UL Deadbolt Latch with Round Corner Faceplate - STANDARD	Not Sold Separately
12-294	BE367 UL Deadbolt Latch with Square Corner Faceplate	Not Sold Separately
12-296	BE367 UL Deadbolt Latch with 1 1/8" wide Square Corner Faceplate	Not Sold Separately
12-319	BE367 20 Min UL Deadbolt Latch with Round Corner Faceplate - STANDARD	Not Sold Separately
12-320	BE367 20 Min UL Deadbolt Latch with 1-1/8" wide Square Corner Faceplate	Not Sold Separately
12-318	BE367 20 Min UL Deadbolt Latch with Square Corner Faceplate	Not Sold Separately

BE 367 STRIKE OPTIONS

Part No.	Description	Price (ea.)
10-116*	1-1/8" Round Corner Strike, Standard, 1 3/8" - 2 1/4"	No Charge
10-094	1-1/8" Square Corner Strike, 1 3/8" - 2 1/4"	No Charge
10-064	Drive-in Strike, 1 3/8" - 2 1/4"	No Charge
10-103	1" Round Corner Strike, 1 3/8" - 2 1/4"	No Charge
10-104	1-1/4" Round Corner Strike, 4 Hole, 1 3/8" - 2 1/4"	No Charge
10-095	Square Corner Full Lip Strike, 1 3/8" - 1 3/4"	No Charge
10-092	Round Corner Full Lip Strike, 1 3/8" - 1 3/4"	No Charge
10-087	ANSI T Strike, 1 3/8" - 1 3/4"	No Charge

Note: Strikes listed above are for standard, UL 20 minute and UL 3 hour rated products

THICK DOOR KIT

Part No.	Description	Price (ea.)
02.007	BE367 Deadbolt Thick Door Kit (fits 1 7/8"-2 1/2" thick doors) contents: (1) B520-629 (1) B520-630 (1) B520-631 (1) B520-632 (2) B520-633 (2) B520-634 (1) P515-681	\$24.90

CYLINDERS

Part No.	Description	Price (ea.)
22-000	Deadbolt Cylinder for BE367 contents: (1) 23-035 (1) B520-606 (1) B520-607 (1) B520-608 (1) B520-628	\$47.30

SCREW PACKS

Part No.	Description	Price (ea.)
B220-278*	BE367 Deadbolt Latch and Strike Screw Pack contents: (4) C604-246 (3) R525-256	\$5.40
B220-279	BE367 Deadbolt Mounting Screw Pack contents: (2) B520-621 (2) B600-100	\$9.20

* Specify finish when ordering

Programmable Electronic Interconnect

PRODUCT IDENTIFICATION

FE	210	F
Lock Series	Function	3-hour UL Listed



FE210F

STANDARD FEATURES

- Time and date controlled access
- Easy to install – fits on standard residential door preps
- Interconnect mechanism is adjustable
- Lever trim is non-handed and field reversible
- Vandal resistant free-spinning deadbolt turn
- Up to 500 users
- Up to 1,000 audit trail reports
- Battery powered – no wiring required
- Average 3 year battery life
- iButton credential required, sold separately
- Concealed back-up mechanical key override



SPECIFICATIONS

Latch:	UL latch comes with 1" x 2 1/4" square and round corner faceplate (square corner standard, round corner included in package) 1" edge bore required	Keys:	Nickel silver cut keys, 5-pin, C-section
Strikes:	1 1/8" x 2 3/4", square corner, no box, latch strike	Center to Center:	Fits 4" or 5 1/2" center to center door preps*
Backset:	Adjustable backset, fits 2 3/8" to 2 3/4" backsets	Battery:	9-volt battery included with average three-year battery life
Stile Width:	Minimum 4 1/2" for 2 3/8" backset, minimum 5" stile for 2 3/4"	Construction:	All-metal chassis and escutcheons
Cylinder:	5-pin solid brass, keyed 5-pin, C keyway, keyed different (KD)	Button:	Silicone rubber, wear-resistant with LED backlight
Door Range:	1 3/8" to 1 3/4", thicker than 1 3/4" to 2" must be specified	Certifications:	3hr. UL Listed A 156.12-2002 Grade 2 ANSI/BHMA certified

* 5 1/2" center to center default set up from factory

FINISH CODES & DESCRIPTIONS*

619	625	626	716
Satin Nickel (US15)**	Bright Chrome (US26)	Satin Chrome (US26D)**	Aged Bronze (643e)**

* Non-Standard finishes are not available

Multi-family

1. SELECT LOCK MODEL

Part No.	Description	Price (ea.)
FE210F	Programmable Electronic Deadbolt, UL Listed, 3 hours	\$535.00

2. SELECT DESIGN STYLE

Style/Description	Price (ea.)
(CAM) Camelot	n/c
(PLY) Plymouth	n/c

3. SELECT LEVER STYLE*

	Price (ea.)
See page MF-14 for Lever Design Options	n/c

*Specify handing - Right Hand is standard

4. SELECT KEY CYLINDER OPTION

Style/Description	Price (ea.)
(KD) Keyed Different - STANDARD	n/c
(KA) Keyed Alike	n/c

5. SELECT FINISH STYLE

	505	605	609	613	619	620	621	622	625	626	716
Finish	n/c	.	.	.	n/c	n/c	\$15.00

Interconnect Series



RS210F / CF210

MECHANICAL INTERCONNECT FUNCTIONS**FUNCTIONS**

ANSI/BHMA Certified a156.12-2005, Grade 2, UL Listed for 3 hour fire door

RS210F / CS210: Entrance, Single Locking

- Deadbolt operated by key from outside or by turn unit from inside
- Bolt automatically deadlocks when fully thrown
- Latch retracted by lever from either side
- Turning inside lever retracts deadbolt and latch simultaneously for immediate exit



RS210F

RS210F MECHANICAL INTERCONNECT



STANDARD FEATURES

- Easy to install
- ANSI/BHMA Grade 2 Listed
- UL, 3 hour fire-rated
- Fits 4" and 5 1/2" center-to-center door preps
- Available with all F levers and Saturn, Neptune or Jupiter commercial levers

1. SELECT LOCK MODEL

Part No.	Description	Price (ea.)
RS210F	Mechanical Interconnected Lockset, UL Listed, 3 hour	\$330.00

2. SELECT DESIGN STYLE

Style/Description	Price (ea.)
(CAM) Camelot	n/c
(PLY) Plymouth	n/c

3. SELECT LEVER STYLE*

	Price (ea.)
See page MF-14 for Lever Design Options	n/c

*Specify handing - Right Hand is standard

4. SELECT KEY CYLINDER OPTION

Style/Description	Price (ea.)
(KD) Keyed Different - STANDARD	n/c
(KA) Keyed Alike	n/c

5. SELECT FINISH STYLE

	505	605	609	613	619	620	621	622	625	626	716
Finish	\$15.00	•	\$12.00	•	\$12.00	•	•	•	\$12.00	\$12.00	\$15.00

Interconnect Series



CS210

CS210 MECHANICAL INTERCONNECT



STANDARD FEATURES

- Easy to install
- ANSI/BHMA Grade 2 Listed
- UL, 3 hour fire-rated
- Fits 4" and 5 1/2" center-to-center door preps
- Available with all F levers and Saturn, Neptune or Jupiter commercial levers

1. SELECT LOCK MODEL

Part No.	Description	Price (ea.)
CS210-B500	Entrance with Commercial Spin Ring	\$334.00
CS210-B60	Entrance with Residential Spin Ring	334.00

2. SELECT DESIGN STYLE

Style/Description	Price (ea.)
(CAM) Camelot	n/c
(PLY) Plymouth	n/c

3. SELECT LEVER STYLE*

	Price (ea.)
See page MF-14 for Lever Design Options	n/c

*Specify handing - Right Hand is standard

4. SELECT KEY CYLINDER OPTION

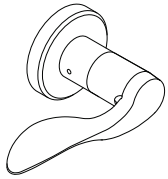
Style/Description	Price (ea.)
(KD) Keyed Different - STANDARD	n/c
(KA) Keyed Alike	n/c

5. SELECT FINISH STYLE

	505	605	609	613	619	620	621	622	625	626	716
Finish	•	\$12.00	\$12.00	•	\$12.00	•	•	•	\$12.00	\$12.00	\$15.00

Multi-family

Interconnect Lever Designs



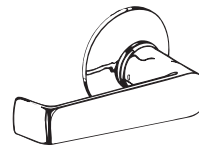
Accent (ACC)



Avanti (AVA)



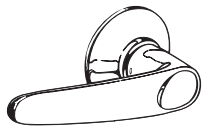
Avila (VLA)



Elan (ELA)



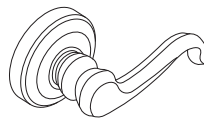
Flair (FLA)



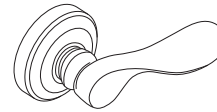
Jazz (JAZ)




Manhattan (MNH)



Callington (CLT)



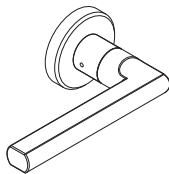
Champagne (CHP)



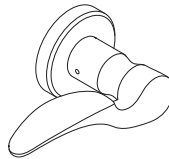
Merano (MER)



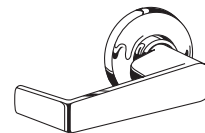
Jupiter (JUP)



Latitude (LAT)



St. Annes (STA)

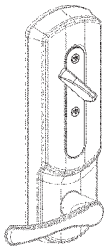


Saturn (SAT)

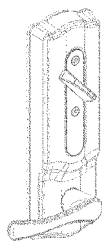


Neptune (NEP)

*Handing must be specified for split finishes and/or designs. Right Hand is standard.



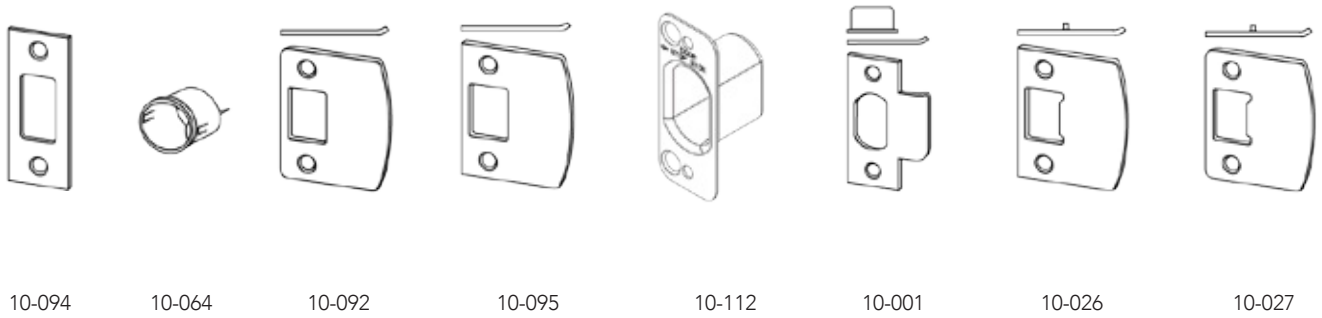
Plymouth (PLY)



Camelot (CAM)

AVAILABLE FINISHES

	619	625	626	716
Accent	•	•	•	•
Avanti	•	•		•
Avila	•	•	•	•
Callington	•	•	•	•
Champagne	•	•	•	•
Elan	•	•	•	
Flair	•	•	•	•
Jazz	•		•	
Jupiter	•	•	•	
Latitude	•	•	•	•
Manhattan	•	•	•	•
Merano	•	•	•	•
Neptune	•	•	•	
Saturn	•	•	•	
St. Annes	•	•	•	•



DEADBOLT STRIKES

Part No. Specify Finish	Description	Lip Length	Price
10-094	• Square corner, 1 1/8" x 2 3/4" - STANDARD	•	\$12.10
10-064	• Circular drive-in, thimble strike, 1 3/16" diameter, 494 (for 626) only	•	13.40
10-092	• 1/4" Radius round corner, full lip, no box, 1 5/8" x 2 1/4"	1 1/8"	7.40
10-095	• Square corner, full lip, no box, 1 5/8" x 2 1/4"	1 1/8"	7.50
10-112	• Metal dust box with screws	•	11.10

DEADLATCH STRIKES

Part No. Specify Finish	Description	Lip Length	Price
10-026	• Square corner, full lip, no box, 1 5/8" x 2 1/4" - STANDARD	1 1/8"	\$7.20
10-001	• Square corner, T-strike, box, 1 1/8" x 2 3/4"	1 1/8"	6.20
10-027	• 1/4" Radius round corner, full lip, no box, 1 5/8" x 2 1/4"	1 1/8"	7.20

DEADBOLT & DEADLATCH COMBINATIONS

Part No. Specify Finish	Description	Backset	Price
12-339	• Combo Latch, Dual Option, 1" x 2-1/4", RS/CS210 only	2 3/8" or 2 3/4"	Not sold separately
12-337	• Combo Latch, Dual Option, 1" x 2-1/4", FE210 only	2 3/8" or 2 3/4"	Not sold separately

STRIKES COMBINATIONS

Deadbolt Strike	Deadlatch Strike	Specify Combo No.	Add to Lock Price
10-094	10-001	10-109	n/c
10-094	10-026	10-121 - STANDARD	n/c
10-116	10-027	10-122	n/c
10-092	10-027	10-123	n/c
10-095	10-027	10-124	n/c

Multi-family



Proximity Credential and iButton



iButton Only

IBUTTON CREDENTIALS (For use with BE367 and FE210 electronic locks)

Part No.	Description	Price
Programming Credentials		
48-515	Programming iButton on Red Key FOB (single pack)	\$11.50
Construction Credentials		
48-517	Construction iButton on Yellow Key FOB (10 pack)	85.30
Proximity Credentials		
IBF-110	Combo Key FOB, 125 kHz Proximity and iButton, user Gray (minimum order is 50)	13.90
IBWB-110	Combo Key FOB, 125 kHz Proximity without iButton (minimum order is 50)	7.30
IBF-120	Combo Key FOB, 125kHz Proximity and iButton, user Blue (minimum order is 50)	17.85
IBF-130	Combo Key FOB, 125khz Proximity and iButton, Vendor Access (Orange) (10-pack)	195.80
SXF7610	Proximity Key FOB, 125 kHz (minimum order is 50)	5.90
User iButton		
48-524	User iButton on Black Key FOB (25 pack)	205.00
48-527	User iButton on Black Key FOB (50 pack)	386.00
48-530	User iButton on Black Key FOB (100 pack)	932.00

When ordering any of the above credentials, **please specify Bit Format, Facility Code, and starting Card ID Number**. If these are not specified, the default Bit Format (26 Bit) and facility code (202) and the next available Card Number will be used.

B Series Deadbolts

PRODUCT IDENTIFICATION

B	60	N	F
Lock Series	Function	N - 5-pin cylinder N6 - 6-pin cylinder R6 - 6-pin cylinder with FSIC	F - UL Listed, available with B60, B80, B61 and B60R6 J - Less full sized construction T - Full sized construction core core

PRODUCT IDENTIFICATION

JD	60	F
Lock Series	Function	F - UL Listed, available with JD81

SPECIFICATIONS

GRADE 1 DEADBOLTS

Models: B60, B62, B80, B81
Certification: ANSI/BHMA A156.36, 2010, Grade 1
Deadbolt: 1" x 2 1/4", radius corner, 1" housing diameter, 1" throw, latch number 12-321
Strike: 1 1/8" x 2 3/4", 1/4" radius corner, strike number 10-116
Backset: Adjustable for 2 3/8" or 2 3/4"
Cylinder: 5-pin, keyed 5-pin, C keyway, keyed alike (KA)
Door Range: 1 3/8" - 1 3/4"
Keys: Two cut keys per lock, 5-pin, C section
Reinforcement: Door frame strike reinforcer with 3" screws

GRADE 2 DEADBOLTS WITH FULL-SIZE INTERCHANGEABLE CORE

Models: B60R6
Certification: ANSI/BHMA A156.36, 2010, Grade 2
Deadbolt: 1" x 2 1/4", radius corner, 1" housing diameter, 1" throw, latch number 12-321
Strike: 1 1/8" x 2 3/4", 1/4" radius corner, strike number 10-116
Backset: Adjustable for 2 3/8" or 2 3/4"
Cylinder Core: Grade 2, 6-pin keyed 6-pin, C keyway, keyed different (KD)
Door Range: 1 3/8" - 1 3/4"
Keys: Two user keys, 6-pin, C section, control key ordered separately
Reinforcement: Door frame strike reinforcer with 3" screws

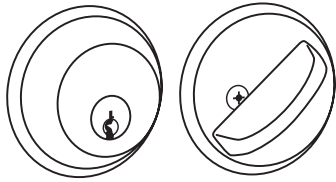
Locks are furnished with standard features unless otherwise specified. To order locks with non-standard features specify non-standard feature desired

FINISH CODES & DESCRIPTIONS*

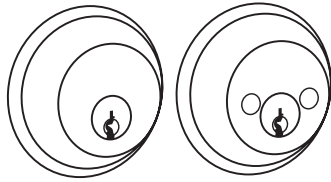
505	605	608	609	613	618	619	620	621	622	626	716
Lifetime Bright Brass	Bright Brass (US3)**	Satin Brass	Antique Brass (US5)	Oil-Rubbed Bronze (US10B)	Polished Nickel	Satin Nickel (US15)**	Antique Pewter (US15A)	Distressed Nickel	Matte Black (US19)	Satin Chrome (US26D)**	Aged Bronze (643e)**

* Non-Standard finishes are not available
 ** B60R available finishes

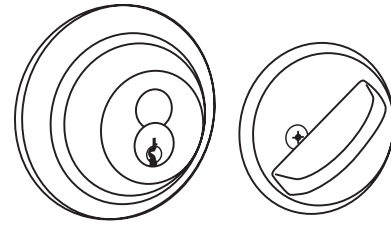
B Series Deadbolts



B60



B62



B60R6



B SERIES

Standard Features

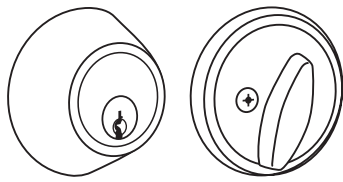
- BHMA Grade 1 product performance (B60, B62, B80, B81)
- BHMA Grade 2 product performance (B60R6)
- Increased latch/bolt size offers maximum kick-in resistance
- Exclusive patented Schlage design
- Anti-pick shield
- Full-size Interchangeable Core B60R6
- Schlage Limited Lifetime Mechanical and Finish Warranty
- Finishes that feature ultraviolet (UV) resistance up to 4 times the BHMA standard: Satin Nickel, Bright Brass, Antique Brass, and Antique Pewter
- Contoured edges for added style convenience
- Larger thumb turn for easy grip

GRADE 1 DEADBOLT STANDARD FEATURES/CONFIGURATIONS


Models:	B60, B62, B80, B81
Certification:	ANSI/BHMA A156.36, 2010, Grade 1
Deadbolt:	1" x 2 1/4", radius corner, 1" housing diameter, 1" throw, latch number 12-321
Strike:	1 1/8" x 2 3/4", 1/4" radius corner, strike number 10-116
Backset:	Adjustable for 2 3/8" or 2 3/4"
Cylinder:	5-pin, keyed 5-pin, C keyway, keyed alike (KA4)
Door Range:	1 3/8" - 1 3/4"
Keys:	Two keys per lock, 5-pin, keyed 5-pin, C section
Reinforcement:	Door frame strike reinforcer with 3" screws

*Locks are furnished with standard features unless otherwise specified
 To order locks with non-standard features specify non-standard feature desired

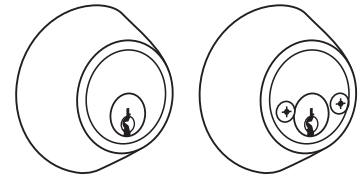
J Series Deadbolts



JD60



JD81



JD62

JD-SERIES

Standard Features

- Strongest locks in the opening price point category
- Largest knobs and levers in its class
- Fits standard door preps
- Easy to install
- Available with Schlage C keyway standard
- Dual or triple option latches available
- Available UL options (JD81)
- Dexter designs suite with many popular designs from Schlage

GRADE 3 DEADBOLTS STANDARD FEATURES

Models:	JD60, JD62, JD81
Certification:	ANSI/BHMA A156.36, 2010, Grade 3
Deadbolt Latch:	Triple Option: 1" x 2 1/4", square corner and 1/4" round faceplates, drive-in latch, 1" housing diameter, 1" throw
Strike:	1" x 2 1/4" round corner and radius corner, full lip
Backset:	Adjustable for 2 3/8" or 2 3/4"
Cylinder:	5-pin, C keyway, keyed alike (KA4)
Door Range:	1 3/8" - 1 3/4"
Keys:	Two keys per lock, 5-pin, keyed 5-pin, C section

Multi-family

B Series Deadbolts

B Series Deadbolts

Function	Packaging	FINISHES													
		605	608	609	618	619	625	626	505	716	613	620	621	622	
B60 Single Cylinder	Box/Vis	\$53	\$59	\$59	\$59	\$59	\$59	\$59	\$59	\$61	\$61	\$65	\$65	\$65	\$65
B62 Double Cylinder	Box/Vis	78	•	84	84	84	84	84	84	86	86	90	90	90	90
B80 One-sided	Box/Vis	35	•	41	•	41	41	41	41	•	43	47	47	47	47
B81 One-sided w/trim	Box	38	•	44	•	44	44	44	44	46	46	50	50	50	50
B60R6 Single Cylinder Interchgb. Core-6 Pin	Box	•	•	•	•	159	•	159	•	161	161	•	•	•	•

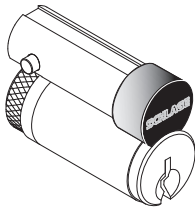
List Price Adders:

UL Latch - add \$6 to list price (B60, B80, B81 and B60R6)

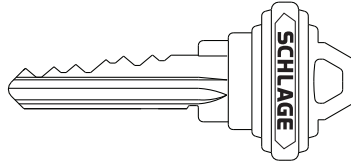
J Series Deadbolts

J Series Deadbolts

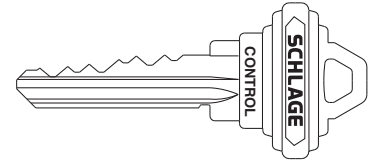
Function	Packaging	FINISHES								
		605	609	619	625	626	630	620	716	
JD60 Single Cylinder Deadbolt	Box	\$26	\$29	\$29	\$29	\$29	\$29	\$29	\$31	\$31
JD80 One-Sided Cylinder Deadbolt	Box	20	23	23	•	•	23	•	25	•
JD81 One-Sided Deadbolt with trim	Box	19	22	22	•	•	22	•	•	•
JD60F Single Cylinder UL Version	Box	32	35	35	35	35	35	35	37	37
JD60 Single Cylinder Deadbolt	Vis	28	31	31	•	•	31	•	33	•
JD62 Double Cylinder Deadbolt	Vis	35	38	38	•	•	38	•	40	•



23-030-ICX



48-101-ICX



48-056-ICX

FULL-SIZE CONSTRUCTION CORE PROGRAM

Temporary construction cores may be ordered with full size interchangeable core locks, mortise cylinders and rim cylinders

These cores may also be ordered separately. All construction cores are assessed a non-refundable handling charge (50-231)

See Terms & Conditions for more information

Features:

- 5 or 6 Pin C keyway
- Construction cores have a two-tone face: the faceplate is a flat black finish (622) and the plug is unfinished brass
- Back of each core is marked with the letter that identifies the keyed alike group: A, B or C
- Construction cores are furnished with no keys (NCK). Cut keys must be ordered separately
- A control key is required to install and remove construction cores. Control keys must be ordered separately. If a control key is not ordered, one will be supplied at a charge of \$10.40
- Construction cores may be returned for credit. Contact your Schlage representative for return authorization. Credit is issued upon receipt of cores at our factory

B Series Deadbolts

FULL-SIZE CONSTRUCTION CORE PROGRAM

Part No.	Description	Specify	Price (ea.)
23-030-ICX	Construction core	New jobs: Specify "ICX"	\$61.00
48-101-ICX	Cut key for construction phase (order separately)	Existing jobs: Specify "ICA" "ICB" or "ICC"	6.80
48-056-ICX	Cut control key (order separately)		13.50
50-231	Non-refundable handling charge (per core)		8.60

Notes:

- 1) To order mortise and rim cylinders with full-size construction cores for a new job, suffix ICX to non-Primus cylinder number
Example: 30-008 ICX. For existing construction core combinations, specify ICA, ICB, or ICC
- 2) Construction cores for a given project are keyed alike to one of a limited number of combinations nationwide
Other Schlage projects in the same area using the same or different contractors may use the same key

Example:

For construction core charges and credits: distributor XYZ ordered 150 construction cores with 20 keys and one control key
The following charges apply to this order:

1. 23-030-ICX construction cores (150 units)
2. 48-101-ICX cut keys (20 units)
3. 48-056-ICX cut control key (1 unit)
4. 50-231 non-refundable handling charge (150 units-one per core ordered)

Upon return of the cores to the factory the distributor will be credited for the following:

1. 23-030-ICX construction cores (150 units)

There is no credit for the keys or handling fee

KEY STAMPING (VKC)

Part No.	Description	Price (ea.)
50-217	Visual key control that allows for visual matching of user and control keys to appropriate cylinders	\$2.30 per key

CYLINDER STAMPING (CKC)

Part No.	Description	Price (ea.)
50-216	Visual cylinder control that allows for visual matching of cylinders to appropriate user and control keys. Must specify VKC for face marking of CKC for side of cylinder marking per cylinder When ordering keys/cylinders marked for ID purposes (VKC & CKC) both PN 50-216 and 50-217 must be ordered as separate items	\$5.70 per cylinder

BITTING LIST

Part No.	Description	Price (ea.)
50-123	Bitting List for factory master keyed products (requires written authorization from end-user)	\$194.00

CO Series

TABLE OF CONTENTS

CO-Series OverviewMF-24

How To OrderMF-25

CO-100 Manually ProgrammableMF-25

 CylindricalMF-26

 Mortise/Mortise Deadbolt.....MF-28

 Exit TrimMF-30

CO-200MF-32

 CylindricalMF-32

 Mortise/Mortise Deadbolt.....MF-34

 Exit TrimMF-36

 Dummy Exit TrimMF-38

CO-Series AccessoriesMF-40

CO Series

CO SERIES PROGRAMMABLE ELECTRONIC LOCKS

The CO-Series offline locks are the ideal solution for facilities that want the convenience and efficiency of electronic access control without the complexity or cost of a networked system.

The Class of the lock determines how the lock communicates with the Access Control System, three options are available:

- CO-100: Offline, keypad only, manually or computer programmable
- CO-200: Offline; user access rights stored in the lock

The CO-Series is available in three lock Chassis options as well as three exit trim options:

- CY: Cylindrical
- MS: Mortise
- MD: Mortise Deadbolt
- 993R: Exit Trim — Rim/Concealed Vertical Rod (CVR) (metal door only)
- 993S: Exit Trim — Surface Vertical Rod (SVR)
- 993M: Exit Trim — Mortise

The CO-Series is available with three locking functions which are adaptable in the field.

Classroom/Storeroom

Lockset is normally secure. Inside lever always allows free egress. Valid toggle credentials on the exterior may be used to change to a passage or secured status.

Privacy*

Lockset is normally secure. Inside lever always allows free egress. Interior push button on inside housing may be used to select a privacy status. The interior push button will disable normal electronic access from the exterior. Opening the door or pressing the interior push button a second time on the inside housing deactivates the privacy status.

* Privacy function not available on CO-100

Office

Lockset is normally secure. Inside lever always allows free egress. Interior push button on inside housing may be used to select a passage or secured status. Meets need for lockdown function for safety and security. NOTE: Valid toggle credentials on the exterior may also be used to change status.

The CO-Series is available with three different credential reader options.

Credential Reader Type	Description
PR: Proximity	Reads 125 kHz proximity credentials
PRK: Proximity with Keypad	Reads 125 kHz proximity credentials
KP: Keypad	12 Button design

Please visit www.schlage.com for complete details

PRODUCT IDENTIFICATION

Required Fields							Factory Default & options						
CO	200	CY	70	MS	SPA	626	PD	C123	RH	4B	13-049	10-025	1 3/4
Series	Class	Chassis	Function	Reader	Lever	Finish	Cylinder Type	Keyway Type	Handing	Battery Holder	Backset and Latch or Armor Front	Strike	Door Thickness

CLASS

- 100** - Keypad Programmable
- 200** - Rights on Lock

CHASSIS

- CY** - Cylindrical
- MS** - Mortise
- MD** - Mortise Deadbolt
- 993R** - Exit Trim – Rim/CVR
- 993S** - Exit Trim – SVR
- 993M** - Exit Trim – Mortise

FUNCTION

- 70** - Classroom/Storeroom
- 50** - Office
- 40** - Privacy

READER (For specific options see individual class/chassis page)

- KP** - Keypad
- PRK** - Proximity + Keypad
- PR** - Proximity

LEVER (Tactile warning, use prefix 8. Example 8SPA)

- SPA** - Sparta **ATH** - Athens
- RHO** - Rhodes **TLR** - Tubular

FINISH

- 626-Satin Chrome 625-Bright Chrome
- 605-Bright Brass 643e-Aged Bronze
- 619-Satin Nickel

CYLINDER TYPE

PD - Schlage 6-pin Full Cylinder (For options see individual Class/Chassis page)

KEYWAY TYPE

C123 - Everest (For options see individual Class/Chassis page)

HANDING

- RH** - Right Handed
- LH** - Left Handed

BATTERY HOLDER

4B - 4AA Battery Kit

BACKSET AND LATCH OR ARMOR FRONT

- 13-049** 2 3/4" Backset, Deadlatch, Square Corner, 1 1/8" x 2 1/4" (STANDARD on CY Chassis)
- 09-663** Armor Front, 1 1/4" Wide, square corner (STANDARD on MS Chassis)
For options see individual Class/Chassis page

STRIKE

- 10-025** 1 3/16" Lip, ANSI, no box, 1 1/4" x 4 7/8" (STANDARD on CY Chassis)
- 10-072** 1 3/16" Lip, 1 1/4" x 4 7/8" square corner, box (STANDARD on MS Chassis)
For options see individual Class/Chassis page

Door Thickness

1 3/4" - STANDARD
For options see individual Class/Chassis page

Multi-family

CO Series

CO-100 SERIES MANUALLY PROGRAMMABLE - CYLINDER



CO-100-CY-70-KP



1-5. SELECT CHASSIS/FUNCTION

Part No.	Description	Price (ea.)
CO-100-CY-70-KP	Classroom/Storeroom with Keypad Reader; manually programmed	\$742.00
CO-100-CY-50-KP	Office with Keypad Reader; manually programmed	752.00

6. SELECT LEVER

Style/Description	Price (ea.)
(SPA) Sparta	n/c
(RHO) Rhodes	n/c
(ATH) Athens	n/c
(TLR) Tubular	n/c

7. SELECT FINISH STYLE

	505	605	609	613	619	620	621	622	625	626	716
Finish	•	\$116.00	•	•	\$116.00	•	•	•	\$116.00	n/c	\$116.00

8. SELECT CYLINDER TYPE

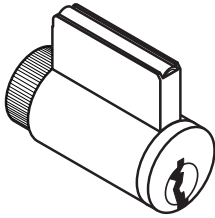
Part No.	Description	Price (ea.)
PD* †	6 Pin Full Cylinder (Schlage)	n/c
LD	Less Full Cylinder (6 Pin: Schlage, Falcon)	Deduct \$53.00

*Only option for BE367

* Master Keyed cylinders can be specified and will be shipped in lock packaging

† For Master Keying, additional line item 50-210 is required for Classic and Everest cylinders, \$16.10 each
For additional assistance on Master Keying as well as restricted keyways please contact Customer Service

**CO-100 SERIES
RIGHTS ON LOCKS -
CYLINDER**



Full Cylinder
PD LD

9. SELECT KEYING TYPE

Part No.	Description	Price (ea.)
S123	Everest 29 S (Key in Lever or FSIC)	n/c
C/E/F	Classic (C/E/F)	STANDARD

10. SELECT HANDING (Field Reversible)

Part No.	Description	Price (ea.)
RH	Right Handed - STANDARD	n/c
LH	Left Handed	n/c
RHR	Right Handed Reverse	n/c
LHR	Left Handed Reverse	n/c

11. SELECT BATTERY

Part No.	Description	Price (ea.)
4B	4AA Battery Kit	STANDARD

12. SELECT BACKSET & LATCHBOLT

Part No.	Description	Price (ea.)
13-049	2 3/4" Backset, Deadlatch, Square corner, 1 1/8" x 2 1/4"	STANDARD
14-049	2 3/4" Backset, Deadlatch Anti-friction fire door latch, Square corner, 1 1/8" x 2 1/4", 3/4" throw	\$145.00
14-051	2 3/8" Backset, Deadlatch Square corner, 1 1/8" x 2 1/4"	n/c

13. SELECT STRIKE PLATE

Part No.	Description	Price (ea.)
10-025*	1 3/16" Lip, ANSI, no box, 1 1/14" x 4 7/8"	STANDARD
10-013**	1 1/8" Lip, Square Corner, T-strike, box, 1 1/8" - 2 3/4"	n/c
10-016	1 1/8" Lip, Square Corner, T-strike, deep box, fire door latch, 1-3/8 lip available, 1-1/2 lip available	13.50
K510-066	Box for ANSI strike (Must be specific)	n/c
	* 1-3/8" Lip available, must specify 1-3/8" Lip	11.60
	** 1-1/2" Lip available, must specify 1-1/2" Lip	6.30

14. SELECT DOOR THICKNESS

Part No.	Description	Price (ea.)
1 3/4"	1 3/4"	STANDARD
1 3/8"	1 3/8" to 2 3/4", Shims included (Specify in 1/8" increments)	\$49.00

Multi-family

CO Series

CO-100 SERIES MANUALLY PROGRAMMABLE - MORTISE/DEADBOLT



CO-100-MS-70-KP



1-5. SELECT CHASSIS/FUNCTION

Part No.	Description	Price (ea.)
CO-100-MS-70-KP	Mortise Classroom/Storeroom with Keypad Reader; manually programmed	\$885.00
CO-100-MS-50-KP	Mortise Office with Keypad Reader; manually programmed	895.00

6. SELECT LEVER

Style/Description	Price (ea.)
(SPA) Sparta	n/c
(RHO) Rhodes	n/c
(ATH) Athens	n/c
(TLR) Tubular	n/c

7. SELECT FINISH STYLE

	505	605	609	613	619	620	621	622	625	626	716
Finish	•	\$116.00	•	•	\$116.00	•	•	•	\$116.00	n/c	\$116.00

8. SELECT CYLINDER TYPE

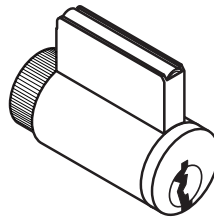
Part No.	Description	Price (ea.)
PD * †	6 Pin Full Cylinder (Schlage)	n/c
LD	Less Full Cylinder (6 Pin: Schlage, Falcon)	Deduct \$53.00

* Master Keyed cylinders can be specified and will be shipped in lock packaging

† For Master Keying, additional line item 50-210 is required for Classic and Everest cylinders, \$16.10 each

For additional assistance on Master Keying as well as restricted keyways please contact Customer Service

**CO-100 SERIES
RIGHTS ON LOCKS -
MORTISE/DEADBOLT**



Full Cylinder
PD LD

9. SELECT KEYING TYPE

Part No.	Description	Price (ea.)
S123	Everest 29 S (Key in Lever or FSIC)	n/c
C/E/F	Classic (C/E/F)	STANDARD

10. SELECT HANDING (Field Reversible)

Part No.	Description	Price (ea.)
RH	Right Handed - STANDARD	n/c
LH	Left Handed	n/c
RHR	Right Handed Reverse	n/c
LHR	Left Handed Reverse	n/c

11. SELECT BATTERY

Part No.	Description	Price (ea.)
4B	4AA Battery Kit	STANDARD

12. SELECT MORTISE LOCK ARMOR FRONT

Part No.	Description	Price (ea.)
09-663	1 1/4" Wide Square Corner, Latch for MS	STANDARD
09-669	1 1/16" Wide Square Corner, Latch, options for MS	n/c
09-666	1 1/4" Wide Square Corner, Latch x Deadbolt for MD	STANDARD
09-672	1 1/16" Wide Square Corner, Latch x Deadbolt, Options for MD	n/c

13. SELECT STRIKE PLATE

Part No.	Description	Price (ea.)
10-072	1 3/16" Lip, 1 1/4" x 4 7/8", Square Corner, box	STANDARD
10-072xx	7/8", 1", 1 1/2" Lip, 1 1/4" x 4 7/8", Square Corner, box	n/c
10-072xx	1 3/4" Lip, 1 1/4" x 4 7/8", Square Corner, box	\$26.00
10-075*	1/2" Rabbeted	90.00
37-015	Strike Frame Reinforcer, specify 37-015	n/c
XL11-820 †	One hole for latching functions, RH & LHR doors Lip 1 3/16"	11.10
XL11-821 †	One hole for latching functions, LH & RHR doors Lip 1 3/16"	11.10

* For 1 3/4" thick doors, use wide armor front. For over 1 3/4" thick door extended equally (EE) use 1 1/4" wide armor front
† Extended lead time, consult customer service

14. SELECT DOOR THICKNESS

Part No.	Description	Price (ea.)
1 3/4"	1 3/4"	STANDARD
1 3/8"	1 3/8" to 2 3/4", Shims included (Specify in 1/8" increments)	\$49.00

CO Series

**CO-100 SERIES
RIGHTS ON LOCK -
EXIT TRIM**



CO-100-993R-70-KP

1-4. SELECT CHASSIS/EXIT TRIM TYPE

Part No.	Description	Price (ea.)
CO-100-993R*-70-KP	Exit Rim/ † Concealed Vertical Rod with Keypad Reader, Manually Programmed	\$1025.00
CO-100-993S*-70-KP	Exit Surface Vertical Rod with Keypad Reader, Manually Programmed	1035.00
CO-100-993M*-70-KP	Exit Mortise Lock with Keypad Reader, Manually Programmed	1035.00

* See page MF-24 for exit device compatibility.

† Metal door only

5. SELECT FUNCTION

Part No.	Description	Price (ea.)
70	Classroom/Storeroom	STANDARD

6. SELECT LEVER

Style/Description	Price (ea.)
(SPA) Sparta	n/c
(RHO) Rhodes	n/c
(ATH) Athens	n/c
(TLR) Tubular	n/c

7. SELECT FINISH STYLE

	505	605	609	613	619	620	621	622	625	626	716
Finish	•	\$116.00	•	•	\$116.00	•	•	•	\$116.00	n/c	\$116.00

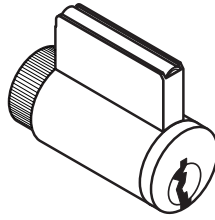
8. SELECT CYLINDER TYPE

Part No.	Description	Price (ea.)
PD * †	6 Pin Full Cylinder (Schlage)	n/c
LD	Less Full Cylinder (6 Pin: Schlage, Falcon)	Deduct \$53.00

* Master Keyed cylinders can be specified and will be shipped in lock packaging

† For Master Keying, additional line item 50-210 is required for Classic and Everest cylinders, \$16.10 each
For additional assistance on Master Keying as well as restricted keyways please contact Customer Service

**CO-100 SERIES
RIGHTS ON LOCKS -
EXIT TRIM**



Full Cylinder
PD LD

9. SELECT KEYING TYPE

Part No.	Description	Price (ea.)
S123	Everest 29 S (Key in Lever or FSIC)	n/c
C/E/F	Classic (C/E/F)	STANDARD

10. SELECT HANDING (Field Reversible)

Part No.	Description	Price (ea.)
RH	Right Handed - STANDARD	n/c
LH	Left Handed	n/c
RHR	Right Handed Reverse	n/c
LHR	Left Handed Reverse	n/c

11. SELECT BATTERY

Part No.	Description	Price (ea.)
4B	4AA Battery Kit	STANDARD

12-13. NO SELECTION REQUIRED

14. SELECT DOOR THICKNESS

Part No.	Description	Price (ea.)
1 3/4"	1 3/4"	STANDARD
1 3/8"	1 3/8" to 2 3/4", Shims included (Specify in 1/8" increments)	\$49.00

CO-SERIES EXIT TRIM

The CO-100 Exit Trim comes with a universal mounting plate and is compatible with the following exit devices:

Von Duprin 98/99

Rim, Concealed Vertical Rod (metal door only), Surface Vertical Rod, Mortise.

Von Duprin 22/22F - Rim, Surface Vertical Rod

Falcon 25 - Rim

Sargent 80 Series - Rim

Corbin Russwin 5000 Series - Rim (Narrow design and reversible exits are not compatible)

Yale 7000 - Rim

Dorma 9300 - Rim

Precision 21 - Rim

Multi-family

CO Series

CO-200 SERIES RIGHTS ON LOCK - CYLINDRICAL



CO-200-CY-70-PRK



CO-200-CY-70-PR



1-4. SELECT CHASSIS/FUNCTION

Part No.	Description	Price (ea.)
CO-200-CY-70	Classroom/Storeroom	\$903.00
CO-200-CY-50	Office	913.00
CO-200-CY-40	Privacy	913.00

5. SELECT READER*

Part No.	Description	Price (ea.)
PR	Proximity	\$138.00
PRK	Proximity + Keypad	193.00

* Note: CO-Series readers are not interchangeable

6. SELECT LEVER

Style/Description	Price (ea.)
(SPA) Sparta	n/c
(RHO) Rhodes	n/c
(ATH) Athens	n/c
(TLR) Tubular	n/c

7. SELECT FINISH STYLE

	505	605	609	613	619	620	621	622	625	626	716
Finish	•	\$116.00	•	•	\$116.00	•	•	•	\$116.00	n/c	\$116.00

8. SELECT CYLINDER TYPE

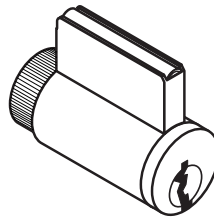
Part No.	Description	Price (ea.)
PD * †	6 Pin Full Cylinder (Schlage)	n/c
LD	Less Full Cylinder (6 Pin: Schlage, Falcon)	Deduct \$53.00

* Master Keyed cylinders can be specified and will be shipped in lock packaging

† For Master Keying, additional line item 50-210 is required for Classic and Everest cylinders, \$16.10 each

For additional assistance on Master Keying as well as restricted keyways please contact Customer Service

**CO-200 SERIES
RIGHTS ON LOCKS -
CYLINDRICAL**



Full Cylinder
PD LD

9. SELECT KEYING TYPE

Part No.	Description	Price (ea.)
S123	Everest 29 S (Key in Lever or FSIC)	n/c
C/E/F	Classic (C/E/F)	STANDARD

10. SELECT HANDING (Field Reversible)

Part No.	Description	Price (ea.)
RH	Right Handed - STANDARD	n/c
LH	Left Handed	n/c
RHR	Right Handed Reverse	n/c
LHR	Left Handed Reverse	n/c

11. SELECT BATTERY

Part No.	Description	Price (ea.)
4B	4AA Battery Kit	STANDARD

12. SELECT MORTISE LOCK ARMOR FRONT

Part No.	Description	Price (ea.)
13-049	2 3/4" Backset, Deadlatch, Square corner, 1 1/8" x 2 1/4"	STANDARD
14-049	2 3/4" Backset, Deadlatch Anti-friction fire door latch, Square corner, 1 1/8" x 2 1/4", 3/4" throw	\$145.00
14-051	2 3/8" Backset, Deadlatch Square corner, 1 1/8" x 2 1/4"	n/c

13. SELECT STRIKE PLATE

Part No.	Description	Price (ea.)
10-025*	1 3/16" Lip, ANSI, no box, 1 1/4" x 4 7/8"	STANDARD
10-013 †	1 1/8" Lip, Square Corner, T-strike, box, 1 1/8" - 2 3/4"	n/c
10-016	1 1/8" Lip, Square Corner, T-strike, deep box, fire door latch	\$13.50
K510-066	Box for ANSI strike (Must be specific)	n/c

* For 1 3/4" thick doors, use wide armor front. For over 1 3/4" thick door extended equally (EE) use 1 1/4" wide armor front

† Extended lead time, consult customer service

14. SELECT DOOR THICKNESS

Part No.	Description	Price (ea.)
1 3/4"	1 3/4"	STANDARD
1 3/8"	1 3/8" to 2 3/4", Shims included (Specify in 1/8" increments)	\$49.00

Multi-family

CO Series

CO-200 SERIES RIGHTS ON LOCK - MORTISE/ MORTISE DEADBOLTS



CO-200-CY-70-PRK



CO-200-CY-70-PR



1-4. SELECT CHASSIS/MORTISE TYPE

Part No.	Description	Price (ea.)
CO-200-MS	Mortis	\$1064.00
CO-200-MD	Mortise Deadbolt	1124.00

5. SELECT FUNCTION

Part No.	Description	Price (ea.)
70	Classroom/Storeroom (not available on mortise deadbolt)	STANDARD
50	Office (not available on mortise deadbolt)	\$10.00
40	Privacy	10.00

* Not available on mortise deadbolt

5. SELECT READER*

Part No.	Description	Price (ea.)
PR	Proximity	\$138.00
PRK	Proximity + Keypad	193.00

* Note: CO-Series readers are not interchangeable

6. SELECT LEVER

Style/Description	Price (ea.)
(SPA) Sparta	n/c
(RHO) Rhodes	n/c
(ATH) Athens	n/c
(TLR) Tubular	n/c

7. SELECT FINISH STYLE

	505	605	609	613	619	620	621	622	625	626	716
Finish	•	\$116.00	•	•	\$116.00	•	•	•	\$116.00	n/c	\$116.00

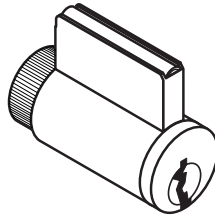
8. SELECT CYLINDER TYPE

Part No.	Description	Price (ea.)
PD * †	6 Pin Full Cylinder (Schlage)	n/c
LD	Less Full Cylinder (6 Pin: Schlage, Falcon)	Deduct \$53.00

* Master Keyed cylinders can be specified and will be shipped in lock packaging

† For Master Keying, additional line item 50-210 is required for Classic and Everest cylinders, \$16.10 each
For additional assistance on Master Keying as well as restricted keyways please contact Customer Service

**C0-200 SERIES
RIGHTS ON LOCK -
MORTISE/
MORTISE
DEADBOLTS**



Full Cylinder
PD LD

9. SELECT KEYING TYPE

Part No.	Description	Price (ea.)
S123	Everest 29 S (Key in Lever or FSIC)	n/c
C/E/F	Classic (C/E/F)	STANDARD

10. SELECT HANDING (Field Reversible)

Part No.	Description	Price (ea.)
RH	Right Handed - STANDARD	n/c
LH	Left Handed	n/c
RHR	Right Handed Reverse	n/c
LHR	Left Handed Reverse	n/c

11. SELECT BATTERY

Part No.	Description	Price (ea.)
4B	4AA Battery Kit	STANDARD

12. SELECT MORTISE LOCK ARMOR FRONT

Part No.	Description	Price (ea.)
09-663	1 1/4" Wide Square Corner, Latch for MS	STANDARD
09-669	1 1/16" Wide Square Corner, Latch, options for MS	n/c
09-666	1 1/4" Wide Square Corner, Latch x Deadbolt for MD	STANDARD
09-672	1 1/16" Wide Square Corner, Latch x Deadbolt, Options for MD	n/c

13. SELECT STRIKE PLATE

Part No.	Description	Price (ea.)
10-072	1 3/16" Lip, 1 1/4" x 4 7/8", Square Corner, box	STANDARD
10-072xx	7/8", 1", 1 1/2" Lip, 1 1/4" x 4 7/8", Square Corner, box	n/c
10-072xx	1 3/4" Lip, 1 1/4" x 4 7/8", Square Corner, box	\$26.00

* For 1 3/4" thick doors, use wide armor front. For over 1 3/4" thick door extended equally (EE) use 1 1/4" wide armor front
† Extended lead time, consult customer service

14. SELECT DOOR THICKNESS

Part No.	Description	Price (ea.)
1 3/4"	1 3/4"	STANDARD
1 3/8"	1 3/8" to 2 3/4", Shims included (Specify in 1/8" increments)	\$49.00

CO Series

**CO-200 SERIES
RIGHTS ON LOCK -
EXIT TRIM**



CO-200-993R-70-PRK



CO-200-993R-70-PR



1-3. SELECT CHASSIS/MORTISE TYPE

Part No.	Description	Price (ea.)
CO-200-993R	Exit Rim/† Concealed Vertical Rod	\$1,196.00
CO-200-993S	Exit Surface Vertical Rod	1213.00
CO-200-993M	Exit Mortise Lock	1213.00

* See page MF-32 for exit device compatibility. † Metal door only.

4. SELECT FUNCTION

Part No.	Description	Price (ea.)
70	Classroom/Storeroom	STANDARD
50	Office	\$10.00
40	Privacy	10.00

* Not available on mortise deadbolt

5. SELECT READER*

Part No.	Description	Price (ea.)
PR	Proximity	\$138.00
PRK	Proximity + Keypad	193.00

* Note: CO-Series readers are not interchangeable

6. SELECT LEVER

Style/Description	Price (ea.)
(SPA) Sparta	n/c
(RHO) Rhodes	n/c
(ATH) Athens	n/c
(TLR) Tubular	n/c

7. SELECT FINISH STYLE

	505	605	609	613	619	620	621	622	625	626	716
Finish	•	\$116.00	•	•	\$116.00	•	•	•	\$116.00	n/c	\$116.00

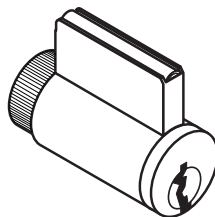
8. SELECT CYLINDER TYPE

Part No.	Description	Price (ea.)
PD * †	6 Pin Full Cylinder (Schlage)	n/c
LD	Less Full Cylinder (6 Pin: Schlage, Falcon)	Deduct \$53.00

* Master Keyed cylinders can be specified and will be shipped in lock packaging

† For Master Keying, additional line item 50-210 is required for Classic and Everest cylinders, \$16.10 each
For additional assistance on Master Keying as well as restricted keyways please contact Customer Service

**CO-200 SERIES
RIGHTS ON LOCKS
- EXIT TRIM**



Full Cylinder
PD LD

9. SELECT KEYING TYPE

Part No.	Description	Price (ea.)
S123	Everest 29 S (Key in Lever or FSIC)	n/c
C/E/F	Classic (C/E/F)	STANDARD

10. SELECT HANDING (Field Reversible)

Part No.	Description	Price (ea.)
RH	Right Handed - STANDARD	n/c
LH	Left Handed	n/c

11. SELECT BATTERY

Part No.	Description	Price (ea.)
4B	4AA Battery Kit	STANDARD

12-13. NO SELECTION REQUIRED

14. SELECT DOOR THICKNESS

Part No.	Description	Price (ea.)
1 3/4"	1 3/4"	STANDARD
1 3/8"	1 3/8" to 2 3/4", Shims included (Specify in 1/8" increments)	\$49.00

CO-SERIES EXIT TRIM

The CO-200 Exit Trim comes with a universal mounting plate and is compatible with the following exit devices:

Von Duprin 98/99

Rim, Concealed Vertical Rod (metal door only), Surface Vertical Rod, Mortise.

Von Duprin 22/22F - Rim, Surface Vertical Rod

Falcon 25 - Rim

Sargent 80 Series - Rim

Corbin Russwin 5000 Series - Rim (Narrow design and reversible exits are not compatible)

Yale 7000 - Rim

Dorma 9300 - Rim

Precision 21 - Rim

CO Series

**CO-993DT
NON-FUNCTIONING
DUMMY TRIM
FOR EXIT**



CO993RDT



1-3. SELECT CHASSIS/EXIT TRIM TYPE*

Part No.	Description	Price (ea.)
CO-993DT	Dummy Trim with Dummy Reader Cover for Exit Rim/ † Concealed Vertical Rod/Mortise Lock	\$598.00

* See page MF-34 for exit device compatibility. † Metal door only.

4. SELECT LEVER

Style/Description	Price (ea.)
(SPA) Sparta	n/c
(RHO) Rhodes	n/c
(ATH) Athens	n/c
(TLR) Tubular	n/c

5. SELECT FINISH STYLE

	505	605	609	613	619	620	621	622	625	626	716
Finish	•	\$116.00	•	•	\$116.00	•	•	•	\$116.00	n/c	\$116.00

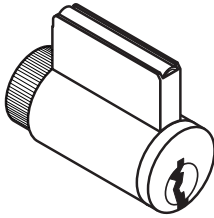
6. SELECT CYLINDER TYPE

Part No.	Description	Price (ea.)
PD * †	6 Pin Full Cylinder (Schlage)	n/c
LD	Less Full Cylinder (6 Pin: Schlage, Falcon)	Deduct \$53.00

* Master Keyed cylinders can be specified and will be shipped in lock packaging

† For Master Keying, additional line item 50-210 is required for Classic and Everest cylinders, \$16.10 each
For additional assistance on Master Keying as well as restricted keyways please contact Customer Service

**CO-993DT
NON-FUNCTIONING
DUMMY TRIM
FOR EXIT**



Full Cylinder
PD LD

7. SELECT KEYING TYPE

Part No.	Description	Price (ea.)
S123	Everest 29 S (Key in Lever or FSIC)	n/c
C/E/F	Classic (C/E/F)	STANDARD

8. SELECT HANDING (Field Reversible)

Part No.	Description	Price (ea.)
RH	Right Handed - STANDARD	n/c
LH	Left Handed	n/c

9. SELECT DOOR THICKNESS

PART No.	DESCRIPTION	Price (ea.)
1 3/4"	1 3/4"	STANDARD
1 3/8"	1 3/8" TO 2 3/4", SHIMS INCLUDED (SPECIFY IN 1/8" INCREMENTS)	\$49.00

CO-SERIES EXIT TRIM

The CO-200 Exit Trim comes with a universal mounting plate and is compatible with the following exit devices:

Von Duprin 98/99

Rim, Concealed Vertical Rod (metal door only), Surface Vertical Rod, Mortise.

Von Duprin 22/22F - Rim, Surface Vertical Rod

Falcon 25 - Rim

Sargent 80 Series - Rim

Corbin Russwin 5000 Series - Rim (Narrow design and reversible exits are not compatible)

Yale 7000 - Rim

Dorma 9300 - Rim

Precision 21 - Rim

CO Series

PROGRAMMING ACCESSORIES

Part No.	Description	Price (ea.)
HH-2PIN SERIAL	Serial Cable. Used to connect current model HHD (BM170) directly to legacy serial products without the need of a CIP.	\$120.00
HHD KIT-USB	Handheld Device Kit. Includes Handheld Device pre-loaded with SUS Application and HHD-USB Cable. Used to initialize, manage and test AD and CO Series Devices.	1076.00
HH-USB	USB Replacement Cable. Used to connect Handheld Device to USB locks and accessories.	48.70
HH-Serial	Serial Cable. Used to connect previous model HHD (BM150) with CIP to program serial products.	106.00
56-035 (P101203)	CIP with iButton Reader. Used to program serial products using HH-SERIAL Serial Cable.	292.00
56-036 (P394548)	Female to Female Serial Cable: Used to connect Computer Interface Module (P101203) to a laptop/PC	54.10
CRP2	Proximity Credential Reader: Used to read proximity data for enrollment into Schlage Express™ Software database	476.00
48-539	iButton Reader with USB Adapter (Blue), Required for Vendor Access Software only Used to read and write data to 48-538 or IBF-130 Vendor Access iButtons	115.53

MISCELLANEOUS HARDWARE*

Part No.	Description	Price (ea.)
46929121	Door Position Switch Kit (Door Position Switch with Strike Mounted Magnet)	\$26.30
23631765	Tamper Torx Screw for CO-Series, Cylindrical Locks	33.40
23631781	Tamper Torx Screw for CO-Series, Mortise Locks	33.40
23631799	Tamper Torx Screw for CO-Series, Exit Trim	26.70

* Must specify finish when ordering separate. Available in 626, 605, 606, 612, 619, 625, 643e

SHIM PLATES

Part No.	Description	Price (ea.)
23458599	Exterior Shim Plate, Device is 0.063" thick	\$18.70
23599368	CO Interior Shim Plate Kit, Device is 0.063" thick	20.00

DECORATIVE PLATES**

Part No.	Description	Price (ea.)
23760267	Decorative Plate with fasteners	21.60
23760283	Decorative Plate with fasteners	33.40
23760317	Decorative Plate with fasteners	50.80
23760325	Decorative Plate with fasteners	50.80
23760309	Decorative Plate with fasteners	52.00
23760291	Decorative Plate with welded standoffs and fasteners	70.30
23760259*	Under the lock decorative plate (fasteners not necessary)	67.50
23760275*	Under the lock decorative plate (fasteners not necessary)	66.80
23631823	Exit Trim Decorative Plate with fasteners	29.40

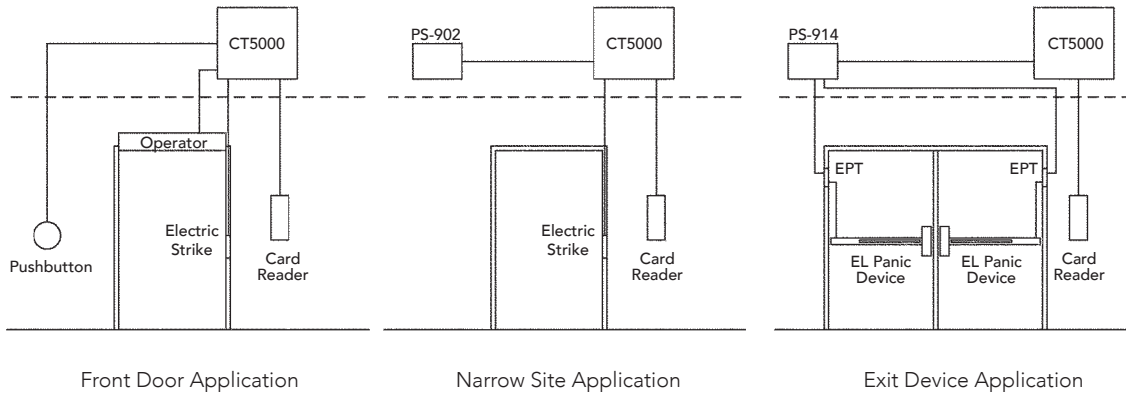
Decorative plates have multiple applications, consult CO-Series Retrofit Template Overlay Guide on www.schlage.com/support

* A single under the device is 0.075" thick, please consider overall door thickness when ordering

Note: Single plate price. Interior and exterior plates may be required. 626, 605, 643e

** Available in 626 (Satin Chrome), 605 (Bright Brass), and 643e (Aged Bronze) Finishes

CT-5000 Offline Controllers



CT-5000 OFFLINE CONTROLLERS

The CT-5000 is an indoor, offline single opening controller. It is flexible and works with various card reader technologies. With the correct power supply, the CT-5000 controller works with various types of locking hardware, including electric strikes, electromagnetic locks, or EL panic devices. If networked functionality is required in the future, the CT-5000 can be upgraded to a WRI-400 by upgrading the firmware and adding one incremental piece of hardware. This provides greater adaptability in the field.

Front Door Application

The CT-5000 can be used for front door applications with an automatic operator, electric strike and card reader

Narrow Site Application

For narrow stile applications the CT-5000 can be used with an electric strike and card reader

Exit Device Application

The CT-5000 and a card reader along with the PS-914 x 900-2RS Power Supply can control two EL exit devices for double door applications

Note: PS-902 (not pictured) and PS-914 x 900-2RS are required with the CT-5000
 Sold separately

CERTIFICATIONS

- UL 294
- Canada UL
- FCC Part 15
- Canada RSS – 210
- RoHS

CT-5000 Offline Controllers**FEATURES**

- Supports up to 5000 users and audits
- Comes standard with 15 foot USB remote cable connector
- Programmed using Schlage Handheld Device (HHD) via USB connection
- Power is hardwired
- Three form C relay outputs (for strike, auxiliary, and alarm)
- Supports Request to exit (remote release) and Door Position Switch input.
- Card functions supported: normal, toggle, freeze, pass through, construction, lock down, and all card plus PIN applications
- Multiple reader technologies and positions on both sides of the gate/ door
- Internal LED visual indicators (Including low battery and state of the relay)
- Compatible with SMS Express, Select, Premier or Enterprise

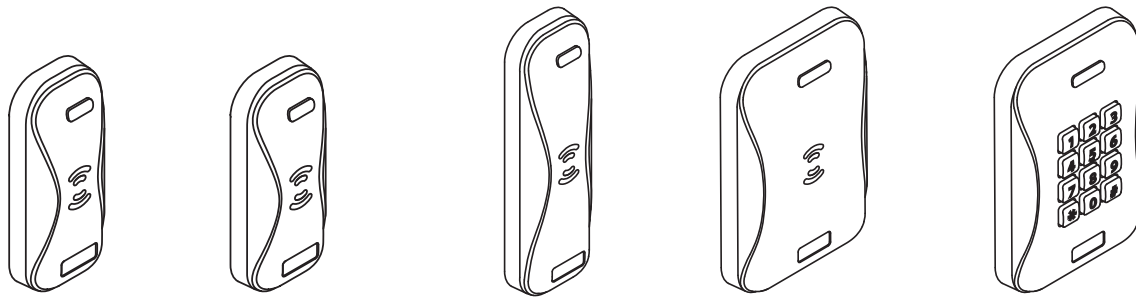
CREDENTIAL COMPATIBILITY

- Compatible with Schlage, Xceed ID™, AWID®, HID®, GE/CASI ProxLite®
- 125 kHz Proximity cards: 26a, 34x, 35x, 37x bit formats (reader dependent)

CT-5000 OFFLINE CONTROLLERS

Part No.	Description	Price (ea.)
CT-5000	Offline Controller (15 ft. USB cable - STANDARD)	\$874.00
PS-902	2 amp Power Supply (Required)	205.00
HHD-Kit	Schlage Handheld Programming Device (Required)	1076.00
23745565	150 ft. USB cable for CT-5000 (Optional)	119.00

Network Readers
Access Management Systems



PR10

SM10

MT11

MT15

MTK15

aptiQ™ NETWORKED READERS

- 125 kHz Proximity and 13.56 MHz Contactless Smart Card technology in one reader
- Meets both ISO 14443
- Reads ISO 1443 A/B and 15693 credentials
- FIPS compliant
- Compatible with Schlage proximity, XceedID proximity, GE/Casi ProxLite®, HID® Proximity, AWID® Proximity, Lenel Prox®
- Compatible with most 13.56 MHz credentials, including aptiQ Smart and Multi-technology readers
- Tri-state LED (red, green, amber) and audible status alert
- Wiegand interface
- Standard color is black. Gray, brown and cream colors are available, longer lead times may apply.

aptiQ™ NETWORKED READERS

Part No.	Description	Price (ea.)
PR10	Proximity Reader Mini-Mullion Mount, 4.26" x 1.72" x 0.81". Power required: 5-16 VDC	\$45.00
SM10	Smart Reader Mini-Mullion Mount, 4.26" x 1.72" x 0.81". Power required: 5-16 VDC	145.00
MT11	Multi-Technology Reader – Mullion Mount, 5.91" x 1.72" x 0.81". Power required: 5-16 VDC	299.00
MT15	Multi-Technology Reader – Wall Mount, 5.1" x 3.25" x 0.76". Power required: 5-16 VDC	299.00
MTK15	Multi-Technology Reader – Wall Mount with Keypad, 5.1" x 3.25" x 0.76". Power required: 5-16 VDC	487.00

NEW PRODUCT CONVERSION CHART

Legacy Product Part No.	Description	New aptiQ Product aptiQ Part No.	Description
(S)FXF#1050	Prox Mini-Mullion	PR10	Proximity Mini-Mullion
(S)FXF#1060MF	Smart Mini-Mullion	SM10	Smart Mini-Mullion
(S)FXF#1100	Multi-technology Mullion	MT11	Multi-technology Mullion
(S)FXF#1200	Smart Mullion	MT11	Multi-technology Mullion
(S)FXF#1500	Multi-technology Single Gang	MT15	Multi-technology Single Gang
(S)FXF#1550	Proximity Single Gang	MT15	Multi-technology Single Gang
(S)FXF#1560	Smart Single Gang	MT15	Multi-technology Single Gang
(S)FXF#2100	Multi-technology Mid-Range	MT15	Multi-technology Single Gang
(S)FXF#2200	Smart Mid-Range	MT15	Multi-technology Single Gang
(S)FXF#2110	Multi-technology Mid-Range with Keypad	MTK15	Multi-technology Single Gang with Keypad
(S)FXF#2110P-K	Smart Mid-Range with Keypad	MTK15	Multi-technology Single Gang with Keypad
(S)FXF#2210	Proximity Mid-Range with Keypad	MTK15	Multi-technology Single Gang with Keypad

iBUTTON READERS

Part No.	Description	Price (ea.)
SRT-100	iButton Mullion Mount Reader The SRT100 iButton Mullion-Mount Reader provides solid construction with a 1/4" thick brushed anodized aluminum face plate and stainless steel read head. Bi-color LED and Sonalert provide users with both visual and audible indicators. 26 bit Wiegand output.	\$746.00

Network Readers
Access Management Systems

ACCESS MANAGEMENT SOFTWARE SYSTEMS

Schlage delivers powerful software solutions to managing access points in multi-family properties that meet your current access control requirements and expand to meet your growing business needs, all while satisfying your budget.

SCHLAGE EXPRESS™ SOFTWARE

	Price (ea.)
56-063 (SXPR-SFT-1) Express Offline Lock Software (Includes one client license. Supports offline locks)	\$374.00
Recommended for offline locks of fewer than 1000 users and/or 100 access points. Reporting of last 1000 events capability will retrieve audit trails Must be installed on a computer that meets the minimum requirements (refer to software datasheet)	
	Price (ea.)
M204-215 Vendor Access Management Software, see a Schlage Authorized Dealer/Distributor for download instructions.	n/c
Schlage Express™ Software version 4.4.3 or higher required. Requires 48-539 iButton reader and either 48-538 or IBF-130 credentials (sold separately). Compatible only with 500 user BE367 deadbolts or FE210 interconnects.	

ACCESS MANAGEMENT ACCESSORIES

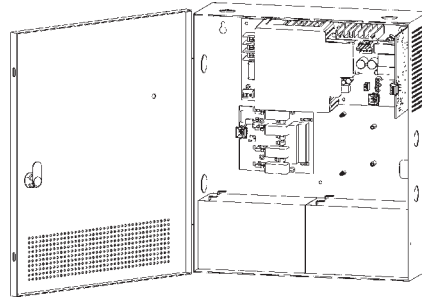
	Price (ea.)
HH-2PIN SERIAL Serial Cable. Used to connect current model HHD (BM170) directly to legacy serial products without the need of a CIP	\$120.00
HHD KIT-USB Handheld Device Kit. Includes Handheld Device pre-loaded with SUS Application and HHD-USB Cable. Used to initialize, manage and test AD and CO Series Devices.	1076.00
HHD-USB USB Replacement Cable. Used to connect Handheld Device to USB locks and accessories.	48.70
HH-Serial Serial Cable. Used to connect previous model HHD (BM150) with CIP to program serial products.	106.00
56-035 (P101203) CIP with iButton Reader. Used to program serial products using HH-SERIAL Serial Cable.	292.00
56-036 (P394548) Female to Female Serial Cable Used to connect Computer Interface Module (P101203) to a laptop/PC	59.10
48-539 iButton Reader with USB Adapter (Blue), Required for Vendor Access Software only Used to read and write data to 48-538 or IBF-130 Vendor Access iButtons	111.09
CRP2 Proximity Credential Reader Used to read proximity data for enrollment into Schlage Express™ Software database	476.00
MT20W Credential Enrollment Reader Used to read and write to smart credentials within the ENGAGE™ Technology access control platform <i>(For use with Schlage Control™ Smart Locks)</i>	520.00

Power Supplies & Accessories

TABLE OF CONTENTS

PS902 Power Supplies and Option Boards . . .	MF-46
PS904 Power Supplies and Option Boards . . .	MF-47
PS906 Power Supplies and Option Boards . . .	MF-48

Power Supplies & Accessories



PS-902

PS902 POWER SUPPLIES (2A @ 12/24 VDC – field selectable)

- UL 294 Listed for Access Control
- Class 2 rated power limited output
- Universal 110-220 VAC input
- Regulated and filtered DC outputs
- AC input and DC output LED indications
- 1 connector for optional distribution boards
- AC input status indication on outside cover
- AC status monitor
- 12" H x 14" W x 4" D enclosure

1. SELECT POWER SUPPLY

Part No.	Description	Price (ea.)
PS902*	Base Power Supply (2A @ 12/24 VDC- field selectable) (approx... weight: 9 lbs)-PS902 is able to accept a total of 1 optional distribution boards and 1 900-FA board	\$227.00

* BAA "Buy American Act" compliant power supply option
Will be labeled as "assembled in the USA with US and foreign materials"

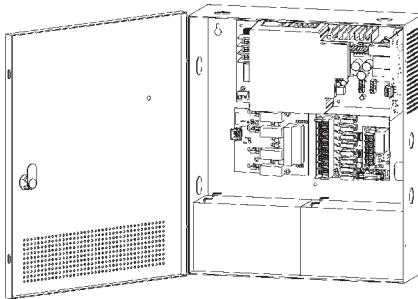
2. SELECT OPTIONAL DISTRIBUTION BOARD WITH OR WITHOUT FA (Fire Alarm Relay)

Part No.	Description	Price (ea.)
900-4R	4 independently controlled relays	\$152.00
900-4R FA	4 independently controlled relays with FA	206.00
900-BBK	Battery Backup Kit (includes two 7A/hr batteries)	162.00
900-BB	Battery Backup Board only	100.00
900-BAT	Backup Battery Pack Two (2) 7A/hr batteries	100.00

3. SELECT OTHER POWER SUPPLY OPTIONS

Part No.	Description	Price (ea.)
900-FA	Fire Alarm Relay (EIR) module is a plug-in relay to provide an interface with fire or other emergency override systems *may be installed directly on power supply, or may be used with optional distribution board	\$54.00
900-KL	Key Lock	\$34.60

NOTE: PS902 power supplies require connection to AC line voltage
Installation and all electrical connections (high and low voltage) should be performed by a qualified electrical contractor



PS-904

PS904 POWER SUPPLIES (4A @ 12/24 VDC – field selectable)

- UL 294 Listed for Access Control
- Class 2 rated power limited output
- Universal 110-220 VAC input
- Regulated and filtered DC outputs
- AC input and DC output LED indications
- 2 connectors for optional distribution boards
- AC input status indication on outside cover
- AC status monitor
- 12" H x 14" W x 4" D enclosure

1. SELECT POWER SUPPLY

Part No.	Description	Price (ea.)
PS904*	Base Power Supply (4A @ 12/24 VDC- field selectable) PS904 is able to accept a total of 2 optional distribution boards	\$433.00

* BAA "Buy American Act" compliant power supply option
Will be labeled as "assembled in the USA with US and foreign materials"

2. SELECT OPTIONAL DISTRIBUTION BOARD WITH OR WITHOUT FA (Fire Alarm Relay)

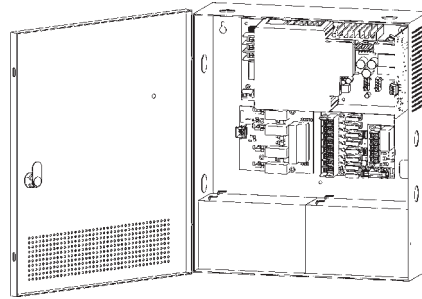
Part No.	Description	Price (ea.)
900-4R	4 independently controlled relays	\$152.00
900-4R FA	4 independently controlled relays with FA	206.00
900-BBK	Battery Backup Kit (includes two 7A/hr batteries)	162.00
900-BB	Battery Backup Board only	54.00
900-BAT	Backup Battery Pack Two (2) 7A/hr batteries	108.00

3. SELECT OTHER POWER SUPPLY OPTIONS

Part No.	Description	Price (ea.)
900-KL	Key Lock	\$34.60

NOTE: PS904 power supplies require connection to AC line voltage
Installation and all electrical connections (high and low voltage) should be performed by a qualified electrical contractor

Power Supplies & Accessories



PS-904

PS906 POWER SUPPLIES (6A @ 12/24 VDC – field selectable)

- UL 294 Listed for Access Control
- Universal 110-220 VAC input
- Regulated and filtered DC outputs
- AC input and DC output LED indications
- 3 connectors for optional distribution boards
- AC input status indication on outside cover
- AC status monitor
- 12" H x 14" W x 4" D enclosure

1. SELECT POWER SUPPLY

Part No.	Description	Price (ea.)
PS906*	Base Power Supply (6A @ 12/24 VDC- field selectable) (approx... weight: 7 lbs)-PS906 is able to accept a total of 3 optional distribution boards	\$671.00

* BAA "Buy American Act" compliant power supply option
Will be labeled as "assembled in the USA with US and foreign materials"

2. SELECT OPTIONAL DISTRIBUTION BOARD WITH OR WITHOUT FA (Fire Alarm Relay)

Part No.	Description	Price (ea.)
900-4R	4 independently controlled relays	\$152.00
900-4R FA	4 independently controlled relays with FA	206.00
900-BBK	Battery Backup Kit (includes two 7A/hr batteries) *Can not be used if 3rd distribution board is installed	162.00
900-BB	Battery Backup Board only	54.00
900-BAT	Backup Battery Pack Two (2) 7A/hr batteries	108.00

3. SELECT OTHER POWER SUPPLY OPTIONS

Part No.	Description	Price (ea.)
900-KL	Key Lock	\$34.60

NOTE: PS906 power supplies require connection to AC line voltage
Installation and all electrical connections (high and low voltage) should be performed by a qualified electrical contractor

PRODUCT WARRANTIES

Lifetime Limited Mechanical & Finish Warranty and 1-Year Limited Electronics Warranty. Subject to the terms and conditions of this warranty, Schlage extends a lifetime limited mechanical and finish warranty and a one-year limited electronics warranty to the original consumer user ("Original User") of our Schlage brand product ("Products") against defects in material and workmanship as long as the Original User occupies the residential premises upon which the Product was originally installed.

What Schlage Will Do

Upon return of the defective Product to Schlage, Schlage's sole obligation, at its option, is to either repair or replace the Product or refund the original purchase price in exchange for the Product.

Original User

This warranty only applies to the Original User of Products. This warranty is not transferable.

What is Not Covered

The following costs, expenses and damages are not covered by the provision of this limited warranty: (i) labor costs including, but not limited to, such costs for the removal and reinstallation of Products; (ii) shipping and freight expenses required to return Products to Schlage; and (iii) any other incidental, consequential, indirect, special and/or punitive damages, whether based on contract, warranty, tort (including, but not limited to, strict liability or negligence), patent infringement, or otherwise, even if advised of the possibility of such damages. Some local laws do not allow the exclusion or limitation of incidental or consequential damages, so the above exclusion or limitation may not apply to you.

The provisions of this Warranty do not apply to Products:

(i) used in commercial applications; (ii) used in common area applications; (iii) used for purposes for which they are not designed or intended; (iv) which have been subjected to alteration, abuse, misuse, negligence or accident; (v) which have been improperly stored, installed, maintained or operated; (vi) which have been used in violation of written instructions provided by Schlage; (vii) which have been subjected to improper temperature, humidity, or other environmental conditions; or (viii) which, based on Schlage's examination, do not disclose to Schlage's satisfaction non-conformance to this warranty. Additionally, this warranty DOES NOT COVER scratches, abrasions, or deterioration due the use of paints, solvents or other chemicals.

Exclusions

Oil Rubbed Bronze finish (613) is designed to improve over time and change in appearance, creating a living finish through daily use and, thus, finish discoloration is not applicable to the above warranty.

Additional Terms

Schlage does not authorize any person to create for it any obligation or liability in connection with the Products. Schlage's maximum liability hereunder is limited to the purchase price of the Product. No action arising out of any claimed breach of this warranty by Schlage may be brought by the Original User more than one (1) year after the cause of action has arisen.

How Local Law Applies

This warranty gives you specific legal rights, and you may also have other rights as otherwise permitted by law. If this Product is considered a consumer product, please be advised that some local laws do not allow limitations on incidental or consequential damages or how long an implied warranty lasts, so that the above limitations may not fully apply. Refer to your local laws for your specific rights under this warranty.

Multi-family

Product Warranties Deadbolts

To make a warranty claim, contact Schlage Customer Service:

U.S. Schlage Customer Commitment Center 2119 East Kansas City Road Olathe, KS 66061 (800) 847-1864 Option 1 (888) 805-9837 Consumer (800) 366-5625 (Fax)	Canada Allegion 1076 Lakeshore Road East Mississauga, Ontario L5E 1E4 (800) 900-4734 (800) 239-4734 (Fax)	Mexico & outside of the U.S.* Allegion, S.A. de C.V. Blvd., Centro Industrial No. 11 Col. Industrial Puente de Vigas, Tlalnepantla Edo. De Mexico C.P. 54070 Telefono: 018005067866
---	--	---

* For customers outside of the U.S. and Canada, claims under this Warranty must be made only to either the place of purchase or the listed importer

Claims must be made only to the Customer Service Organization in the country of purchase

For warranty issues, you will be asked for some preliminary claim information
Once your claim has been verified, the item will be repaired, replaced, or refunded at the original purchase price

If your purchase is not registered, you will need the following documents to file a warranty claim:

- Itemized store receipt
- Original product UPC code
- Item model number

All claims must be fully substantiated



About Allegion

Allegion (NYSE: ALLE) is a global pioneer in safety and security, with well-known brands like CISA®, Interflex®, LCN®, Schlage® and Von Duprin®. Focusing on security around the door and adjacent areas, Allegion produces a range of solutions for homes, businesses, schools and other institutions. Allegion is a \$2 billion company, with products in more than 120 countries around the world.

For more, visit www.allegion.com