












	series title	Pre Load Electric Strikes		Price USD	Weight (lbs.)	Width (")	Length (")	Height (")	UPC Code
	series models	Electric Strike Only	CX-EPD-2000L	\$250.00	1.15	10.50	3.25	2.25	670454166333
		Electric Strike with Faceplate	CX-EPD-2010L	\$270.00	1.25	10.50	3.25	2.25	670454168945
			CX-EPD-2020L	\$270.00	1.25	10.50	3.25	2.25	670454168945
			CX-EPD-2030L	\$270.00	1.35	10.50	3.25	2.25	670454167002
			CX-EPD-2040L	\$276.00	1.45	10.50	3.25	2.25	670454167323
			CX-EPD-2850L	\$280.00	1.15	10.50	3.25	2.25	670454166074
	series options	Faceplate Options	CX-ESP1	\$20.00	NA	NA	NA	NA	670454158789
			CX-ESP2	\$20.00	NA	NA	NA	NA	670454158796
			CX-ESP3	\$20.00	NA	NA	NA	NA	670454158802
			CX-ESP4	\$26.00	NA	NA	NA	NA	670454158864
	product line	Electrified Locks, Relays & Timers							
	product category	Electric Strikes							
	product sub category								
	series number	Series 22							
	series title	BHMA Grade 2 Rim Strike							
	series models	BHMA Grade 2	CX-EL2255	\$336.00	1.9	10.50	3.25	2.25	670454157140
			CX-EL2258	\$336.00	1.9	10.50	3.25	2.25	670454157119
	product line	Electrified Locks, Relays & Timers							
	product category	Electric Strikes							
	product sub category								
	series number	Series 30							
	series title	BHMA Grade 3							
	series models	Electric Strike Only	CX-EL3001	\$132.00	1.11	10.50	3.25	2.25	670454159250
			CX-EL3005	\$132.00	1.15	10.50	3.25	2.25	670454159021
			CX-EL3008	\$132.00	1.08	10.50	3.25	2.25	670454160478
		Electric Strike with Faceplate	CX-EL3011	\$152.00	1.22	10.50	3.25	2.25	670454158277
			CX-EL3021	\$152.00	1.22	10.50	3.25	2.25	670454164551
			CX-EL3031	\$152.00	1.33	10.50	3.25	2.25	670454158499
			CX-EL3041	\$158.00	1.37	10.50	3.25	2.25	670454160577
			CX-EL3015	\$152.00	1.26	10.50	3.25	2.25	670454157478
			CX-EL3025	\$152.00	1.25	10.50	3.25	2.25	670454156808
			CX-EL3035	\$152.00	1.34	10.50	3.25	2.25	670454157270
			CX-EL3045	\$158.00	1.41	10.50	3.25	2.25	670454160943
			CX-EL3018	\$152.00	1.19	10.50	3.25	2.25	670454157485
			CX-EL3028	\$152.00	1.18	10.50	3.25	2.25	670454160829
			CX-EL3038	\$152.00	1.26	10.50	3.25	2.25	670454159177
			CX-EL3048	\$158.00	1.33	10.50	3.25	2.25	670454160936
	series options	FACE PLATES FOR STRIKES: Faceplate Options	CX-ESP1	\$20.00	NA	NA	NA	NA	670454158789
			CX-ESP2	\$20.00	NA	NA	NA	NA	670454158796
			CX-ESP3	\$20.00	NA	NA	NA	NA	670454158802
			CX-ESP4	\$26.00	NA	NA	NA	NA	670454158864
	product line	Electrified Locks, Relays & Timers							
	product category	Electric Strikes							
	product sub category								
	series number	09 Series							
	series title	Glass Door Strikes							
	series models		CX-EU955	\$500.00	1.75	3.25	10.6	2.2	670454175656
			CX-EU958	\$500.00	1.74	3.25	10.6	2.2	670454175653
			CX-EU955	\$500.00	1.79	3.25	10.6	2.2	670454175650
			CX-EU958	\$500.00	1.78	3.25	10.6	2.2	670454175657
	product line	Electrified Locks, Relays & Timers							
	product category	Cabinet Locks							
	product sub category								
	series number	8000 Series							
	series title	Cabinet Locks							
	series models		CX-EL8000	\$140.00	0.25	2.00	6.00	1.75	670454162144
			CX-EL8000L	\$184.00	0.26	2.00	6.00	1.75	670454162557
	product line	Electrified Locks, Relays & Timers							
	product category	Cabinet Locks							
	product sub category								
	series number	CX-EL 90 Series							
	series title	Battery Powered Prox Locks							
	series models	Prox. Cabinet Lock Kits	CX-EL9015AK	\$324.00	0.35	4.0	6.375	1.625	670454176066
			CX-EL9015GK	\$324.00	0.35	4.0	6.37	1.62	670454175939
			CX-EL9015LK	\$324.00	0.35	4.0	6.37	1.62	670454176073
		Expansion Cabinet Locks	CX-EL9015S	\$215.00	0.31	4.0	6.375	1.625	670454173270
			CX-EL9017SL	\$207.00	0.021	3.0	3.0	2.0	670454173287
		Locking Pins	CX-EL9068	\$32.00	0.13	3.0	3.0	2.0	67045417334
			CX-EL9069	\$34.00	0.15	3.0	3.0	2.0	670454173355
			CX-EL9070	\$18.00	0.03	1.25	1.87	2.0	670454173362
		Cards/Tags	CX-EL9030	\$62.00	0.18	3.12	4.75	1.62	670454173300
			CX-EL9020	\$76.00	0.18	3.12	4.75	1.62	670454173294
		Accessories	CX-EL9010	\$18.00	0.072	3.125	4.75	1.625	670454176530
			CX-EL9052S2	\$20.00	0.08	3.12	4.75	1.62	670454176530
			CX-EL9015S	\$73.00	0.28	4.0	5.0	2.0	670454173324
			CX-EL9040	\$44.00	0.08	3.12	4.75	1.62	670454173317
			CX-EL9060	\$36.00					670454176547

**Cabinet Locks**

				CX-EL9061	Glass Door Pin Mounting Kit		\$36.00	0.15	3.0	3.0	2.0	670454176992
	product line	Electrified Locks, Relays & Timers										
	product category	Cabinet Locks										
	product sub category											
	series number	CX-EL 91 Series										
	series title	Cabinet Locks										
	series models	Cabinet Locks										
				CX-EL9117	Compact Cabinet Lock		\$170.00	0.2	3"	4.5"	1.5"	670454176992
				CX-EL9068	Frontal lock pin, 77 Lbs. (35 Kg.) rated break point		\$32.00	0.13	3.0	3.0	2.0	67045417334
				CX-EL9070	Mini lock pin		\$18.00	0.03	1.25	1.87	2.0	670454173362
				CX-EL9069	High strength 90° lock pin with spring plunger, 77 Lbs. (35 Kg.) rated break point		\$34.00	0.15	3.0	3.0	2.0	670454173355
<b>Power Supplies</b>												
												
	product line	Electrified Locks, Relays & Timers										
	product category	Power Supplies										
	product sub category											
	series number	CX-PS10UL										
	series title											
	series models	CX-PS10UL										
					POWER SUPPLY		\$230.00	6.13	9.25	9.00	4.00	670454150547
												
	product line	Electrified Locks, Relays & Timers										
	product category	Power Supplies										
	product sub category											
	series number	CX-PS30UL/PS60UL										
	series title	Power Supply										
	series models			CX-PS30UL	3 AMP POWER SUPPLY		\$508.00	8.92	13.50	14.75	4.50	670454151209
				CX-PS60UL	6 AMP POWER SUPPLY		\$780.00	8.92	13.50	14.75	4.50	670454151841
												
	product line	Electrified Locks, Relays & Timers										
	product category	Power Supplies										
	product sub category											
	series number	CX-PS13 V3										
	series title	Variable Output Linear Power Supply										
	series models	CX-PS13V3										
					Variable Output Linear Power Supply		\$42.00	0.22	3.75	3.25	2.25	670454166982
<b>Transformers</b>												
												
	product line	Electrified Locks, Relays & Timers										
	product category	Transformers										
	product sub category											
	series number											
	series title	Transformers										
	series models											
				CX-TRN-2024	24 VAC, 20VA panel (nipple) mount transformer		\$40.00					670454150684
				CX-TRX-2012	12 VAC, 20VA STANDARD MOUNT TRANSFORMER		\$40.00	1.2	5.75	4.25	3.25	670454150738
				CX-TRX-4024	24VAC, 40VA STANDARD MOUNT TRANSFORMER		\$40.00	1.75	5.75	4.25	3.25	670454150752
				CX-TRX-2024	24 VAC, 20VA, fused, standard mount transformer		\$40.00					670454150745
				CX-TRP-4016	16V AC, 40 VA PLUG-IN TRANSFORMER		\$46.00	1.44	5.75	3.25	3.25	670454150714
					Rectifiers		\$30.00	0.07	2.00	4.50	1.00	670456205604
				CX-5024	Rectifier (AC-DC) 50 VA							
<b>Magnetic Locks</b>												
												
	product line	Electrified Locks, Relays & Timers										
	product category	Magnetic Locks										
	product sub category											
	series number	CX-90/91 Series										
	series title	Single Door Magnetic Locks										
	series models											
					300 lbs.							
				CX-90M-03	300 lbs. MORTISE MOUNT SINGLE DOOR - BASIC		\$180.00	5.04	11.50	4.25	2.00	670454150288
				CX-90S-03	300 lbs. SURFACE MOUNT SINGLE DOOR - BASIC		\$180.00	2.35	3.50	8.50	1.50	670454150295
				CX-91M-06	600 lbs. MORTISE MOUNT SINGLE DOOR - BASIC		\$180.00	5.04	11.50	4.25	2.00	670454150301
				CX-91M-06TLS	600 lbs. MORTISE MOUNT SINGLE DOOR - WITH ADJUSTABLE TIMER, LOCK SENSOR/RELAY		\$220.00	5.04	11.50	4.25	2.00	670454150318
				CX-91S-06	600 lbs. SURFACE MOUNT SINGLE DOOR - BASIC		\$180.00	5.04	11.50	4.25	2.00	670454150325
				CX-91S-06TDS	600 lbs. SURFACE MOUNT SINGLE DOOR - WITH ADJUSTABLE TIMER, DOOR STATUS SWITCH, LOCK SENSOR RELAY & LED		\$220.00	5.04	11.50	4.25	2.00	670454155603
					1200 lbs.							
				CX-91S-12	1200 lbs. SURFACE MOUNT SINGLE DOOR - BASIC		\$210.00	10.88	11.50	3.75	3.50	670454150349
				CX-91S-12TDS	1200 lbs. SURFACE MOUNT SINGLE DOOR - WITH ADJUSTABLE TIMER, DOOR STATUS SWITCH, LOCK SENSOR RELAY & LED		\$280.00	10.88	11.50	3.75	3.50	670454155047
	series options	Replacement PC Boards:										
				CX-91S-06PCB	For 600lb magnet, 1 7/8" x 1 7/16" (47.6mm x 36.5mm)		\$60.00	NA	NA	NA	NA	670454167019
				CX-91S-06TSPCB	For 600lbs Magnet, TLS/TDS: 1 7/8" x 1 7/16" (47.6mm x 36.5mm)		\$60.00	NA	NA	NA	NA	670454167026
				CX-91S-12PCB	For 1200 lb. Magnetic Locks, V1, (open pin connector), 2 3/8" x 1 3/4" (60mm x 45mm)		\$60.00	NA	NA	NA	NA	670454155252
				CX-91S-12TSPCB	For 1200 lb. Magnetic Locks, TLS and TDS models, 2 3/8" x 1 3/4" (60mm x 45mm)		\$60.00	NA	NA	NA	NA	670454155610
				CX-91S-12PCBV2	For 1200 lb. Magnetic Locks, V2, (Locking pin connector), 2 3/8" x 1 3/4" (60mm x 45mm)		\$60.00	NA	NA	NA	NA	670454165787
												
	product line	Electrified Locks, Relays & Timers										
	product category	Magnetic Locks										
	product sub category											
	series number	CX-92 Series										
	series title	Double Door Magnetic Locks										
	series models											
					1200 lbs.							
				CX-92S-12	1200 lbs. SURFACE MOUNT DOUBLE DOOR MAG LOCK - BASIC		\$420.00	10.88	11.50	3.75	3.50	670454150349
				CX-92S-12TDS	1200 lbs. SURFACE MOUNT DOUBLE MAG LOCK - WITH ADJUSTABLE TIMER, DOOR STATUS SWITCH, LOCK SENSOR/RELAY & LED		\$560.00	21.47	22.00	3.75	3.50	670454155580
					600 lbs.							
				CX-92S-06	600 lbs. SURFACE MOUNT DOUBLE MAG LOCK - BASIC		\$350.00	9.05	20.50	3.50	2.00	670454150370
				CX-92S-06TDS	600 lbs. SURFACE MOUNT DOUBLE DOORS - WITH ADJUSTABLE TIMER, DOOR STATUS SWITCH, LOCK SENSOR RELAY & LED		\$440.00	9.05	20.50	3.50	2.00	670454150332





		Faceplate Graphic Options - CX-LED2	CX-xxx54	Add /54 to model # for 'IN USE'	\$0.00	NA	NA	NA	NA	NA	NA	NA
			CX-xxx55	Add /55 to model # for 'OCCUPIED' / 'VACANT'	\$0.00	NA	NA	NA	NA	NA	NA	NA
			CX-xxx56	Add /56 to model # for 'DOOR LOCKED' / 'DOOR UNLOCKED'	\$0.00	NA	NA	NA	NA	NA	NA	NA
			CX-xxx57	Add /57 to model # for 'ARMED / DISARMED'	\$0.00	NA	NA	NA	NA	NA	NA	NA
<b>Door Alarms</b>												
		product line product category product sub category series number series title series models	Electrified Locks, Relays & Timers Door Alarms CX-DA Series Door Alarms									
					Price USD	Weight (lbs.)	Width (")	Length (")	Height (")	UPC Code		
			CX-DA100	Door alarm, sounder, single gang, 3-24 VDC	\$76.00	0.3	3	2	5	670454172273		
			CX-DA200	Door alarm, with relay, single gang, 12/24V, AC/DC	\$247.00	0.48	3.75	3.75	6.14	670454172969		
			CX-DA300	Door alarm, with relay and reset key, double gang, 12/24V, AC/DC	\$330.00	0.79	3.75	3.75	6.14	670454172976		
		product line product category product sub category series number series title series models	Electrified Locks, Relays & Timers Door Alarms CX-DA Series Door Monitor Alarm									
			CX-DA400	Door alarm, with relays, timers, reset key, double gang, 12/24V AC/DC	\$585.00	1	5.65	3.96	5.75	670454172983		
			CX-DA401	Door alarm, with relays, timers, reset key and lamper, double gang, 12/24V AC/DC	\$660.00	1	5.65	3.96	5.75	670454175601		
<b>Restroom Control Kits</b>												
		product line product category product sub category series number series title series models	Electrified Locks, Relays & Timers Restroom Control Kits CX-WC/WEC Restroom Control Kits Barrier-Free Restroom Control Kits									
			CX-WC10	BASIC PUSH BUTTON SYSTEM, including CX-33 Advanced Logic Control, CM-400/8 Mushroom PUSH TO LOCK Button, CX-MDC Magnetic Door Contact.	\$260.00	1.65	7.25	9.25	5.50	670454171009		
			CX-WC11	PUSH BUTTON & ANNUNCIATOR SYSTEM, including CX-33 Advanced Logic Control, CM-400/8 Mushroom PUSH TO LOCK Button, CM-AF500 Single Gang LED Annunciator, CX-MDC Magnetic Door Contact.	\$370.00	2.03	7.25	9.25	5.50	671454171016		
			CX-WC12	4 1/2 PUSH PLATE & ANNUNCIATOR SYSTEM, including CX-33 Advanced Logic Control, CM-400/8 All Active Push Plate Switch, CM-AF500 Single Gang LED Annunciator, CX-MDC Magnetic Door Contact.	\$420.00						670454171023	
			CX-WC13FM	FLUSH MOUNT AURA ILLUMINATED PUSH PLATE SWITCH SYSTEM, including CX-33 Advanced Logic Control, CM-45/8/GRFSE1 4 1/2 Illuminated Push Plate Switch (PUSH TO LOCK), with sign, CM-45/4/GRFSE1 4 1/2 Illuminated Push Plate and CX-MDC Magnetic Door Contact.	\$680.00						670454180360	
			CX-WC13SM	AS ABOVE, SURFACE, with CM-45/8/GRSSE1 4 1/2 Illuminated Push Plate Switch (Push to Lock), with sign and CM-45/4/GRSSE1 4 1/2 Illuminated Push Plate (Wheelchair symbol & Push To Open), with sign.	\$680.00	4.4	9.25	12.25	4.75	670454171030		
			CX-WC14FM	FLUSH MOUNT TWO DOOR RESTROOM SYSTEM, including CX-EMF-2 Multi-Function Relay, CM-45/8/GRFSE1 4 1/2 Illuminated Push Plate Switch (PUSH TO LOCK), with sign, (2) CM-45/4/GRFSE1 4 1/2 Illuminated Push Plate Switch (PUSH TO OPEN), with sign, (2) CX-MDC Magnetic Door Contact.	\$1330.00						670454180377	
			CX-WC14SM	AS ABOVE, SURFACE, with CM-45/8/GRSSE1 4 1/2 Illuminated Push Plate Switch (Push to Lock), with sign and CM-45/4/GRSSE1 4 1/2 Illuminated Push Plate (Wheelchair symbol & Push To Open), with sign.	\$1330.00	6.25	10.13	15.88	6.75	6700454171047		
			CX-WC15FM	FLUSH MOUNT 'ASSISTANCE REQUIRED' RESTROOM SYSTEM, including CX-EMF-2 Multi-Function Relay, CM-45/8/GRFSE1 4 1/2 Illuminated Push Plate Switch (PUSH TO LOCK), with sign, CM-45/4/GRFSE1 4 1/2 Illuminated Push Plate Switch (PUSH TO OPEN), with sign, CM-450R/12 Mushroom Push Button 'Push For Emergency Assistance', CX-MDC Magnetic Door Contact.	\$1135.00						670454180384	
			CX-WC15SM	AS ABOVE, SURFACE, with CM-45/8/GRSSE1 4 1/2 Illuminated Push Plate Switch (Push to Lock), with sign and CM-45/4/GRSSE1 4 1/2 Illuminated Push Plate (Wheelchair symbol & Push To Open), with sign.	\$1135.00	5.1	10.25	10.25	6.50	670454171054		
			Emergency Call for Universal Restroom Kits									
			CX-WEC10	Universal Restroom Kit for use without automatic door operator, or with CX-WC 10, 11, 12, 13 & 14 barrier-free restroom control kit. Includes: CM-450R/12 PRESS FOR EMERGENCY ASSISTANCE mushroom push button, CM-AF501SO LED annunciator with sounder, CM-AF140SO Dome light with sounder AND CM-SE21 white panel sign (6 X 10 5/8 (152mm X 270mm). Add suffix 'F' to model number for French language.	\$440.00	2.7	14"	16"	5.62"	670454177261		
			CX-WEC11	Universal Restroom Kit for use with CX-WC15 barrier-free restroom control kit. As above without CM-4050R/12 push button. Add suffix 'F' to model number for French language.	\$329.00						670454177933	
			Emergency Call - Components									
			CM-450R/12	Mushroom Push button, single gang, stainless steel faceplate, push/pull, PRESS FOR EMERGENCY ASSISTANCE. Add suffix 'F' to model number for French language.	\$124.00	0.6	3	4	5	670454178169		
			CM-AF501SO	Single gang LED annunciator with sounder, 'ASSISTANCE REQUESTED'. Add suffix 'F' to model number for French language.	\$164.00	0.35	4	4.75	2.87	670454165206		
			CM-AF140SO	Single gang dome light with sounder, 'ASSISTANCE REQUIRED'. Add suffix 'F' to model number for French language. Add suffix 'BE' to model number for English & French Bilingual language.	\$130.00	0.35	4	4.75	2.87	670454177704		
			CM-SE21A	English, solid white sign, (6 X 10 5/8 (152mm X 270mm). IN THE EVENT OF AN EMERGENCY PUSH EMERGENCY BUTTON AND AUDIBLE AND VISUAL SIGNAL WILL ACTIVATE	\$51.00	1.2	1	10.5	7	670454177858		
			Emergency Call - Optional Signage									
			CM-SE21B	English sign, white self adhesive vinyl, (6 X 10 5/8 (152mm X 270mm). IN THE EVENT OF AN EMERGENCY PUSH EMERGENCY BUTTON AND AUDIBLE AND VISUAL SIGNAL WILL ACTIVATE	\$36.00	0.2	1	10.5	7	670454177865		
			CM-SF20A	French, solid white sign, (6 X 10 5/8 (152mm X 270mm). DANS LE CAS D'URGENCE POUSSER LE BOUTON D'URGENCE POUR ACTIVER LE SIGNAL SONORE ET VISUEL	\$51.00	0.2	1	10.5	7	670454177889		
			CM-SF20B	French, WHITE self adhesive vinyl, (6 X 10 5/8 (152mm X 270mm). DANS LE CAS D'URGENCE POUSSER LE BOUTON D'URGENCE POUR ACTIVER LE SIGNAL SONORE ET VISUEL	\$36.00	0.2	1	10.5	7	670454177896		
			Optional Power Supply									
			CX-TRK-2450	24VAC, 40VA Standard Mount transformer & AC to DC Rectifier	\$65.00	2	4	5	3	670454178749		
<b>Door Activation Devices</b>												
















			CM-xxxxES	Add ES to product # for the words EXIT and SORTIE engraved (in white)	\$14.00	NA	NA	NA	NA	NA	NA
			CM-xxxxS	Add S to product # for SORTIE engraved (in white)	\$0.00	NA	NA	NA	NA	NA	NA
			CM-xxxxESA	Add ESA to product # for the words EXIT and SALIDA engraved (in white)	\$14.00	NA	NA	NA	NA	NA	NA
			CM-xxxxH	Add H to product # for wheelchair symbol engraved (in white)	\$14.00	NA	NA	NA	NA	NA	NA
			CM-xxxxSA	Add SA to product # for SALIDA engraved (in white)	\$0.00	NA	NA	NA	NA	NA	NA
			<b>Faceplate Graphic Options</b>								
			CM-xxx2	Add /2 to model # for 'WHEELCHAIR' symbol, blue	\$10.00	NA	NA	NA	NA	NA	NA
			CM-xxx3	Add /3 to model # for 'PUSH TO OPEN,' black text	\$0.00	NA	NA	NA	NA	NA	NA
			CM-xxx3F	Add /3F to model # for 'POUSSEZ POUR OUVRIRE,' black graphics	\$10.00	NA	NA	NA	NA	NA	NA
			CM-xxx3S	Add /3S to model # for 'EMPLUEE PARA ABRIR,' black	\$10.00	NA	NA	NA	NA	NA	NA
			CM-xxx4	Add /4 to model # for 'WHEELCHAIR' symbol and 'PUSH TO OPEN,' blue	\$10.00	NA	NA	NA	NA	NA	NA
			CM-xxx7	Add /7 to model # for 'PUSH TO EXIT'	\$10.00	NA	NA	NA	NA	NA	NA
			CM-xxx7F	Add /7F to model # for 'POUSSEZ POUR SORTIR,' black	\$10.00	NA	NA	NA	NA	NA	NA
			CM-xxx8	Add /8 to model # for 'PUSH TO LOCK,' black	\$10.00	NA	NA	NA	NA	NA	NA
			product line	Door Activation Devices							
			product category	Mushroom Push Buttons							
			product sub category	Mushroom Push Buttons							
			series number	CM-3000/3100 Series							
			series title	Illuminated Mushroom Pushbutton							
			series models	Single Gang Faceplate							
					Price USD	Weight (lbs.)	Width (")	Length (")	Height (")	UPC Code	
			CM-3000	SPRING RETURN BUTTON, N/O, MOMENTARY	\$130.00	0.65	3.00	4.00	4.75		
			CM-3010	SPRING RETURN BUTTON, N/C, MOMENTARY	\$130.00	0.65	3.00	4.00	4.75		
			CM-3020	SPRING RETURN BUTTON, N/O & N/C, MOMENTARY	\$140.00	0.65	3.00	4.00	4.75		
			CM-3030	PUSH/PULL BUTTON, N/O, MAINTAINED	\$140.00	0.65	3.00	4.00	4.75		
			CM-3040	PUSH/PULL BUTTON, N/C, MAINTAINED	\$140.00	0.65	3.00	4.00	4.75		
			CM-3050	PUSH/PULL, N/O & N/C, MAINTAINED	\$150.00	0.65	3.00	4.00	4.75		
			<b>Narrow Faceplate</b>								
			CM-3100	SPRING RETURN BUTTON, N/O, MOMENTARY	\$130.00	0.62	3.00	4.00	4.75		
			CM-3110	SPRING RETURN BUTTON, N/C, MOMENTARY	\$130.00	0.6	3.25	2.50	4.75		
			CM-3120	SPRING RETURN BUTTON, N/O & N/C, MOMENTARY	\$140.00	0.6	3.25	2.50	4.75		
			CM-3130	PUSH/PULL BUTTON, N/O, MAINTAINED, 12V	\$140.00	0.6	3.25	2.50	4.75		
			CM-3140	PUSH/PULL BUTTON, N/C, MAINTAINED, 12V	\$140.00	0.6	3.25	2.50	4.75		
			CM-3150	PUSH/PULL BUTTON, N/O & N/C, MAINTAINED, 12V	\$150.00	0.6	3.25	2.50	4.75		
			series options	Button Color Options:							
			CM-xxx0R	add /R to model # for Red button	\$0.00	NA	NA	NA	NA	NA	NA
			CM-xxx0G	add /G to model # for Green button	\$0.00	NA	NA	NA	NA	NA	NA
			CM-xxx2	Add /2 to model # for 'WHEELCHAIR' symbol, black	\$10.00	NA	NA	NA	NA	NA	NA
			CM-xxx3	Add /3 to model # for 'PUSH TO OPEN,' black text	\$0.00	NA	NA	NA	NA	NA	NA
			CM-xxx3F	Add /3F to model # for 'POUSSEZ POUR OUVRIRE,' black text	\$10.00	NA	NA	NA	NA	NA	NA
			CM-xxx3S	Add /3S to model # for 'EMPLUEE PARA ABRIR,' black	\$10.00	NA	NA	NA	NA	NA	NA
			CM-xxx4	Add /4 to model # for 'WHEELCHAIR' symbol and 'PUSH TO OPEN,' black text	\$10.00	NA	NA	NA	NA	NA	NA
			CM-xxx7	Add /7 to model # for 'PUSH TO EXIT,' black text	\$10.00	NA	NA	NA	NA	NA	NA
			CM-xxx7F	Add /7F to model # for 'POUSSEZ POUR SORTIR,' black	\$10.00	NA	NA	NA	NA	NA	NA
			CM-xxx8	Add /8 to model # for 'PUSH TO LOCK,' black text	\$10.00	NA	NA	NA	NA	NA	NA
			CM-xxxxE	Add E to product # for 'EXIT' engraved (in white)	\$0.00	NA	NA	NA	NA	NA	NA
			<b>Button Engraved Graphic Options</b>								
			CM-xxxxES	Add ES to product # for the words EXIT and SORTIE engraved (in white)	\$14.00	NA	NA	NA	NA	NA	NA
			CM-xxxxS	Add S to product # for SORTIE engraved (in white)	\$0.00	NA	NA	NA	NA	NA	NA
			CM-xxxxESA	Add ESA to product # for the words EXIT and SALIDA engraved (in white)	\$14.00	NA	NA	NA	NA	NA	NA
			CM-xxxxH	Add H to product # for wheelchair symbol engraved (in white)	\$14.00	NA	NA	NA	NA	NA	NA
			CM-xxxxSA	Add SA to product # for SALIDA engraved (in white)	\$0.00	NA	NA	NA	NA	NA	NA
			<b>Faceplate Finishes</b>								
			CM-xxxx-DUR	Duranodic (US40) finish	\$20.00	NA	NA	NA	NA	NA	NA
			product line	Door Activation Devices							
			product category	Mushroom Push Buttons							
			product sub category	Mushroom Push Buttons							
			series number	CM-5000 Series							
			series title	Mushroom Pushbutton with Aluminum Faceplate (Single Gang)							
			series models	Single Gang Faceplate							
					Price USD	Weight (lbs.)	Width (")	Length (")	Height (")	UPC Code	
			CM-5000	SPRING RETURN, N/O, MOMENTARY	\$106.00	0.64	3.00	4.00	4.75	670454127082	
			CM-5010	SPRING RETURN, N/C, MOMENTARY	\$106.00	0.64	3.00	4.00	4.75	670454127310	
			CM-5020	SPRING RETURN, N/O & N/C, MOMENTARY	\$116.00	0.66	3.00	4.00	4.75	670454127389	
			CM-5085	SPRING RETURN, DPST 1-60 SEC PNEUMATIC TIME DELAY REQUEST TO EXIT SWITCH	\$300.00	0.77	3.00	4.00	4.75	670454127549	
			CM-5085RPTE	SPRING RETURN, DPST 1-60 SECOND PNEUMATIC TIME DELAY, RED BUTTON, 'PUSH TO EXIT,' Complete model. No 'Options or Finishes' available.	\$314.00	0.77	3.00	4.00	4.75	670454162946	
			CM-5085GPTE	SPRING RETURN, DPST 1-60 SECOND PNEUMATIC TIME DELAY, GREEN BUTTON, 'PUSH TO EXIT,' Complete model. No 'Options or Finishes' available.	\$314.00	0.77	3	4	4.75	670454163165	
			CM-5030	PUSH/PULL, N/O, MAINTAINED, RED ONLY	\$124.00	0.66	3.00	4.00	4.75	670454127426	
			CM-5040	PUSH/PULL, N/C, MAINTAINED, RED ONLY	\$124.00	0.66	3.00	4.00	4.75	670454127433	
			CM-5050	PUSH/PULL, N/O & N/C, MAINTAINED, RED ONLY	\$134.00	0.66	3.00	4.00	4.75	670454127440	
			CM-5060	PUSH/TURN TO RELEASE, N/O, MAINTAINED, RED ONLY	\$134.00	0.66	3.00	4.00	4.75	670454127457	
			CM-5070	PUSH/TURN TO RELEASE, N/C, MAINTAINED, RED ONLY	\$134.00	0.66	3.00	4.00	4.75	670454157133	
			CM-5080	PUSH/TURN TO RELEASE, N/O & N/C, MAINTAINED, RED ONLY	\$144.00	0.66	3.00	4.00	4.75	670454127471	
			series options	Button Color Options:							
			CM-xxx0R	add /R to model # for Red button	\$0.00	NA	NA	NA	NA	NA	NA
			CM-xxx0G	add /G to model # for Green button	\$0.00	NA	NA	NA	NA	NA	NA
			CM-xxx0B	add /B to model # for Blue button	\$0.00	NA	NA	NA	NA	NA	NA
			<b>Button Engraved Graphic Options</b>								
			CM-xxxxE	Add E to product # for 'EXIT' engraved (in white)	\$0.00	NA	NA	NA	NA	NA	NA
			CM-xxxxES	Add ES to product # for the words EXIT and SORTIE engraved (in white)	\$14.00	NA	NA	NA	NA	NA	NA
			CM-xxxxS	Add S to product # for SORTIE engraved (in white)	\$0.00	NA	NA	NA	NA	NA	NA
			CM-xxxxESA	Add ESA to product # for the words EXIT and SALIDA engraved (in white)	\$14.00	NA	NA	NA	NA	NA	NA
			CM-xxxxH	Add H to product # for wheelchair symbol engraved (in white)	\$14.00	NA	NA	NA	NA	NA	NA
			CM-xxxxSA	Add SA to product # for SALIDA engraved (in white)	\$0.00	NA	NA	NA	NA	NA	NA
			product line	Door Activation Devices							
			product category	Mushroom Push Buttons							
			product sub category	Parts							
			series title	Parts for Push Buttons							
			series models	Screws/Bits							
					Price USD	Weight (lbs.)	Width (")	Length (")	Height (")	UPC Code	
			CM-1000/80	Torx security screws	\$0.48	0.35	1.75	1.75	1.50	670456204163	
			CM-1000/81	Torx security screws (box of 100)	\$40.00	0.35	1.75	3.25	2.25	670454120274	
			CM-1000/84	Close-up plugs for piezo keypads	\$6.00	NA	NA	NA	NA	670454155160	
			CM-1000/90	Snake eye tamper proof screws (spanner head)	\$0.48	NA	NA	NA	NA	670456204170	
			CM-1000/91	Snake eye tamper proof screws (box of 100)	\$40.00	0.35	3.75	3.75	2.25	670454120328	






series title	series models		Price USD	Weight (lbs.)	Width (")	Length (")	Height (")	UPC Code	
<b>Screws/Bits</b>	CM-1000/80	Torx security screws	\$0.48	0.35	1.75	1.75	1.50	670456204163	
	CM-1000/81	Torx security screws (box of 100)	\$40.00	0.35	1.75	3.25	2.25	670454120274	
	CM-1000/84	Close-up plus for piece keypads	\$5.00	NA	NA	NA	NA	670454155160	
	CM-1000/90	Snake eye tamper proof screws (spanner head)	\$0.48	NA	NA	NA	NA	670456204170	
	CM-1000/91	Snake eye tamper proof screws (box of 100)	\$40.00	0.35	3.75	3.75	2.25	670454120328	
	CM-1085M	Pneumatic Switch for Push Buttons 1-60 Second time delay, 5 amps @24V DC contacts	\$200.00					670454166968	
	CM-4000/52N	N/O switch for CM-3000-8000	\$36.00	0.2	3.75	3.25	2.25	670456205351	
	CM-4000/51N	N/C switch for CM-3000-8000	\$36.00	0.2	3.75	3.25	2.25	670454162762	
	CM-4000/54N	N/O & N/C switch for CM-3000-8000	\$46.00	0.2	3.75	3.25	2.25	670454161659	
	CM-4000/60N	Additional N/O circuit for CM-3000-8000	\$24.00	0.2	3.75	3.25	2.25	670454162779	
CM-4000/61N	Additional N/C circuit for CM-3000-8000	\$24.00	0.2	3.75	3.25	2.25	670454162786		
CM-45/10	N/O & N/C switch for CM-40, 41, 45, 60 series, rated 15A @ 20V DC	\$24.00					670454151827		
<b>Faceplates</b>	CM-45/20	DPDT switch for CM-40, 41, 45, 60 series, rated 15A @ 20V DC	\$34.00					670454126511	
	CM-3000/40	Single gang brushed aluminum	\$34.00					670454122872	
	CM-3000/45	Jamb Width, brushed aluminum finish	\$34.00					670454122957	
<b>Buttons</b>	CM-3000/10N	Red illuminated mushroom (1 5/8")	\$52.00	0.2	3.75	3.25	2.25	670456205801	
	CM-3000/30N	Green illuminated mushroom (1 5/8")	\$52.00	0.2	3.75	3.25	2.25	670454166111	
	CM-3000/15N	Red illuminated mushroom (1 5/8"), Push/Pull	\$58.00	0.2	3.75	3.25	2.25	670456203029	
	CM-3000/34N	Green illuminated mushroom (1 5/8"), push/pull	\$58.00	0.2	3.75	3.25	2.25	670456205849	
	CM-4000/10N	Red mushroom (1 5/8") spring return	\$46.00	0.2	3.75	3.25	2.25	670456205856	
	CM-4000/20N	Blue mushroom (1 5/8") spring return	\$46.00	0.2	3.75	3.25	2.25	670456205900	
	CM-4000/30N	Green mushroom (1 5/8"), spring return	\$46.00	0.2	3.75	3.25	2.25	670456205832	
	CM-4000/15N	Red mushroom (1 5/8"), push/pull	\$56.00	0.2	3.75	3.25	2.25	670456205887	
	CM-5000/10N	Red mushroom, (2 3/8") spring return	\$56.00	0.2	3.75	3.25	2.25	670456202664	
	CM-5000/20N	Blue mushroom, (2 3/8") spring return	\$56.00	0.2	3.75	3.25	2.25	670456202749	
	CM-5000/30N	Green mushroom, (2 3/8") spring return	\$56.00	0.2	3.75	3.25	2.25	670454164322	
	CM-5000/15N	Red mushroom, (2 3/8") push/pull	\$66.00	0.2	3.75	3.25	2.25	670454161642	
	CM-6000/10N	Red, locking palm, (2 3/8"), with keys	\$110.00	0.2	3.75	3.25	2.25	670454162342	
	CM-7000/10N	Red, round flush (1")	\$26.00	0.2	3.75	3.25	2.25	670454162793	
	CM-7000/30N	Green, round flush (1")	\$26.00	0.2	3.75	3.25	2.25	670454163905	
	CM-8000/10N	Red, round extended (1")	\$26.00	0.2	3.75	3.25	2.25	670456202985	
	CM-8000/30N	Green, round extended (1")	\$26.00	0.2	3.75	3.25	2.25	670456203036	
	CM-9000/10	Steel flush (7/8") momentary	\$80.00	0.2	3.75	3.25	2.25	670456204125	
	CM-9000/15	Steel flush (7/8") maintained	\$90.00	0.2	3.75	3.25	2.25	670456204132	
	CM-9200/10	Red piezoelectric round button (1")	\$88.00	0.2	3.75	3.25	2.25	670454163141	
	<b>1/4" (6.3mm) LEDs</b>	CM-7012	Red LED 12v	\$14.00	0.05	4.00	6.00	0.05	670456203913
		CM-7024	Red LED 24v	\$14.00	0.05	4.00	6.00	0.05	670456203920
		CM-7112	Green LED 12v	\$14.00	0.05	4.00	6.00	0.05	670456203937
		CM-7812	Bi-Colored LED 12v	\$18.00	0.05	4.00	6.00	0.05	670454157096
		CM-7124	Green LED 24v	\$14.00	0.05	4.00	6.00	0.05	670456203944
		CM-7412	Amber LED 12v	\$18.00	0.05	4.00	6.00	0.05	670456203975
		CM-7424	Amber LED 24v	\$18.00	0.2	3.75	3.25	2.25	670456203982
		CM-7624	Bi-Colored LED 24v	\$18.00	0.05	4.00	6.00	0.05	670456203968
		CM-30/32LED	White LED, 12/24V (for CM-30 Series)	\$32.00					670454170309
		CM-3000/37	Red LED 12/24v (for CM-3000 Series)	\$32.00	0.2	3.75	3.25	2.25	670456204040
CM-3000/37G	Green LED 12/24v (for CM-3000 Series)	\$32.00	0.2	3.75	3.25	2.25	670456204057		
CM-3000/31	White LED, 24V (for CM-3000)	\$32.00							
CM-3000/32	White LED, 12V (for CM-3000)	\$32.00							
<b>Replacement Bulbs</b>	CM-30/32	Incandescent Bulb for CM-30, 12/24V	\$7.00	0.05	3.75	3.25	2.25	670454155849	
	CM-300/31	Incandescent Bulb for CM-300, 12/24V	\$7.00	0.1	3.75	3.25	2.25	670456204064	
	CM-1000/21	Single gang neoprene gasket for Camden push buttons	\$8.00	x x	0.15	4.00	8.25	670454157102	
<b>Gaskets</b>	CM-2000/21	Narrow neoprene gasket for Camden push buttons	\$8.00	x x				670454160126	

**Hands Free Switches**




product line	product category	product sub category	series number	series title	series models		Price USD	Weight (lbs.)	Width (")	Length (")	Height (")	UPC Code			
	Door Activation Devices	Hands Free Switches	CM-324	Hands Free Switch	Jamb Width, Polycarbonate Faceplate	CM-324/1N	Touchless switch with Plain (blank faceplate)	\$200.00	0.48	5.50	5.25	2.00	670454160416		
						CM-324/2N	Touchless switch with Hand Icon	\$200.00	0.48	5.50	5.25	2.00	670454160362		
						CM-324/3N	Touchless switch with Hand Icon & ?Wave to Open?	\$200.00	0.48	5.50	5.25	2.00	670454160386		
						CM-324/4N	Touchless switch with Hand Icon, ?Wave to Open? & wheelchair symbol	\$200.00							
						CM-324/1	Touchless switch with Plain (blank faceplate)	\$200.00	0.45	5.50	5.25	2.00	670454160218		
						CM-324/2	Touchless switch with Hand Icon	\$200.00	0.45	5.50	5.25	2.00	670454160515		
						CM-324/3	Touchless switch with Hand Icon & ?Wave to Open?	\$200.00	0.45	5.50	5.25	2.00	670454160379		
						CM-324/4	Touchless switch with Hand Icon, ?Wave to Open? & wheelchair symbol	\$200.00					670454165084		
						CM-324/1W	Touchless switch with Plain (blank faceplate)	\$200.00	0.48	5.50	5.25	2.00	670454161857		
						CM-324/2W	Touchless switch with Hand Icon	\$200.00	0.48	5.50	5.25	2.00	670454161654		
CM-324/3W	Touchless switch with Hand Icon & ?Wave to Open?	\$200.00	0.48	5.50	5.25	2.00	670454160393								
CM-324/4W	Touchless switch with Hand Icon, ?Wave to Open? & wheelchair symbol	\$200.00					670454178718								
<b>Single Gang, Polycarbonate Faceplate</b>	CM-324/1S	Touchless switch with Plain (blank faceplate)	\$200.00	0.5	5.50	5.25	2.00	670454163448							
	CM-324/2S	Touchless switch with Hand Icon	\$200.00	0.5	5.50	5.25	2.00	670454165107							
	CM-324/3S	Touchless switch with Hand Icon & ?Wave to Open?	\$200.00	0.5	5.50	5.25	2.00	670454163783							
	CM-324/4S	Touchless switch with Hand Icon, ?Wave to Open? & wheelchair symbol	\$200.00					670454172349							
	CM-324/1WS	Touchless switch with Plain (blank faceplate)	\$200.00	0.52	5.50	5.25	2.00	670454166975							
	CM-324/2WS	Touchless switch with Hand Icon	\$200.00	0.52	5.50	5.25	2.00	670454165619							
CM-324/3WS	Touchless switch with Hand Icon & ?Wave to Open?	\$200.00	0.52	5.50	5.25	2.00	670454163790								
CM-324/4WS	Touchless switch with Hand Icon, ?Wave to Open? & wheelchair symbol	\$200.00					670454172334								
	Door Activation Devices	Hands Free Switches	CM-325 Series	Short Range Hands Free Switch	CM-325	Hands Free Switch, "Short Range", 1 Relay, single gang, blank, with Plastic faceplate	\$200.00	0.48	5.50	5.25	2.00		x x		
					series options	Faceplate Graphic Options	CM-xxx1	Add /1 to model # for "BLANK" faceplate	\$0.00	NA	NA	NA	NA	NA	
					CM-xxx40	Add /40 to model # for Hand Icon	\$0.00	NA	NA	NA	NA	NA	NA		
					CM-xxx41	Add /41 to model # for Hand Icon and WAVE TO OPEN	\$0.00	NA	NA	NA	NA	NA	NA		

	Faceplate Material	CM-xxx42	Add /42 to model # for Hand Icon, "WAVE TO OPEN" and wheelchair symbol	\$0.00	NA	NA	NA	NA	NA	NA
	Faceplate Size	CM-xxxS	Stainless Steel Faceplate	\$0.00	NA	NA	NA	NA	NA	NA
	Faceplate Size	CM-xxxN	Narrow Faceplate	\$0.00	NA	NA	NA	NA	NA	NA
	Faceplate Size	CM-xxxW	Double Gang Faceplate	\$0.00	NA	NA	NA	NA	NA	NA

### Special Purpose Switches

	product line	Door Activation Devices								
	product category	Special Purpose Switches								
	product sub category									
	series number	CM-700 Series								
	series title	Pull Stations								
	series models	Blue Pull Stations	CM-701	1 x N/C switch, "PULL FOR DOOR RELEASE"	\$52.00	0.39	3.50	2.25	4.75	670454128782
			CM-701SO	1 x N/C switch, "PULL FOR DOOR RELEASE" , with local alarm sounder	\$102.00					670454178510
			CM-702	2 x N/C switches, "PULL FOR DOOR RELEASE"	\$84.00	0.41	3.25	2.25	4.75	670454128861
			CM-703	1 x N/O + 1 N/C switches, "PULL FOR DOOR RELEASE"	\$84.00	0.44	3.25	2.25	4.75	670454128860
		Yellow Pull Stations	CM-721	1 x N/C switches, "PULL IN CASE OF EMERGENCY"	\$88.00	0.44	3.25	2.25	4.75	670454129413
			CM-722	2 x N/C switches, "PULL IN CASE OF EMERGENCY"	\$78.00	0.44	3.25	2.25	4.75	670454151544
	series options		CM-700GL	Plastic Glass-Break Rods (Pack of 10)	\$32.00	NA	NA	NA	NA	670454157591
			CM-XXX-PC	For Clear Lift Cover add suffix PC	\$30.00	NA	NA	NA	NA	NA
		Faceplate Graphic Label Options	E	Add 'E' to model # for "PULL IN CASE OF EMERGENCY"	\$0.00	NA	NA	NA	NA	NA
			BE	Add 'BE' to model # for bilingual English and French	\$0.00	NA	NA	NA	NA	NA
			SP	Add 'SP' to model # for bilingual English and Spanish	\$0.00	NA	NA	NA	NA	NA
			EA	Add 'EA' to model # for 'Pull for Emergency Assistance'	\$0.00	NA	NA	NA	NA	NA
			EDR	Add 'EDR' to model # for 'Pull for Emergency Door Release'	\$0.00	NA	NA	NA	NA	NA
	product line	Door Activation Devices								
	product category	Special Purpose Switches								
	product sub category									
	series number	CM-800 Series Rocker								
	series title	Rocker Switches								
	series models	NEMA Enclosure	CM-810	SPDT Momentary	\$54.00	0.34	3.00	2.00	3.00	670454129840
			CM-820	SPST Maintained	\$54.00	0.34	3.00	2.00	3.00	670454130129
		Black Plastic	CM-830	SPDT Momentary	\$40.00	0.15	3.00	3.00	1.00	670454130150
			CM-840	SPST Maintained	\$40.00	0.34	3.00	2.00	3.00	670454130181
		Beige Plastic	CM-850	SPDT Momentary	\$50.00	0.15	3.00	3.00	1.00	670454157058
	product line	Door Activation Devices								
	product category	Special Purpose Switches								
	product sub category									
	series number	CM-419								
	series title	Request-to-Exit Sensor								
	series models		CM-419S	REQUEST-TO-EXIT SENSOR - SILVER FINISH	\$160.00	0.47	8.00	3.50	2.25	670454150806
			CM-419W	REQUEST-TO-EXIT SENSOR - WHITE FINISH	\$160.00	0.47	8.00	3.50	2.25	670454150790

### All Active Switches

	product line	Door Activation Devices								
	product category	All Active Switches								
	product sub category									
	series number									
	series title	Mounting Posts								
	series models	Clear Aluminum Finish	CM-42-CSU-CLR	42" Tall, No switch prep, 6" X 6" clear aluminum	\$380.00	17.8	7.50	7.50	45.00	670454167132
			CM-42-BSU-CLR	42" Tall, (38" Switch Height) Single gang prep, 6" X 6" clear aluminum	\$400.00	17.8	7.50	7.50	45.00	670454167071
			CM-42-DSU-CLR	42" Tall, prep for CM-7536 switch, 6" X 6" clear aluminum	\$440.00	17.8	7.50	7.50	45.00	670454167514
			CM-48-BSU-CLR	48" Tall, (42" Switch Height) Single gang prep, 6" X 6" clear aluminum	\$440.00	17.8	7.50	7.50	45.00	670454167088
			CM-48-DSU-CLR	48" Tall, prep for CM-7536 switch, 6" X 6" clear aluminum	\$480.00	17.8	7.50	7.50	45.00	670454171528
		Mill Finish	CM-42-CSU-ML	42" Tall, No switch prep, 6" X 6" mill finish	\$380.00	17.8	7.50	7.50	45.00	670454167149
			CM-42-BSU-ML	42" Tall, (38" Switch Height) Single gang prep, 6" X 6" mill finish	\$400.00	17.8	7.50	7.50	45.00	670454167095
			CM-48-BSU-ML	48" Tall, (42" Switch Height) Single gang prep, 6" X 6" mill finish	\$440.00	17.8	7.50	7.50	45.00	670454167118
		Bronze Finish	CM-42-CSU-BRZ	42" Tall, No switch prep, 6" X 6" X 6" bronze finish	\$400.00	17.8	7.50	7.50	45.00	670454167156
			CM-42-BSU-BRZ	42" Tall, (38" Switch Height) Single gang prep, 6" X 6" bronze finish	\$420.00	17.8	7.50	7.50	45.00	670454167101
			CM-42-DSU-BRZ	42" Tall, prep for CM-7536 switch, 6" X 6" dark bronze	\$460.00	17.8	7.50	7.50	45.00	670454167521
			CM-48-BSU-BRZ	48" Tall, (42" Switch Height) Single gang prep, 6" X 6" bronze finish	\$460.00	17.8	7.50	7.50	45.00	670454167125
			CM-48-DSU-BRZ	48" Tall, prep for CM-7536 switch, 6" X 6" dark bronze	\$500.00	17.8	7.50	7.50	45.00	670454167507
		In ground mounting option	CM-42-IG	In-ground base with rebar, supplied in place of standard mounting base	\$60.00	22	7.50	7.50	45.00	670454161444
	product line	Door Activation Devices								
	product category	All Active Switches								
	product sub category									
	series number	CM-49, 79, 59S and 89S								
	series title	Surface and Flush Mount Escutcheons (for round push plate switches)								
	series models	4 1/2" Stainless Steel Escutcheon	CM-59S	SURFACE, ROUND, Standard Depth, Heavy gauge stainless steel 7 3/4" X 1 1/8"	\$120.00					670454160188
			CM-49	SURFACE/FLUSH MOUNT KIT, includes CM-49A, CM49B, CM-49C and CM-49G. 8 3/4" x 2"	\$62.00					670454126832
			CM-49A	Flush enclosure only (fits single gang box), 7" x 13/16"	\$30.00	0.27	9.00	9.00	1.50	670454126849
			CM-49B	Surface mount enclosure only (must be used with CM-49A) 8 3/4" x 1"	\$24.00	0.51	7.00	7.00	1.00	670454126863
			CM-49C	Adapter plate for mounting on double gang or 4" Square box 4" x 1 1/6"	\$8.00	0.2	6.00	8.50	1.00	670454126870
			CM-49AK	FLUSH MOUNT KIT, includes CM-49A, CM-49C and CM-49G (fits single, double and 4 x 4 boxes) 7" x 13/16"	\$36.00	0.27	9.00	9.00	1.50	670454126856
			CM-49G	Gasket for CM-49A OR CM-49B	\$6.00	0.1	6.00	8.50	1.00	670454126887
		6" Stainless Steel Escutcheon	CM-89S	SURFACE, ROUND Standard Depth, Heavy gauge stainless steel 9 5/8" X 1 1/2"	\$124.00	1.44	3.25	2.50	4.75	670454158550
		6" 'Spaceship' Escutcheon	CM-79	SURFACE/FLUSH MOUNT KIT, includes CM-79A, CM79B, CM-49C and CM-79G. 9 5/8" x 2"	\$82.00	1.11	10.00	10.00	2.50	670454159786
			CM-79A	Flush enclosure only (fits single gang box) 8" x 3/4"	\$30.00	0.3	10.00	10.00	2.50	670454163127
			CM-79B	Surface mount enclosure only (must be used with CM-79A) 9 5/8" x 1 1/8"	\$24.00	0.63	10.00	10.00	2.50	670454167354
			CM-79AK	FLUSH MOUNT KIT, includes CM-79A, CM-49C and CM-79G (fits single, double and 4 x 4 boxes) 8" x 3/4"	\$36.00	0.3	10.00	10.00	2.50	670454165862
			CM-79G	Gasket for CM-79A or CM-79B	\$8.00	0.01	10.75	1.75	0.50	670454164421
	product line	Door Activation Devices								










			CM-xxx-OB	Add 'OB' to product # for oil rub bronze finish (US10B / 613)	\$130.00	NA	NA	NA	NA	NA	NA
			CM-xxx-PB	Add 'PB' to product # for polished brass (US3 / 605)	\$130.00	NA	NA	NA	NA	NA	NA
			CM-xxx-AB	Add 'AB' to product # for antique brass finish (US5 / 609)	\$130.00	NA	NA	NA	NA	NA	NA
	product line	<b>Door Activation Devices</b>									
	product category	<b>All Active Switches</b>									
	product sub category										
	series number	<b>CM-54, CM-55 &amp; CM-57 Series</b>									
	series title	<b>Illuminated Push Plate Enclosures &amp; Switch Kits</b>			<b>Price USD</b>	<b>Weight (lbs.)</b>	<b>Width (")</b>	<b>Length (")</b>	<b>Height (")</b>	<b>UPC Code</b>	
	series models	<b>AURA ILLUMINATED ENCLOSURES</b>	CM-54B	Surface, 4 1/2" Square, BLUE only mount box	\$110.00		6	6	4	670454168009	
			CM-54GR	Surface, 4 1/2" Square, GREEN/RED, c/w sounder, mount box	\$150.00		6	6	4	670454168002	
			CM-55B	Flush, 4 1/2" Square, BLUE only, mounting box	\$100.00					670454179975	
			CM-55GR	Flush, 4 1/2" Square, GREEN/RED, c/w sounder, mount box	\$140.00					670454179449	
			CM-57GR	Flush, 4 1/2" Round, GREEN/RED, c/w sounder, mount box	\$140.00					670454179456	
		<b>AURA(tm) Illuminated Switch Kits - Surface Mount</b>	CM-45/XGRS	4 1/2" Square push plate (concealed screws) with sounder, illuminated GREEN/RED surface mount CM-54GR box	\$230.00	NA	NA	NA	NA	NA	
			CM-46/XGRS	4 1/2" Square push plate (exposed screws) with sounder, illuminated GREEN/RED surface mount CM-54GR box	\$230.00	NA	NA	NA	NA	NA	
		<b>AURA(tm) Illuminated Switch Kits - Flush Mount</b>	CM-40/XGRF	4 1/2" Round push plate, c/w sounder, illuminated GREEN/RED flush mount-CM-57GR box	\$240.00	NA	NA	NA	NA	NA	
			CM-45/XGRF	4 1/2" Square (concealed screws) push plate, c/w sounder, illuminated GREEN/RED flush mount CM-55GR box	\$240.00	NA	NA	NA	NA	NA	
			CM-46/XGRF	4 1/2" Square push plate (exposed screws), c/w sounder, illuminated GREEN/RED flush mount CM-55GR box	\$240.00	NA	NA	NA	NA	NA	
	series options	<b>Faceplate Graphic Options (No additional Charge)</b>	CM-xxx1	Add /1 to model # for 'BLANK' faceplate	\$0.00	NA	NA	NA	NA	NA	
			CM-xxx2	Add /2 to model # for 'WHEELCHAIR' symbol, blue	\$10.00	NA	NA	NA	NA	NA	
			CM-xxx3	Add /3 to model # for 'Push to Open' black graphics	\$0.00	NA	NA	NA	NA	NA	
			CM-xxx4	Add /4 to model # for 'WHEELCHAIR' symbol and 'PUSH TO OPEN', blue	\$10.00	NA	NA	NA	NA	NA	
			CM-xxx8	Add /8 to model # for 'PUSH TO LOCK', black	\$10.00	NA	NA	NA	NA	NA	
		<b>AURA(tm) Restroom Control Signs</b>	/SE1	English, for CM-54 Square Surface box. Double sided. DOOR LOCKED WHEN RED / UNLOCKED WHEN GREEN AND OCCUPIED WHEN RED / VACANT WHEN GREEN	\$40.00	NA	NA	NA	NA	NA	
			/SF1	French, for CM-54 Square Surface box. Double sided. PORTE BARREE / PORTE DEBARREE AND OCCUPE / LIBRE	\$40.00	NA	NA	NA	NA	NA	
			/SFE1	English, for CM-55 Square Flush box. Double sided. DOOR LOCKED WHEN RED / UNLOCKED WHEN GREEN AND OCCUPIED WHEN RED / VACANT WHEN GREEN	\$40.00	NA	NA	NA	NA	NA	
			/SFF1	French, for CM-55 Square Flush box. Double sided. PORTE BARREE / PORTE DEBARREE AND OCCUPE / LIBRE	\$40.00	NA	NA	NA	NA	NA	
			/FRE1	English, for CM-57 Round Flush box. Double sided. DOOR LOCKED WHEN RED / UNLOCKED WHEN GREEN AND OCCUPIED WHEN RED / VACANT WHEN GREEN	\$40.00	NA	NA	NA	NA	NA	
			/FRF1	French, for CM-57 Round Flush box. Double sided. PORTE BARREE / PORTE DEBARREE AND OCCUPE / LIBRE	\$40.00	NA	NA	NA	NA	NA	
<b>RF Wireless</b>											
	product line	<b>Door Activation Devices</b>									
	product category	<b>RF Wireless</b>									
	product sub category										
	series number	<b>Lazerpoint RF</b>									
	series title	<b>915Mhz. Wireless Switch Kits</b>									
	series models	<b>CM-25 Jamb Width Push Plate</b>	CM-RFL252	(2) CM-25/2 WHEELCHAIR SYMBOL, (2) CM-23D SURFACE JAMB BOXES, (2) CM-TX-9 TRANSMITTERS, (1) CM-RX-91 SINGLE RELAY RECEIVER	\$400.00	2.1	8.00	8.00	7.25	670454162892	
			CM-RFL253	(2) CM-25/3 PUSH TO OPEN, (2) CM-23D SURFACE JAMB BOXES, (2) CM-TX-9 TRANSMITTERS, (1) CM-RX-91 SINGLE RELAY RECEIVER	\$400.00	2.1	8.00	8.00	7.25	670454164483	
			CM-RFL254	(2) CM-25/4 COMBO GRAPHICS, (2) CM-23D SURFACE JAMB BOXES, (2) CM-TX-9 TRANSMITTERS, (1) CM-RX-91 SINGLE RELAY RECEIVER	\$400.00	2.1	8.00	8.00	7.25	670454163073	
		<b>CM-40 4 1/2" Round Push Plate</b>	CM-RFL402-47	(2) CM-40/2 WHEELCHAIR SYMBOL, (2) CM-47S SURFACE BOXES, (2) CM-TX-9 TRANSMITTERS, (1) CM-RX-91 SINGLE RELAY RECEIVER	\$440.00	3	18.25	7.50	3.50	670454163264	
			CM-RFL403-47	(2) CM-40/3 PUSH TO OPEN, (2) CM-47S SURFACE BOXES, (2) CM-TX-9 TRANSMITTERS, (1) CM-RX-91 SINGLE RELAY RECEIVER	\$440.00	3	18.25	7.50	3.50	670454164070	
			CM-RFL404-47	(2) CM-40/4 COMBO GRAPHICS, (2) CM-47S SURFACE BOXES, (2) CM-TX-9 TRANSMITTERS, (1) CM-RX-91 SINGLE RELAY RECEIVER	\$440.00	3	18.25	7.50	3.50	670454164025	
			CM-RFL402-49	(2) CM-40/2 WHEELCHAIR SYMBOL, (2) CM-49A/B FLUSH/SURFACE ENCLOSURES, (2) CM-TX-9 TRANSMITTERS, (1) CM-RX-91 SINGLE RELAY RECEIVER	\$440.00	3	18.25	7.50	3.50	670454166142	
			CM-RFL403-49	(2) CM-40/3 PUSH TO OPEN, (2) CM-49A/B FLUSH/SURFACE ENCLOSURES, (2) CM-TX-9 TRANSMITTERS, (1) CM-RX-91 SINGLE RELAY RECEIVER	\$440.00	3	18.25	7.50	3.50	670454162755	
			CM-RFL404-49	(2) CM-40/4 COMBO GRAPHICS, (2) CM-49A/B FLUSH/SURFACE ENCLOSURES, (2) CM-TX-9 TRANSMITTERS, (1) CM-RX-91 SINGLE RELAY RECEIVER	\$440.00	3	18.25	7.50	3.50	670454164544	
		<b>CM-45 4 1/2" Square (Concealed Screws) Push Plate</b>	CM-RFL452	(2) CM-45/2 WHEELCHAIR SYMBOL, (2) CM-43CBL SURFACE BOXES, (2) CM-TX-9 TRANSMITTERS, (1) CM-RX-91 SINGLE RELAY RECEIVER	\$440.00	3.5	18.25	7.50	3.50	670454163578	
			CM-RFL453	(2) CM-45/3 PUSH TO OPEN, (2) CM-43CBL SURFACE BOXES, (2) CM-TX-9 TRANSMITTERS, (1) CM-RX-91 SINGLE RELAY RECEIVER	\$440.00	3.5	18.25	7.50	3.50	670454162663	
			CM-RFL454	(2) CM-45/4 COMBO GRAPHICS, (2) CM-43CBL SURFACE BOXES, (2) CM-TX-9 TRANSMITTERS, (1) CM-RX-91 SINGLE RELAY RECEIVER	\$440.00	3.5	18.25	7.50	3.50	670454162182	
		<b>CM-46 4 1/2" Square (Exposed Screws) Push Plate</b>	CM-RFL462	(2) CM-46/2 WHEELCHAIR SYMBOL, (2) CM-43CBL SURFACE BOXES, (2) CM-TX-9 TRANSMITTERS, (1) CM-RX-91 SINGLE RELAY RECEIVER	\$440.00	3.7	18.25	7.50	3.50	670454163653	
			CM-RFL463	(2) CM-46/3 PUSH TO OPEN, (2) CM-43CBL SURFACE BOXES, (2) CM-TX-9 TRANSMITTERS, (1) CM-RX-91 SINGLE RELAY RECEIVER	\$440.00	3.7	18.25	7.50	3.50	670454167583	
			CM-RFL464	(2) CM-46/4 COMBO GRAPHICS, (2) CM-43CBL SURFACE BOXES, (2) CM-TX-9 TRANSMITTERS, (1) CM-RX-91 SINGLE RELAY RECEIVER	\$440.00	3.7	18.25	7.50	3.50	670454163820	
		<b>CM-60 6" Round Push Plate</b>	CM-RFL602-69	(2) CM-60/2 WHEELCHAIR SYMBOL, (2) CM-69S SURFACE BOXES, (2) CM-TX-9 TRANSMITTERS, (1) CM-RX-91 SINGLE RELAY RECEIVER	\$440.00	3.8	8.00	8.00	7.25	670454164971	
			CM-RFL603-69	(2) CM-60/3 PUSH TO OPEN, (2) CM-69S SURFACE BOXES, (2) CM-TX-9 TRANSMITTERS, (1) CM-RX-91 SINGLE RELAY RECEIVER	\$440.00	3.8	8.00	8.00	7.25	670454163877	
			CM-RFL604-69	(2) CM-60/4 COMBO GRAPHICS, (2) CM-69S SURFACE BOXES, (2) CM-TX-9 TRANSMITTERS, (1) CM-RX-91 SINGLE RELAY RECEIVER	\$440.00	3.8	8.00	8.00	7.25	670454164465	
			CM-RFL602-79	(2) CM-60/2 WHEELCHAIR SYMBOL, (2) CM-79A/B SURFACE/FLUSH ENCLOSURES, (2) CM-TX-9 TRANSMITTERS, (1) CM-RX-91 SINGLE RELAY RECEIVER	\$440.00	3.8	8.00	8.00	7.25	670454165077	
			CM-RFL603-79	(2) CM-60/3 PUSH TO OPEN, (2) CM-79A/B SURFACE/FLUSH ENCLOSURES, (2) CM-TX-9 TRANSMITTERS, (1) CM-RX-91 SINGLE RELAY RECEIVER	\$440.00	3.8	8.00	8.00	7.25	670454167590	





			CM-1105	KEY SWITCH, SPST MOMENTARY N/C	\$92.00	0.49	3.25	2.50	5.75	670454120779
			CM-1110	KEY SWITCH, SPST MAINTAINED	\$92.00	0.49	3.25	2.50	5.75	670454120793
			CM-1120	KEY SWITCH, SPDT MOMENTARY	\$102.00	0.49	3.25	2.50	5.75	670454120859
			CM-1130	KEY SWITCH, SPDT MAINTAINED	\$102.00	0.49	3.25	2.50	5.75	670454120830
			CM-1150	KEY SWITCH (2) SPDT MOMENTARY	\$144.00	0.51	3.25	2.50	5.75	670454120882
			CM-1160	KEY SWITCH (2) SPDT MAINTAINED	\$144.00	0.51	3.25	2.50	5.75	670454120908
			CM-1170	KEY SWITCH, SPDT MOMENTARY & MAINTAINED	\$144.00	0.49	3.25	2.50	5.75	670454120915
			CM-1180	KEY SWITCH, DPDT MOMENTARY	\$120.00	0.49	3.25	2.50	5.75	670454120939
			CM-1185	KEY SWITCH, DPST 1-60 SECOND PNEUMATIC TIME DELAY	\$300.00	0.5	3.25	2.50	5.75	670454120953
			CM-1190	KEY SWITCH, DPDT MAINTAINED	\$120.00	0.49	3.25	2.50	5.75	670454120960
		Narrow Faceplate	CM-2000	KEY SWITCH, SPST MOMENTARY, N/O	\$92.00	0.39	3.25	2.50	5.75	670454121677
			CM-2005	KEY SWITCH, SPST MOMENTARY, N/C	\$92.00	0.39	3.25	2.50	5.75	670454121682
			CM-2010	KEY SWITCH, SPST MAINTAINED	\$92.00	0.39	3.25	2.50	5.75	670454121974
			CM-2020	KEY SWITCH, MOMENTARY, N/O & N/C	\$102.00	0.39	3.25	2.50	5.75	670454121981
			CM-2030	KEY SWITCH, SPDT MAINTAINED	\$102.00	0.39	3.25	2.50	5.75	670454122018
			CM-2050	KEY SWITCH, (2) SPDT MOMENTARY	\$144.00	0.41	3.25	2.50	5.75	670454122032
			CM-2060	KEY SWITCH, (2) SPDT MAINTAINED	\$144.00	0.41	3.25	2.50	5.75	670454122049
			CM-2070	KEY SWITCH, SPDT MOMENTARY & MAINTAINED	\$144.00	0.39	3.25	2.50	5.75	670454122056
			CM-2080	KEY SWITCH DPDT MOMENTARY	\$120.00	0.39	3.25	2.50	5.75	670454122063
			CM-2085	KEY SWITCH, DPST 1-60 SECOND PNEUMATIC TIME DELAY	\$300.00	0.36	3.25	2.50	5.75	670454122070
			CM-2090	KEY SWITCH, DPDT MAINTAINED	\$120.00	0.39	3.25	2.50	5.75	670454122087
	series options	Heavy Duty Contacts	CM-1000/31	SPST momentary contact switch, N/O, 15a @ 30v dc	\$30.00	NA	NA	NA	NA	670456204088
			CM-1000/37	SPST maintained contact switch, 15a @ 30v dc	\$30.00	NA	NA	NA	NA	670456204118
		Mortise Cylinders	CM-1000/60KA	Mortise cylinder 1 1/8 inch, solid brass, chrome finish, keyed alike (Keyed Alike Per Lot. See Lot Number On Side Of Package To Confirm Multiple Cylinders Keyed Alike)	\$22.00	NA	NA	NA	NA	670454120243
			CM-1000/60KD	Mortise cylinder 1 1/8 inch, solid brass, chrome finish, keyed different	\$22.00	NA	NA	NA	NA	670454120250
			CM-307	Mortise cylinder housing for Best(tm) style IC core	\$52.00	NA	NA	NA	NA	670454156260
			CM-308	Best(tm) style IC core, keyed different	\$54.00	NA	NA	NA	NA	670454157966
		LED Options	CM-xxxx-7012	Red 12V LED mounted on faceplate	\$16.00	NA	NA	NA	NA	NA
			CM-xxxx-7024	Red 24V LED mounted on faceplate	\$16.00	NA	NA	NA	NA	NA
			CM-xxxx-7112	Green 12V LED mounted on faceplate	\$16.00	NA	NA	NA	NA	NA
			CM-xxxx-7124	Green 24V LED mounted on faceplate	\$16.00	NA	NA	NA	NA	NA
			CM-xxxx-7212	Red and Green 12V LEDs mounted on faceplate	\$32.00	NA	NA	NA	NA	NA
			CM-xxxx-7224	Red and Green 24V LEDs mounted on faceplate	\$32.00	NA	NA	NA	NA	NA
			CM-xxxx-7412	Amber 12V LED mounted on faceplate	\$16.00	NA	NA	NA	NA	NA
			CM-xxxx-7424	Amber 24V LED mounted on faceplate	\$16.00	NA	NA	NA	NA	NA
			CM-xxxx-7612	Bi-Color 12V (3 Wire) LED mounted on faceplate	\$20.00	NA	NA	NA	NA	NA
			CM-xxxx-7624	Bi-Color 24V (3 Wire) LED mounted on faceplate	\$20.00	NA	NA	NA	NA	NA
		Faceplate Finishes	CM-xxxx-DUR	Duranodic (US40) finish	\$20.00	NA	NA	NA	NA	NA
	product line	Door Activation Devices								
	product category	Key Switches								
	product sub category									
	series number	CM-1200 & CM-2200 Series								
	series title	Key Switches - Stainless Steel Faceplate, Flush								
	series models	Single Gang Faceplate								
			CM-1200	KEY SWITCH, SPST MOMENTARY, N/O	\$102.00	0.49	3.25	2.50	5.75	670454120991
			CM-1205	KEY SWITCH, SPST MOMENTARY, N/C	\$102.00	0.49	3.25	2.50	5.75	670454121042
			CM-1210	KEY SWITCH, SPST MAINTAINED	\$102.00	0.49	3.25	2.50	5.75	670454121097
			CM-1220	KEY SWITCH, SPDT MOMENTARY	\$112.00	0.49	3.25	2.50	5.75	670454121103
			CM-1230	KEY SWITCH, SPDT MAINTAINED	\$116.00	0.49	3.25	2.50	5.75	670454121110
			CM-1250	KEY SWITCH, (2) SPDT MOMENTARY	\$156.00	0.49	3.25	2.50	5.75	670454121127
			CM-1260	KEY SWITCH, (2) SPDT MAINTAINED	\$156.00	0.49	3.25	2.50	5.75	670454121134
			CM-1270	KEY SWITCH, SPDT MOMENTARY AND SPDT MAINTAINED	\$156.00	0.49	3.25	2.50	5.75	670454121141
			CM-1280	KEY SWITCH, DPDT MOMENTARY	\$130.00	0.49	3.25	2.50	5.75	670454121158
			CM-1285	KEY SWITCH, DPST 1-60 SEC PNEUMATIC TIME DELAY	\$340.00	0.5	3.25	2.50	5.75	670454121165
		Narrow Faceplate	CM-1290	KEY SWITCH, DPDT MAINTAINED	\$130.00	0.49	3.25	2.50	5.75	670454121172
			CM-2200	KEY SWITCH, SPST MOMENTARY, N/O	\$102.00	0.4	3.25	2.50	5.75	670454122100
			CM-2205	KEY SWITCH, SPST MOMENTARY, N/C	\$102.00	0.4	3.25	2.50	5.75	670454122124
			CM-2210	KEY SWITCH, SPST MAINTAINED	\$102.00	0.4	3.25	2.50	5.75	670454122131
			CM-2220	KEY SWITCH, SPDT MOMENTARY	\$112.00	0.4	3.25	2.50	5.75	670454122148
			CM-2230	KEY SWITCH, SPDT MAINTAINED	\$112.00	0.4	3.25	2.50	5.75	670454122155
			CM-2250	KEY SWITCH, (2) SPDT MOMENTARY	\$156.00	0.44	3.25	2.50	5.75	670454122162
			CM-2260	KEY SWITCH, (2) SPDT MAINTAINED	\$156.00	0.44	3.25	2.50	5.75	670454122179
			CM-2270	KEY SWITCH, SPDT MOMENTARY AND SPDT MAINTAINED	\$156.00	0.4	3.25	2.50	5.75	670454122056
			CM-2280	KEY SWITCH, DPDT MOMENTARY	\$130.00	0.4	3.25	2.50	5.75	670454122193
			CM-2285	KEY SWITCH, DPST 1-60 SEC PNEUMATIC TIMER	\$340.00	0.4	3.25	2.50	5.75	670454167408
			CM-2290	KEY SWITCH, DPDT MAINTAINED	\$130.00	0.4	3.25	2.50	5.75	670454122216
	series options	Mortise Cylinders	CM-1000/60KA	Mortise cylinder 1 1/8 inch, solid brass, chrome finish, keyed alike (Keyed Alike Per Lot. See Lot Number On Side Of Package To Confirm Multiple Cylinders Keyed Alike)	\$22.00	NA	NA	NA	NA	670454120243
			CM-1000/60KD	Mortise cylinder 1 1/8 inch, solid brass, chrome finish, keyed different	\$22.00	NA	NA	NA	NA	670454120250
			CM-307	Mortise cylinder housing for Best(tm) style IC core	\$52.00	NA	NA	NA	NA	670454156260
			CM-308	Best(tm) style IC core, keyed different	\$54.00	NA	NA	NA	NA	670454157966
		LED Options	CM-xxxx-7012	Red 12V LED mounted on faceplate	\$16.00	NA	NA	NA	NA	NA
			CM-xxxx-7024	Red 24V LED mounted on faceplate	\$16.00	NA	NA	NA	NA	NA
			CM-xxxx-7112	Green 12V LED mounted on faceplate	\$16.00	NA	NA	NA	NA	NA
			CM-xxxx-7124	Green 24V LED mounted on faceplate	\$16.00	NA	NA	NA	NA	NA
			CM-xxxx-7212	Red and Green 12V LEDs mounted on faceplate	\$32.00	NA	NA	NA	NA	NA
			CM-xxxx-7224	Red and Green 24V LEDs mounted on faceplate	\$32.00	NA	NA	NA	NA	NA
			CM-xxxx-7412	Amber 12V LED mounted on faceplate	\$16.00	NA	NA	NA	NA	NA
			CM-xxxx-7424	Amber 24V LED mounted on faceplate	\$16.00	NA	NA	NA	NA	NA
			CM-xxxx-7612	Bi-Color 12V (3 Wire) LED mounted on faceplate	\$20.00	NA	NA	NA	NA	NA
			CM-xxxx-7624	Bi-Color 24V (3 Wire) LED mounted on faceplate	\$20.00	NA	NA	NA	NA	NA
	product line	Door Activation Devices								
	product category	Key Switches								
	product sub category									
	series number	CM-3200 & CM-3500 Series								
	series title	Double Gang Key Switches - Stainless Steel Faceplate								
	series models	Double Gang One Cylinder Key Switch								
			CM-3200	KEY SWITCH,(1) SPST MOMENTARY, N/O	\$130.00	0.8	6.00	4.50	3.50	670454124319
			CM-3205	KEY SWITCH, (1) SPST MOMENTARY, N/C	\$130.00	0.8	6.00	4.50	3.50	670454124326

			CM-3210	KEY SWITCH, (1) SPST MAINTAINED	\$130.00	0.8	6.00	4.50	3.50	670454124333	
			CM-3220	KEY SWITCH, (1) SPDT MOMENTARY	\$140.00	0.8	6.00	4.50	3.50	670454124340	
			CM-3230	KEY SWITCH, (1) SPDT MAINTAINED	\$140.00	0.8	6.00	4.50	3.50	670454124357	
			CM-3250	KEY SWITCH, (2) SPDT MOMENTARY	\$182.00	0.8	6.00	4.50	3.50	670454124364	
			CM-3260	KEY SWITCH, (2) SPDT MAINTAINED	\$182.00	0.8	6.00	4.50	3.50	670454167385	
			CM-3270	KEY SWITCH, (1) SPDT MOMENTARY AND SPDT MAINTAINED	\$182.00	0.8	6.00	4.50	3.50	670454167392	
			CM-3280	KEY SWITCH, (1) DPDT MOMENTARY	\$156.00	0.8	6.00	4.50	3.50	670454124395	
			CM-3285	KEY SWITCH, (1) DPST MOMENTARY, 1-60 SEC PNEUMATIC TIMER	\$360.00	0.8	6.00	4.50	3.50	670454124401	
			CM-3290	KEY SWITCH, (1) DPDT MAINTAINED	\$156.00	0.8	6.00	4.50	3.50	670454124418	
		Double Gang Dual Cylinder Key Switch	CM-3500	KEY SWITCH, (2) SPST MOMENTARY, N/O	\$182.00	0.65	5.00	3.00	2.00	670454153068	
			CM-3505	KEY SWITCH, (2) SPST MOMENTARY, N/C	\$182.00	0.65	6.00	4.50	3.50	670454167040	
			CM-3510	KEY SWITCH, (2) SPST MAINTAINED	\$182.00	0.65	6.00	4.50	3.50	670454151155	
			CM-3520	KEY SWITCH, (1) SPDT MOMENTARY	\$200.00	0.65	6.00	4.50	3.50	670454156006	
			CM-3530	KEY SWITCH, (2) SPDT MAINTAINED	\$200.00	0.65	6.00	4.50	3.50	670454156785	
			CM-3550	KEY SWITCH, (2) SPDT MOMENTARY	\$300.00	0.65	6.00	4.50	3.50	670454159116	
			CM-3560	KEY SWITCH, (4) SPDT MAINTAINED	\$300.00	0.65	6.00	4.50	3.50	670454161123	
			CM-3570	KEY SWITCH, (4) SPDT MOMENTARY AND MAINTAINED	\$300.00	0.65	6.00	4.50	3.50	670454151513	
			CM-3580	KEY SWITCH, (2) DPDT MOMENTARY	\$250.00	0.65	6.00	4.50	3.50	670454159867	
			CM-3585	KEY SWITCH, (2) DPST 1-60 SECOND PNEUMATIC TIME DELAY	\$650.00	0.75	6.00	4.50	3.50	670454167057	
			CM-3590	KEY SWITCH, (2) DPDT MAINTAINED	\$250.00	0.65	6.00	4.50	3.50	670454157546	
		series options	Mortise Cylinders								
			CM-1000/60KA	Mortise cylinder 1 1/8 inch, solid brass, chrome finish, keyed alike (Keyed Alike Per Lot. See Lot Number On Side Of Package To Confirm Multiple Cylinders Keyed Alike)	\$22.00	NA	NA	NA	NA	670454120243	
			CM-1000/60KD	Mortise cylinder 1 1/8 inch, solid brass, chrome finish, keyed different	\$22.00	NA	NA	NA	NA	670454120250	
			CM-307	Mortise cylinder housing for Best(tm) style IC core	\$52.00	NA	NA	NA	NA	670454156280	
			CM-308	Best(tm) style IC core, keyed different	\$54.00	NA	NA	NA	NA	670454157966	
		LED Options	CM-xxxx-7024	Red 24V LED mounted on faceplate	\$16.00	NA	NA	NA	NA	NA	
			CM-xxxx-7112	Green 12V LED mounted on faceplate	\$16.00	NA	NA	NA	NA	NA	
			CM-xxxx-7124	Green 24V LED mounted on faceplate	\$16.00	NA	NA	NA	NA	NA	
			CM-xxxx-7212	Red and Green 12V LEDs mounted on faceplate	\$32.00	NA	NA	NA	NA	NA	
			CM-xxxx-7224	Red and Green 24V LEDs mounted on faceplate	\$32.00	NA	NA	NA	NA	NA	
			CM-xxxx-7412	Amber 12V LED mounted on faceplate	\$16.00	NA	NA	NA	NA	NA	
			CM-xxxx-7424	Amber 24V LED mounted on faceplate	\$16.00	NA	NA	NA	NA	NA	
			CM-xxxx-7612	Bi-Color 12V (3 Wire) LED mounted on faceplate	\$20.00	NA	NA	NA	NA	NA	
			CM-xxxx-7624	Bi-Color 24V (3 Wire) LED mounted on faceplate	\$20.00	NA	NA	NA	NA	NA	
			CM-xxxx-7012	Red 12V LED mounted on faceplate	\$16.00	NA	NA	NA	NA	NA	
		product line	Door Activation Devices								
		product category	Key Switches								
		product sub category									
		series number									
		series title	Parts for Key Switches								
		series models	Gaskets								
			CM-1000/21	Single gang neoprene gasket for Camden key switches	\$8.00	x x	0.15	4.00	8.25	670454157102	
			CM-2000/21	Narrow (jamb) width neoprene gasket for Camden key switches	\$8.00	x x				670454160126	
		Contact Switches	CM-1000/30	SPST momentary contact switch, n/o 6a @ 125v ac, 3a @ 30v dc	\$22.00	0.15	3.75	3.25	2.25	670456204071	
			CM-1000/31	SPST momentary contact switch, n/o, heavy duty, 15a @ 30v dc	\$28.00	0.15	3.75	3.25	2.25	670456204088	
			CM-1000/32	SPST momentary contact switch, n/c, 6a @ 125v ac, 3a @ 30v dc	\$24.00	0.15	3.75	3.25	2.25	670456204095	
			CM-1000/35	SPST maintained contact (on/off) switch, 6a @ 125v ac, 3a @ 30v dc	\$24.00	0.15	3.75	3.25	2.25	670456204101	
			CM-1000/37	SPST maintained contact switch, heavy duty, 15a @ 30v dc	\$32.00	0.15	3.75	3.25	2.25	670456204118	
			CM-1000/40	SPDT momentary contact switch, 6a @ 125v ac, 3a @ 30v dc	\$36.00	0.15	3.75	3.25	2.25	670454120199	
			CM-1000/42	DPDT momentary contact switch, 6a @ 125v, 3a @ 30v dc	\$44.00	0.15	3.75	3.25	2.25	670454120205	
			CM-1000/45	SPDT maintained contact switch, 6a @ 125v, 3a @ 30v dc	\$36.00	0.15	3.75	3.25	2.25	670454120212	
			CM-1000/47	DPDT maintained contact switch, 6a @ 125v ac, 3a @ 30v dc	\$44.00	0.15	3.75	3.25	2.25	670454120229	
		Pneumatic Time Delay (for keyswitches)	CM-1085	1-60 second pneumatic time delay, DPST	\$200.00	0.5	3.25	2.50	5.75	670454120368	
		Mounting Box	CM-34AL	Surface mount box for CM-1000 series key switches (previously CM-1000/05)	\$30.00	0.63	6.00	3.50	2.50	670454151049	
		Faceplates	CM-1000/10	Aluminum faceplate for cm-1000	\$58.00	0.4	5.75	3.25	2.50	670454120045	
			CM-1100/10	Aluminum faceplate for cm-1100	\$58.00	0.31	6.00	3.25	2.25	670454120625	
			CM-2000/10	Aluminum faceplate for cm-2000	\$58.00	0.25	3.25	3.25	2.25	670454121684	
			CM-1200/10	Stainless steel faceplate for cm-1200	\$72.00	0.25	6.00	3.25	2.25	670454156402	
			CM-2200/10	Stainless steel faceplate for cm-2200	\$72.00	0.25	3.25	3.25	2.25	670454122117	
			CM-3200/10	Stainless steel faceplate for cm-3200	\$92.00	0.25	4.00	6.00	0.50	670454155511	
			CM-3500/10	Stainless steel faceplate for CM-3500	\$120.00					670454172242	
		Mortise Cylinders	CM-1000/50	Cylinder lock ring	\$4.00	0.15	3.75	3.25	2.25	670456204149	
			CM-1000/60KA	Mortise cylinder 1 1/8 inch, solid brass, chrome finish, keyed alike (Keyed Alike Per Lot. See Lot Number On Side Of Package To Confirm Multiple Cylinders Keyed Alike)	\$24.00	0.35	1.75	1.75	1.50	670454120243	
			CM-1000/60KD	Mortise cylinder 1 1/8 inch, solid brass, chrome finish, keyed different	\$24.00	0.35	1.75	1.75	1.50	670454120250	
			CM-307	Mortise cylinder housing for Best(tm) style IC core	\$48.00	0.3	2.00	1.50	1.50	670454156280	
			CM-308	Best(tm) style IC core, keyed different	\$54.00	0.3	2.00	1.50	1.50	670454157966	
		<b>Automatic Door Control Switches</b>									
		product line	Door Activation Devices								
		product category	Automatic Door Control Switches								
		product sub category									
		series number	CM-160, CM-170, CM-180 Series								
		series title	Automatic Operator Control Key Switches								
		series models									
			CM-160	Key switch with plastic lamacold (mini) faceplate	\$56.00	0.18	4.00	8.50	1.00	NA	
			CM-170	Key switch with stainless steel (narrow stile) faceplate	\$58.00	0.18	4.00	8.50	1.00	NA	
			CM-180	Key switch with stainless steel (single gang) faceplate	\$70.00	0.18	4.00	8.50	1.00	NA	
		series options	Switch/Graphic Options								
			CM-xxx/20	2 Position switch, Momentary, 'Off/Open'	\$0.00	NA	NA	NA	NA	NA	
			CM-xxx/21	2 Position switch, Maintained, 'Off/Auto'	\$0.00	NA	NA	NA	NA	NA	
			CM-xxx/22	3 Position switch, Maintained, 'Off/Auto/Hold Open'	\$0.00	NA	NA	NA	NA	NA	
			CM-xxx/23	3 Position switch, Maintained, 'Off/Day/Night'	\$0.00	NA	NA	NA	NA	NA	
			CM-xxx/24	4 Position switch, Maintained, 'Off/Ext/Auto/Hold Open'	\$0.00	NA	NA	NA	NA	NA	
		Additional Keys	CM-A126	(2) additional keys for CM-160, CM-170 and CM-180 Series key switches	\$8.00	NA	NA	NA	NA	670456205795	
		product line	Door Activation Devices								
		product category	Automatic Door Control Switches								
		product sub category									
		series number	CM-190/195 Series								
		series title	Toggle Switch								
		series models	Toggle Switches								
			CM-190	Mini aluminum faceplate	\$40.00	0.08	4.00	8.50	1.00	670454171474	




	product category Key / Gate Switches									
	product sub category CI-1KX Series									
	series number Exterior Use Industrial Key Switches									
	series title Exterior Use Industrial Key Switches									
	series models	CI-1050CP	SURFACE, SINGLE GANG ENCLOSURE, WEATHER RESISTANT COVER, (2) SPDT MOMENTARY SWITCHES, MORTISE CYLINDER, KEYED ALIKE	\$210.00	1.36	4.75	3.25	3.00		670454177643
		CI-1KSMX	REPLACED BY CI-1050CP	\$0.00						670454110046
		CI-1KX	DIECAST ALUMINUM ENCLOSURE, PAINTED GRAY ENAMEL, NEMA 1, 2, 3R, 4, 6, 12, 13, AND ICS	\$148.00	2.14	6.50	5.50	4.25		670454110053
		CI-1KXS	AS ABOVE, WITH WEATHERIZED STOP BUTTON, NEMA 1, 2, 3R, 4, 6, 12, 13, AND ICS	\$184.00	2.22	6.50	5.50	4.25		670454110060



**Push Button Control Stations**

	product line Industrial Door & Gate Controls									
	product category Push Button Control Stations									
	product sub category CI-3B Series									
	series number Exterior Use Control Stations									
	series title Exterior Use Control Stations									
	series models	CI-3BX	3 BUTTON, OPEN/CLOSE/STOP, NEMA 4, UL/CSA RATED, 3 AMP @ 240VAC	\$170.00	1.62	4.25	4.25	4.75		670454110084
		CI-3BXL	AS ABOVE WITH KEY LOCKOUT	\$236.00	1.82	6.50	5.50	4.25		670454110091
	product line Industrial Door & Gate Controls									
	product category Push Button Control Stations									
	product sub category CI-PB Series									
	series number Interior Use Control Stations									
	series title Interior Use Control Stations									
	series models	CI-PBS3	3 BUTTON, OPEN/CLOSE/STOP, NEMA 1, 3 AMP @ 250V AC, STAINLESS FACEPLATE, FLUSH OR SURFACE MOUNT	\$84.00	0.85	5.75	3.00	3.25		670454110152
		CI-PBU3	3 BUTTON, OPEN/CLOSE/STOP, NEMA 1, SURFACE MOUNT, 5 AMP @ 30v dc	\$36.00	0.63	2.50	2.00	5.50		670454110169



**Ceiling Pull Switches**

	product line Industrial Door & Gate Controls									
	product category Ceiling Pull Switches									
	product sub category CI-WPS1/SCP1 Series									
	series number Ceiling Pull Switches									
	series title Ceiling Pull Switches									
	series models	CI-SCP1	DIECAST ALUMINUM ENCLOSURE, SPDT MOMENTARY, 15 AMP @ 240V AC, NEMA 1, 2, 3R, 4, 6, 12, 13, AND ICS	\$90.00	2.06	6.50	5.50	4.25		670454161925
		CI-WPS1	CEILING/WALL PULL SWITCH WITH 360 DEGREE ROTATING ARM & PIVOTING CAM, SPST MOMENTARY, 15 AMPS @ 240V AC, NEMA 4	\$140.00	2.25	6.50	5.50	4.25		670454110176
		CI-WPSH	As above, with 110V heater (special order)	\$210.00						670454180520






**Access Control & Phone Entry  
Phone Entry Systems**

	product line Access Control & Phone Entry									
	product category Phone Entry Systems									
	product sub category CV-800									
	series number Serial to Wiegand interface									
	series title Serial to Wiegand interface									
	series models	CV-800EP	For Viscount Enterphone 2000 System (requires firmware 2.4 or greater)	\$620.00	0.23	8.00	4.50	2.25		670454167194
		CV-800SEN	For Sentex Infinity Series Systems	\$620.00	0.184	8.00	4.50	2.25		670454165039
		CV-800SES	For SES TEC & CAT Series Systems	\$620.00	0.182	8.00	4.50	2.25		670454167187
	product line Access Control & Phone Entry									
	product category Phone Entry Systems									
	product sub category CV-TAC400									
	series number Telephone Entry System									
	series title Telephone Entry System									
	series models	CV-TAC400B	Master directory, 4 line electronic display, with USB/485 interface for local programming/monitoring, software included	\$1780.00	6.3	12.00	16.00	6.50		670454161543
		CV-TAC400M	Master directory, 4 line electronic display, with modem for off-site programming/monitoring, software included	\$1850.00	6.78	12.00	16.00	6.50		670454161536
		CV-TAC400S	Slave directory, 4 line electronic display	\$1575.00	6.2	12.00	16.00	6.50		670454165657
		CV-TAC4FB	Flush 'rough-in' back box, galvanized metal	\$90.00	3.64	12.00	15.00	4.00		670454161543
		CV-TAC4SB	Surface Mount Enclosure, stainless steel	\$270.00	3.74	12.00	12.00	3.00		670454163226
		CV-TAC4FH	Rain Hood for flush or surface mount back box, stainless steel	\$180.00	1.84	12.00	12.00	3.00		670454162427
		CV-TAC4USB	INTERFACE, RS485 to USB ; for local programming via PC (supplied with CV-TAC400B) required for CV-TAC 400M local programming	\$210.00		3.00	5.00	2.00		670454166203
		CV-TAC4H	HEATER, must be installed by factory, includes 50VA transformer	\$160.00	1.84	12.00	12.00	3.00		670454161956
		CV-TAC4P	HANDSET, for privacy or noisy lobby environments	\$120.00	1.5	12.00	12.00	3.00		670454166401
		CV-TAC4PRA	CARD READER, panel mounted HID/AWID dual format prox, factory installed	\$200.00	0.24	3.00	4.50	1.50		670454163219
		CV-TAC4M	MODEM for offsite programming (supplied with CV-TAC400M)	\$320.00						670454165190
		CV-TAC4WC	WIEGAND CONTROLLER for adding up to 12 remote prox readers, RF, or keypads. Up to 4 Wiegand controllers can be designated for elevator cab control	\$300.00	0.68	4.00	5.00	3.00		670454162397
		CV-TAC4EL	ELEVATOR CONTROLLER (one required per 16 floors, per cab)	\$1300.00	12.4	12.00	22.00	3.75		670454162380
		CV-7400	AWID/HID compatible prox reader, mullion style, up to 4"-5" read range	\$160.00		5.75	3.25	1.75		670454156723
		CV-7820	AWID/HID compatible prox reader, single gang, up to 4"-5" range	\$210.00	0.33					670454157492
		series options								
		CV-CSA	AWID format prox cards, clam shell style, package of 10	\$42.00	NA	NA	NA	NA		670454140135
		CV-CSA-B	AWID format prox cards, clam shell style, package of 100	\$420.00	NA	NA	NA	NA		670454176639
		CV-ISA	AWID format ISO Prox Card, package of 10	\$40.00	NA	NA	NA	NA		
		CV-ISA-B	AWID format ISO Prox Card, package of 100	\$400.00	NA	NA	NA	NA		
		CV-KTA	AWID format prox key tag, package of 25	\$150.00	NA	NA	NA	NA		670454140197
		CV-CSH	HID Format clam shell Prox. Card, package of 10	\$42.00	NA	NA	NA	NA		670454152985
		CV-CSH-B	HID Format clam shell Prox. Card, package of 100	\$420.00	NA	NA	NA	NA		670454177964
		CV-ISH	HID Format ISO Prox. Card, package of 10	\$40.00	NA	NA	NA	NA		



			CV-ISH-B	HID Format ISO Prox. Card, package of 100	\$400.00	NA	NA	NA	NA		
			CV-KTH	HID Format Prox.Tag, package of 25	\$150.00	NA	NA	NA	NA		670454152749
<b>Access Control Systems</b>											
	product line	Access Control & Phone Entry									
	product category	Access Control Systems									
	product sub category										
	series number										
	series title	Invision 32 (tm) Access Control System									
	series models	CONTROL PANEL KITS	CV-32	CONTROL PANEL W/SOFTWARE, POWER SUPPLY & PLUG-IN TRANSFORMER	\$1140.00	13	22.50	13.00	5.00		670454151469
			CV-32A1	CONTROL PANEL W/SOFTWARE, POWER SUPPLY, PLUG-IN TRANSFORMER, 2 CV-7500 AWID MULLION READERS	\$1360.00	13	22.50	13.00	5.00		670454152817
			CV-32A2	CONTROL PANEL W/SOFTWARE, POWER SUPPLY, PLUG-IN TRANSFORMER, 2 CV-7500 AWID READERS WITH SINGLE GANG ADAPTER PLATES	\$1420.00	13	22.50	13.00	5.00		670454157690
		OPTIONAL MODULES	CV-SU	FIRMWARE UPGRADE TO VERSION 3.5	\$340.00						670454156181
			CV-RMOD	EXIT READER MODULE	\$200.00	0.8	4.50	6.50	1.50		670454154040
			CV-ELCON	ELEVATOR CONTROLLER WITH ONE 8 FLOOR RELAY BOARD	\$2000.00	0.95	6.75	7.25	2.50		670454165404
			CV-EL8	8 FLOOR ELEVATOR MODULE W/WALL MOUNT METAL ENCLOSURE	\$780.00	13	22.50	13.00	5.00		670454167613
			CV-EL16	16 FLOOR ELEVATOR MODULE W/WALL MOUNT METAL ENCLOSURE	\$1400.00	13	22.50	13.00	5.00		670454167620
			CV-128	EXPANDS SYSTEM TO 128 READER CAPACITY	\$1200.00						X X
			CV-LNM	LAN INTERFACE MODULE (TCP/IP)	\$540.00	0.95	6.75	7.25	2.50		670454154026
			CV-CCM	RS232 TO RS485 CONVERTER. ENABLES COMPUTER TO BE HARDWIRED UP TO 4000 FEET FROM CONTROLLER.	\$240.00	0.41	8.00	4.50	2.25		670454154767
	product line	Access Control & Phone Entry									
	product category	Access Control Systems									
	product sub category										
	series number	CV-350									
	series title	TCP/IP Access Control System									
	series models	CONTROL PANELS	CV-352	(1) Two Door TCP/IP & RS485 controller, 2 Amp power supply, 40VA transformer, & metal cabinet	\$960.00	9.05	11.5	14.5	4.5		670454178916
			CV-352E	(1) Two Door RS485 controller, 2 Amp power supply, 40VA transformer, & metal cabinet	\$860.00	9.05	11.5	14.5	4.5		670454178947
			CV-354	(1) Two Door TCP/IP & (1) Two Door RS485 controller, (1) 2 Amp power supply, 40VA transformer, & metal cabinet	\$1660.00	12.4	14	17	4.5		670454178954
			CV-354E	(2) Two Door RS485 controllers, (1) 2 Amp power supply, 40VA transformer, & metal cabinet	\$1490.00	12.4	14	17	4.5		670454179579
		TWO DOOR SYSTEM KITS	CV-352-K1	TCP/IP & RS485 controller, 2 Amp power supply, 40VA transformer, metal cabinet & (2) CV-7400 AWID/HID proximity card readers	\$1150.00	10.5	12	18	6		670454178961
			CV-352-K2	TCP/IP & RS485 controller, 2 Amp power supply, 40VA transformer, metal cabinet & (2) CV-930-SL AWID/HID proximity card readers	\$1200.00	12.54	18	18	6		670454178978
			CV-352-K3	TCP/IP & RS485 controller, 2 Amp power supply, 40VA transformer, metal cabinet & (1) CV-940-SL 'Designer Series' biometric fingerprint reader	\$2000.00	11.1	12	18	6		670454178985
		FOUR DOOR SYSTEM KITS	CV-354-K1	(1) TCP/IP & RS485 controller, (1) RS485 controller, 2 Amp power supply, 40VA transformer, metal cabinet & (4) CV-7400 AWID/HID proximity card readers	\$2160.00	15	18	18	6		670454178992
			CV-354-K2	(1) TCP/IP & RS485 controller, (1) RS485 controller, 2 Amp power supply, 40VA transformer, metal cabinet & (4) CV-930-SL 'Designer Series' AWID/HID proximity card readers	\$2280.00	17.5	18	18	8		670454179586
		Accessories	CV-350DK	USB dongle key for software client server	\$230.00	0.1	3	4.25	1.5		670454177537
			CV-940ER	USB desktop fingerprint enrollment reader	\$500.00	0.55	3.5	4.5	2.5		670454177391
	product line	Access Control & Phone Entry									
	product category	Access Control Systems									
	product sub category										
	series number	CV-601 MPROX - Single Door Proximity Access Control System									
	series models	Controller & AWID/HID Reader	CV-601	M-PROX controller with mullion AWID/HID format prox reader, 4-5 inch read range	\$410.00	0.8	4.25	5.25	3.00		670454152992
		Compatible Readers & Cards	CV-7400	AWID/HID format Reader Only	\$160.00		5.75	3.25	1.75		670454156723
	series options		CV-CSA	AWID format prox cards, clam shell style, package of 10	\$42.00	NA	NA	NA	NA		670454140135
			CV-CSA-B	AWID format prox cards, clam shell style, package of 100	\$420.00	NA	NA	NA	NA		670454176639
			CV-ISA	AWID format ISO Prox Card, package of 10	\$40.00	NA	NA	NA	NA		
			CV-ISA-B	AWID format ISO Prox Card, package of 100	\$400.00	NA	NA	NA	NA		
			CV-KTA	AWID format prox key tag, package of 25	\$150.00	NA	NA	NA	NA		670454140197
			CV-CSH	HID Format clam shell Prox. Card, package of 10	\$42.00	NA	NA	NA	NA		670454152985
			CV-CSH-B	HID Format clam shell Prox. Card, package of 100	\$420.00	NA	NA	NA	NA		670454177964
			CV-ISH	HID Format ISO Prox. Card, package of 10	\$40.00	NA	NA	NA	NA		
			CV-ISH-B	HID Format ISO Prox. Card, package of 100	\$400.00	NA	NA	NA	NA		
			CV-KTH	HID Format Prox.Tag, package of 25	\$150.00	NA	NA	NA	NA		670454152749
	product line	Access Control & Phone Entry									
	product category	Access Control Systems									
	product sub category										
	series number	CV-602									
	series title	M-PROX 2 - Two Door Proximity Access Control System									
	series models		CV-602	M-PROX 2, two door access control system, controller only	\$500.00	1.5	5.4	7.9	3.25		670454172631
			CV-602K1	M-PROX 2 controller c/w mullion reader and (5) AWID prox. cards	\$650.00	1.5	5.4	7.9	3.25		670454175741
			CV-602K2	M-PROX 2 controller c/w (2) mullion readers and (5) AWID prox. cards	\$800.00	1.75	5.4	7.9	3.25		670454176820
		Readers & Cards	CV-7500	AWID format mullion mount proximity card reader, 4" - 5" read range	\$150.00	0.36	5.00	3.50	2.00		670454161796
			CV-7500P	Single gang adaptor plate for CV-7500	\$36.00		6	3.25	2.25		670454164919
		Additional Compatible Devices & Credentials	CM-120	Stand alone/Wiegand, flush mount, 999 users, 12/24V AC/DC	\$124.00	0.4	3.25	1.5	6.0		670454121073
			CM-120wV2	Outdoor, vandal resistant, metal backlit keypad, 999 users, 12/24V AC/DC	\$200.00	0.4	3.25	1.5	6.0		670454121004
			CV-7400	HID/AWID Dual Format Reader, narrow, compact, 4" - 5" read range	\$160.00		5.75	3.25	1.75		670454156723
	series options		CV-CSA	AWID format prox cards, clam shell style, package of 10	\$42.00	NA	NA	NA	NA		670454140135
			CV-CSA-B	AWID format prox cards, clam shell style, package of 100	\$420.00	NA	NA	NA	NA		670454176639
			CV-ISA	AWID format ISO Prox Card, package of 10	\$40.00	NA	NA	NA	NA		
			CV-ISA-B	AWID format ISO Prox Card, package of 100	\$400.00	NA	NA	NA	NA		
			CV-KTA	AWID format prox key tag, package of 25	\$150.00	NA	NA	NA	NA		670454140197
			CV-CSH	HID Format clam shell Prox. Card, package of 10	\$42.00	NA	NA	NA	NA		670454152985
			CV-CSH-B	HID Format clam shell Prox. Card, package of 100	\$400.00	NA	NA	NA	NA		670454177964
			CV-ISH	HID Format ISO Prox. Card, package of 10	\$40.00	NA	NA	NA	NA		



			CV-ISH-B	HID Format ISO Prox. Card, package of 100	\$400.00	NA	NA	NA	NA		
			CV-KTH	HID Format Prox.Tag, package of 25	\$150.00	NA	NA	NA	NA		670454152749
	product line	Access Control & Phone Entry									
	product category	Access Control Systems									
	product sub category										
	series number	CV Series									
	series title	Access Control System Readers									
	series models	HID/AWID Dual Format Reader									
					Price USD	Weight (lbs.)	Width (")	Length (")	Height (")		UPC Code
			CV-7400	Narrow, compact, 4" - 5" read range	\$160.00		5.75	3.25	1.75		670454156723
			CV-7620	Single gang, 4" - 5" read range	\$210.00	0.33					670454157492
			CV-7500	Narrow, compact, 4" - 5" read range	\$150.00	0.36	5.00	3.50	2.00		670454161796
			CV-7500P	Single gang adaptor plate for CV-7500	\$36.00		6	3.25	2.25		670454164919
			CV-653PR	Single gang, vandal resistant, 4" - 5" read range	\$500.00						670454178244
	series options										
			CV-CSA	AWID format prox cards, clam shell style, package of 10	\$42.00	NA	NA	NA	NA		670454140135
			CV-CSA-B	AWID format prox cards, clam shell style, package of 100	\$420.00	NA	NA	NA	NA		670454176639
			CV-ISA	AWID format ISO Prox Card, package of 10	\$40.00	NA	NA	NA	NA		
			CV-ISA-B	AWID format ISO Prox Card, package of 100	\$400.00	NA	NA	NA	NA		
			CV-KTA	AWID format prox key tag, package of 25	\$150.00	NA	NA	NA	NA		670454140197
			CV-CSH	HID Format clam shell Prox. Card, package of 10	\$42.00	NA	NA	NA	NA		670454152985
			CV-CSH-B	HID Format clam shell Prox. Card, package of 100	\$420.00	NA	NA	NA	NA		670454177964
			CV-ISH	HID Format ISO Prox. Card, package of 10	\$40.00	NA	NA	NA	NA		
			CV-ISH-B	HID Format ISO Prox. Card, package of 100	\$400.00	NA	NA	NA	NA		
			CV-KTH	HID Format Prox.Tag, package of 25	\$150.00	NA	NA	NA	NA		670454152749
	product line	Access Control & Phone Entry									
	product category	Access Control Systems									
	product sub category										
	series number	CV-900									
	series title	Designer Series Wiegand Devices									
	series models	Individual Wiegand Devices									
					Price USD	Weight (lbs.)	Width (")	Length (")	Height (")		UPC Code
			CV-920	Back lit Metal Keypad	\$210.00	0.9	5	6.5	2.75		NA
			CV-930	Metal AWID/HID Proximity Reader	\$168.00	0.9	5	6.5	2.7		NA
			CV-940	Metal Biometric Fingerprint Reader & Software. Interface module required for use with 3rd party systems	\$1100.00	1	5	6.5	2.7		670454180797
			CV-930-20	Metal Proximity Reader & Keypad	\$400.00	1.8	5	6.5	2.7		NA
			CV-940-20	Biometric Fingerprint Reader & Keypad, for use with 3rd party systems	\$1324.00	1.8	5	6.5	2.7		NA
			CV-940-30	Biometric Fingerprint Reader & Prox. Reader, for use with 3rd party systems	\$1250.00	1.8	5	6.5	2.7		NA
			CV-940-BMCP	Cover For Biometric Fingerprint Reader and Prox or Keypad, required for outdoor applications	\$104.00						670454179647
			CV-940-MCP	Cover For Biometric Fingerprint Reader, required for outdoor applications	\$104.00	0.5	5	6.5	2.7		670454178787
			CV-940-ER	USB Bio Fingerprint Desktop Enrollment Reader	\$500.00	0.5	5.0	6.8	4.5		670454177391
			CV-940-SER	RS485 to RS232 converter module, for biometric fingerprint reader	\$96.00						670454178756
			CV-940-USB	RS485 to USB converter module, for biometric fingerprint reader	\$246.00						670454178763
			CV-940-TCP	RS485 to TCP converter module, for biometric fingerprint reader	\$205.00						670454178770
	series options	Architectural Finish Option (1 Required)									
			-SL	Add suffix 'SL' to model # for metallic silver finish	\$0.00	NA	NA	NA	NA		NA
			-WH	Add suffix 'WH' to model # for gloss white finish	\$0.00	NA	NA	NA	NA		NA
			-CH	Add suffix 'CH' to model # for metallic charcoal gray finish	\$0.00	NA	NA	NA	NA		NA
			-RD	Add suffix 'RD' to model # for metallic red finish	\$0.00	NA	NA	NA	NA		NA
			CV-CSA	AWID format prox cards, clam shell style, package of 10	\$40.00	NA	NA	NA	NA		670454140135
			CV-CSA-B	AWID format prox cards, clam shell style, package of 100	\$400.00	NA	NA	NA	NA		670454176639
			CV-ISA	AWID format ISO Prox Card, package of 10	\$40.00	NA	NA	NA	NA		
			CV-ISA-B	AWID format ISO Prox Card, package of 100	\$400.00	NA	NA	NA	NA		
			CV-KTA	AWID format prox key tag, package of 25	\$150.00	NA	NA	NA	NA		670454140197
			CV-CSH	HID Format clam shell Prox. Card, package of 10	\$40.00	NA	NA	NA	NA		670454152985
			CV-CSH-B	HID Format clam shell Prox. Card, package of 100	\$400.00	NA	NA	NA	NA		670454177964
			CV-ISH	HID Format ISO Prox. Card, package of 10	\$40.00	NA	NA	NA	NA		
			CV-ISH-B	HID Format ISO Prox. Card, package of 100	\$400.00	NA	NA	NA	NA		
			CV-KTH	HID Format Prox.Tag, package of 25	\$150.00	NA	NA	NA	NA		670454152749
	product line	Access Control & Phone Entry									
	product category	Access Control Systems									
	product sub category										
	series number	CV-710SL									
	series title	Surface Mount Metal Wiegand Keypad									
	series models										
			CV-710SL	Backlit Wiegand keypad, Silver c/w with Metal Keys, Faceplate & Box	\$250.00	1.5	4.5	5	5		670454177759
	product line	Access Control & Phone Entry									
	product category	Access Control Systems									
	product sub category										
	series number	CV-634/626 Series									
	series title	Piezo System Keypads & Keypad/Readers									
	series models	Piezoelectric Keypads									
					Price USD	Weight (lbs.)	Width (")	Length (")	Height (")		UPC Code
			CV-6268W	Jamb width, surface, 8 bit Wiegand, 12/24 VDC	\$300.00	0.93	3.75	2.50	7.50		670454151261
			CV-626SW	Jamb width, surface, 26 bit wiegand output, 12/24 VDC	\$300.00	0.79	3.25	2.50	7.50		670454128171
			CV-634W	Single gang, surface, 26 bit Wiegand, 12/24 VDC	\$300.00	0.91	3.25	2.50	7.50		670454128256
			CV-6348PR	Single gang, surface, 8 bit Wiegand, 5 to 12 VDC	\$820.00						670454128218
			CV-634PR	Single gang, surface, 26 bit, 5 to 12 VDC	\$820.00	x x					670454128249
	series options										
			CV-CSH	HID Format clam shell Prox. Card, package of 10	\$40.00	NA	NA	NA	NA		670454152985
			CV-CSH-B	HID Format clam shell Prox. Card, package of 100	\$400.00	NA	NA	NA	NA		670454177964
			CV-ISH	HID Format ISO Prox. Card, package of 10	\$40.00	NA	NA	NA	NA		
			CV-ISH-B	HID Format ISO Prox. Card, package of 100	\$400.00	NA	NA	NA	NA		
			CV-KTH	HID Format Prox.Tag, package of 25	\$150.00	NA	NA	NA	NA		670454152749
	product line	Access Control & Phone Entry									
	product category	Access Control Systems									
	product sub category										
	series number	CV-550SPK									
	series title	Stand-Alone Proximity Reader and Keypad									
	series models										
			CV-550SPK	Stand-alone prox reader & keypad, 1 relay, 2,000 users	\$260.00	1.5	2.75	3.75	2.75		670454179418

	series options		CV-CSH	HID Format clam shell Prox. Card, package of 10	\$40.00	NA	NA	NA	NA	670454152985
			CV-CSH-B	HID Format clam shell Prox. Card, package of 100	\$400.00	NA	NA	NA	NA	670454177964
			CV-ISH	HID Format ISO Prox. Card, package of 10	\$40.00	NA	NA	NA	NA	
			CV-ISH-B	HID Format ISO Prox. Card, package of 100	\$400.00	NA	NA	NA	NA	
			CV-KTH	HID Format Prox. Tag, package of 25	\$74.00	NA	NA	NA	NA	670454152749
			CV-7400	HID (dual) format Reader	\$150.00	NA	NA	NA	NA	670454156723
		<b>Compatible Readers &amp; Cards</b>								
	product line	<b>Access Control &amp; Phone Entry</b>								
	product category	<b>Access Control Systems</b>								
	product sub category									
	series number	<b>CV-945</b>								
	series title	<b>Stand-Alone Fingerprint Reader</b>								
	series models		CV-945	Stand-alone biometric fingerprint reader	\$836.00	0.77	3.6	5	3.6	NA
			CV-945SH	Stand-alone biometric fingerprint reader and remote relay (push button)	\$1120.00	1.45	5	7	4.8	
	series options		-SL	Add suffix 'SL' to model # for metallic silver finish	\$0.00	NA	NA	NA	NA	NA
			-CH	Add suffix 'CH' to model # for metallic charcoal gray finish	\$0.00	NA	NA	NA	NA	NA
			CV-940MCP	Cover for biometric fingerprint reader, required for outdoor installations	\$104.00	NA	NA	NA	NA	

