

# VISION LITES, GLAZING, DOOR EDGES AND LOUVERS FOR DOORS



## FIRE-RATED AND IMPACT-RATED GLASS

Fire/Smoke Listing	Fire Rating	Impact Listing	STC Rating	Description & Testing	Product Name & Order Code
UL & WHI	3 Hour	CAT II	31	<b>Ceramic Glazing - 3/16" (5mm)</b> UL 10C, UBC 7-2 Positive Pressure, CPSC 16CFR 1201	PYRAN® Platinum F (PPF) ▶
UL & WHI	3 Hour	CAT II	35	<b>Ceramic Glazing - 3/16" (5mm)</b> UL 10C, UBC 7-2 Positive Pressure, CPSC 16CFR 1201	KeraShield™ (KFRF) ▶
UL & WHI	90 Min.	CAT II	28	<b>Wire Glass with Safety Film Applied - 1/4" (6mm)</b> UL 10C, UBC 7-2, UBC 7-4 Positive Pressure, CPSC 16CFR 1201	WireShield™ (WS) ▶
UL & WHI	20 Min.	CAT II	32	<b>Tempered Glass—20 Minute Rating 1/4" (6 mm)</b> UL 10C, UBC 7-2 Positive Pressure, CPSC 16CFR 1201	PyroGlasShield™ (PYRO)
UL & WHI	3 Hour	CAT II	37	<b>Two Lites of Laminated Ceramic Glazing - 5/16 (8mm)</b> UL 10C, UBC 7-2 Positive Pressure, CPSC 16CFR 1201	KeraShield FRL™ (KFRF)
UL & WHI	3 Hour	CAT II	38	<b>Ceramic &amp; Safety Glass Laminate - 3/4" (18mm)</b> UL 10C, UBC 7-2 Positive Pressure, CPSC 16CFR 1201	KeraShield FRU™ (KFRU)
UL & WHI	45 Min	CAT II	39	<b>Two Lites of Laminated Safety Glass Separated by an Intumescent Interlayer—3/4" (18mm)</b> UL 10C, UBC 7-2 Positive Pressure, CPSC, 16CFR 1201 <b>This Glazing is Heat-Barrier Rated.</b>	ContraShield™ (CONTRA 45)
UL & WHI	60 Min. 90 Min.	CAT II	40 45	<b>Two or More Lites of Laminated Safety Glass Separated by an Intumescent Interlayer - 1" (25 mm) or 1-1/2" (38 mm)</b> UL 10C, UBC 7-2 Positive Pressure, CPSC, 16CFR 1201 <b>This Glazing is Heat-Barrier Rated</b>	ContraShield™ (CONTRA 60)  (CONTRA 90)
—	—	CAT II	28-37	<b>Single Panel Tempered Safety Glass - 1/4" (6mm)</b> <b>Two Panel Tempered Glass IGU with Air Space 5/8"-1 1/2"</b> CPSC 16CFR 1201	Tempered (TEMP) Insulated Tempered (INSU)

Bullet-Resistant, Leadlined, Laminated Glass Assemblies Available upon Request • Items stocked in one or more of our 10 locations are indicated with this symbol ▶

## A NEW UL-APPROVED PRIVACY OPTION FOR DOORS

### Privacy Screen - A Retrofit Solution to Add Privacy to Any Installed Vision Lite!



Lowers with  
Pulldown  
Bar, Retracts  
with  
Pushbutton



- ◆ Now UL-Listed for Use on up to 90 Minute Fire-Rated Doors
- ◆ Fits Any Manufacturer's Vision Lite
- ◆ Installs Without Tools in Minutes
- ◆ In Sizes up to 30" x 36"
- ◆ Total Blocking of Light and Vision






## VISION LITE PAK™ - Complete Lite, Glass & Tape Combination

Product Name	Vision Frame & Glazing & Tape Applied	Listed	Tested	Individually Boxed
VSL WS PAK ▶	VSL Low Profile Beveled Vision Lite & WireShield Glass	UL	UL10B	
VSL TEMP PAK ▶	VSL Low Profile Beveled Vision Lite & Tempered Glass	---	---	
VSL KFRF PAK ▶	VSL Low Profile Beveled Vision Lite & KeraShield Glass	UL	UL10B	
VSL PPF PAK ▶	VSL Low Profile Beveled Vision Lite & Pyran® Platinum	UL	UL10B	
VLFEZ WS PAK ▶	VLFEZ Beveled Vision Lite & WireShield Glass	UL	UL10B	
VLFEZ TEMP PAK ▶	VLFEZ Beveled Vision Lite & Tempered Glass	---	---	
VLFEZ KFRF PAK ▶	VLFEZ Beveled Vision Lite & KeraShield Glass	UL	UL10B	
VLFEZ PPF PAK ▶	VLFEZ Beveled Vision Lite & Pyran® Platinum F Glass	UL	UL10B	

# VISION LITE FRAMES

Our line of UL and WHI-listed vision lites are available with a wide range of options from our two US manufacturing facilities. We also offer several privacy options including the new Privacy Screen, Integral Miniblinds, Vistamatic® Panels and Vision Lites with integral metal doors.

Take the Guesswork out of Glass Coordination with our "PAK™" option available with many glazing choices. Each PAK includes; Lite Kit, Appropriately-sized Glazing and Pre-applied Glazing Tape. See Pg 1 for More Information.






Description	Model	Features & Options	 
<b>Low Profile Beveled Vision Lite</b> <ul style="list-style-type: none"> <li>• Glass up to 1/4" .....</li> <li>• Glass up to 1" .....</li> <li>• Stainless Steel Finish.....</li> <li>• Round .....</li> <li>• With Mini Blind .....</li> <li>• With Privacy Door.....</li> <li>• Complete with Glass—PAK</li> <li>• With Privacy Screen .....</li> </ul>	<b>VSL ▶</b> <b>VSIG ▶</b> <b>VSLS</b> <b>VSLR ▶</b> <b>VS-IG-MB</b> <b>PDVSL</b>  <b>Add PS</b>	 <b>VSL - Slimline Models</b> Fire-Rated Single-Sided Fastening for 1-3/4" Door Self-Attaching Design 20 Gauge CRS & Continuous Glass Retainer 1-1/4" Trim with Radius Corners, Mitered & Welded 13 Powder coat Finish Colors Optional Stainless Steel, Galvanized or Wood Veneer.	 <b>VSLS- Optional Stainless Finish</b>
<b>Standard Beveled Vision Lite</b> <ul style="list-style-type: none"> <li>• Glass up to 1/4" .....</li> <li>• Glass up to 1" &amp; Oversize Doors.</li> <li>• Stainless Steel Finish.....</li> <li>• With Mini Blind .....</li> <li>• Complete with Glass—PAK</li> <li>• With Privacy Screen .....</li> </ul>	<b>VLFEZ ▶</b> <b>VLFEZIG</b> <b>VLFEZS</b> <b>VLFEZIGMB</b>  <b>Add PS</b>	 <b>VLFEZ Models</b> Fire-Rated Single-Sided Fastening for 1-3/4" Door Self-attaching Design 20 gauge CRS & Continuous Glass Retainer 1-1/4" Trim with Mitered & Welded Corners. 13 Powder coat Finish Colors Optional Stainless Steel, Galvanized or Electro-zinc plating	 <b>VLFEZ - Sand</b>
<b>Standard Vision Lite</b> <ul style="list-style-type: none"> <li>• Glass up to 1/4" .....</li> <li>• Round, Half Circle .....</li> <li>• Radius Corner .....</li> <li>• IG-Glass up to 1 -11/16" &amp; Oversize Doors.....</li> <li>• With Privacy Door .....</li> <li>• With Security Grille .....</li> <li>• Security w/wo Speaker Panel ...</li> <li>• Custom Shapes</li> <li>• With Privacy Screen.....</li> </ul>	<b>VLF</b> <b>VLFR ▶ VLFRD</b> <b>VLFRFC, VLFRI</b>  <b>VLFIG</b> <b>VLFPVC</b> <b>VLFSG</b> <b>VLF-S10, SP</b>  <b>Add PS</b>	 <b>VLF Models</b> Fire-Rated Thru-Bolt Installation 18 gauge CRS, 1-1/4" Trim with Radius Corners, Mitered & Welded 13 Powder coat Finish Colors Optional Stainless Steel, Galvanized or Electro-zinc plating.	 <b>VLF</b>
<b>Hurricane &amp; High Wind Velocity</b> <ul style="list-style-type: none"> <li>• Galvanneal - 20 Gauge with Polycarbonate Glazing.....</li> <li>• Galvanneal -18 Gauge w/Glass Laminate.....</li> <li>• Galvanized - 18 Gauge with Fire-Rated Glass Laminate.....</li> </ul>	<b>VLFEZHRC</b>  <b>VLFIGHRC</b>  <b>VLFIGHRC-F</b>	 <b>Hurricane-Rated Models</b> Models Severe Windstorm-Approved: ANSI A250.13, ASTM E330, E1886, E1996 350 ft/lb Impact, Missile Level D Structural <b>Model VLFEZHRC Has Miami-Dade Code Approval 3/3/2015!</b> See Data Sheets for Complete Information and Certifications	 <b>VLFEZHRC</b>
<b>Specialty Vision Lites</b> <ul style="list-style-type: none"> <li>• Vision Lites with Mullions.....</li> <li>• Framed Mullions for Transoms....</li> <li>• 10 Gauge Security Frames.....</li> <li>• Security Frame with 12 ga Grille..</li> <li>• Vision Lite with Miniblind.....</li> <li>• Double Glazing (VLFDG).....</li> </ul>	<b>FRM</b> <b>VLFS10, SP</b> <b>VLFSG</b> <b>VLFEZMB</b> <b>VLFDG</b>	 <b>Security Frame 10 Gauge</b>  <b>Security Frame With 12 Ga Grille</b>	 <b>Double Glazing      Mullions</b>

Items stocked in one or more of our 10 locations are indicated with this symbol ▶

# DOOR LOUVERS

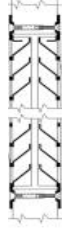


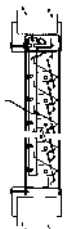


Our door louvers line features a wide variety of sizes and blade configurations to meet needs for fire-rated, non-vision, adjustability and mounting specifications. Most Door Louvers are also available in stainless steel, electro-galvanized or galvanized sheet for corrosion and moisture-resistance and multiple finish colors.

Items stocked in one or more of our 10 locations are indicated with this symbol ►

Description	Model	Features & Options	
<p><b>Inverted V-Blade</b></p> <ul style="list-style-type: none"> <li>• Steel - 20 Gauge.....</li> <li>• 16 Gauge Steel.....</li> <li>• 20 Gauge Stainless .....</li> <li>• Galvanneal .....</li> <li>• Electro-Galvanized.....</li> </ul> <hr/> <ul style="list-style-type: none"> <li>• Aluminum - .050".....</li> </ul>	<p>600A 600A 16G 600AS 600AJ 600AE</p> <p>1300A</p>	<p>1/2" Blade Spacing in Welded Frame 1-3/8-1-3/4" Doors in Sizes up to 24" x 80" Non-Vision Construction - 60% Free Area 4 Mounting Options Including Core Unit Only and Single-Sided Fastening "A1" Style Frame is Self-Attaching</p> <p><b>600:</b> 13 Powder coat Finish Colors <b>1300:</b> Silver Powder Coat Finish</p>	 <p>1300A1 &amp; 600A1</p>
<p><b>Inverted Split Y-Blade</b></p> <ul style="list-style-type: none"> <li>• Steel - 18 Gauge.....</li> <li>• Galvanneal .....</li> <li>• Electro-Galvanized.....</li> </ul> <hr/> <ul style="list-style-type: none"> <li>• Steel - 18 Gauge for Hollow Metal Frames &amp; Transoms.....</li> <li>• Galvanneal .....</li> <li>• Electro-Galvanized.....</li> </ul>	<p>700A► 700AJ 700AE</p> <p>700TL 700TLJ 700TLE</p>	<p>1" Blade Spacing in Welded Frame Non-Vision Construction - 50% Free Area 13 Powder coat Finish Colors</p> <p><b>Model 700A:</b> Minimum 1-3/8" Thick Door Sizes up to 48" x 80". Thru-bolt Installation.</p> <p><b>Model 700TL:</b> Louver in "U" Channel Frame Designed for Hollow Metal Transoms or Frames - Sizes up to 36" x 36". (Multiple Sections can be combined)</p>	 <p>700A 2436G</p> <p>700A 700TL</p>
<p><b>Standard Z-Blade</b></p> <ul style="list-style-type: none"> <li>• Steel - 18 Gauge Frame, 20 Gauge Blades .....</li> <li>• 16 Gauge Steel.....</li> <li>• 18 Gauge Stainless .....</li> <li>• Galvanneal .....</li> <li>• Electro-Galvanized.....</li> </ul> <hr/> <ul style="list-style-type: none"> <li>• Galvanneal 20 Gauge Frame, 18 Gauge Blades..</li> <li>• 16 Gauge Steel.....</li> <li>• 18 Gauge Stainless .....</li> </ul>	<p>900A</p> <p>900A 16G 900AS 900AJ 900E</p> <p>900FPL 900FPL 16G 900FPLS</p>	<p><b>Model 900:</b> 1" Blade Spacing in Welded Frame. Non-Vision Construction - 43% Free Area. 1-3/8-1-3/4" Doors in Sizes up to 48" x 80". 13 Powder coat Finish Colors 4 Mounting Options Including Core Unit Only and Single-Sided Fastening A1 Style Frame is Self-Attaching</p> <p><b>Model 900FPL:</b> 2 1/4" Blade Spacing in Welded Frame. 1-3/4" Doors in sizes up to 36" x 84". 20 Gauge Frame with 18 Gauge Blades. Self-Attaching, Single Side Fastening. Galvanized Bird Screen.</p>	 <p>900A1 &amp; 900FPL</p> <p>900A1</p>
<p><b>Inverted Y-Blade</b></p> <ul style="list-style-type: none"> <li>• Steel - 18 Gauge .....</li> <li>• 18 Gauge Stainless Frame with 20 Gauge Blades .....</li> <li>• Galvanneal .....</li> <li>• Electro-Galvanized.....</li> <li>• 16 Gauge Steel.....</li> </ul>	<p>800A►</p> <p>800AS 800J 800E 800 16G</p>	<p>1" Blade Spacing in Welded Frame Non-Vision Construction - 50% Free Area 13 Powder coat Finish Colors</p> <p><b>Model 800:</b> 1-3/8-1-3/4" Doors in Sizes up to 48" x 80". 4 Mounting Options Including Core Unit Only and Single-Sided Fastening A1 Style Frame is Self-Attaching</p>	 <p>800A1 in Optional Stainless</p> <p>800A1 3650 B</p> <p>800A1</p>
<p><b>Overlapping Channel Blades</b></p> <ul style="list-style-type: none"> <li>• Steel - 18 Gauge.....</li> <li>• Galvanneal .....</li> <li>• Electro-Galvanized.....</li> </ul>	<p>1000A 1000AJ 1000AE</p>	<p>Overlapping Blades with 1/2" Blade Spacing in Welded Frame. Lightproof for Darkrooms and X-ray Rooms. 1-3/8-1-3/4" Doors in Sizes up to 50" X 70". 3 Mounting Options Including Core Unit Only and Single-Sided Fastening with Matte Black Powder coat Finish.</p>	 <p>1000A</p>

# DOOR LOUVERS, EDGES & ASTRAGALS

Faster Shipping! Air Louvers has 10 shipping locations for our most popular vision and lite kits. In addition to our manufacturing locations in Commerce, CA and Bloomington, MN, we have 8 warehouse locations in Lancaster PA, Chicago IL, Atlanta GA, Grand Prairie TX, Fort Myers FL, Fargo ND, Omaha NE & Seattle WA. **Items stocked in one or more of our 10 locations are indicated with this symbol ▶**

Description	Model	Features & Options	
<b>Inverted Y-Blades with Security Grille: Detention</b> <ul style="list-style-type: none"> <li>Steel - 18 Gauge With 12 Gauge Grille.....</li> <li>Stainless Steel.....</li> <li>Electro-Zinc-Plated.....</li> </ul>	<b>1500A</b> <b>1500AS</b> <b>1500AE</b>	2 Rows of Inverted, Split "Y" Blades with 1" Blade Spacing in Welded Frame. Security Grille on Interior and Exterior with 13/16" Openings. Non-Vision Construction - 40% Free Area. 13 Powder coat Finish Colors. Thru-bolt Mounting in 1-3/4" Doors. Sizes to 36" x 80"	  <p>1500A</p>
<b>Adjustable Z-Blades</b> <ul style="list-style-type: none"> <li>Single Louver - 16 Gauge.....</li> <li>Stainless Steel.....</li> <li>Electro-Galvanized.....</li> </ul> <hr/> <ul style="list-style-type: none"> <li>Twin Louver - 18 Gauge .....</li> <li>Stainless Steel.....</li> <li>Electro-Galvanized.....</li> </ul>	<b>1100A</b> <b>1100AS</b> <b>1100AE</b> <hr/> <b>1200A</b> <b>1200AS</b> <b>1200AE</b>	Manually-Operated Louver with 1" Blade Spacing in Welded Frame. 13 Powder coat Finish Colors. <b>Model 1100:</b> 1-3/8"-1-3/4" Doors. Mounting Options Including Core Unit Only and Single-Sided Fastening. "A" Style Frame is Self-Attaching. Sizes to 24" x 30". <b>Model 1200:</b> 1-3/4" Minimum Doors. 2 Sided Fastening. Louver on 2nd Side is Fixed. Sizes to 24" x 36"	  <p>1100A 1200A</p>
<b>Storm-proof Z-Blades</b> <ul style="list-style-type: none"> <li>Aluminum .063".....</li> </ul>	<b>1400A</b>	Storm-proof Louver with Water Baffle Blades at 1-5/8" Intervals. Non-vision Design with 35% free area. Thru-bolt Fastening and Mill Finish. Optional Insect, Bird Screens. Sizes to 36" x 80"	  <p>1400A</p>
<b>Fire-Rated Adjustable Z-Blades</b>    <ul style="list-style-type: none"> <li>Steel - 18 Gauge Frame with 16 Gauge Blades.....</li> <li>Stainless Steel.....</li> <li>Electro-Galvanized.....</li> <li>Steel - 18 Gauge Frame with 16 Gauge Blades &amp; 12 Gauge Grille.....</li> <li>Stainless Steel.....</li> <li>Electro-Galvanized.....</li> </ul>	<b>1900A ▶</b> <b>1900AS</b> <b>1900E</b> <hr/> <b>1900ASG</b> <b>1900ASGS</b> <b>1900ASGE</b>	<b>Model 1900:</b> Manually-Operated Louver at 1" Intervals in Welded Frame. Listed for up to 1-1/2 Hour Rating. Self-closing Mechanism with Fusible Link Activation. Self-Attaching to 1-3/4" Doors with Single-Sided Fastening. 13 Powder coat Finish Colors. Sizes to 24" x 24". <b>Model 1900ASG:</b> Security Grille is Welded to Exterior of Louver with 13/16" Openings.	  <p>1900ASG &amp; 1900A in Optional Stainless 1900A</p>
<b>Hurricane-Rated Inverted Y-Blade Louver with Grille</b>   <ul style="list-style-type: none"> <li>Steel - 18 Gauge with Frame 12 Gauge Grille.....</li> <li>Stainless Steel.....</li> </ul>	<b>1500A-HRC</b> <b>1500A-HRCS</b>	<b>Florida Building Code Approved - File # FL13341.</b> WHI-listed for 350 ft/lb Impact Rating for Severe Windstorms. Louvers at 1" Intervals in Welded Frame with Protective Storm Grille Welded to Interior and Exterior of Louver with 13/16" Openings. Electro-galvanized Finish for Corrosion-Resistance & Exterior Use. Thru-bolt Installation.	 

## METAL EDGES & ASTRAGALS FOR DOORS

Choose from a selection of door edges & astragals for 1-3/4" doors for the best solution to your door protection problems. Many configurations are available, and we can also customize your order with special paint colors, cut-outs or lengths in our fabrication facility. Check out our line of stainless steel hinge guards too. View all of our door edges online at [WWW.ACTIVARCPG.COM/AIR-LOUVERS](http://WWW.ACTIVARCPG.COM/AIR-LOUVERS)

The Activar Construction Product Group is a dynamic group of 6 companies that combine resources, innovation and experience to serve the commercial construction industry. Air Louvers offers a wide variety of metal vision lites & louvers, specialized glass, astragals, and metal edging for both wood and hollow metal doors. Hiawatha Inc. has provided high-quality architectural door hardware and components for over 50 years. For over 65 years, J.L. Industries, Samson Products, RoofTop Accessories and Thomas Enterprises have manufactured and distributed some of the leading lines of fire protection products including a full line of fire extinguishers and cabinets, AEDs and cabinets plus valve and hose cabinets. They also offer rated and non-rated access panels, roof accessories, corner guards, detention products and entrance floor mats & gratings. Now Shipping From 10 locations: Bloomington MN, Commerce CA, Ft Myers FL, Chicago IL, Lancaster, PA, Dallas, TX, Atlanta, GA, Fargo ND, Omaha NE and Seattle WA.



3/25/2016