

## Marketing Bulletin

---

<b>Brand/product</b>	Schlage
<b>Date</b>	January 9, 2017
<b>Subject</b>	Schlage Price Book Updates – 1/2017

---


The following updates were made to the Schlage Price book for Q1 2017:

1. Added 622 Matte Black to the AL product line – pg. 73, 76, 79-83
2. Updated lever style availability for Schlage Core levers – pg. 109
3. Corrected the Kit descriptions for Outside/Inside – pg. 110
4. Adjusted the launch timeframe for new components - pgs. 110-111
5. Modified the description for N223-063 to clarify that it is a Vandlgard assembly. – pg. 113
6. Corrected quantities for C203-312 to two (2) – pgs. 123, 271
7. Updated the description of 10-104 – pg. 143
8. Added note “specify handing” on LM/LMV9380 – pg. 158
9. Added 622 Matte Black finish to L series mortise lock – pg. 151, 161, 163, 165, 167, 169, 178, 179, 180, 181, 182, 183, 184, 185, 186, 192
10. Added 622 Matte Black finish to LM9200 multipoint lock – pg. 197, 201, 203, 205, 207, 211, 212, 213, 214
11. Expanded availability of RX, LX, DPS and DM options. Deleted old L283-239 and L283-263 option – pg.175
12. Corrected description for L283-177 and L283-180 – pg.187
13. Added note "LM9200 only available for US and Canada" – pg.197
14. Added note “specify handing” on LM9200 – pg. 198
15. Corrected list pricing for 30-021 cylinder – pg. 314
16. Removed finishes not available – pg. 328
17. Removed ward ring p/n C503-833 – pg. PG. 338
18. Corrected list price for A508-653 – pg. 344
19. Corrected part number for Everest 29 Shim 40-225 – pg. 353
20. Corrected pricing for 50-600 KSC Chart – pg.370
21. Updated lever part numbers in the index – pg. 415
22. Updated lever part numbers in the index – pg. 427
23. Updated S306-151 description – pg. 252
24. Updated Torx Screw Packs quantities – pg. 423



# Price book 4

Effective October 3, 2016 • Rev 1/17



**This price list supersedes and cancels all previous price lists. Prices shown are subject to change without notice.**

**Administrative Offices**

Allegion Administrative Office  
11819 N. Pennsylvania St.  
Carmel, IN 46032  
allegion.com/us

**Placing orders**

You can place orders with Allegion via the fax numbers or emails listed below:

Mechanical Locks & Key Systems  
Fax#: 1-800-452-0665

Email: Order\_Entry\_Schlage\_Commercial@allegion.com

Residential Locks

Fax#: 1-800-366-5625

Email: Res\_Contact\_Center@allegion.com

FastTrack

Fax#: 1-800-288-4242

Email: Order\_Fasttrack@allegion.com

**Customer Care**

Our Customer Care Representatives are available for questions or assistance.

You can reach them at **877-671-7011** (Press 1 for Sales Support | Press 2 for Product Support | Press 3 for SSC) or through the email addresses listed below:

**Sales Support**

**Carolinas**

(North Carolina, South Carolina, Virginia)  
Carolinas\_Sales\_Support@allegion.com

**Central**

(Arkansas, Illinois, Iowa, Kansas, Missouri, Nebraska, Oklahoma)  
Central\_Sales\_Support@allegion.com

**Chicago**

(Illinois-Northern, Wisconsin)  
Chicago\_Sales\_Support@allegion.com

**Florida**

Florida\_Sales\_Support@allegion.com

**Great Lakes**

(New York, Pennsylvania)  
Great\_Lakes\_Sales\_Support@allegion.com

**Metro New York**

Metro\_New\_York\_Sales\_Support@allegion.com

**Michigan**

Michigan\_Sales\_Support@allegion.com

**Mid Atlantic**

(Delaware, Maryland, New Jersey)  
Mid\_Atlantic\_Sales\_Support@allegion.com

**Midwest**

(Indiana, Kentucky, Ohio, West Virginia)  
Midwest\_Sales\_Support@allegion.com

**Mountain States**

(Colorado, Idaho, Montana, Nevada, Utah, Wyoming)  
Mountain\_States\_Sales\_Support@allegion.com

**New England**

(Connecticut, Main, Massachusetts, New Hampshire, Rhode Island, Vermont)  
New\_England\_Sales\_Support@allegion.com

**North Central**

(Minnesota, North Dakota, South Dakota)  
North\_Central\_Sales\_Support@allegion.com

**Northern California**

Northern\_California\_Sales\_Support@allegion.com

**Northwest**

(Alaska, Oregon, Washington)  
Northwest\_Sales\_Support@allegion.com

**South**

(Alabama, Georgia, Louisiana, Mississippi, Tennessee)  
South\_Sales\_Support@allegion.com

**Southern California**

(California-Southern, Hawaii)  
Southern\_California\_Sales\_Support@allegion.com

**Southwest**

(Arizona, New Mexico)  
Southwest\_Sales\_Support@allegion.com

**Texas**

Texas\_Sales\_Support@allegion.com

**Technical Product Support**

**Mechanical Locks/Keying Systems**

Mechanical\_Locks\_TechProdSupport@allegion.com

**Request for Quote**

**Carolinas**

(North Carolina, South Carolina, Virginia)  
Carolinas.Quotes@allegion.com

**Central**

(Arkansas, Illinois, Iowa, Kansas, Missouri, Nebraska, Oklahoma)  
Central.Quotes@allegion.com

**Chicago**

(Illinois-Northern, Wisconsin)  
Chicago.Quotes@allegion.com

**Florida**

Florida.Quotes@allegion.com

**Great Lakes**

(New York, Pennsylvania)  
GreatLakes.Quotes@allegion.com

**Metro New York**

Metro.Quotes@allegion.com

**Michigan**

Michigan.Quotes@allegion.com

**Mid Atlantic**

(Delaware, Maryland, New Jersey)  
MidAtlantic.Quotes@allegion.com

**Midwest**

(Indiana, Kentucky, Ohio, West Virginia)  
Midwest.Quotes@allegion.com

**Mountain States**

(Colorado, Idaho, Montana, Nevada, Utah, Wyoming)  
Mtn.States.Quotes@allegion.com

**New England**

(Connecticut, Main, Massachusetts, New Hampshire, Rhode Island, Vermont)  
NewEngland.Quotes@allegion.com

**North Central**

(Minnesota, North Dakota, South Dakota)  
NorthCentral.Quotes@allegion.com

**Northern California**

NoCal.Quotes@allegion.com

**Northwest**

(Alaska, Oregon, Washington)  
Northwest.Quotes@allegion.com

**South**

(Alabama, Georgia, Louisiana, Mississippi, Tennessee)  
South.Quotes@allegion.com

**Southern California**

(California-Southern, Hawaii)  
SoCal.Quotes@allegion.com

**Southwest**

(Arizona, New Mexico)  
Southwest.Quotes@allegion.com

**Texas**

Texas.Quotes@allegion.com

<b>Terms &amp; Conditions</b> .....	<b>10-28</b>
Allegion General Terms & Conditions.....	10
Schlage Standard Terms .....	14
Product Warranties .....	17
Commercial Applications.....	17
Residential Applications .....	17
Distributor Function and Location Policy ...	18
Cylinder Policies.....	21
Primus® Sales Policy .....	21
Everest® Sales Policy .....	21
Everest Small Format Interchangeable	
Core Key Control Policies .....	21
Restricted Keyway Policy.....	21
Construction Core Program Policy .....	21
Master Key Shipment Policy.....	23
Hardware Finishes .....	24
<b>Forms &amp; Examples</b> .....	<b>29-56</b>
How To Order .....	30
Ordering Examples.....	31
Order Forms.....	32
Using Order Forms .....	33
Sequential List of Order Forms .....	34

<b>CYLINDRICAL</b> .....	<b>57-112</b>
<b>A-Series</b> .....	<b>57-70</b>
Functions .....	60
Complete Locks .....	61
Options .....	63
Parts .....	65
<b>AL-Series</b> .....	<b>71-84</b>
Functions .....	74
Complete Locks .....	75
Options .....	77
Parts .....	79
<b>D-Series Knobs</b> .....	<b>85-96</b>
Functions .....	88
Complete Locks .....	89
Options .....	91
Parts .....	94
<b>ND-Series Levers</b> .....	<b>97-111</b>
Functions .....	100
Complete Locks .....	103
Options .....	105
Parts .....	110

<b>DEADBOLT</b> .....	<b>115-148</b>
<b>B250-Series</b> .....	<b>115-124</b>
Functions .....	118
Complete Locks .....	119
Options .....	120
Parts .....	121
<b>B500-Series</b> .....	<b>125-136</b>
Functions .....	128
Complete Locks .....	129
Options .....	130
Parts .....	132
<b>B600/700/800-Series</b> .....	<b>137-148</b>
Functions .....	140
Complete Locks .....	141
Options .....	142
Parts .....	143

<b>MORTISE</b> .....	<b>149-194</b>
<b>L-Series</b> .....	<b>149-194</b>
Functions .....	152
Complete Locks .....	152
Options .....	170
Distributor Pack Program .....	176
Parts .....	181

<b>MULTIPOINT</b> .....	<b>195-218</b>
<b>LM9200-Series</b> .....	<b>198-218</b>
Functions .....	198
Complete Locks .....	200
Options .....	208
Parts .....	211



# Table of Contents

## INTERCONNECTED ..... 219-252

<b>CS210-Series</b> .....	<b>219-252</b>
Functions .....	222
Complete Locks .....	223
Options .....	226
Parts .....	227
<b>H-Series</b> .....	<b>229-242</b>
Functions .....	232
Complete Locks .....	233
Options .....	234
Parts .....	235
<b>S200-Series</b> .....	<b>243-252</b>
Functions .....	246
Complete Locks .....	247
<b>Options</b> .....	<b>249</b>
Parts .....	250

## TUBULAR ..... 253-272

<b>LT-Series</b> .....	<b>253-262</b>
Functions .....	256
Complete Locks .....	256
Options .....	260
Parts .....	261
<b>S-Series</b> .....	<b>263-272</b>
Functions .....	266
Complete Locks .....	267
Options .....	269
Parts .....	270

## SPECIALTY ..... 273-284

<b>HL-Series</b> .....	<b>273-284</b>
Functions .....	276
Parts .....	280

## PORTABLE SECURITY ..... 285-298

<b>Portable Security</b> .....	<b>284-298</b>
PL Series Cross Reference .....	288
Key-In-Knob with Cylinder .....	289
Key-In-Knob Less Cylinder .....	290
SFIC Less Cylinder .....	291
Full Size IC Core .....	292
Custom Engraving Brass Padlocks and Chrome Plated Brass Padlocks .....	293
Parts and Accessories .....	294
Flex Security .....	296

## CYLINDERS / KEYS / AUXILIARY 299-412

<b>Cylinders</b> .....	<b>299-356</b>
Multiple Tailpiece Cylinders .....	302
Bulk Pack Cylinders .....	303
Primus Cylinders-Sub-Assembled .....	307
A & H, AL, CL, D, ND, F, FA, PL, S & S200 .....	308
B500 .....	316
B250, B400, E/B, F100, H, MD, S200 .....	318
B600/700/800 .....	322
Mortise .....	326
Schlage cylinders for Falcon & Von Duprin .....	337
Rim Cylinders .....	339
Interchangeable Cores .....	341
Competitor Retrofit Cylinders .....	343
Letter/Mail Box .....	348
Special Cylinders .....	349
Pins, Springs & Pinning Components .....	350
Plugs .....	354
Shells .....	356
<b>Keys &amp; Keying</b> .....	<b>357-404</b>
Keys Ordered Separately .....	360
Key Stamping .....	375
Cylinder Stamping .....	376
Construction Core Program .....	377
Keying Charges .....	379
SITEMASTER 200® .....	382
<b>CL-Series</b> .....	<b>405-412</b>
Complete Locks .....	408
Options .....	409

## TOOLS AND KITS ..... 413-422

<b>Tools &amp; Kits</b> .....	<b>413-421</b>
Keying Tools & Kits .....	415
Tools .....	418
Kits .....	419
<b>Merchandising Aids</b> .....	<b>423-426</b>
Display Mounts .....	424
Miscellaneous .....	426

## PARTS INDEX ..... 427-442

<b>Index</b> .....	<b>427-442</b>
--------------------	----------------

	Ordering Options	Form Name and Number	Notes
<b>Commercial Products *</b>	<b>1. Standard Orders</b> These orders are for the comprehensive listing of the current product offering shown in this price book.	<b>Your Purchase Order</b> See information required on your order in "Forms & Examples" price book tab.	All orders will be processed based on normal factory lead times. An anticipated ship date will be included with each order acknowledgement.
	<b>2. Schlage Innovation Center Orders (RFQ)</b> These orders are for Request For Quote (RFQ) orders which are not covered in the price book and are subject to longer lead times. These orders may not be combined with any Master Keyed or Non-Master Keyed products. Use this process for custom logo requests.	<b>Schlage Innovations Center Product Request Form</b> See the "Innovation Center Product Request Process" on Page 6.	These products are not in the price book and must be requested for consideration. Instructions are included in the Innovations Center Product Request Process in this section.
	<b>3. FastTrack Orders</b> These orders are for products in the FastTrack price book and qualify for expedited order processing. This program includes Schlage and Allegion brand products. Please consult your sales representative for FastTrack program availability in your area.	Refer to FastTrack price book.	See current FastTrack price book. Phone number 1-877-671-7011 or fax number 1-800-288-4242.
<b>Keys</b>	<b>1. Master Keyed Orders</b> These orders are subject to standard lead time and process. Please attach the necessary forms if a restricted key system or Primus order.	<b>Master Keyed Order Form</b> ms-i100.01 Rev. 3/14 ms-i100.02 Rev. 3/14 ms-i150 Rev. 3/14	Use of order forms other than Schlage order forms can result in an increased lead time. An anticipated ship date will be included with each order acknowledgement.
	<b>2. Non-Master Keyed Orders</b> These orders are subject to standard lead time and process. If you are ordering a restricted key system or Primus order, please attach the necessary forms.	<b>Non-Master Keyed Order Form</b> ms-i250 Rev. 3/14 ms-i300 Rev. 3/14	Use of order forms other than Schlage order forms can result in an increased lead time.
	<b>3. Primus Face Sheet</b> Original signed form must accompany any Primus or Primus XP level 3, 4, or 9 order.	<b>Primus Face Sheet</b> ms-e120 Rev. 3/14	Must submit original forms, copies are not accepted.
	<b>4. Primus Signature Card</b> Original signed form must accompany any NEW Primus or Primus XP level 3, 4, or 9 order.	<b>Primus Signature Form</b> ms-e130 Rev. 03/14	Please make sure the form identifies the key system as NEW or EXISTING. If removeable cores, make sure control keys are ordered. Do not forget to mark the type of keys, stamping information, etc.
	<b>5. Key System Summary</b> Please fill in all appropriate fields. Contact your local SSC sales office for help.	<b>Key System Summary</b> ms-i200 Rev. 3/14 All 4 Pages	All orders will be processed based on normal factory lead times. An anticipated ship date will be included with each order acknowledgement.
<b>Residential</b>	<b>1. Standard Order Plan</b> All residential Schlage, and Dexter by Schlage products currently listed in this price book.	<b>Your Purchase Order</b> see information required on your order in "Forms & Examples" price book tab.	All orders will be processed based on normal factory lead times. An anticipated ship date will be included with each order acknowledgement.

# How to Use the Price Book

---

## Standard Products

In each tabbed section of this Price Book you will find a comprehensive listing of our current offering per product series. Products should be ordered via the traditional method by designating the product, design, finish, handing, and options for each line item (refer to “How to Order” in the Forms & Examples section of the price book). All orders will be processed based on normal factory lead times. These lead times vary throughout the year and are affected by production volumes, supplier schedules and quantity demands. An anticipated ship date will be included with each order acknowledgement.

Some of the products listed in these sections require extended lead times. You will find the hourglass symbol (⌚) associated with products that require extended lead times so that you are aware of this condition prior to placing your order. Products included in this classification are those items that represent a unique combination of product attributes (i.e. finish, trim, function, etc.) that typically require additional manufacturing care and attention. Products marked “⌚” will routinely exceed normal factory lead times and anticipated ship dates will be indicated with each order acknowledgement.

## Schlage Innovation Center Product Request Process

Schlage Innovation Products are products that are not in the price book and are formally requested through the Schlage Innovation Center Product Request Process. Examples of these products include:

- Products which at one time were offered for sale by Schlage but are no longer available in the current price book.
- Finishes not listed as standard for a product in the price book.
- “True” custom products, which are new variations on current or past products.
- Custom logo requests.

### How to Request a Quote for a Custom Lock Product

- Custom lock products can only be ordered by and shipped to current Allegion Channel Partners
- Innovation Center Product Request Form can be obtained by:
  - Sending an email request to [Mechanical\\_Locks\\_TechProdSupport@allegion.com](mailto:Mechanical_Locks_TechProdSupport@allegion.com)
  - Searching Knowledge Center tool at <http://kc.allegion.com/> for Innovation Center Product Request Form
  - Contact Schlage Product Support at 877-671-7011, option 2, option 1
- Send the completed request form to [Mechanical\\_Locks\\_TechProdSupport@allegion.com](mailto:Mechanical_Locks_TechProdSupport@allegion.com)
- Upon receipt the Innovation Center Product Request Form coordinator will assign an RFQ#, review, and clarify the request as needed
- Within 5-working days your request will be either denied or approved
  - If approved, Schlage will communicate the RFQ#, NET pricing, and lead time
  - If denied you will be notified with an explanation
- RFQ# is valid for 6 months
- To place an order submit the approved RFQ form and purchase order with the RFQ# prominently displayed to [Order\\_Entry\\_Schlage\\_Commercial@allegion.com](mailto:Order_Entry_Schlage_Commercial@allegion.com)
- Changes to the original request after a quote approval may incur additional charges and affect lead time
  - Prior to PO submittal send all change requests to [Mechanical\\_Locks\\_TechProdSupport@allegion.com](mailto:Mechanical_Locks_TechProdSupport@allegion.com)
- RFQ items must be ordered on a separate stand-alone purchase order and cannot be on an order with NON-RFQ items

For additional information, please contact Technical Product Support at 877-671-7011.

## Commercial Master Keyed Orders

MASTER KEYED ORDERS	LEAD TIMES
<b>Schlage Forms</b> (MS-I200, MS-I100, MS-I150) <b>Non-Schlage Forms</b>	<div style="border: 1px solid black; padding: 2px; display: inline-block;">Factory Lead Time</div>
	<div style="border: 1px solid black; padding: 2px; display: inline-block;">Extended Lead Time</div>
	Additional 5 Working Days Minimum

In an effort to expedite the process of managing our growing volume of Master Keyed order requests, Master Keyed orders submitted in the following choice of formats will receive factory lead times based on the following criteria:

- Orders submitted on the Key System Summary form (MS-I200) and the Master Keyed Order forms (MS-I100 and MS-I150)

OR

- Orders submitted on the Key System Summary form (MS-I200) and your purchase order with information specified in the following sequence:



Qty	Product	Design	Finish	Hand	Latch	Strike	Add'l Details
<b>Door Detail Information</b>				<b>DHI Key Symbol</b>			

Lead times for Master Keyed orders in any other format will be extended at least 5 additional working days. In all cases, allow additional lead time for clarifications and complex keying requirements. The Master Keyed order forms are located in the Forms & Examples/Keys and Keying sections of the price book. For your convenience you can download the Master Keyed order forms from our web site at [allegion.com/us](http://allegion.com/us)

## Residential Keying

**Residential Master Key (RMK):** RMK is a single key that will grant access to all opening with in the facility (i.e. master key). Additionally, each tenant would need to be provided with a key that will grant them access to their apartment only. The same keying situation would exist in any form of a multi family housing complex.

**Residential Construction Keying (RCK):** RCK (also referred to as loss ball) by design allows the use of a temporary master key during the construction phase of a project. At the end of the construction phase, the use of the homeowner key will trigger the lost ball construction device, thus eliminating the temporary master key used during construction.

Common Pricing Information	
1.	Locks are furnished with standard features unless otherwise specified.
2.	Door thickness is 1 ¾" unless otherwise specified.
3.	Split finishes and designs will be priced at the highest list price of the design and/or finish.
4.	Engineering specials are denoted by a part number beginning with "X" and are not subject to standard discounting.
5.	 denotes a lock or part that requires an extended lead time.
6.	 denotes a handed product and requires handing to be specified.
7.	For all restricted keyways (Everest D, Everest 29 T, Quad, Numbered, Reversed) add \$15.00. This does not apply to Primus cylinders. See Terms and Conditions for ordering information and requirements.
8.	Locks, keys and cylinders containing restricted keyways require additional documentation to order. Please see Terms and Conditions for the specific requirements.
9.	Keyway must be specified for keyed functions and cylinders. If not specified, default keyway will be S123 for KA, KD and 0-bitted product and S145 for Factory managed masterkey systems.
10.	Multiple keying options are available. Locks and cylinders are furnished KD unless otherwise specified or excepted by notation.
11.	Control Keys for permanent and construction cores are not included with the lock or cylinder and must be ordered separately.
12.	Locks specified with "C" keyway and KD or 0-bitted will receive 6 pin cylinders.
13.	Full Size Interchangeable Cores (FSIC) are furnished 1-bitted unless otherwise specified. If 0-bitted is selected, the order will be entered as 1-bitted. This does not apply to FSIC Primus® cores.
14.	Conventional cylinders, Primus cylinders (conventional and FSIC) can be supplied 0-bitted. If 1-bitted is selected, the order will be entered as 0-bitted.
15.	Available plug face finishes are 606 and 626. For brass or bronze finish colors, the plug face finish is 606. For chrome, nickel or stainless steel finish colors, the plug face finish is 626.
16.	Specify LKB if 0-bitted Primus cylinders are required "Less Key Blanks." Deduct <b>\$14.60</b> per cylinder.
17.	Cut keys ordered with locks are priced according to appropriate extra cut key charge listed on page Keys-26
18.	Grand master sections L, LP (Primus) and Y are supplied in stainless steel only and are recommended to be cut at the factory only
18.	Stamping standards and charges are listed on page Keys-18
20.	Keying services and associated charges are listed on page Keys-22
21.	All Primus 1+ key orders must contain the locksmith ID
22.	All restricted key orders are subject to the restricted keyway sales policies are listed in Terms & Conditions
23.	For hotel function cylinders: Not available in Primus. Furnished 0-bitted. Emergency keys must be ordered separately.
24.	Locks and cylinders will be furnished with 2 keys each as standard. Additional keys will be charge at the additional cut keys charge appropriate for the cylinder/key type

<b>Table of Contents</b>	
<b>General Terms and Conditions for Sales and Service</b>	<b>Terms-2</b>
<b>Standard Schlage Product Terms and Conditions</b>	<b>Terms-6</b>
<b>Product Warranties</b>	<b>Terms-9</b>
Commercial Applications .....	Terms-9
Residential Applications.....	Terms-10
<b>Distributor Function and Location Policy</b>	<b>Terms-10</b>
<b>Cylinder Policies</b>	<b>Terms-11</b>
Schlage Key Systems .....	Terms-11
Restricted Keyway Policy .....	Terms-12
Construction Core Program Policy .....	Terms-13
Primus® Sales Policy .....	Terms-13
<b>Master Key Shipment Policy</b>	<b>Terms-15</b>
<b>Hardware Finishes</b>	<b>Terms-16</b>
<b>How To Order</b>	<b>Forms and Examples</b>

## Allegion General Terms and Conditions of Sale and Service

**1. GENERAL/ACCEPTANCE.** (a) This Agreement contains the only terms and conditions by which Company will quote and sell Deliverables to Customer; (b) The terms "purchase order" or "order" for the purposes of this Agreement include the term "request for quotation," as appropriate; (c) This Agreement supersedes all pre-printed or boilerplate terms and conditions set forth in any purchase order issued by Customer; (d) No reference herein to Customer's purchase order will in any way incorporate different or additional terms and conditions, all of which Company hereby expressly objects to; (e) **ANY ACCEPTANCE BY COMPANY OF CUSTOMER'S PURCHASE ORDER IS EXPRESSLY CONDITIONED ON THE CUSTOMER'S ASSENT TO AND ACCEPTANCE OF THE TERMS AND CONDITIONS CONTAINED IN THIS AGREEMENT;** (f) Company reserves the right to decline any order, in whole or in part, for any reason.

### 2. ORDERS.

a. **Order Processing.** When Customer wishes to place an order for Deliverables, it will deliver to Company a purchase order. All such purchase orders must (i) be in a written format acceptable to Company, (ii) be legible, (iii) include a purchase order number, (iv) include Customer's account number, invoice address, ship to address, shipping method, shipper's letter of instruction for international shipments, part number, pricing, and designated contact information, (v) include, if applicable, any special configuration ID numbers, necessary programming information, special factory instructions, and requested specifications regarding a particular finish, handing, design, backset, or strike, and (vi) reference any applicable pricing discounts under an ongoing buying program or based on a written quote from Company, along with the applicable buying program number or quotation number.

b. **Minimum Orders.** In the event the order value does not meet any required minimum net Deliverable value, Company may, at its sole discretion, (i) increase the quantity of items in the order to meet the minimum net Deliverable value requirement; (ii) apply a minimum order charge; (iii) reject the order, or (iv) waive the requirement, provided that the waiver of a requirement for one order shall not constitute a waiver of the requirement for any future orders.

c. **Acceptance of Purchase Orders.** Company will endeavor to (i) acknowledge receipt of each purchase order issued in accordance with this Agreement, and (ii) notify Customer whether Company accepts or rejects the purchase order. If Company fails to accept or reject a purchase order within a reasonable time period, such failure to respond will be deemed a rejection of the entire order.

d. **Changes to Order/ Cancellation of Orders.** Additional terms and conditions regarding order changes and cancellations are available on the Allegion customer website, **WHICH TERMS ARE EXPRESSLY INCORPORATED HEREIN BY REFERENCE.** Unless otherwise provided herein, Customer acknowledges that (i) requesting a Change Order may cause a delay in the scheduled shipment date, a longer lead time or result in a new scheduled shipment date; (ii) Orders may not be changed after 48 hours of Company's order acknowledgment; (iii) After 48 hours of Company's order acknowledgment, all changes to an accepted purchase order will be subject to a Change Order charge of 25% of the net Deliverable value, plus the cost of labor and fabrication or raw material that Company incurred prior to the receipt of the Change Order from Customer, or that may be required due to the Change Order; (iv) the requested change may result in additional charges for labor, fabrication, and raw material, and (v) if Customer cancels an order or portion of an order that includes Deliverables that have been manufactured and prepped for shipping, a 45% restocking fee will apply. Notwithstanding the foregoing, Customer cannot change or cancel credential orders, reader orders, biometrics orders or any non-cataloged, special, Custom or nonstandard items once they have been placed. All cancelled orders for a Non Recurring Expense (NRE), credential orders, reader orders, biometrics orders, and/or Custom orders will be subject to a cancellation charge of 100% of the acknowledged price.

e. **Add-ons.** Add-on orders will not be accepted. Additions to orders will be entered as separate stand-alone orders and must qualify for all terms of sale, including discounts, on an individual basis.

f. **Fast-Track Orders.** No changes or cancellations will be accepted on the 24-Hour Fast Track Program. For 3-day Fast Track orders, changes and cancellations may only be requested by Customer within 24 hours of Company's order acknowledgment if the order has not shipped. For 5-Day Fast Track orders, changes and cancellations may only be requested by Customer if the order has not shipped and if the request is made to Company within 48 hours of Company's order acknowledgment. Return Material Authorization (RMA) for Deliverables must be processed through Fast Track Customer Service.

g. **Steelcraft Orders.** For all Steelcraft orders, changes or cancellations are allowed without penalty only if made within 48 hours of Company's order acknowledgment, and provided that the order has not shipped. Some exceptions do apply – please consult the factory. Changes are not allowed on Rapid Program orders after the order has been entered and acknowledged. After 48 hours of Company's order acknowledgment, all changes or cancellations are subject to a charge of 25% of the order. Unless otherwise specified by Company in writing, any changes to orders acknowledged by Company that affect the delivery date will be deemed a new order and will require acknowledgement by Company as provided in this Section. Additional products, features, terms and conditions regarding the Rapid Program are available on the Allegion customer website, **WHICH TERMS ARE EXPRESSLY INCORPORATED HEREIN BY REFERENCE.**

### 3. PRICES, INVOICES AND PAYMENT.

a. **Prices.** The prices in Company's Price Book are subject to change at any time, without notice to Customer. Company may charge Customer additional amounts if Customer requests special packing, marking, shipment, product modification, or engineering services. Oral prices specified by Company are null and void. Quote numbers must be referenced on Customer's purchase order in order for the Company's quoted pricing to apply. Orders that do not reference a quote number will receive buy program pricing or book net pricing. Quoted prices are for those specific products quoted for a specified job, and are subject to the Price Book in effect at the time the quote was issued by Company.

b. **Taxes.** Prices do not include any present or future federal, state or local property, license, privilege, sales, use, excise, gross receipts or other like taxes or assessments which may result from transactions or any services performed in connection therewith. Any taxes, charges, or duties imposed by any governmental authority on the sale of Deliverables will be paid by Customer, in addition to the selling price specified by Company.

c. **Payment Terms.** Company will deliver to Customer an invoice with each shipment of Deliverables hereunder. Customer will pay all invoiced amounts within 35 days of the invoice date, provided that Customer may take a 2% discount if Customer pays in cash and Company receives said payment within 20 days of the invoice date. For the avoidance of doubt, cash discounts do not apply to credit card payments. Customer will make all payments in United States dollars. Past due invoices will be subject to a late payment service charge of 1.5% per month on any overdue unpaid balance, equivalent to 18% per annum, or the maximum rate permitted by law, whichever is less. Customer shall reimburse Company for all costs of

collection, including, without limitation, reasonable attorneys' fees, for any overdue amount owed by Customer to Company, and such collection costs shall also be subject to interest charges.

### 4. QUOTATIONS.

a. **Project Quotations.** Project or new construction quotes are restricted to the specific project quoted for the quantities, finishes, and series of Deliverables referenced on the quote. Company reserves the right to require proof of sale of Company products for any quoted project.

b. **Stock Quotations.** Deliverables fulfilling stock quotations may only be used for the following: (i) Stocking of the Customer's shelves for small, quick-turn, discretionary projects, or (ii) Sale to a general contractor or installer for new construction. Stock quotations may not be used for any project containing any Company no-substitution, specified products. Deliverables purchased under Stock Quotations cannot be redistributed to other Customer branch locations or re-sold to other resellers or used for aftermarket sales, end-user annual contracts or sold over the counter to any walk in trade.

c. **General.** All quotes are subject to this Agreement, unless otherwise specified by Company, and are subject to change at any time prior to Company's acceptance of a purchase order referencing the applicable quote number. Company, its representatives and employees reserve the right, in their sole discretion and for any reason, to refuse a Customer's request to quote a price other than the standard list price, regardless of whether Company or its representatives or employees have previously quoted discounted prices to the Customer on some or all of its orders. Customer's failure to comply with this Section 4 will be considered a material breach of this Agreement, and will entitle Company to immediately terminate any purchase orders and/or Customer's ability to distribute Company's products.

**5. SECURITY INTEREST.** Customer grants Company, and Company retains, a purchase money security interest and lien on any and all of Customer's rights, title and interest in each Deliverable sold by Company to Customer, wherever located, until the invoice for the applicable Deliverable(s) is paid in full, including any late charges and costs of collection. Customer authorizes Company to, and will assist Company in, taking all necessary steps to perfect and maintain Company's interest in such Deliverables.

**6. CREDIT TERMS.** Unless Customer pre-pays all of its purchase orders in advance, its purchase orders will be subject to the credit limit and other terms of credit ("Credit Terms") set forth in Company's credit application, which Credit Terms Customer acknowledges are subject to change by Company at any time. Company reserves the right to request payment in advance of shipment or any order or to request adequate assurances for Customer's payment of an order and may withhold or stop shipment, without any liability to Company, until Customer submits payment or adequate assurance of payment.

**7. RESALE OF DELIVERABLES.** Customer agrees and warrants that it will offer Company products in support of Company-written specifications and will maintain sufficient inventory to adequately support End Users, installers, and/or general contractors' needs. Company may implement an MSRP or a resale pricing programs at any time in its sole discretion. Failure to comply with such program(s) will be considered a material breach of this Agreement, and will entitle Company to immediately terminate any purchase order and/or Customer's ability to distribute Company's products. Customer shall, at its own expense, gain and maintain sufficient knowledge of the industry and products competitive with Deliverables so as to be able to (a) explain in detail to End Users, installers, and/or general contractors the differences between the Deliverables and competing products, (b) ensure that an adequate number of trained, capable and qualified technical personnel with sufficient knowledge of the Deliverables and who have obtained all necessary licenses and permits are available to assist End Users, installers, and/or general contractors, and (c) respond to such End Users, installers, and/or general contractors with respect to the general operation and use of the Deliverables including, but not limited to, (1) acting as a liaison between the End Users, installers and/or general contractors and Company in matters requiring Company participation, (2) providing general product information and configuration support on standard protocols and features, (3) collecting relevant technical problem identification information, and (4) posting and distributing any warranty information concerning the Products in accordance with Company's instructions. Customer is responsible for all service and support resulting from the re-sale of any Deliverable to End-Users, installers and/or general contractors, examples of which may include, but are not limited to, support activities such as installation, initialization, software set-up, training, trouble-shooting, technical support and field service. In the event Customer is unwilling or unable to perform said support activities, Company reserves the right to recover from Customer any and all expenses incurred by Company to resolve the aforementioned End-User, installer and/or general contractor issues. Technical product training is recommended for Customer in order to fully service and support Deliverables purchased from Company that are resold to End-Users, installers and/or general contractors.

**8. DEFAULT.** If Customer is in default of payment or otherwise with respect to any purchase order or other contract with Company, Company shall have the right, in addition to all other legal remedies and without prejudice to any of its right hereunder, to defer further shipments under that or any other purchase order until such default is corrected and to declare all outstanding bills of Customer to be immediately due and payable.

### 9. INSPECTION AND DELIVERY.

a. **Inspection.** Customer will inspect all Deliverables immediately after receiving them. Customer will be deemed to have accepted the Deliverables unless Customer notifies Company in writing of any nonconformance within 10 days of delivery and provides Company written evidence reasonably documenting that nonconformance. Inspection of Deliverables at Company's facility is not permitted.

b. **Delivery.** Delivery schedules for Deliverables are based upon current production capacities, material or component availability, and inventory, and may be changed by Company as conditions require. Delivery schedules for services are based upon Company's prompt receipt of, and prompt access to, Customer's equipment and all information necessary to complete the services. In no event will any delivery date be construed as falling within the meaning of "time is of the essence." Partial delivery shall be accepted by Customer and paid for at the price and on the terms stated herein. Any partial delivery shall constitute a separate sale, and payment shall be separately made when due. If any part of a delivery hereunder is not delivered by Company in accordance with Customer's purchase order, this Agreement shall not be affected thereby.

**10. TITLE & RISK OF LOSS.** Unless otherwise specified by Company, (i) where the Customer is located in the United States, all Deliverables will be sold "Uniform Commercial Code, FOB, Origin, Company's factory"; and (ii) where the Customer is located outside of the United



States, all Products will be sold "Ex-works, Company's factory (Incoterms 2010)." In either instance, title and risk of loss will pass to Customer upon delivery to the carrier at Company's factory, provided, however, as set forth herein, Company shall retain a security interest in the Deliverables until full payment has been made therefore, and Customer agrees, upon request, to do all things and acts necessary to protect Company's interest by adequately insuring the Deliverables against loss or damage from any cause and to have Company named as an additional insured. Customer will promptly provide Company with copy of the relevant certificate of insurance upon Company's request.

## 11. SHIPPING.

a. **Freight Charges.** Company will ship all Deliverables in accordance with Company's freight shipment guidelines, which are set forth on the My Allegion Portal ("Freight Shipping Guidelines"), **WHICH TERMS ARE EXPRESSLY INCORPORATED HEREIN.**

b. **Rush Charges.** Expedited order options are available as set forth in Company's freight shipping guidelines.

c. **Packing and Marking.** Company will pack, mark, and ship Deliverables according to its standard procedures for shipment, unless the parties agree, in writing, that Company will comply with any special instructions provided by Customer. Special instructions may result in an increased price.

d. **International Shipments.** For all international orders, a Shipper's letter of instruction must be submitted in writing with the order. Failure to do so will result in the order being rejected. Complete adherence to this order requirement will be strictly enforced. Company will not be held liable for any charges resulting from delays due to lack of complete required information being supplied.

e. Once received by the Company, a Customer purchase order can only be combined with any other order or combined with Company brands (to qualify for freight allowances) in accordance with the Company's freight shipment guidelines, which are set forth on the My Allegion Portal ("Freight Shipping Guidelines").

**12. CLAIMS.** All claims must be submitted in writing to Company as follows: (i) All claims for prices must be submitted within thirty (30) days from the date of invoice; (ii) All claims regarding Deliverable quantity or incorrect orders must be submitted within ten (10) days from the date of delivery; (iii) All claims for damage to Deliverables (while in the care, custody, and control of Company) must be submitted within thirty (30) days from the date of invoice; (iv) All claims for loss or damage to Deliverables while in the care, custody, and/or control of a carrier will be the responsibility of Customer, unless otherwise agreed by the parties.

**13. PRODUCT CHANGES.** Company's product policy is one of ongoing update and revision, and accordingly, Company reserves the right to change, without notice, the design of, or the process of manufacturing, the Deliverables covered by this Agreement.

**14. PRODUCT USAGE LIMITATION.** Customer agrees: (i) not to sell or use a Deliverable in any manner contrary to the manner in which the Deliverable is intended to be used; and/or (ii) not to modify the design of any Deliverable for use with another product without the prior written consent of Company.

**15. PRODUCT RETURNS.** Unless otherwise agreed by the parties in writing, Deliverables that are correctly furnished by Company per the purchase order may not be returned unless Customer receives written authorization from Company. If returns are authorized by Company, a return merchandise authorization ("RMA") number must be provided by Company. Deliverables identified under such RMA must be returned to Company within 90 days of issuance of the RMA. Such RMA number and any accompanying RMA documents, the original invoice number, and a written explanation for the return must be included with the returned Deliverables in order for Company to inspect and approve a credit for the return. **For warranty returns,** a credit in the amount of the original purchase price will only be issued if, after Company's receipt and inspection of the returned Deliverables, Company confirms, in its sole discretion, the defect is valid and approves the return. **For non-warranty returns/convenience returns,** in the event Company approves such a return, in its sole discretion, the following shall apply: (a) the total amount of Deliverables requested to be returned shall be a minimum of \$250.00; (b) a credit will be made to Customer's account in the amount of the original purchase price less freight and a handling charge of 45% of the net material on the original invoice; and (c) only Deliverables that are new, current, standard, non-obsolete, non-specially manufactured, unused, in their original condition as at the time of sale by Company to Customer, in their original packaging and in Customer's inventory less than 180 days from the date of shipment by the Company, and not ordered as part of a master key solution may be considered by Company for return. Such credit will only be issued if, after Company's receipt and inspection of Deliverables, Company approves the return. The amount of final credit will be determined upon receipt at the factory and following Company's inspection and analysis of the condition of the returned material. Company retains the right to deny credit to anyone for any reason.

## 16. CONFIDENTIAL INFORMATION.

a. **Non-Use And Non-Disclosure.** Customer shall not use the Confidential Information of the Company except for the purpose of performing its obligations under this Agreement or exercising the rights granted herein (the "Purpose"). Customer shall protect Confidential Information of the Company from disclosure and unauthorized use in the same manner that it protects its own Confidential Information, but in no event shall such standard of care be less than reasonable care. Customer may disclose Confidential Information of the Company only to its employees who require such information for the Purpose and who are subject to confidentiality obligations at least as protective as those set forth herein.

b. **Proprietary Information and Advice.** (a) All designs, data, and specifications provided by Company are proprietary and may not be disclosed or reused by Customer without the prior written consent of Company; (b) Company assumes no obligation or liability for any advice given by Company, the results obtained, or damages incurred as a result of such advice, and all such advice is given and accepted at Customer's risk.

c. **Return.** Upon the termination or expiration of a purchase order or this Agreement or upon the request of the Company, the Customer agrees to end all further use of, to immediately return to the Company the original version of, and to delete or destroy all copies of, any and all Confidential Information of the Company.

**17. TRADEMARKS.** Except as agreed to by Company in writing, Customer agrees not to (a) use Company's name in any form of publicity; or (b) use, create, register or market, directly or indirectly, in whole or in part, Company's names, logos, brands, or any other trademarks, or names that are now or may hereafter be owned by Company, as part of Customer's corporate or business name, as part of an internet domain name, uniform resource locator (URL), or in any way connected with Customer's business, trade address or other designations. Upon termination of this Agreement or upon the request of company for any reason, any use of Company's trademarks or names will be immediately discontinued.

## 18. LIMITED WARRANTY.

**COMPANY MAKES NO OTHER WARRANTIES EXCEPT THOSE STATED IN COMPANY'S LIMITED WARRANTY IN EFFECT ON THE DATE COMPANY ACCEPTS EACH APPLICABLE PURCHASE ORDER ("LIMITED WARRANTY"). THE LIMITED WARRANTY MAY BE FOUND IN THE APPLICABLE PRICE BOOK AND ON THE ALLEGION CUSTOMER WEBSITE, WHICH TERMS ARE EXPRESSLY INCORPORATED HEREIN BY REFERENCE. COMPANY WILL MAIL CUSTOMER A HARD COPY OF THIS WARRANTY UPON CUSTOMER'S WRITTEN REQUEST. IN THE EVENT THAT CERTAIN DELIVERABLE WARRANTIES ARE NOT FURNISHED BY THE COMPANY TO CUSTOMER, COMPANY WARRANTS ONLY TO CUSTOMER THAT THE DELIVERABLES WILL BE FREE FROM DEFECTS IN MATERIAL AND WORKMANSHIP FOR A PERIOD OF 12 MONTHS FROM THE DATE OF SHIPMENT OF THE DELIVERABLES. COMPANY'S SOLE OBLIGATION UNDER THIS WARRANTY IS LIMITED TO REPAIRING OR REPLACING, AT COMPANY'S OPTION, THE DEFECTIVE DELIVERABLE, PROVIDED WRITTEN NOTICE OF THE DEFECT OR NONCONFORMANCE IS PROVIDED BY CUSTOMER WITHIN 30 DAYS OF DISCOVERY OF THE DEFECT OR NONCONFORMANCE. COMPANY DISCLAIMS ALL OTHER WARRANTIES, EXPRESS OR IMPLIED, WITH RESPECT TO THE DELIVERABLES, INCLUDING BUT NOT LIMITED TO, ANY IMPLIED WARRANTIES OF NON-INFRINGEMENT, MERCHANTABILITY, OR FITNESS FOR A PARTICULAR PURPOSE.**

a. **Exclusions.** The provisions of this Limited Warranty do not apply to Deliverables that: (A) are not the proper size for the application; (B) are not installed in accordance with Company's published installation instructions; (C) are installed with improper or incorrect parts and/or are used for purposes for which they are not designed or intended; (D) have been repaired or altered without the Company's prior written consent; (E) have been subjected to misuse, abuse, negligence or accident; (F) have been improperly stored, installed, maintained or operated; (G) have been used in violation of written instructions provided by Company to Customer; (H) have been subjected to improper temperature, humidity, or other environmental conditions, or (I) have been affected by normal wear and tear. In addition, the provisions of this Limited Warranty do not apply to any defects or issues with the design or performance of equipment or products not manufactured by Company, nor does it apply to any code compliance or permit requirements for the assembly, installation, erection or construction of any goods. Company is not responsible for loss or damage resulting from use of Deliverables in conjunction with parts or systems not manufactured by Company. Accessories or products furnished by the Company, but manufactured by others, shall carry whatever warranty the manufacturers have conveyed to the Company and which can be passed to Customer.

b. **Services.** Company warrants that its services will be free from defects in material and workmanship for a period of 12 months from the date of completion of the particular items of service. Company's sole obligation under this service warranty is limited to repair or reperformance, at its option of the service, provided however, if repair or reperformance is either impractical or impossible, the Company will refund to Customer that portion of the price paid to Company for any defective service, provided written notice of the defect or nonconformance is provided by Customer within 30 days of discovery of the nonconformance.

c. **Notification.** Customer agrees to immediately notify Company in writing if any claim is made against Customer for any damages caused by any modules, parts, products, service or other Deliverables which may be the direct result of any defect in the manufacture of such aforementioned products. Customer agrees to cooperate with Company and its counsel in the defense of such claim and Customer agrees not to settle such claim without Company's written consent. If Customer fails to notify Company of such claim or fails to cooperate in such defense as aforesaid, then Company shall be discharged from any obligations under this Section and shall have no further liability to Customer.

d. **Exceptions.** The following costs and expenses are not covered by the provisions of these limited warranties: (i) labor costs for the removal and reinstallation of Deliverables or other manufacturer's products; (ii) shipping and freight expenses required to return Deliverables to Company; (iii) normal maintenance; and (iv) economic losses. In addition, the provisions of this warranty are not applicable to anything other than defects in Company's material (products only) or workmanship.

## 19. LIMITATION OF REMEDIES.

**CUSTOMER'S EXCLUSIVE AND SOLE REMEDY ON ACCOUNT OF, OR IN RESPECT OF, THE FURNISHING OF NON-CONFORMING DELIVERABLES, SHALL BE TO (A) SECURE REPAIR OR REPLACEMENT OF THE PRODUCTS; OR (B) SECURE REPAIR OR RE-PERFORMANCE OF THE SERVICES OR TO OBTAIN A REFUND OF THE PRICE PAID FOR THE DEFECTIVE SERVICE, ALL AT COMPANY'S OPTION. IN NO EVENT WILL THE COMPANY'S MAXIMUM LIABILITY EXCEED THE SELLING PRICE FOR THE DELIVERABLE. THE WARRANTY, OBLIGATIONS AND LIABILITIES OF COMPANY (INCLUDING ITS SUPPLIERS) AND THE RIGHTS AND REMEDIES OF CUSTOMER ARE EXCLUSIVE AND ARE IN LIEU OF AND CUSTOMER HEREBY WAIVES AND RELEASES ALL OTHER WARRANTIES, OBLIGATIONS, REPRESENTATIONS OR LIABILITIES EXPRESS OR IMPLIED ARISING BY LAW, IN CONTRACT, TORT (INCLUDING NEGLIGENCE OR STRICT LIABILITY) OR OTHERWISE, INCLUDING BUT NOT LIMITED TO (I) ANY IMPLIED WARRANTY OF MERCHANTABILITY OR FITNESS FOR A PARTICULAR PURPOSE OR ANY WARRANTY IMPLIED THROUGH COURSE OF PERFORMANCE, COURSE OF DEALING, OR USAGE OF TRADE OR (II) CLAIMS ARISING OUT OF THE NEGLIGENCE OF COMPANY OR COMPANY'S SUPPLIERS OR (III) ANY OTHER CLAIM ARISING OUT OF, CONNECTED WITH, OR RESULTING FROM THE PERFORMANCE OF COMPANY OR FROM THE DESIGN, MANUFACTURE, SALE, REPAIR, LEASE OR USE OF THE DELIVERABLE, OR ANY COMPONENT THEREOF, DELIVERED OR RENDERED HEREUNDER OR OTHERWISE.**

**20. INDEMNIFICATION AND LIMITATION OF LIABILITY.** a. Customer shall indemnify, defend and hold Company, and its officers, directors, employees, customers, Affiliates, suppliers, users and agents, (collectively the "Indemnitees") harmless from and against any and all damages, claims, losses, expenses, costs, obligations, liabilities, including without limiting the generality of the foregoing, liabilities for court costs and attorneys' fees,



# TERMS & CONDITIONS

suffered directly or indirectly by an Indemnitee by reason of, or arising out of any injury, death or loss to any person, or injury to any property (collectively, "Damages"), received or sustained by any person(s) or property, arising out of, occasioned by, attributable or related to i) any breach of any representation or warranty made by Customer, its officers, directors, employees, affiliates, users, agents, representatives or customers to Company or any third party, (ii) any failure by Customer to perform or fulfill any of its covenants, acts and/or omissions to Company or to any third party, or (iii) any litigation, proceeding or claim by any third party relating in any way to the obligations of Customer and/or the Deliverables sold by Company to Customer hereunder. Customer shall not consummate any settlement of any indemnified claim without the Indemnitees' prior written consent. Customer's obligation to indemnify Indemnitees will continue in full force and effect notwithstanding the termination or expiration of any order under this Agreement. In any claim against an Indemnitee by an employee of Customer or any subcontractor or anyone directly or indirectly employed by any of them or anyone for whose acts they may be liable, the indemnification obligations set forth in this Section shall not be limited in any way by or for Customer or any subcontractor under any applicable worker's compensation act, disability or other employee benefit act, or insurance coverage. This provision shall survive termination of any order or Agreement. **IN NO EVENT WILL COMPANY, ITS OFFICERS, DIRECTORS, EMPLOYEES, CUSTOMERS, AFFILIATES, USERS AND AGENTS, (NOR COMPANY'S SUPPLIERS) BE LIABLE FOR ANY INCIDENTAL, CONSEQUENTIAL, INDIRECT, SPECIAL, OR PUNITIVE DAMAGES OF ANY KIND OR NATURE UNDER ANY CIRCUMSTANCES INCLUDING, BUT NOT LIMITED TO, LOSS OF USE OF THE PRODUCTS, SERVICE INTERRUPTION, LOSS OF PROFITS, LOSS OF REVENUE, LOSS OF INTEREST, LOST GOODWILL, LOSS OF DATA, WORK STOPPAGE, IMPAIRMENT OF OTHER GOODS, LOSS BY REASON OF SHUTDOWN OR NON-OPERATION, INCREASED EXPENSES OF OPERATION, OR CLAIMS OF CUSTOMER'S CUSTOMERS, OR ANY OTHER LOSSES OR DAMAGES ARISING OUT OF ANY LACK OR LOSS OF USE OF THE DELIVERABLES WHETHER BASED ON CONTRACT, WARRANTY, TORT (INCLUDING, BUT NOT LIMITED TO, STRICT LIABILITY OR NEGLIGENCE), PATENT INFRINGEMENT, OR OTHERWISE, EVEN IF ADVISED OF THE POSSIBILITY OF SUCH DAMAGES.**

b) **INTELLECTUAL PROPERTY INDEMNITY.** Company makes no representation or warranty to the Customer that the Deliverables shall not infringe any intellectual property rights including, without limitations, claims arising from patent, copyright, trademark, trade secret, or other intellectual property infringement. Customer agrees to hold Company harmless from and defend the Company against any such claim of intellectual property infringement, including any Damages resulting from that claim, the cost of complying with any preliminary or permanent injunction, and all other costs of defense (including the attorneys' fees and costs), in connection with the foregoing.

c) To the extent that applicable law does not permit any limitations set out in this Agreement, such limitation shall not be applied or invoked. Nothing in this Agreement will be interpreted to disclaim liability of Company or the Indemnitees for gross negligence or willful misconduct. The limitations of remedy and liability herein shall not be interpreted to affect Company's obligations, if any, for claims for (i) property damage, (ii) personal injury, or (iii) wrongful death asserted by persons who are not parties to or beneficiaries of this Agreement. Further, the limitations of remedy and liability herein shall not be interpreted to limit Company's or Customer's right, if permitted by applicable law, to assert a claim for contribution among joint tortfeasors in connection with a claim by a person who is not a party to this Agreement.

**21. CERTIFICATIONS.** Certification of Deliverables for compliance with UL and ANSI standards are tested and performed by third-party independent laboratories. Any field modification or alteration of certified Deliverables will void certification and Company is not liable to Customer to certify any modified or altered Deliverable.

**22. TERM FOR CLAIMS. NO ACTION ARISING OUT OF ANY CLAIMED BREACH OF THIS AGREEMENT BY COMPANY MAY BE BROUGHT BY CUSTOMER MORE THAN ONE (1) YEAR AFTER THE CAUSE OF ACTION HAS ARISEN.**

**23. CONSUMER PRODUCTS WITH RESPECT TO "CONSUMER PRODUCTS" AS DEFINED UNDER THE MAGNUSON-MOSS WARRANTY ACT ("MMWA"), THE FOLLOWING STATEMENTS ARE MADE. (A) SOME STATES OR LOCAL LAWS DO NOT ALLOW LIMITATIONS ON HOW LONG AN IMPLIED WARRANTY LASTS, SO THE ABOVE LIMITATION MAY NOT APPLY TO YOU; (B) IF ANY IMPLIED WARRANTY IS PROVIDED UNDER THE MMWA, IT IS LIMITED TO THE DURATION OF THE WARRANTY PROVIDED IN SECTION 18 ABOVE. (C) SOME STATES OR LOCAL LAWS DO NOT ALLOW THE EXCLUSION OR LIMITATION OF INCIDENTAL OR CONSEQUENTIAL DAMAGES, SO THE ABOVE LIMITATION OR EXCLUSION MAY NOT APPLY TO YOU; AND (D) THIS WARRANTY GIVES YOU SPECIFIC LEGAL RIGHTS AND YOU MAY ALSO HAVE OTHER RIGHTS WHICH VARY FROM STATE TO STATE OR LOCATION TO LOCATION.**

**24. FORCE MAJEURE/EXCUSABLE DELAY.** Any delay or failure of Company to perform its obligations hereunder will be excused to the extent that it is caused by an event or occurrence beyond Company's control such as, by way of example and not by way of limitation, acts of God, acts by any governmental authority (whether valid or invalid), governmental laws and regulations not presently in effect, fires, floods, windstorms, explosions, riots, natural disasters, wars, sabotage, accidents, labor problems (including, without limitation, lockouts, strikes, and slowdowns) at Company's facility, its source plant or their suppliers, inability to obtain power, material, labor equipment, or transportation, or court injunction or order. The delivery date will be extended for a time equal to that of the delay and the schedule for Company's performance will be deemed adjusted to that effect.

**25. ENTIRE AGREEMENT AND AMENDMENT.** This Agreement, together with the attachments, exhibits, webpages, or supplements specifically referenced and incorporated herein, constitute the entire agreement between Company and Customer with respect to the matters contained herein and supersede all previous communications, representations, or agreements, either oral or written between Company and Customer. No agreement or understanding varying or expanding this Agreement will be binding upon either party unless it is in writing and signed by a duly authorized representative of each party hereto.

**26. CONFLICTS.** In the event of any conflict or inconsistency between the terms of any agreement, or any part of an agreement or the various documents (including, but not limited to, electronic documents) between Company and Customer, unless the parties agree otherwise in writing, the various components of the agreements shall be given the following precedence (in descending order of precedence): a) any master agreement or long term agreement between Company and Customer; b) any specific terms, conditions and/or warranties of the individual products or Deliverables; c) the terms and conditions of this Agreement, and d) any purchase order.

## **27. UNSATISFACTORY CREDIT/TERMINATION FOR INSOLVENCY OR DEFAULT.**

Customer shall furnish Company with statements evidencing Customer's financial condition as Company may, from time to time, reasonably request, and shall notify Company immediately of any and all events that may have a material adverse effect on Customer's business or financial condition. If Company determines, in its sole discretion, that Customer's financial condition or creditworthiness is inadequate or unsatisfactory, then in addition to Company's other rights, Company may without liability or penalty, take any of the following actions: (i) modify the payment terms for any outstanding and/or future purchases; (ii) cancel any previously accepted orders; (iii) delay any further shipment of Deliverables to Customer; or (iv) any combination of the above.

Company may immediately terminate an order from Customer by giving written notice to Customer in the event of the happening of any of the following or any other comparable event: (i) insolvency of the Customer; (ii) filing of a petition in bankruptcy by or against the Customer; (iii) appointment of a receiver or trustee for the Customer; (iv) execution of an assignment for the benefit of creditors by the Customer, all of which will allow Company to demand reclamation of all affected orders; (v) Customer ceases or threatens to cease to trade; (vi) Company determines that Customer does not meet or no longer meets the credit requirements of Company or Customer's credit account is closed; (vii) any Customer violation of law, specifically including, without limitation, those laws set forth in this Agreement.

In the event of termination in accordance with this section, Company will not be obligated to accept any existing or additional orders from Customer and Company will be released from its obligation to deliver under orders accepted prior to such termination. The rejection or termination of any order by Company will not entitle Customer to any termination or severance compensation, or to any payment in respect to any goodwill established by Customer, or render Company liable for damages on account of the loss of prospective profits, or on account of any loss, expenditure, investment or obligation incurred or made by Customer.

No action taken under this Section 27 by Company (nor any failure of Company to act under this Section 27) will constitute a waiver by Company of any of its rights to enforce Customer's obligations, including the obligation of Customer to make payments as required under this Agreement. Upon termination of any order, all amounts owed by Customer to Company will become immediately due and payable, whether or not otherwise then due or payable.

**28. CREDIT RISK ON RESALE OF DELIVERABLES.** Customer is responsible for all credit risks with respect to, and for collecting payment for, all Deliverables sold to third parties (including End Users, installers, and/or general contractors) whether or not Customer has made full payment to Company for such Deliverables. The inability of Customer to collect payment for any Deliverable shall not affect Customer's obligation to pay Company for any Deliverable.

**29. GOVERNING LAW; VENUE; AND EXPENSES.** Any dispute or claim relating to this Agreement shall be governed by and construed according to the laws of the State of Indiana (excluding its conflict of laws principles); and not by the provisions of the 1980 United Nations Convention on the International Sale of Goods. Any disputes or claims shall be instituted and maintained in the courts of the State of Indiana. Customer consents to the exercise of jurisdiction over it by such courts and agrees that Indiana is not an inconvenient forum for any action arising from or relating to this Agreement. Customer agrees to pay for all expenses (including, but not limited to, collection costs, court costs and attorneys' fees) incurred by Company in enforcing the obligations of Customer under this Agreement.

**30. RELATIONSHIP OF THE PARTIES.** Nothing in this Agreement or any other document creates an employment, partnership, joint venture, or agency relationship between Company and Customer, including that of franchisee/franchisor. No party will have any power or authority to enter into any commitment on behalf of or otherwise bind the any other party on any matter. No employee of Customer will be deemed to be an employee of Company. If any provision of this Agreement is deemed to create a franchise relationship or business opportunity between the Parties, then Company may terminate any purchase order or this Agreement or the Parties shall negotiate in good faith to modify this Agreement so as to effect the original intent of the Parties as closely as possible in a mutually acceptable manner in order that the transactions contemplated hereby are consummated as a reseller agreement and not a franchise or business opportunity agreement.

**31. SETOFF.** Customer does not have the right to setoff or to back charge against any amounts which become payable to Company under this Agreement or otherwise. Company will not accept responsibility for backcharges for the cost of material or labor by Customer or any third party.

**32. ELECTRONIC COMMUNICATIONS AND ELECTRONIC SIGNATURES.** Both parties expressly agree to electronic transactions and acknowledge that documents they sign electronically will bind them to the same extent as a paper signature. Customer represents and warrants to Company that only employees authorized to bind Customer legally shall electronically sign any document under this Agreement. Customer shall comply with any method of electronic communication/payment processing specified by Company, including electronic funds transfer, pay-on-receipt processes/systems, order transmission, releases, electronic signature, and electronic communication systems, including, without limitation, the use of electronic data interchange ("EDI") portals. Notwithstanding the foregoing, e-mails, even those containing a signature block of one of Company's representatives, shall not constitute a signed writing.

## **33. COMPLIANCE WITH APPLICABLE LAWS.**

a. **General.** Company and Customer will comply with all applicable federal, state and municipal laws, regulations, codes, ordinances and orders that pertain to the Deliverables, including but not limited to full compliance with any applicable provisions of The Health Insurance Portability and Accountability Act. Where the Customer is located outside the United States, or where the customer intends to ship the product outside the United States, the Customer shall be responsible for compliance with all U.S. export laws, and for filing all U.S. Electronic Export Information, as applicable.

b. The Customer acknowledges and agrees that: (i) it shall not violate applicable laws and regulations in performing its duties under this Agreement; (ii) it does not and shall not engage in any conduct that shall violate any applicable anti-bribery or anti-corruption laws or regulations; (iii) it (and its owners, officers, directors, employees and agents) shall not pay, offer, promise or authorize the payment of, either directly or indirectly, anything of value (including but not limited to cash, gifts and entertainment) to (a) any government official or employee of any government; (b) any official or employee of any department, agency, or

instrumentality of a government; (c) any employee of any corporation or entity owned or controlled by a government; (d) any family member of such officials or employees; (e) any political party, party official, or political candidate; or (f) any other persons, owners, officers, directors, employees and agents of any corporation or entity; to improperly or illegally assist in obtaining or retaining business (including but not limited to any contracts, avoidance of duties or reduction of tariffs, reduction of taxes or to obtain money owed, or to obtain regulatory approval) or for the purpose of causing, soliciting or inducing the sale and purchase of the Deliverables by any party, and (iv) it has full knowledge of and will comply with the Company's Code of Conduct for Business Partners as set forth on the Allegion customer website. **WHICH IS HEREBY INCORPORATED BY REFERENCE.**

c. The Customer shall indemnify and hold the Company harmless from any claim, demand, expense or cost arising from any breach of this Article.

d. The Customer shall permit the Company to conduct an audit or review of the Customer's financial books and records and business operations at such other times that the Company considers it necessary to confirm compliance with this provision. Such audit may be conducted by representatives of the Company or, at the Company's sole discretion, by a certified public accounting firm selected by the Company. The Customer shall cooperate with any inquiries from the Company's Ethics & Compliance Group.

e. A violation of this provision constitutes a material breach of this Agreement and the Company may terminate any purchase order or this Agreement immediately, with no opportunity to cure, in accordance with Section 27 of this Agreement.

f. Notwithstanding the foregoing provisions of this Section 33, (i) Company is not responsible for obtaining or maintaining any permits for the performance of services or the verification or compliance with any code requirements relative to the performance of services, (ii) to the extent any sale of Deliverables pursuant to this Agreement may require approval of the U.S. Government, Company's obligations under this Agreement are conditioned upon the grant of such approval and upon compliance by Customer with any restrictions imposed by the U.S. Government in connection with such approval, and (iii) in the event the Deliverables are to be used in a nuclear facility, the Customer shall, prior to such use, arrange for insurance or governmental indemnity protecting Company against liability. The Customer hereby releases and agrees to indemnify Company and its suppliers for any nuclear damage including, but not limited to, loss of use, in any manner arising out of the nuclear incident, whether alleged to be due, in whole or in part by Company or its suppliers.

g. **No Inducements.** Each party represents to each other that neither it nor any person acting on its behalf has, in contravention of any applicable law, given or offered to give or will give or offer to give, any sum of money or other material consideration to any person, directly or indirectly, as an inducement to obtain business hereunder or to influence the granting of licenses or other governmental permissions to enter into this Agreement or perform obligations hereunder.

h. **Equal Employment Opportunity.** Company is a U.S. federal contractor that complies with Executive Order 11246, as amended, and applicable regulations in 41 CFR Parts 60-1 through 60-60, 29 U.S.C. § 793 and applicable regulations in 41 CFR § 60-741; and 38 U.S.C. § 4212 and applicable regulations in 41 CFR Part 60-250 and 60-300. **THE FOLLOWING PROVISIONS ARE INCORPORATED HEREIN BY REFERENCE:** Executive Order 11246, as amended by Executive Order 13672, and 41 CFR § 60-4.3(a); Executive Order 11701 and 41 CFR §§ 60-250.5(a), 60-300.5; Executive Order 11758 and 41 CFR § 60-741.5(a); U.S. immigration laws, including the L-1 Visa Reform Act of 2004 and the H-1B Visa Reform Act of 2004; and Executive Order 13496.

i. **Ethical Business Conduct.** Customer shall adopt and comply with Company's Business Partner Code of Conduct which is **EXPRESSLY INCORPORATED HEREIN BY REFERENCE.**

**34. REPRESENTATIONS AND WARRANTIES.** Customer represents, warrants and covenants to Company that: (a) it has the right, power, and authority to enter into this Agreement and fully perform its obligations hereunder; (b) it has all necessary rights in and to its respective Content and Marks for use within the scope of this Agreement, including the licenses granted herein; and (c) it complies, and at all times shall comply, with all laws, rules, and regulations in effect that are applicable to its performance under this Agreement, including obtaining all such approvals and/or permits as may be required hereunder.

**35. NO THIRD-PARTY BENEFICIARY.** Each party is entering into this Agreement solely based on the representations contained herein for its own purposes and not for the benefit of any third party.

**36. NOTICES AND CHANGE OF ADDRESS.** All notices or other communications under this Agreement shall be in writing and delivered in person, or sent by receipted courier, express mail, e-mail, or postage prepaid certified or registered mail, addressed to the party for whom it is intended, at the addresses set forth in this Agreement. Either party may change its address for notice by giving written notice to the other party. Any notice or other communication shall be deemed given no later than the date actually received. Notice by courier, express mail, certified mail, or registered mail shall be deemed given on the date it is officially recorded as delivered and, in the absence of such record of delivery, it shall be rebuttably presumed to have been delivered on the third Business Day after it was deposited. Notices sent by e-mail require tangible confirmation of receipt from addressee.

**37. ASSIGNMENT.** Customer may not assign this Agreement without the prior written consent of Company. Company may assign its rights and delegate its duties under this Agreement, without the prior consent of Customer, to an Affiliate, or to a third party in the event of a spin-off, merger, business combination, consolidation or sale of all, or substantially all, of its assets or business that are related to this Agreement. The rights and duties in this Agreement shall bind and inure to the benefit of any such assignee.

**38. SEVERABILITY.** If any provision of this Agreement is held to be invalid, illegal, or unenforceable under any statute, regulation, ordinance, executive order, or other rule of law, that provision will be deemed severed to the extent necessary to comply with such statute, regulation, ordinance, order, or rule. In the event such provision is deemed severed, the parties will negotiate in good faith to arrive at an alternative arrangement approximating the original business objective of the parties. The remaining terms and conditions of this Agreement will remain in effect.

**39. NO IMPLIED WAIVER.** The failure of either party at any time to require performance by the other party of any provision of this Agreement will in no way affect the right to require such performance at any time thereafter, nor will the waiver of either party of a breach of any provision of this Agreement constitute a waiver of any succeeding breach of the same or any other provision.

**40. MISCELLANEOUS.** (a) This Agreement does not make either party the agent or legal representative of the other party. Neither party is authorized to create any obligation on behalf of the other party including, but not limited to, the obligation for payment of any

service or warranty obligation hereunder; (b) The rights and remedies herein reserved to Company are cumulative and additional to any other rights and remedies provided at law or equity; (c) The official text of this Agreement is in the English language. If this Agreement is translated into another language, the English text will govern any question with respect to interpretation; (d) The headings in this Agreement are for convenience of reference only and do not affect the meaning of this Agreement in any manner.

## DEFINITIONS.

Capitalized terms have the meanings set forth in this Section, or in the Section in which they first appear in this Agreement.

**"Agreement"** means these Allegion Terms and Conditions of Sale and Service, together with any applicable Country Supplement or Region Supplement provided by Company, and all of the documents referenced herein or therein.

**"Affiliate"** means any Person that directly or indirectly, through one or more intermediaries, controls, is controlled by, or is under common control with, the Company. The term "control" (including the terms "controlled by" and "under common control with") means the possession, directly or indirectly, of the power to direct or cause the direction of the management and policies of a Person, whether through the ownership of voting securities, by contract or otherwise.

**"Business Day"** means any day except Saturday, Sunday or any other day on which commercial banks located in the United States are authorized or required by Law to be closed for business.

**"Company"** means Schlage Lock Company, LLC or any subsidiary or affiliate thereof selling products that are part of the Allegion product portfolio. Schlage Lock Company and/or its subsidiary or affiliates will be severally but not jointly liable under the Agreement.

**"Company Marks"** refers to the Marks of Company.

**"Confidential Information"** shall mean any and all information provided by either party to the other party pertaining to the disclosing party's business. Confidential Information shall include, but not be limited to, any bidding lists, formulae for products, manufacturing processes, production techniques, packaging processes, methods, research materials, ideas, marketing plans and related materials, quality standards, test results and data, apparatus, engineering drawings, contract documents, computer software, hardware, or firmware, business activities information such as financial information, reports, projections, books and records, customer and supplier information, and operations, customer and supplier lists and data, specifications, know how, and other Proprietary Information or Trade Secrets (as defined herein) that either party may furnish to the other party. Confidential Information shall not include information that: (a) is or becomes publicly known if such public knowledge or disclosure is not the result of any act or failure to act on the part of the receiving party; (b) is, at the time of disclosure, already known to the Receiving Party without utilizing the Confidential Information; (c) is information disclosed to the Receiving Party by a third party which is not to the Receiving Party's knowledge, after inquiry of the third party, under a duty of confidentiality to the Disclosing Party; or (d) is independently developed by the Receiving Party without the use of Confidential Information. The Receiving Party shall have the burden of proof as to prior knowledge and absence of breach. Confidential Information may be furnished in any tangible or intangible form including, but not limited to, writings, drawings, computer and other electronic media, logic diagrams, component specifications, graphs, prototypes, samples, or verbal communications and regardless of whether such information is marked or designated as "confidential." For the avoidance of doubt, all information, knowledge or data disclosed by Company to Customer, regardless of whether disclosed in written, tangible, oral, visual or other form, including, without limitation, sample products, equipment, software, or other objects or material, provided by Company to Customer, and all information, knowledge or data which was obtained by Customer from visits to Company's facilities, shall be considered "Confidential Information" under this Agreement.

**"Content"** means all information (including without limitation any text, music, sound, photographs, video, graphics, data or software), in any medium, on a particular Company Web page or Website or in Marketing Materials.

**"Customer"** means the purchaser of Deliverables from Company.

**"Deliverables"** means any good or service or both purchased by Customer from Company under these General Terms and Conditions of Sale and Service.

**"End Users"** means the purchaser that (a) has acquired a Deliverable from Customer for (i) its own and its Affiliate's/Affiliates' internal use and not for resale, remarketing or distribution or (ii) incorporation into its own products and (b) is an individual or entity, other than any federal, state or local agency, office or division.

**"IP"** means all intellectual property and industrial property rights comprising or relating to/ of the following: (a) Patents; (b) Trademarks; (c) internet domain names, whether or not Trademarks, registered by any authorized private registrar or Governmental Authority, web addresses, web pages, website and URLs; (d) works of authorship, expressions, designs and design registrations, whether or not copyrightable, including copyrights and copyrightable works, software and firmware, application programming interfaces, architecture, files, records, schematics, data, data files, and databases and other specifications and documentation; (e) Trade Secrets; and (f) all other intellectual property and industrial property rights, and all rights, interests and protections that are associated with, equivalent or similar to, or required for the exercise of, any of the foregoing, however arising, in each case whether registered or unregistered and including all registrations and applications for, and renewals or extensions of, such rights or forms of protection pursuant to the Laws of any jurisdiction throughout in any part of the world.

**"Marketing Materials"** means all marketing brochures, buckslips, pamphlets, emails, text, call scripts or other material, whether in printed format, audio or audiovisual format, or in any other format, that contain any (i) Content relating to the Company Deliverables or (ii) Company Marks.

**"Marks"** means collectively the domain names, trademarks, trade names, service marks, trade dress, logos, and the like used or provided by either party for use in connection with this Agreement.

**"Patents"** means all patents (including all reissues, divisionals, provisionals, continuations and continuations-in-part, re-examinations, renewals, substitutions and extensions thereof), patent applications, and other patent rights and any other Governmental Authority-issued indicia of invention ownership (including inventor's certificates, petty patents and patent utility models).

**"Person"** means a person or entity.

**"Price Books"** mean Company's current Price Book in effect for the applicable Deliverable being purchased by Customer.

**"Trade Secrets"** means and includes business or technical information of either party, including processes, formulas, devices, techniques, compilations and other material that a party attempts to maintain in secret and that derive commercial value for such party from not being generally known to the public or readily ascertainable through independent development or reverse engineering.

# TERMS & CONDITIONS · Standard Schlage Product Terms and Conditions

## Commercial

The following specific product terms and conditions are applicable only to the extent provided herein. All other terms and conditions contained in the General Terms and Conditions of Sale and Service provided in this Price Book will govern the sale of products identified in this Price Book.

**This price list supersedes and cancels all previous price lists. Prices shown are subject to change without notice. All prices may be subject to discount. Products considered "Specials" ("X" designated part numbers) fall outside of standard discount terms. Contact Customer Care for clarification.**

### Minimum Order Size for Channel Discount:

All orders less than \$500.00 list shall be discounted at book net.

### Claims and Returns:

Due to Schlage error:

- Claims for shortages and/or incorrectly filled orders must be filed with Customer Service within 30-days of receipt of material.
- Incorrect order acknowledgments must be changed by emailing request to Customer Care territory email box upon receipt of acknowledgment. Refer to inside cover of this book.
- Invoice adjustments must be faxed to Credit Adjustments @ (317) 810-3048 within 30-days of receipt of invoice.
- Returned goods will not be accepted without prior written approval from Schlage. Credit will be based upon the Return Material Authorization (RMA) issued by Customer Service or the Allegion Consultant and final acceptance by Schlage. Returns must be prominently marked with the RMA number and follow return guidelines on the RMA form.
- Product considered being defective after review by the Allegion Consultant must be returned to the Schlage Lock Company facility in Security, Colorado accompanied by an RMA. Replacement orders for defective product will be entered by Customer Service at the time of notification.

### Claims and Returns:

Due to Customer error:

- It is the policy of the Schlage Lock Company to not accept returns of any materials that are correctly furnished as per the dealer's purchase order.
- Return of product due to customer order error or accommodation must be pre-arranged with the Allegion Consultant and approved by Business Unit Manager.
- Returns are subject to a minimum restocking charge of 35% for unopened cases.
- Materials are not returnable.
- Product must be received in original factory condition and certified as such by Schlage Receiving.

Under no circumstances is Schlage liable for incidental or consequential damages. Charge-backs will not be allowed.

# Standard Schlage Product Terms and Conditions · TERMS & CONDITIONS

## Commercial

### Delivery:

For the following:

Non-Master Keyed orders

Master Keyed orders

or

Non-Master Keyed orders prominently marked on the order to "Ship Complete"

### Claims and Returns:

Expect this delivery:

Factory items will individually be assigned ship dates based on current lead times.

The entire order will be assigned ship dates grouped by factory location. Items with longest current lead times determine ship date for other items from that location.

All orders will be acknowledged with scheduled ship dates. Specific scheduled ship dates are not guaranteed by Schlage because of the nature of product, labor, availability of product or manufacturing conditions that might be beyond our control. Schlage will not be liable for back charges incurred based on availability of product in accordance with acknowledged ship dates. Selected Products are available to specific channels of distribution for 1 and 5-day delivery through the Allegion FastTrack Program. The Allegion FastTrack Program is subject to separate terms and conditions.

### Order Changes or Cancellations:

Type of Change	Type of Product		
	- Primus® Keys	Normal Factory Lead Time items	⌚ Extended Factory Lead Time items
1. Change to: <ul style="list-style-type: none"> <li>- Product, creating a different SKU number</li> <li>- Keying</li> </ul>	Not Accepted	<ul style="list-style-type: none"> <li>• OK within first <b>2-days</b> from receipt of order.</li> <li>• If after <b>2-days</b>, item must be deleted from order (see 3, 25% handling charge will apply) and entered as a new order (see 2).</li> </ul>	<ul style="list-style-type: none"> <li>• OK within first <b>10-days</b> from receipt of order.</li> <li>• If after <b>10-days</b>, item must be deleted from order (see 3, 50% handling charge will apply) and entered as a new order (see 2).</li> </ul>
2. Change to: <ul style="list-style-type: none"> <li>- Increase quantity of existing item(s)</li> <li>- Add new item(s)</li> </ul>	Not Accepted	<ul style="list-style-type: none"> <li>• New order with normal lead-time must be generated for additions. Same terms &amp; conditions will be applied if requested so long as the original order has not been shipped.</li> <li>• Additions received after the original order ships must be entered as a new order and will stand-alone for lead-time and terms &amp; conditions.</li> </ul>	
3. Change to: <ul style="list-style-type: none"> <li>- Delete item(s)</li> <li>- Reduce quantity of existing item(s)</li> <li>- Cancel order</li> </ul>	Not Accepted	<ul style="list-style-type: none"> <li>• OK within first <b>2-days</b> from receipt of order.</li> <li>• If after <b>2-days</b>, subject o handling charge of 25% of the net price of the deleted item(s).**</li> </ul>	<ul style="list-style-type: none"> <li>• OK within first <b>10-days</b> from receipt of order.</li> <li>• If after <b>10-days</b>, subject o handling charge of 50% of the net price of the deleted item(s).**</li> </ul>

\* Includes any change to key symbol, door identification and/or cylinder pinning.

\*\* Handling charges are billed on the original order.

- Notes:**
- 1) Change orders must be emailed to your Customer Care territory email box. Please state change order request in subject line. For questions call (877) 671-7011.
  - 2) Customer Care will acknowledge receipt of change orders and action taken.
  - 3) Change orders resulting in handling charges require customer review prior to change being made.



# TERMS & CONDITIONS · Standard Schlage Product Terms and Conditions

## Residential

The following specific product terms and conditions supersede the general terms and conditions of sale and service only to the extent provided herein. All other terms and conditions contained in the General Terms and Conditions of Sale and Service provided in this price book will govern the sale of products identified in this price book.

**The price list in this price book supersedes and cancels all previous price lists contained in any other price books or versions thereafter. Prices shown are subject to change without notice. All prices are subject to discount. Products considered “Specials” (“X” designated part numbers) fall outside of standard discount terms. Contact customer service for clarification.**

### Service Charges:

Service charges on past due invoices (except validly disputed items) will be assessed as follows: 1 1/2% per month or the maximum allowable by law on past due amounts open as of the last day of each calendar month until the past due amounts are paid.

### Changes or Cancellations:

Changes or cancellations to an order must be in writing and may result in additional charges for labor and/or materials. Changes may result in a delay in the scheduled ship date. Additions to orders will be entered as separate stand-alone orders and must qualify for all terms of sale, including discounts, on an individual basis. Changes or deletions resulting in an order size of less than our minimum will not be accepted. Orders for non-cataloged, special or nonstandard items may not be canceled. Factory orders may not be changed within 7 days.

### Claims and Returns:

Claims for shortages and/or incorrectly filled orders must be filed with Customer Service within 10 days of receipt of material. Price adjustments must also be made in writing to Customer Service within 30 days from receipt of invoice. No returned goods will be accepted without written approval from Schlage. Credit will be based upon the written authorization of the Schlage representative and final acceptance by Schlage. Such returns must be prominently marked with the return goods authorization number and shipped prepaid. Returns, if approved, will be subject to a minimum restocking charge of 35% for unopened cases received in the same condition as when sold by Schlage. Materials are not returnable. Charge-backs will not be allowed.

### Taxes:

Prices do not include any present or future Federal, State or local property, license, privilege, sales, use, excise, gross receipts or other like taxes or assessments which may result from transactions or any services performed in connection therewith.

### Delivery:

Orders will be assigned ship dates and acknowledged accordingly, based on estimates of availability of products. Specific scheduled ship dates are not guaranteed by Schlage because of the nature of product, labor, availability of material or manufacturing conditions that might be beyond our control. Schlage will not be liable for back charges incurred based on availability of product in accordance with acknowledged ship dates.

### Certifications:

Schlage products, as noted in our catalog, are produced and tested by independent laboratories for compliance with UL and ANSI standards. Any field modification or alteration of product will void certification.

Copyright 2014, Allegion

All rights reserved. Printed in U.S.A.

## Product Warranties: Commercial Applications

### 3 Year Limited Mechanical Warranty and 1-Year Limited Electromechanical Warranty

Schlage Lock Company, LLC (the "Company") extends a three year limited mechanical warranty and one year limited electromechanical warranty to the original user of the products manufactured by the Company (the "Products") against defects in material and workmanship from the date of purchase. Certain Products contain restrictions to this limited warranty, additional warranties, or different warranty periods. Please see below for specific Product warranty information.

**What The Company Will Do:** Upon return of the defective Product to the Company or its authorized distributor for inspection, free and clear of all liens and encumbrances and accompanied by the statement of defects of proof of purchase, the Company will replace the Product.

**Original User:** These warranties only apply to the Original User of Products. These warranties are not transferable.

**What Is Not Covered:** The following costs, expenses and damages are not covered by the provisions of these limited warranties: (i) labor costs including, but not limited to, such costs for the removal and reinstallation of Products; (ii) shipping and freight expenses required to return the Products to the Company; or (iii) any other incidental, consequential, indirect, special and/or punitive damages, whether based on contract, warranty, tort (including, but not limited to strict liability or negligence), patent infringement, or otherwise, even if advised of the possibility of such damages. Some states do not allow the exclusion or limitation of incidental or consequential damages, so the above exclusion or limitation may not apply to you.

**The provisions of these limited warranties do not apply to Products: (i) used for purposes for which they are not designed or intended; (ii) which have been subjected to alteration, misuse, abuse, negligence, or accident; (iii) which have been improperly stored, installed, maintained, repaired or operated; (iv) which have been used in violation of written instructions provided by Schlage; (v) which have been subjected to improper temperature, humidity, or other environmental conditions (i.e., corrosion); or (vi) which, based on the Company's examination, do not disclose to the Company's satisfaction non-conformance to the warranties. Additionally, the Company will not warrant ANSI A156.2 Grade 2 lever Product installed in educational facilities and student housing.**

**Additional Terms:** The Company does not authorize any person to create for it any obligation or liability in connection with the Products. **The Company's maximum liability under these warranties is limited to the purchase price of the Product.** No action arising out of any claimed breach of these warranties by the Company may be brought by the Original User more than one (1) year after the cause of action has arisen.

**How State Law Applies:** These warranties give you specific legal rights, and you may also have other rights which vary from state to state.

### SPECIFIC PRODUCT WARRANTY RESTRICTIONS/ADDITIONAL WARRANTIES:

#### ND-Series Levers 10-Year Mechanical Warranty

The limited warranty is for a period of seven (7) years for products shipped prior to January 2012. 10-year for products shipped after January 2012.

#### Small Format Interchangeable Core (SFIC) Warranty

The limited warranty also applies to Schlage locks and housings when used with another manufacturer's cores, or to Schlage cores (i.e. SFIC) when used in another manufacturer's locks and housings. *The use of unauthorized cylinder cams or other components with the Products shall void these warranties.*

#### Everest 29, Everest 29 Primus, Everest 29 Primus XP, Everest, Everest Primus, and Everest Primus XP Limited Lifetime Key Breakage Warranty

A limited lifetime warranty is provided to the original user against breakage and is subject to the restrictions of these limited warranties.

#### Portable Security Limited Lifetime Warranty

A limited lifetime warranty is provided to the original user and is subject to the restrictions of these limited warranties.

**Exclusions:** Oil Rubbed Bronze finish (613) is designed to improve over time and change in appearance, creating a living finish through daily use and thus, finish discoloration is not applicable to the above warranty.

## Product Warranties: Residential Applications

### Lifetime Limited Mechanical & Finish Warranty and 1-Year Limited Electronics Warranty

Subject to the terms and conditions of this warranty, Schlage extends a lifetime limited mechanical and finish warranty and a one-year limited electronics warranty to the original consumer user ("Original User") of our Schlage brand product ("Product") against defects in material and workmanship, as long as the Original User occupies the residential premises upon which the Product was originally installed.

**What Schlage will do:** Upon return of the defective Product to Schlage, Schlage's sole obligation, at its option, is to either repair or replace the Product, or refund the original purchase price in exchange for the Product. Original User: This warranty only applies to the Original User of Products. This warranty is not transferable.

**What is not covered:** The following costs, expenses and damages are not covered by the provisions of this limited Warranty: (i) labor costs including, but not limited to, such costs as the removal and reinstallation of Product; (in) shipping and freight expenses required to return Product to Schlage; and (iii) any other incidental, consequential, indirect, special and/or punitive damages, whether based on contract, warranty, tort (including, but not limited to, strict liability or negligence), patent infringement, or otherwise, even if advised of the possibility of such damages. Some local laws do not allow the exclusion or limitation of incidental or consequential damages, so the above exclusion or limitation may not apply to you.

**The provisions of this warranty do not apply to Products:** (i) used in commercial applications; (ii) used in common area applications; (iii) used for purposes for which they are not designed or intended; (iv) which have been subjected to alteration, abuse, misuse, negligence or accident; (v) which have been improperly stored, installed, maintained or operated; (vi) which have been used in violation of written instructions provided by Schlage; (vii) which have been subjected to improper temperature, humidity or other environmental conditions; or (viii) which, based on Schlage's examination, do not disclose to Schlage's satisfaction non-conformance to the warranty. Additionally, this warranty DOES NOT COVER scratches, abrasions, or deterioration due to the use of paints, solvents or other chemicals.

**Exclusions:** Oil Rubbed Bronze finish (613) is designed to improve over time and change in appearance, creating a living finish through daily use and thus, finish discoloration is not applicable to the above warranty. **Additional terms:** Schlage does not authorize any person to create for it any obligation or liability in connection with the Product. Schlage's maximum liability here under is limited to the original purchase price of the Product. No action arising out of any claimed breach of this warranty by Schlage may be brought by the Original User more than one (1) year after the cause of action has arisen.

**How local law applies:** This warranty gives you specific legal rights, and you may also have other rights as otherwise permitted by law. If this Product is considered a consumer product, please be advised that some local laws do not allow limitations on incidental or consequential damages or how long an implied warranty lasts, so that the above limitations may not fully apply. Refer to your local laws for your specific rights under this warranty.

# TERMS & CONDITIONS - Product Warranties and Distribution Policy

## Product Warranties: Residential Applications (Cont.)

**Guaranteed Fit Program:** Schlage products are designed to fit standard residential door preparations and retrofit existing tubular locks. Note: Mortise locks and preparations are not considered standard and are not guaranteed under this program. During the initial installation, if there is a problem with the Product's performance, the Original User may simply contact Schlage Customer Service at 888-805-9837 in the U.S. and Canada or 800-506-7866 in Mexico for assistance.

**Program and warranty claims:** If you encounter a residential door preparation or fit issue under the Guaranteed Fit Program or have a claim under this warranty, please contact Schlage Customer Service for repair, replacement or refund of the original purchase price in exchange for the return of the Product to Schlage.

### **DEXTER**<sup>®</sup> Lifetime Mechanical Warranty and 5-year Finish Warranty by **SCHLAGE**<sup>®</sup>

Subject to the terms and conditions of this warranty, Schlage Lock Company ("Schlage") extends a lifetime limited mechanical and 5-year finish warranty to the original consumer user ("Original User") of Schlage J Series (formerly Dexter by Schlage) products ("Product") against defects in material and workmanship, as long as the Original User occupies the residential premises upon which the Product was originally installed.

**What Schlage will do:** Upon return of the defective Product to Schlage, Schlage's sole obligation, at its option, is to either repair or replace the Product, or refund the original purchase price in exchange for the Product. Original User: This warranty only applies to the Original User of Products. This warranty is not transferable.

**What is not covered:** The following costs, expenses and damages are not covered by the provisions of this limited Warranty: (i) labor costs including, but not limited to, such costs as the removal and reinstallation of Product; (in) shipping and freight expenses required to return Product to Schlage; and (iii) any other incidental, consequential, indirect, special and/or punitive damages, whether based on contract, warranty, tort (including, but not limited to, strict liability or negligence), patent infringement, or otherwise, even if advised of the possibility of such damages. Some local laws do not allow the exclusion or limitation of incidental or consequential damages, so the above exclusion or limitation may not apply to you.

**The provisions of this warranty do not apply to Products:** (i) used in commercial applications; (ii) used in common area applications; (iii) used for purposes for which they are not designed or intended; (iv) which have been subjected to alteration, abuse, misuse, negligence or accident; (v) which have been improperly stored, installed, maintained or operated; (vi) which have been used in violation of written instructions provided by Schlage; (vii) which have been subjected to improper temperature, humidity or other environmental conditions; or (viii) which, based on Schlage's examination, do not disclose to Schlage's satisfaction non-conformance to the warranty. Additionally, this warranty DOES NOT COVER scratches, abrasions, or deterioration due to the use of paints, solvents or other chemicals.

## Product Warranties, Additional Terms & Conditions: Commercial and Residential Applications

**Additional Terms:** The Company does not authorize any person to create for it any obligation or liability in connection with the Products. The Company's maximum liability under these warranties is limited to the purchase price of the Product. No action arising out of any claimed breach of these warranties by the Company may be brought by the Original User more than one (1) year after the cause of action has arisen.

**How State Law Applies:** These warranties give you specific legal rights, and you may also have other rights which vary from state to state.

**Note:** Should the Product be considered a consumer product as may be covered by the Magnusson Moss Federal Warranty Act, please be advised that: (1) Some states do not allow limitations or incidental consequential damages or how long an implied warranty lasts so that the above limitations may not fully apply; and (2) This warranty gives specific legal rights and a user may have other rights which may vary from state to state.

For warranty service and shipping instructions contact:

### Schlage and Portable Security Commercial Customers

Schlage  
Customer Care  
3899 Hancock Expressway  
Colorado Springs, CO 80911

(877) 671-7011  
Fax (800) 452-0665

### Schlage and Portable Security Residential and Retail Customers

Schlage  
Customer Care  
2119 East Kansas City Road  
Olathe, KS 66061

(800) 847-1864 (option 1) Consumer  
Fax (800) 366-5625

The Schlage Lock Company reserves the right to make changes in designs and specifications or to make additions or improvements on its products without notice and without incurring any obligation to incorporate them on products previously manufactured. The Schlage Lock Company is not responsible for any modification, addition or alteration to our products by others.

## Distribution Function and Location Policy

The Schlage customer relationship includes the nonexclusive area of primary sales responsibility and the channel of distribution assigned by Schlage. It is vital to our success and for the effective management of the distribution of our products that the Schlage customer relationship, once it is satisfactorily established between us, should not be changed without our approval. Therefore, after selection by Schlage as a distributor of one or more of Schlage products, a customer should continue to perform that distribution function from the location of its business at the place or places utilized at the time of selection. A customer should not change its Schlage distribution function or establish a different or additional location without the prior written consent of Schlage.

Schlage reserves the right to discontinue, after appropriate notice, sale of its products to any customer which refuses to adhere to this policy. Schlage also reserves the right to change, in its sole discretion, the number and locations of the distributors authorized to distribute its products in any area. This determination will be based upon, among other considerations, the success or failure in developing the market for Schlage products.

## Schlage Key Systems Sales Policy

### Definition-

Standard keyways are C, CE, E, EF, F, FG, G, H, J, K, L. All other keyways are considered restricted.

Everest, Everest Primus, Classic Primus and all other restricted keyway products (Quad, Reversed, Numbered) manufactured by the Schlage Lock Company are offered for sale by policies set forth per product type and security levels through specific channels of distribution. Possession of this price book or any other Schlage price book does not constitute “the right to purchase” these products. Please refer to the sales policy below for terms and condition. The term keyway(s) refer(s) to keyway, key sections or side bit milling.

### Standard Classic (Obverse) Key Sections- no restriction

Standard keyways are Classic (Obverse) C, CE, E, EF, F, FG, G, H, J, K, L.

### Everest and Everest 29 Open (C and S Key Sections)

Everest and Everest 29 Open (C & S keyways) include non-Primus products with Everest C and Everest 29 S keyways and key sections. Schlage only sells Everest and Everest 29 Open products to commercial security professionals. Commercial security professionals purchasing Everest and Everest 29 Open products from Schlage are permitted to stock and to originate or duplicate keys without signature verification.

Purchasers of Everest and Everest 29 open (C & S) are permitted to resell the products in accordance with their distribution agreement to end users and to other commercial security dealers who have a professional locksmith on staff but are expressly prohibited from selling to:

- i) Any residential retail outlet.
- ii) Any individual or entity purchasing or selling products through any method of auction.

### End User Keyways - Primus / Primus XP levels 3, 4 & 9, Everest D, Everest B, Everest 29 T, Everest 29 R, Quad, Reversed, Numbered.

End user restricted keyways are manufactured and sold by Schlage for use within the end user facilities only and are not for dealer or locksmith's use or distribution. The facilities are described as the “ship-to” address pre-authorized by the end user via a letter of authorization (LOA) or face sheet (depending upon the key system type).

End user keyway products may be stocked at the end user location only, unless authorized otherwise in writing by the end user. Every new end user system, using these restricted keyways, requires prior approval from the local SSC sales office management.

Restricted end user keyways may not be sold to any contract hardware dealer or wholesale distributor not open as a direct Schlage account as the time of the sale, unless authorization has been granted in writing by the local SSC sales office management where the end user reside.

### Locksmiths/ dealers' keyways - Primus/ Primus XP levels 1, 1+, 2, 7, 8, Everest B234 & B235, Everest 29 R234 & R235.

Locksmith/ dealer key section can be sold to commercial locksmiths/ dealers only.

Right to stock and sell locksmiths/ dealers restricted keyways requires the appropriate written agreement with Schlage and approval by the local SSC sale office management. Please contact your local SSC sale office for a copy of these contracts and additional information.

Schlage hereby reserves the right to terminate or take any other legal action against any party that violates this policy.



## Restricted Keyway Policy

### Everest B, Everest 29 R

All Everest and Everest 29 SFIC (B and R Families) keyways are restricted.

When ordering a new keying system, include the following:

- Job (end-user) name, city, state and zip code.
- Letter of Authorization (LOA) – Authorized ship-to address for key blanks, cores and cut keys on end-user's official stationery. See **Forms & Examples** for sample letter of authorization.
- Numerically defined specifications for expansion of all branches of the key system.

The factory will assign a "facility code" which will appear on all keys and blanks for this job. When ordering additions to an existing keying system, include the following:

- Job (end-user) name, city, state and zip code.
- Facility code previously assigned by Schlage and stamped on all existing keys and blanks.
- Registry number of the keying system as established by Schlage.
- Letter of authorization on end-user's official stationery is required when:
  - End-user places order with new dealer.
  - Order is to be drop shipped to a different ship-to address than originally authorized by the end-user.See **Forms & Examples** for sample letter of authorization.

Bitting list (transcript) orders require a letter of authorization on the end-user's official stationery. Prevailing prices apply.

### Everest D, Everest 29 T

All Everest D and Everest 29 T keyways are restricted.

When ordering a new keying system, include the following:

- Job (end-user) name, city, state and zip code.
- Letter of Authorization (LOA) – Authorized ship-to address for all products on end-user's official stationery. See **Forms & Examples** for sample letter of authorization.
- Numerically defined specifications for expansion of all branches of the key system.

The factory will assign a "facility code" which will appear on all keys and blanks for this job. When ordering additions to an existing keying system, include the following:

- Job (end-user) name, city, state and zip code.
- Facility code previously assigned by Schlage and stamped on all existing keys and blanks.
- Registry number of the keying system as established by Schlage.
- Letter of authorization on end-user's official stationery is required when:
  - End-user places order with new dealer.
  - Order is to be drop shipped to a different ship-to address than originally authorized by the end-user.See **Forms & Examples** for sample letter of authorization.

### Quad, Numbered ("Paracentric") and Reverse Keyway Family Policy

A letter of authorization from the end-user is required for all orders for restricted keyway plugs, 0-bitted and 1-bitted products and all key blanks. Restricted keyway products are not available keyed random. The letter of authorization must include the address in which the materials will be shipped. Keyway or keyway family must be referenced in the letter. Letters must be dated and signed by the end user. Letters dated more than 6 months prior to the order submission date will not be accepted. Letters for projects that are ongoing may be older than six months if effective dates are referenced in the letter. With the exception of the signature, all other information must be typed.

### Allowable End User Authorizations for Restricted Keyways:

The end user can authorize a dealer or distributor to order and inventory products if they so choose. This authorization requires the submission of a fully completed "Letter of Authorization" or "Signature Card", depending on the product type requirements, by the end user to Schlage.

## Construction Core Program Policy

Full size and small format construction cores will be invoiced under standard payment terms. Credit for these cores, less the handling charge, will be issued upon their return to the factory. Please contact customer service for return authorization. Customers may not deduct payment for construction cores prior to completion of their authorized return.

## Control Keys for Interchangeable Cores

A single control key will be added to orders containing interchangeable cores where a new masterkey system, master key system expansions requiring a different control key and all construction core orders are placed and does not include a control key on the purchase order. Construction core orders will include both a control and user key.

## Primus® / Primus XP Sales Policy

Primus High Security cylinder products manufactured by the Schlage Lock Company are offered for sale through specific channels of distribution, based on stocking requirements and security levels. Possession of this price book or any other Schlage price book does not constitute “the right to purchase” Primus products.

**Important:** In stocking levels where purchase agreements are required, a fully executed purchase agreement, including initial minimum inventory order, must be in place before any Primus products may be quoted or purchased. Contact your SSC Consultant for specific details.

The prices contained herein apply to Primus Levels 1 through 9 with respect to the actual product. Availability of product is subject to additional conditions as follows:

### Classic Keyways

**PRIMUS/PRIMUS XP LEVEL 1:** For retail locksmiths and Schlage dealers. Standard nationwide side biting by keyway. Stocking level requires a separate Primus/Primus XP agreement. Initial inventory commitment required for distributors but not for participating locksmiths. Obverse keyways only. HP, JP and LP section keys are not available.

**PRIMUS LEVEL 1 PLUS:** For retail locksmiths. A side biting is assigned on a nationwide exclusive basis to a specific Schlage wholesale distributor. Stocking level which requires a separate Primus purchase agreement and an initial minimum inventory purchase by the wholesaler and the locksmith. Obverse keyways only. HP, JP and LP section keys are not available. Cylinders are always furnished less key blanks (LKB).

**PRIMUS XP LEVEL 1 PLUS:** For retail locksmiths. An exclusive side biting is assigned to dealer within the first three digits of the dealer physical location zip-code. Distribution through direct Schlage dealers. Stocking level which requires a separate Primus purchase agreement and an initial minimum inventory purchase. Obverse keyways only. Cylinders can be ordered LKB, KD, KA or MK.

**PRIMUS/PRIMUS XP LEVEL 2:** For Schlage dealers and large commercial locksmith businesses. Exclusive side biting is assigned to dealer by time zone. Distribution through direct Schlage dealers. Stocking level which requires a separate Primus purchase agreement and an initial minimum inventory purchase. Obverse keyways only.

**PRIMUS/PRIMUS XP LEVEL 3:** End user level not stocked by dealers. Key systems are assigned a side biting exclusive within 2-digit zip code (Level 3G) for orders of 60 - 1,999 Primus cylinders. Orders of fewer than 60 Primus cylinders are randomly assigned a side biting from a small nationwide pool of side bittings (Level 3U). Distribution through Schlage dealers and Schlage wholesale distributors. Obverse and Quad keyways only.

**PRIMUS/PRIMUS XP LEVEL 4:** End user level not stocked by dealers. Key systems are assigned a side biting exclusive within a time zone (Level 4Z) for orders of 2,000 - 3,999 Primus cylinders. A nationwide exclusive side biting (Level 4N) is assigned to key systems of 4,000 or more Primus cylinders. This exclusivity can be purchased for a separate fee for smaller quantities of cylinders. This price book does not contain the fee schedule. Contact your SSC Consultant for specific information. Distribution through Schlage dealers and Schlage wholesale distributors. Obverse and Quad keyways only.

**PRIMUS LEVEL 7:** For retail locksmiths. Side biting is assigned on a nationwide exclusive basis to a specific Schlage wholesale distributor. Stocking level which requires a separate Primus purchase agreement and an initial minimum inventory purchase by the Schlage wholesaler and the locksmith. Same as Level 1 PLUS above, but with Everest S Family keyways only.

**PRIMUS XP LEVEL 7:** For retail locksmiths. An exclusive side biting is assigned to dealer within the first three digits of the dealer physical location zip-code. Distribution through direct Schlage dealers. Stocking level which requires a separate Primus purchase agreement and an initial minimum inventory purchase. All Everest 29 key sections. Cylinders can be ordered MK, KA, KD or LKB.

**PRIMUS/PRIMUS XP LEVEL 8:** For Schlage dealers and large commercial locksmith businesses. Exclusive side biting is assigned to dealer by time zone. Distribution through direct Schlage dealers. Stocking level which requires a separate Primus purchase agreement and an initial minimum inventory purchase. Equivalent to Level 2 above, but with Everest S Family keyways only.

**PRIMUS/PRIMUS XP LEVEL 9:** End user level not stocked by dealers. Key systems are assigned varying degrees of geographically exclusive side bittings based on a sliding scale of purchase commitment or separate fees. This price book does not contain the fee schedule. Contact your SSC Consultant for specific information. Distribution through Schlage dealers and Schlage wholesale distributors. Level 9U, 9G, 9Z, and 9N are equivalent to Levels 3U, 3G, 4Z, and 4N above, but with Everest S and T Family keyways.

The following side bit milling exclusivity criteria apply to both levels 3, 4 & 9:

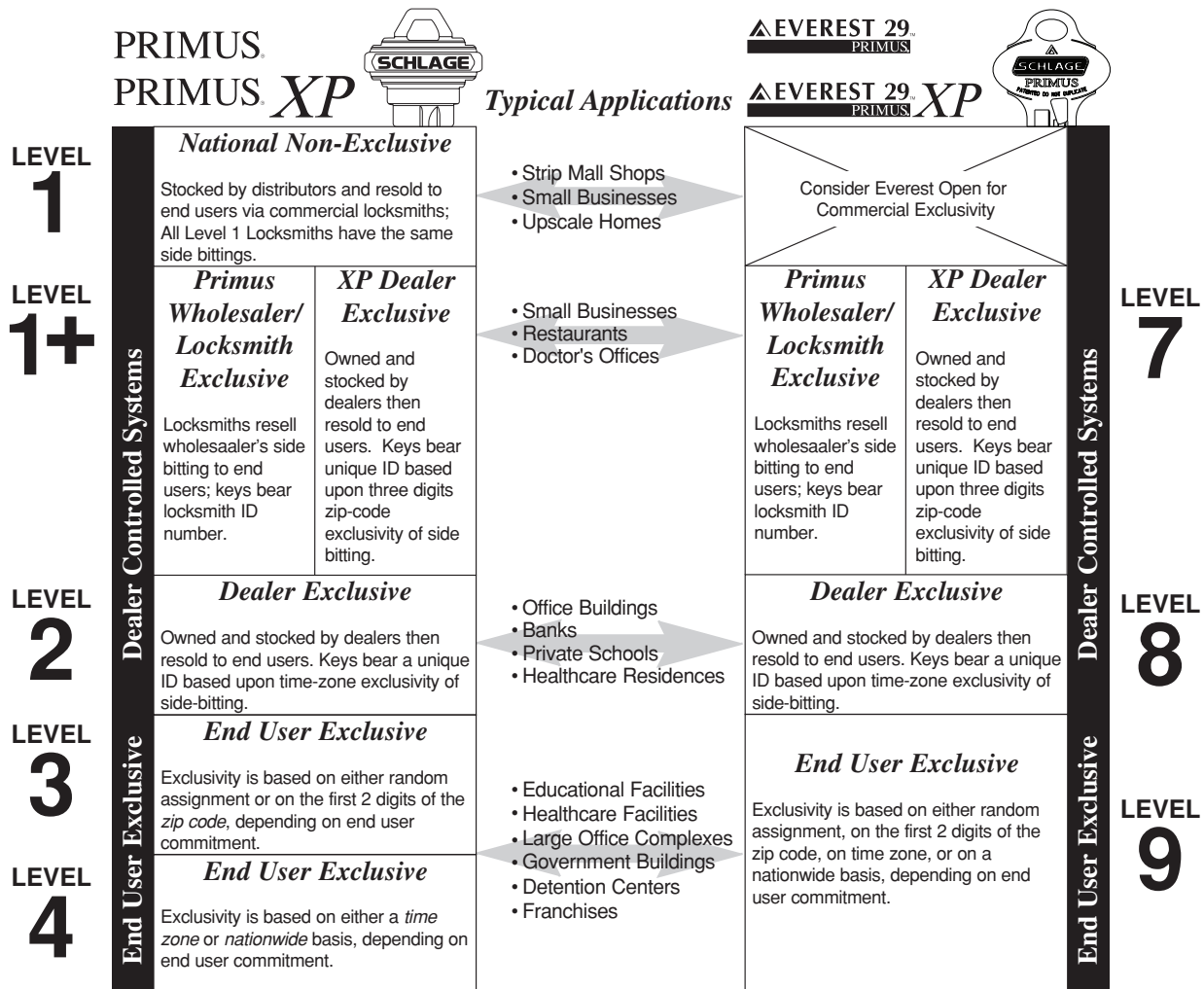
- 1- 60 cylinders-Random assignment
- 61-1999 cylinders-First two digits of zip-code
- 2000-3999 cylinders-Time-Zone Exclusivity (also available for \$10,000 fee for an organization who would like this exclusivity and doesn't meet cylinders quantity requirement).
- 4000 + cylinders-Nation Wide Exclusivity.(also available for \$40,000 fee for an organization who would like this exclusivity and doesn't meet cylinders quantity requirement).

### Important Ordering Information

See Forms & Examples: Primus and Everest 29 Primus Ordering Checklist for a checklist of information required to process a Primus order. Note that, for security reasons, all end user Primus levels (Level 3, 4 and 9) require a Facesheet (MS-EI20) bearing an original signature. Opening orders for end user Primus levels also require a Signature Card (MS-EI30) bearing original signatures. Facesheets and signature cards are used to authenticate the end user request for product, therefore orders received without the correct supporting documents (or without original signatures) are subject to delays or cancellations. Blank Facesheets and Signature Cards are included in the Forms & Examples section of this price book for your reference. Additionally, electronic version of these forms are available at [allegion.com/us](http://allegion.com/us).

The Schlage Lock Company reserves the right to make changes in designs and specifications, to make additions or improvements on its products, or to discontinue products without incurring any obligation. The Schlage Lock Company is not responsible for any modification, addition, or alteration to our products by others.

Inventory commitment Requirements-Commercial Locksmiths Levels			
Primus XP		Everest 29 Primus XP	
Level 1	None	N/A	N/A
Level 1+	\$7,500	Level 7 XP	\$7,500
Level 2	25,000	Level 8	\$25,000



## Electronic Validation from Schlage

Electronic Validation (e-validation) is an online system for the use of the end user to create electronic authorizations replacing the letter of authorization (LOA) and Primus Facesheet processes. This online validation system is designed to ease the burden of an end user providing authorizations for ordering restricted key and cylinder products on their behalf. Through this system, the end user can register for an online account with Schlage that will allow them to manage their shipping addresses, shipping contacts and additional authorized users for their restricted products. Through this system, they can then generate an electronic Facesheet that they can provide to the distributor of their choice to allow an order for restricted products to proceed. Enrolling in and using this feature will reduce the overall time for an order to be processed from the time that the end user has determined the need for product. The electronic Facesheet provided by the e-validation system can be faxed or emailed along with a distributors order reducing the time and energy required for original copies of Facesheets previously required. The system is for both new and existing restricted key system owners. For new restricted systems, a registration process will provide the ability to create the initiating Facesheet for the project.

- Products/key systems eligible for e-validation:**
- Everest** – B and D restricted family of keyways
  - Everest 29** – R and T restricted family of keyways
  - Primus** – All keyway families that include the Primus feature
  - Primus XP** – All keyway families that include the Primus XP feature

**E-validation can be accessed at the following web address:** [HTTPS://mycredentials.allegion.com](https://mycredentials.allegion.com)

Keyway Family of Master Key System	Standard Method of Shipment
<ul style="list-style-type: none"> <li>• Classic Restricted (Numbered, Quad and Reverse)</li> <li>• Classic Primus (Obverse and Quad)</li> <li>• Everest Restricted (B and D Family)</li> <li>• Everest 29 Restricted (R and T Family)</li> <li>• Everest Primus (C and D Family)</li> <li>• Everest 29 Primus and Primus XP (S and T Family)</li> <li>• Classic Open (Obverse)</li> <li>• Everest Open (C Family)</li> <li>• Everest 29 Open (S Family)</li> </ul>	<p><b>2-Day Air</b></p> <ul style="list-style-type: none"> <li>• Tracking number is assigned to shipment</li> <li>• Recipient's signature is required upon delivery</li> </ul>

All goods are shipped F.O.B. factory and become the customer's property when they pass into the hands of the transportation company. Schlage reserves the right to use our choice of carrier.

**Schlage Default Keyways**

<p><b>Schlage Commercial products (excluding Portable Security)</b>                      Default keyway is Everest 29 S123                      For other optional keyways, please specify</p>
<p><b>Schlage Electronics</b>                      Default keyway is Everest 29 S123                      For other optional keyways, please specify</p>
<p><b>Portable Security - Kryptonite:</b>                      default to C keyway KD                      For made to order products, please specify the keying and keyway</p>
<p><b>Schlage Residential: (F, B60, Dexter)</b>                      Default keyway is C</p>

## Hardware Finishes:

Schlage Lock finishes are durable, top quality finishes obtained by the careful processing of solid brass, bronze, stainless steel or other materials. Where required, a protective clear coating is applied and cured under high temperature. It is important that climatic conditions and usage be taken under consideration when selecting finishes. This is especially true in areas subjected to strong corrosive vapors, humid climate or sea air which, in a short time, may have a damaging effect on metal finishes. The longevity and preservation of the finish appearance is determined by base metal and finishing process. Clear protective coating or other organic finishing applications may require different methods of cleaning and care. As an example, non-clear coated finishes should not be cleaned with soaps or any solvents; organically coated surfaces should periodically be cleaned with a mild, nonabrasive soap and buffed lightly with a clean cloth. The type of base metal and finishing techniques must be considered when applying any cleaning or preservative method. Contact the Schlage Technical Services Department for further information on the care of finished hardware.

In some instances, for customer convenience, the most appropriate BHMA finish symbols are used to indicate similarity of appearance, regardless of base metal or finishing process. A, AL, CS, D, ND, F, FA, H, S, S200-Series and Dexter by Schlage levers are zinc-based material and are plated to match finishes indicated. L-Series will utilize a brass material for 612 and 613 finishes. Finishes of latches, strikes, cylinders/cores, and visible mounting screws, though similar in appearance, may differ from the finish of the trim. Finish numbers in the 600-Series are the BHMA (Builders Hardware Manufacturers Association) industry standard.

## Commercial Finish Codes and Descriptions:

The nearest old U.S. equivalent code designations are shown in parenthesis ( ).

Symbol	Description	Symbol	Description
<b>605</b> (3)	BRIGHT BRASS, Clear Coated	<b>625</b> (26)	BRIGHT CHROMIUM PLATED, No Coating
<b>606</b> (4)	SATIN BRASS, Clear Coated	<b>626</b> (26D)	SATIN CHROMIUM PLATED, No Coating
<b>609</b> (5)	ANTIQUÉ BRASS, Satin Brass, Blackened, Satin Relieved, Clear Coated	<b>629</b> (32)	BRIGHT STAINLESS STEEL, No Coating
<b>612</b> (10)	SATIN BRONZE, Clear Coated	<b>630</b> (32D)	SATIN STAINLESS STEEL, No Coating
<b>613*</b> (10B)	OIL RUBBED BRONZE, Oxidized Satin Bronze, Oil Rubbed, No Coating	<b>643e</b>	AGED BRONZE, Clear Coated
<b>619</b> (15)	SATIN NICKEL, Satin Nickel Plated, Clear Coated		

*\*Oil rubbed bronze (613) is considered a category "B" finish by ANSI/BHMA and will vary in color when applied to different alloys and forms of base material. 613 will also vary from production lot and additionally from one manufacturer to another. Oil rubbed bronze will wear off over time due to the "rubbed" finishing method that has no protective coating or plating.*











**Table of Contents**

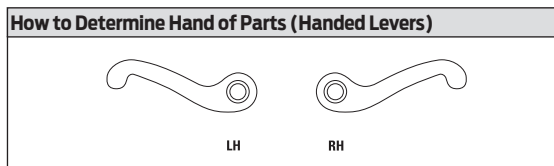
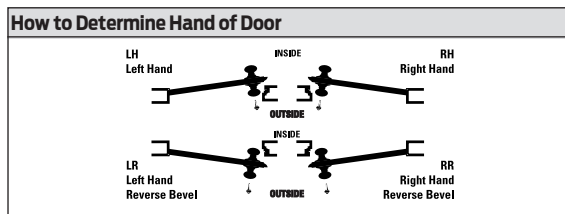
<b>How To Order</b>	<b>Forms-2</b>
How to Determine Hand of Door .....	Forms-2
How to Determine Hand of Parts (Handed Levers) .....	Forms-2
<b>Ordering Examples</b>	<b>Forms-3</b>
<b>Sample Letter of Authorization for Everest® Restricted Products</b>	<b>Forms-4</b>
<b>Order Forms</b>	<b>Forms-6</b>
Using Order Forms .....	Forms-6
Sequential List of Order Forms .....	Forms-6

# FORMS & EXAMPLES - How To Order

To order Schlage products, descriptive data should be in the same sequence as shown:

LINE ITEM	QTY	PRODUCT	OUTSIDE		INSIDE		HAND	LATCH	DR STRIKE	THK	EXT	DIM	ADDITIONAL DETAILS
			DES	FIN	DES	FIN							
1	2	3	4	5	6	7	8	9	10	11	12	13	14

- LINE ITEM:** Line item number
- QTY:** Quantity
- PRODUCT:** Complete lock product or part number
- OUTSIDE DES:** Outside design code
- OUTSIDE FIN:** Outside finish code
- INSIDE DES:** Inside design code. Leave blank if same as outside design code.
- INSIDE FIN:** Inside finish code. Leave blank if same as outside finish code.
- HAND:** Hand of door. Only one hand allowed per line item.  
Example: RH=Right Hand, LH=Left Hand, RR=Right Reverse, LR=Left Reverse.



- LATCH:** Latch. Leave blank for standard or specify part number if non-standard latch is required. LLL=Less Latch.
- STRIKE:** Strike. Leave blank for standard or specify part number if non-standard strike is required. LLL=Less Strike.
- DR THK:** Door Thickness. Enter door thickness if non-standard. Example: 138=1 3/8", 214=2 1/4", 212=2 1/2".
- EXT:** Extension. Enter one of the following when doors 2" thick or greater are specified:  
EE = Extended Equally  
EI = Extended Inside  
EO = Extended Outside  
ED = Extended Differently

EI or EO assumes the latch will be centered on a 1 3/4" door, to which material has been added.

- DIM:** Enter dimension for non-standard strike lip length and mortise cylinder or blocking ring length.  
012 = 1/8"      118 = 1 1/8"  
018 = 3/16"      114 = 1 1/4"  
025 = 1/4"      138 = 1 3/8"  
031 = 5/16"      112 = 1 1/2"  
037 = 3/8"      158 = 1 5/8"  
050 = 1/2"      134 = 1 3/4"  
078 = 7/8"      200 = 2"  
100 = 1"      400 = 4"

- ADDITIONAL DETAILS:** Enter detail for keying information and for special requirements.

LINE ITEM	QTY	PRODUCT	OUTSIDE		INSIDE		HAND	LATCH	DR STRIKE	THK	EXT	DIM	ADDITIONAL DETAILS
			DES	FIN	DES	FIN							
<b>One A or F-Series passage lock with a Georgian knob &amp; rose in 609 on the outside and a Plymouth knob &amp; rose in 605 on the inside, drive-in latch and strike.</b>													
1	1	A10S	GEO	609	PLY	605		11-110	10-058				

<b>One D-Series classroom lock with Orbit interchangeable core knob for a 2 1/4" thick door, extended equally, E keyway. Also furnish one control key blank.</b>													
2	3	D70RD	ORB				RH			214	EE	138	E-111111
3	1	35-056											E section

<b>Two AL-Series entrance locks with Saturn levers in US 10B with knurling on the outside, tamper resistant screws and keyed alike.</b>													
4	2	AL53PD	8SA	613	SAT								KA Torx screws

<b>One S-Series storeroom lock with Saturn levers in 612, four keys per lock.</b>													
5	1	S80PD	SAT	612									4 keys total
6	2	50-215											Charge for extra cut keys

<b>One L-Series passage lock with O5L 630 trim, with lead lined chassis.</b>													
7	1	L9010	O5L	630			RH						Lead lined per XL11-515

<b>One B600-Series single cylinder deadbolt in US 26D outside, US 3 inside, less the strike, with construction core. No control or change keys.</b>													
8	1	B660T		626					LLL				ICX
9	1	50-231											Handling Charge

<b>One ND-Series lever lock in RHO 612, classroom function on the outside, storeroom on the inside. Construction and master keyed to new system. Furnish one master key and one construction master key.*</b>													
10	1	ND70x80PD	RHO	612									Per XN12-006
11	1	49-101											Master Key
12	1	48-104											Construction Master Key
13	2	50-210											Master keying charge (1/cyl)
14	2	50-211											Constr. keying charge (1/cyl)

<b>One A-Series lock with an Orbit knob in US 3, entrance function, and Primus level 1 cylinder, CP keyway, 0-bitted, no keys.</b>													
15	1	A53LD	ORB	605									
16	1	20-724		606							122		Primus #000367, CP-000000, LKB

<b>One mortise cylinder, 1 1/4" long, which will operate a Von Duprin exit device</b>													
17	1	20-001		626								114	

<b>One hotel function L-Series lock with 17B trim in 625, large bow change keys and one large bow emergency key, F section, 0-bitted. Left hand door.</b>													
18	1	L9485P	17B	625			LH						F-000000, 35-141 Keys
19	2	50-228											Charge for large bow keys substituted for standard bow keys
20	1	35-101											F section

\* Use Master Keyed order form and Key System Summary when ordering.



**DISTRICT 10**

**End User Letterhead - REQUIRED**

District 10 Schools  
555 Main Street  
End User City, State 55555  
(555) 555-5555

May 1, 2003

**Date - REQUIRED**

**To:** Schlage Dealer  
100 East Avenue  
Dealer City, State 11111

**Dealer Name - RECOMMENDED**

**Include Registry Number & Facility Code (stamped on keys) for existing key systems**

**RE: District 10, Jones Elementary School**

**Facility Name - REQUIRED**

Please consider this authorization to ship product for the above-referenced project.

Jones Elementary School is to be keyed using a new Everest 29 T Restricted Key System. For security reasons, we would like to have all keys for this facility shipped to a location other than the job site. Master keyed products, however, can be shipped directly to the site. This letter authorizes Schlage to ship our restricted products to the following addresses:

Master Keyed Products, Construction Keys, Locks Less  
Cylinders, and Locks with Construction Cores

Attn: Building Project Manager  
District 10 Schools  
555 Main Street  
End User City, State 55555

Master Keys, Change Keys, Control Keys, and Key Blanks

Attn: Locksmith  
District 10 Lockshop  
1201 Fifth Avenue  
End User City, State 55555

**Authorized Ship-To Addresses - REQUIRED**

These two addresses above serve as our only authorized shipment addresses for all orders placed for our facility. We understand that this letter will be kept on file and referenced for our future orders and that a new letter is only required to add, remove, or change authorized shipping locations.

Sincerely,

End User Representative  
Facilities Manager

**End User Representative Signature - REQUIRED**

**Letter may be mailed or faxed to Schlage**  
**Schlage Restricted Order Processing**  
**3899 Hancock Expressway**  
**Colorado Springs, CO 80911**

**PRIMUS AND EVEREST 29 PRIMUS ORDERING CHECKLIST**

TO FACILITATE ORDER ENTRY FOR KEYS, CYLINDERS, AND CARDS

**IMPORTANT NOTES**

**To expedite processing of all Primus orders, it is highly recommended that Primus products be ordered separately**

For Level One Plus and 7, All Cylinder Orders Will Be Supplied LESS KEYBLANKS Unless Otherwise Specified

For All Other Levels, All Cylinder Orders Will Be Supplied WITH KEYBLANKS Unless Otherwise Specified

PRIMUS	EVEREST 29 PRIMUS
<p><b><u>FOR LEVEL ONE</u></b></p> <ul style="list-style-type: none"> <li>✓ The Distributor's Primus number <b><u>MUST</u></b> be provided</li> <li>✓ The Sequence number <b><u>MUST</u></b> be provided</li> </ul> <p><b><u>FOR LEVEL ONE PLUS</u></b></p> <ul style="list-style-type: none"> <li>✓ The Distributor's Primus number <b><u>MUST</u></b> be provided</li> <li>✓ The Sequence number <b><u>MUST</u></b> be provided</li> <li>✓ The Locksmith number <b><u>MUST</u></b> be provided</li> </ul> <p><b><u>FOR LEVEL TWO</u></b></p> <ul style="list-style-type: none"> <li>✓ The Dealer's Primus number <b><u>MUST</u></b> be provided</li> <li>✓ The Sequence number and/or Section <b><u>MUST</u></b> be Provided</li> </ul> <p><b><u>FOR LEVELS THREE &amp; FOUR</u></b></p> <ul style="list-style-type: none"> <li>✓ Orders Originating a System <b><u>MUST</u></b> include both an Original Facesheet and a Signature Card</li> <li>✓ An Original Facesheet <b><u>MUST</u></b> accompany all succeeding orders</li> <li>✓ The Primus number <b><u>MUST</u></b> be indicated on the Facesheet</li> <li>✓ ALL fields on the Facesheet <b><u>MUST</u></b> be completed where applicable</li> </ul>	<p><b><u>FOR LEVEL SEVEN</u></b></p> <ul style="list-style-type: none"> <li>✓ The Distributor's Primus number <b><u>MUST</u></b> be provided</li> <li>✓ The Locksmith's Facility code <b><u>MUST</u></b> be provided</li> <li>✓ The Keyway <b><u>MUST</u></b> be provided</li> </ul> <p><b><u>FOR LEVEL EIGHT</u></b></p> <ul style="list-style-type: none"> <li>✓ The Distributor's Primus number <b><u>MUST</u></b> be provided</li> <li>✓ The Keyway <b><u>MUST</u></b> be provided</li> </ul> <p><b><u>FOR LEVEL NINE</u></b></p> <ul style="list-style-type: none"> <li>✓ Orders Originating a System <b><u>MUST</u></b> include both an Original Facesheet and a Signature Card</li> <li>✓ An Original Primus Facesheet <b><u>MUST</u></b> accompany all succeeding orders</li> <li>✓ The Primus number <b><u>MUST</u></b> be indicated on the Facesheet</li> <li>✓ ALL fields on the Facesheet <b><u>MUST</u></b> be completed where applicable</li> </ul>

**All Primus Orders & Supporting Documentation Should be Sent To:**

Schlage  
 Attn: Primus Order Processing  
 3899 Hancock Expressway  
 Colorado Springs, CO 80911

**Using Order Forms**

We recommend using the order forms included with this price book when placing purchase orders for Schlage products. The following 14 pages of order forms are available for copying prior to placing your order. Bulk supplies of blank forms are also available upon request. Contact Customer Service to order bulk supplies of forms. Specify form number.

**Sequential List of Order Forms**

Description	Form Number	Rev Date	Total Pages	Available on <a href="http://allegion.com/us">allegion.com/us</a>
Non-Master Keyed Order Form, First Page	MS-I250	3/14	1 page	.
Non-Master Keyed Order Form, Additional Page	MS-I300	3/14	1 page	.
Master Keyed Order Form, First Page	MS-I100	3/14	1 page	.
Master Keyed Order Form, Additional Page	MS-I150	3/14	1 page	.
Key System Summary	MS-I200	3/14	5 pages	.
Primus® Facesheet	MS-E120	3/14	1 page	.
Primus® Signature Card	MS-E130	3/14	1 page	.

QUOTE #

PRICE BOOK #

SHIPPING INSTRUCTIONS

# Non-Master Keyed ORDER



REQUESTED SHIPDATE

MARK CARTONS:

ACCOUNT NO.

P.O. NO. DATE

ORDER WRITTEN BY  
FOR FURTHER INFORMATION, CONTACT:  
Name:  
Phone:  
Fax:

CUSTOMER NAME AND ADDRESS:

SHIP TO:

LINE ITEM	QTY	PRODUCT	OUTSIDE		INSIDE		HAND	LATCH	STRIKE	DR THK	EXT	DIM	ADDITIONAL DETAILS Use for Key Section and Biting Information, KA Groups, Primus® No., Locksmith ID No., etc.
			DES	FIN	DES	FIN							





LINE ITEM	QTY	PRODUCT	OUTSIDE		INSIDE		HAND	LATCH	STRIKE	DR THIK	EXT	DIM	ADDITIONAL DETAILS Use for Key Section and Biting Information, KA Groups, Primus® No., Locksmith ID No., etc.
			DES	FIN	DES	FIN							







# MASTER KEYED ORDER

This form must be attached to the MASTERKEY SYSTEM SUMMARY FORM

Please provide as complete and accurate as possible so we can provide what you need for your Key System

Quote #:	Account No.:			P.O. #:				
Shipping Instructions:	Mark Cartons:			Date:				
Order Written By:	Customer Name and Address:							
For Further Information Contact: Name: Phone: Fax:	Ship to:							
Items Ordered	OUTSIDE		INSIDE		Enter door thickness if not standard DR THK  Enter when door thickness is greater/equal to 2" EXT  Dimension for mortise cylinder, blocking ring, etc. DIM			
Lock Details	DESIGN	FINISH	DESIGN	FINISH				
Key/Label Instructions	HAND (Only one hand per line item)		QTY	Heading		DOOR #		
LINE ITEM	QTY	PRODUCT	KEY Symbol-(s)	LATCH	STRIKE	MK Symbol-(s)	ADDITIONAL DETAILS	





Items Ordered			OUTSIDE		HAND (Only one hand per line item)	INSIDE		DOOR #	LATCH  KEY Symbol(s)	STRIKE  MK Symbol(s)	Enter door thickness if not standard DR THK	Enter when door thickness is greater/ equal to 2" EXT	Dimension for mortise cylinder, blocking ring, etc.  DIM	ADDITIONAL DETAILS
Lock Details		DESIGN	FINISH	QTY		Heading								
LINE ITEM	QTY	PRODUCT												







# MASTER KEY SYSTEM SUMMARY

This form must be attached to the **Master Key Order form and P.O.**  
Please provide as complete and accurate as possible so we can provide what you need for your Key System.

Job Name  
Address  
City / State  
Country

Account No.  
P.O.#

For detailed instructions on how to complete this form please refer to pages 4 & 5

## System Overview

- New  Existing (provide info below)
- Attached Dealer Specified Combinations
- Registry # \_\_\_\_\_
- Structure or  
Factory Order # \_\_\_\_\_

## 1. Select System

### Schlage

- Classic
- Classic Primus \*

### Everest®

- B (Small Format IC, Restricted \*)
- C (Open)
- Primus\*\*
- D (Restricted \*)
- Primus\*\*

### Everest 29™

- R (Small Format IC, Restricted \*)
- S (Open)
- Primus\*\*
- T (Restricted \*)
- Primus\*\*

### Falcon

- Standard
- Schlage C
- Restricted \*
- Interchangeable Core A2
- Interchangeable Core A4

Everest 29 key sections are backwards compatible to Everest keyways and have the following relationships:

R family sections > B family keyways  
S family sections > C family keyways  
T family sections > D family keyways

### Type

- 5-pin  6-pin  7-pin
- See compatibility chart on page 5

Keyway \_\_\_\_\_  
Specified \*\*: \_\_\_\_\_

\*\* = The Commercial Master Key Department makes the final decision in the selection of key sections

Construction Keyed  Yes  No

Full Size Construction Cores  ICA  ICB  ICC  
(Schlage Only)

Small Format Construction Cores  Brown  Green

Construction Keyed Type

- Falcon  CK (BOK)  Lost Ball
- Schlage  CK (Split)  RCK ( 5-Pin C only )





## 2. Select Keys & Key Stamping

### Change Keys

No. Of Keys per Symbol \_\_\_\_\_

No. Of Keys per Cylinder \_\_\_\_\_

### Type

Standard Bow

Standard Bow  
(Unembossed)

Access Bow  
(Schlage Only)

Large Bow

### Key Stamp Details

Keyset Symbol

Do Not Duplicate  
(DND)

With Custom Die  
(Specify) \_\_\_\_\_  
\_\_\_\_\_  
\_\_\_\_\_

Non-standard Code (Specify) \_\_\_\_\_

### Change Key Packaging and Shipping Instructions

Pack Keys Independently (PKI) of Lock or Cylinder \*\*\*

\*\*\* = *Furnished standard at no charge with  
Split-Key construction keying*

Yes    No

If PKI, ship change keys to:

Dealer

Other \_\_\_\_\_  
\_\_\_\_\_

See Primus Facesheet

## 3. Select Cylinder Stamping

### Cylinder Stamp Details

With Industry Standard Key Symbol

Non-Standard Code (Specify)

### Cylinder Stamping Location

Plug Face (N/A in Primus) - VKC

Concealed (N/A in Falcon STD) - CKC



#### 4. Select Key Quantities

Level	Qty. Per	Master Key Symbol (s)	Total Quantity
GGM _____	_____	_____	_____
GM _____	_____	_____	_____
MK or RMK _____	_____	_____	_____
Control _____	_____	_____	_____
Emergency _____	_____	_____	_____
Others _____	_____	_____	_____

#### Ship Master Keys To:

Dealer   
  See Primus Facesheet   
  Other \_\_\_\_\_  
 \_\_\_\_\_  
 \_\_\_\_\_

Special Function	Qty. Per		Qty. Per
RCK (Lost Ball) ****	_____	Full Size Construction Core Keys (Schlage Only)	_____
CK (Split Key) ****	_____	Full Size Construction Core Control Keys (Schlage Only)	_____
Extractor Tools ****	_____	Small Format Construction Core Keys	_____
		Small Format Construction Core Control Keys	_____

\*\*\*\* = Use with Construction Keying

#### 5. Master Key Future Expansion

List Future MK Symbols	Approx. # of Change Key Symbols Under Each Future MK
------------------------	--

Example:  
 MK.....                       BJ, BK \_\_\_\_\_                      40 each \_\_\_\_\_

GGM <input type="checkbox"/>	_____	_____
GM <input type="checkbox"/>	_____	_____
MK <input type="checkbox"/>	_____	_____
MK <input type="checkbox"/>	_____	_____
MK <input type="checkbox"/>	_____	_____
MK <input type="checkbox"/>	_____	_____
Others <input type="checkbox"/>	_____	_____

#### 6. Operating Instructions

(Unless otherwise specified, all hierarchical master keys will operate cross-keyed cylinders)

Cross Keyed Cylinder	is operated by these change keys	Cross Keyed Cylinder	is operated by these change keys
X _____	_____	X _____	_____
X _____	_____	X _____	_____
X _____	_____	X _____	_____
X _____	_____	X _____	_____



## 7. Instructions and Compatibility

### **General Information**

If you do not know the registry number (R#), structure number or the original factory order number for an existing system, contact Customer Service prior to placing the order:

**Tel. 1-877-671-7011**  
**Fax 1-800-452-0663**

- Only one structure may be ordered on the same purchase order
- Classic refers to Obverse, Numbered (Paracentric), Quad, and Reverse key section families
- Classic Primus refers to Primus Obverse and Primus Quad key section families

### **Section 1: Select System**

Full Size Construction Cores

- Schlage only

Small Format Construction Cores

- 7-pin only for Schlage
- 6- and 7-pin for Falcon

CK (Split)

- 6-pin for Schlage and Falcon
- Split key construction keying is not available for Classic Primus or Everest 29 Primus

RCK (Lost Ball)

- 5-pin (C keyway) only for Schlage
- 5-, 6-, and 7-pin for Falcon

System Selection

- Refer to the compatibility chart

### **Section 2: Select Keys and Key Stamping**

Stamp Details

- Unless otherwise specified, industry standard key symbols are stamped on Everest 29™ and Primus® keys
- For custom die, attach RFQ approval for Schlage

### **Section 3: Select Cylinder Stamping**

Type

- For cylinder type refer to the compatibility chart

Keyway (specify)

- Schlage Commercial's default key section for new Master Key Systems is Everest™ S145



**Section 4: Key Quantities**

Level

- Unless otherwise specified, the control key has the same cut as the highest-level key in the system (Except SFIC systems)

Special Function

- Construction keys are not furnished unless specified

Change Keys

- Unless otherwise specified 2 change keys are furnished per lock or cylinder

**Section 5: Master Key Future Expansion**

- Do not use the letters “I”, “O”, “CK”, “KA, or “KD” for any master key symbols

**Section 6: Operating Instructions**

- Cross keying reduces the security and expansion of key systems
- Unless otherwise specified, all hierarchical master keys will operate cross-keyed cylinders

Compatibility Chart

	5 Pin	6 Pin	7 Pin	Split Key	Block O-Key	Lost Ball	Temp Core	A2	A4	0.025	0.018
<b>Schlage</b>											
Classic	X	X		X		X	X				
Everest 29 S		X		X			X				
Everest 29 T		X		X			X				
Everest 29 R			X				X	X			
Classic Primus (XP)		X					X				
Everest 29 Primus (XP)		X					X				
<b>Falcon</b>											
Open	X	X	X		X	X					X
Restricted		X	X		X	X				X	
Schlage C		X		X							
SFIC Open		X	X				X	X	X		
SFIC Restricted		X	X				X	X	X		





# Primus Face Sheet

## Level 3, 4, and 9 Order Authorization

**THIS ORIGINAL FORM MUST BE MAILED TO SCHLAGE COMMERCIAL DIVISION WITH YOUR ORDER  
– FAXED COPIES NOT ACCEPTABLE –**

**DISTRIBUTOR INFORMATION ONLY:**

**DISTRIBUTOR NAME** \_\_\_\_\_ **DATE** \_\_\_\_\_  
**ACCOUNT #** \_\_\_\_\_ **DISTRIBUTOR PO#** \_\_\_\_\_  
**IF SOLD TO ANY ENTITY/INDIVIDUAL OTHER THAN END-USER SPECIFY NAME:** \_\_\_\_\_

**PRIMUS SECURITY LEVEL:**

<input type="checkbox"/> 3U (no exclusivity) <input type="checkbox"/> 4Z (time zone exclusivity) <input type="checkbox"/> 3G (2-digit zip exclusivity) <input type="checkbox"/> 4N (nationwide exclusivity)	<input type="checkbox"/> 9U (no exclusivity) <input type="checkbox"/> 9Z (time zone exclusivity) <input type="checkbox"/> 9G (2-digit zip exclusivity) <input type="checkbox"/> 9N (nationwide exclusivity)
C l a s s i c   K e y w a y s	E v e r e s t   29   K e y w a y s

**NEW** If new, complete project information and attach Primus Signature Card (Schlage form MS-E130).

Project Name (please print or type) \_\_\_\_\_

Street (no P.O. Box) \_\_\_\_\_ City \_\_\_\_\_ State \_\_\_\_\_ Zip \_\_\_\_\_

**EXISTING** If existing please indicate Primus # \_\_\_\_\_ (From Primus I.D. Card)  
 Name and phone # of individual who is knowledgeable about this project, should any clarification be necessary:

(     )

Name \_\_\_\_\_ Phone \_\_\_\_\_

**SHIPPING INSTRUCTIONS:**

It is the policy of Schlage Commercial to ship Level 3, 4, and 9 products directly to the end user / owner to maximize control and security of your Primus cylinders and keys. Be sure that the shipping address provided below includes the name of the specific individual in your organization to whom Primus cylinders and keys should be shipped. Schlage will ship to alternate locations, if so instructed, with the understanding that the undersigned assumes full responsibility for the security and care of the material to be so shipped. **Unless otherwise specified below, Level 3, 4, and 9 products will be shipped to the original end user / owner address on file.**

Masterkeys may be shipped to a separate location if desired, at no extra charge. If all keys are to be packed and shipped separately, there is an additional charge in accordance with Schlage PKI (Pack Keys Independently) pricing as listed in Schlage's current price book.

**ORDER SHIPPING ADDRESS:**

Location Name \_\_\_\_\_  
 Attention \_\_\_\_\_  
 Street (no P.O. Box) \_\_\_\_\_  
 City \_\_\_\_\_ State \_\_\_\_\_ Zip \_\_\_\_\_

**CHANGE KEY ONLY SHIPPING ADDRESS:**

Location Name \_\_\_\_\_  
 Attention \_\_\_\_\_  
 Street (no P.O. Box) \_\_\_\_\_  
 City \_\_\_\_\_ State \_\_\_\_\_ Zip \_\_\_\_\_

**MASTER KEY ONLY SHIPPING ADDRESS:**

Location Name \_\_\_\_\_  
 Attention \_\_\_\_\_  
 Street (no P.O. Box) \_\_\_\_\_  
 City \_\_\_\_\_ State \_\_\_\_\_ Zip \_\_\_\_\_

**ALL KEYS SHIPPING ADDRESS:**

Location Name \_\_\_\_\_  
 Attention \_\_\_\_\_  
 Street (no P.O. Box) \_\_\_\_\_  
 City \_\_\_\_\_ State \_\_\_\_\_ Zip \_\_\_\_\_

**SIGNATURE BLOCK:**

I hereby authorize the above Schlage distributor to order material for the Primus system specified above and I certify that I am the owner, or authorized agent of the owner of the Primus High Security Cylinder System specified above and I am authorized to place this order.

\_\_\_\_\_  
**AUTHORIZED SIGNATURE**

\_\_\_\_\_  
**DATE**

Allegion  
Schlage  
Attn.: Primus Order Processing  
3899 Hancock Expressway  
Security, CO. 80911

THE PRIMUS FACESHEET MUST BE COMPLETED AND ATTACHED TO YOUR ORDER FORM.  
AN INCOMPLETE PRIMUS FACESHEET WILL CAUSE UNNECESSARY DELAYS IN ORDER PROCESSING.  
– FAXED COPIES NOT ACCEPTABLE –

**Signature Card**

For Internal Use Only			
Primus#	_____	Order#	_____
G/Z/E	<input type="text"/>	S/M	<input type="text"/>

**Level 3, 4, and 9 Order Authorization**

THIS SIGNATURE CARD ESTABLISHES AUTHORIZATION TO PURCHASE ADDITIONAL PRIMUS HIGH SECURITY PRODUCT FOR THE SECURITY SYSTEM INSTALLED AT THE ADDRESS BELOW.

**THIS ORIGINAL FORM MUST BE MAILED TO SCHLAGE COMMERCIAL DIVISION WITH YOUR ORDER  
– FAXED COPIES NOT ACCEPTABLE –**

**PRIMUS SECURITY LEVEL:**

3U (no exclusivity)	4Z (time exclusivity)	9U (no exclusivity)	9Z (time exclusivity)
3G (2-digit zip exclusivity)	4N (nationwide exclusivity)	9G (2-digit zip exclusivity)	9N (nationwide exclusivity)
Classic Keyways		Everest 29 Keyways	

**PROJECT INFORMATION**

Project Name (please print or type) \_\_\_\_\_

Street Address (no P.O. Box) \_\_\_\_\_

City \_\_\_\_\_ State \_\_\_\_\_ Zip Code \_\_\_\_\_

**AUTHORIZED OWNER SIGNATURE(S):**

If restrictions are not indicated and in multiple signature cases, the first signature will be regarded as the primary authority able to control other signers on this form.

**1.**

_____ Name (please print or type)	_____ Street (no P.O. Box)
_____ Title or Position	_____ City State Zip Code
_____ Signature Date	_____ Phone Number

**2.**

_____ Name (please print or type)	_____ Street (no P.O. Box)
_____ Title or Position	_____ City State Zip Code
_____ Signature Date	_____ Phone Number

**3.**

_____ Name (please print or type)	_____ Street (no P.O. Box)
_____ Title or Position	_____ City State Zip Code
_____ Signature Date	_____ Phone Number

**4.**

_____ Name (please print or type)	_____ Street (no P.O. Box)
_____ Title or Position	_____ City State Zip Code
_____ Signature Date	_____ Phone Number

**5.**

_____ Name (please print or type)	_____ Street (no P.O. Box)
_____ Title or Position	_____ City State Zip Code
_____ Signature Date	_____ Phone Number

**DEALER OR LOCKSMITH AUTHORIZATION (OPTIONAL WITH OWNER AUTHORIZATION/SIGNATURE)**

Dealer or Locksmith Account # \_\_\_\_\_ Primus # \_\_\_\_\_

Address (no P.O. Box) \_\_\_\_\_

Dealer or Locksmith Company Name \_\_\_\_\_

City \_\_\_\_\_ State \_\_\_\_\_ Zip Code \_\_\_\_\_

Phone Number \_\_\_\_\_ Fax Number \_\_\_\_\_

Contact 2 (Please print or type) \_\_\_\_\_

Contact 1 (Please print or type) \_\_\_\_\_

Contact 2 Signature \_\_\_\_\_

Contact 1 Signature \_\_\_\_\_

Effective From: \_\_\_\_\_ to \_\_\_\_\_  
Date Date

Owners Authorization By (Please print or type) \_\_\_\_\_

Owners Authorization Signature \_\_\_\_\_ Date \_\_\_\_\_

**SPECIAL NOTE:** In the case where the end user / owner has assigned the Dealer or Primus Locksmith Signature authorization (as noted above), the Dealer or Primus Locksmith agrees to take full responsibility for validating the owner's signature as identified on the Primus Signature Card before ordering the material.

**SPECIAL INSTRUCTIONS:** Please indicate any restrictions to authorized individuals listed on this form when purchasing additional Primus product or duplicating keys.

---

---

---

---

---

---

---

---

---

---

---

---

Please fill out a new Primus Signature Card in the event of changes, additions or deletions in authorized signatures and send with letter requesting changes to Schlage at the address below. Primus Signature Cards are available from authorized Schlage Primus distributors and Schlage Commercial upon request. We suggest that you make a copy of this completed form for your records. A photo copy or fax of this card will not be accepted.

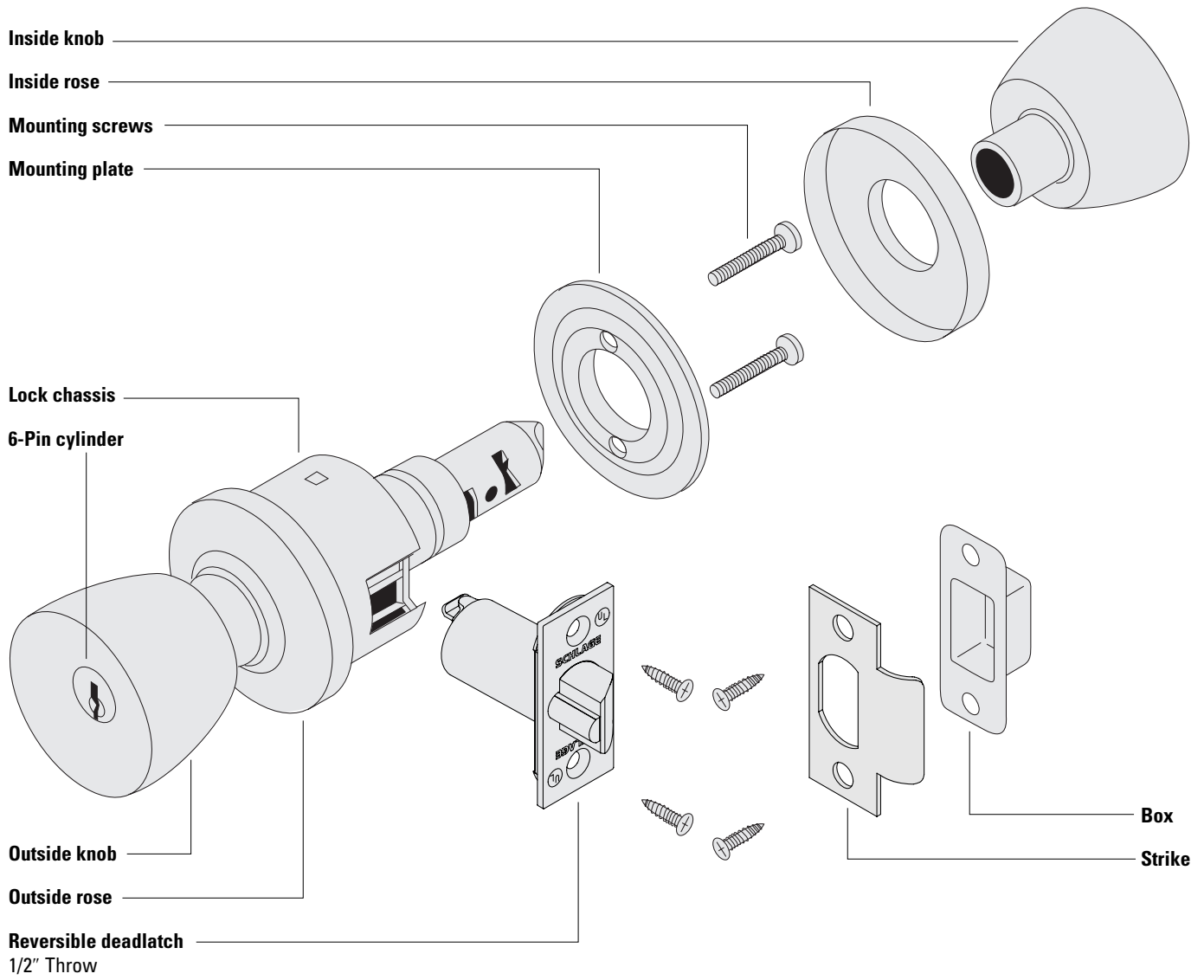
Please mail the original copy to:

Schlage  
Attn: Key Control Department  
3899 Hancock Expressway  
Colorado Springs, CO 80911



# A Series

## GRADE 2 CYLINDRICAL KNOB LOCK



CYLINDRICAL

A-1

AL-Series

D-Series

ND-Series



# A Series

## Ordering Procedures

To order Schlage products, descriptive data should be in the same sequence as shown below.

Line Item	Qty	Product	Outside		Inside		Hand	Latch	Strike	Dr Thk	Ext	DIM	Additional Details
			DES	FIN	DES	FIN							
1	10	A53PD	PLY	626	LEV	613	-	11-085	10-001	178	EE	-	KA

- Line Item:** Line item number
- Qty:** Quantity
- Product:** Product function + Cylinder code
- Outside Des:** Outside lever design
- Outside Fin:** Outside finish
- Inside Des:** Inside lever design: Specify only if different from the outside lever design
- Inside Fin:** Inside lever finish: Specify only if different from the outside finish
- Hand:** Hand of door: N/A for A lock
- Latch:** Product latch: Leave blank for standard latch or specify part number if non-standard latch is required.
- Strike:** Product strike: Leave blank for standard strike or specify part number if non-standard strike is required.
- Dr Thk:** Door thickness: Enter door thickness if non-standard. Example: 138=1 3/8", 214=2 1/4"
- Ext:** Extension: Enter for doors 1 7/8" or greater. Example: EE=extended equally, EI=extended inside, EO=extended outside, ED=extended differently
- Dim:** Dimension: Enter only for non-standard strike lip length
- Additional Details:** Enter additional detail for keying information or special requirements

Common Pricing Information	
1.	Locks are furnished with standard features unless otherwise specified.
2.	Door thickness is 1 3/4" unless otherwise specified.
3.	Split finishes and designs will be priced at the highest list price of the design and/or finish.
4.	 denotes a lock or part that requires an extended lead time.
5.	 denotes a handed product and requires handing to be specified.
6.	For all restricted keyways (Everest D, Everest 29 T, Quad, Numbered, Reversed) add \$15.00. This does not apply to Primus cylinders. See Terms and Conditions for ordering information and requirements.
7.	Locks, keys and cylinders containing restricted keyways require additional documentation to order. Please see Terms and Conditions for the specific requirements.
8.	Keyway must be specified for keyed functions and cylinders. If not specified, default keyway will be S123 for KA, KD and 0-bitted product and S145 for Factory managed masterkey systems.
9.	Multiple keying options are available. Locks and cylinders are furnished KD unless otherwise specified or excepted by notation.
10.	Control Keys for permanent and construction cores are not included with the lock or cylinder and must be ordered separately.
11.	Locks specified with "C" keyway and KD or 0-bitted will receive 6 pin cylinders.
12.	Full Size Interchangeable Cores (FSIC) are furnished 1-bitted unless otherwise specified. If 0-bitted is selected, the order will be entered as 1-bitted. This does not apply to FSIC Primus® cores.
13.	Conventional cylinders, Primus cylinders (conventional and FSIC) can be supplied 0-bitted. If 1-bitted is selected, the order will be entered as 0-bitted.
14.	Available plug face finishes are 606 and 626. For brass or bronze finish colors, the plug face finish is 606. For chrome, nickel or stainless steel finish colors, the plug face finish is 626.
15.	Locks and cylinders will be furnished with 2 keys each as standard. Additional keys will be charge at the additional cut keys charge appropriate for the cylinder/key type

CYLINDRICAL

A-2

AL-Series

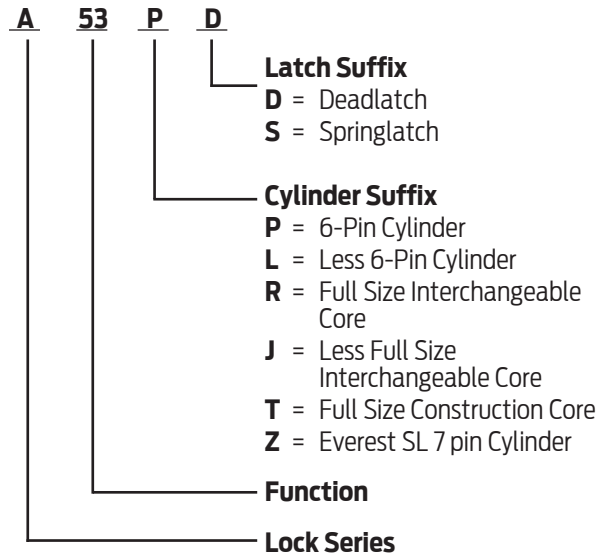
D-Series

ND-Series

**Table of Contents**

<b>Functions</b>	<b>A-4</b>
<b>Complete Locks</b>	<b>A-5</b>
<b>Options</b>	<b>A-7</b>
Latches	A-7
Strikes.....	A-7
Non-Standard Door Thickness .....	A-8
Locks Less Components.....	A-8
Tamper Resistant Torx® Screws.....	A-8
Special Functions.....	A-8
<b>Parts</b>	<b>A-9</b>
Knobs and Related Components .....	A-9
Roses .....	A-9
Latches and Related Components.....	A-9
Strikes.....	A-10
Plunger Parts.....	A-11
Reinforcements and Adapters.....	A-11
Finished Miscellaneous Parts .....	A-12
Miscellaneous Parts .....	A-12
Screws .....	A-13
Screw Packs.....	A-13
Torx Screw Packs .....	A-13
Cylinder Reference Table .....	A-13
<b>Complete Cylinders</b>	<b>See Cylinders Section</b>
<b>How To Order</b>	<b>Forms &amp; Examples</b>

**Product Identification**



**Finish Codes and Descriptions**

Code		Description
605	(US 3)	Bright Brass
606	(US 4)	Satin Brass
609	(US 5)	Antique Brass
612	(US 10)	Satin Bronze
613	(US 10B)	Oil Rubbed Bronze
625	(US 26)	Bright Chromium Plated
626	(US 26D)	Satin Chromium Plated
629	(US 32)	Bright Stainless Steel
630	(US 32D)	Satin Stainless Steel
643e	(US 11)	Aged Bronze

**Standard Features**

Certification	ANSI/BHMA Certified A156.2-2011, Series 4000, Grade 2, UL Listed for 3-hour fire door.
Latch	1" x 2 1/4", Square corner faceplate, 7/8" housing diameter, 1/2" throw
Strike	1 1/8" x 2 3/4", Square corner, T-strike, box
Backset	2 3/8"
Cylinder	6-Pin solid brass, keyed 6-pin, S123 keyway, keyed different (KD)
Door Range	1 3/8" – 17/8"
Keys	Two nickel silver cut keys per lock, 6-pin, S123 section





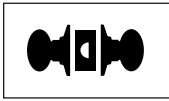
# A · Functions

ANSI/BHMA Certified A156.2-2011, Series 4000, Grade 2, UL Listed for 3-hour fire door.

## Non-Keyed Locks

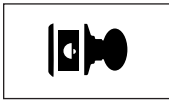
SCHLAGE ANSI

**A10S F75**



**Passage Latch**  
Both knobs always unlocked.

**A25D**



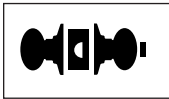
**Exit Lock**  
Blank plate outside. Inside knob always unlocked. Specify door thickness.

**A30D F77**



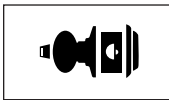
**Patio Lock**  
Push-button locking. Turning inside knob or closing door releases button, preventing lock-out.

**A40S F76**




**Bath/Bedroom Privacy Lock**  
Push-button locking. Can be unlocked from outside with small screwdriver. Turning inside knob or closing door releases button.

**A43D F79**



**Communicating Lock**  
Turn-button in outer knob locks and unlocks knob and inside thumbturn.

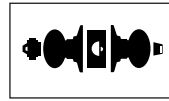
**A170**



**Single Dummy Trim**  
Dummy trim for one side of door. Used for door pull or as matching inactive trim.

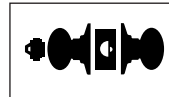
## Keyed Locks

**A53PD F109**



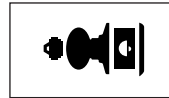
**Entrance Lock**  
Turn/push-button locking; pushing and turning button locks outside knob, requiring use of key until button is manually unlocked. Push-button locking; pushing button locks outside knob until unlocked by key or by turning inside knob.

**A70PD F84**



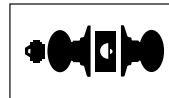
**Classroom Lock**  
Outside knob locked and unlocked by key. Inside knob always unlocked.

**A79PD**



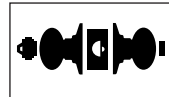
**Communicating Lock With Blank Plate**  
Locked or unlocked by key from outside. Blank plate inside.

**A80PD F86**



**Storeroom Lock**  
Outside knob fixed. Entrance by key only. Inside knob always unlocked.

**A85PD F93**



**Faculty Restroom Lock (with Indicator Cylinder)**  
Outside knob fixed. Entrance by key only. Push-button in inside knob activates visual occupancy indicator, allowing only emergency master key to operate. Turning inside knob or closing door releases visual occupancy indicator. Rotation of inside spanner-button provides lock-out feature by keeping indicator activated.

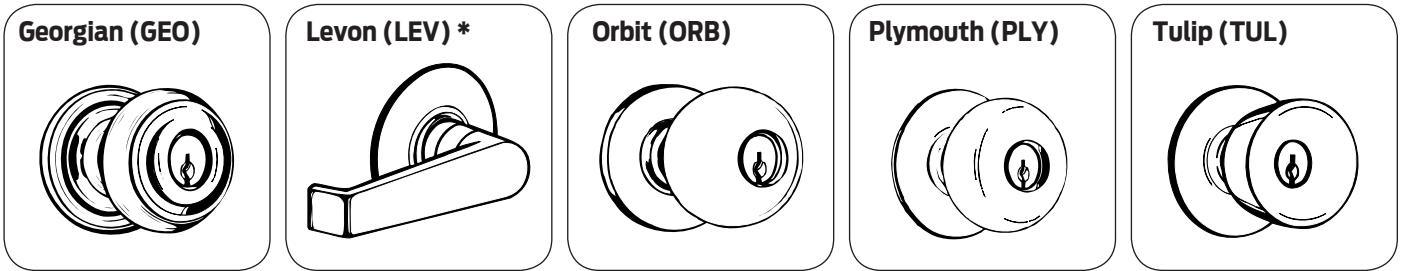
CYLINDRICAL

A-4

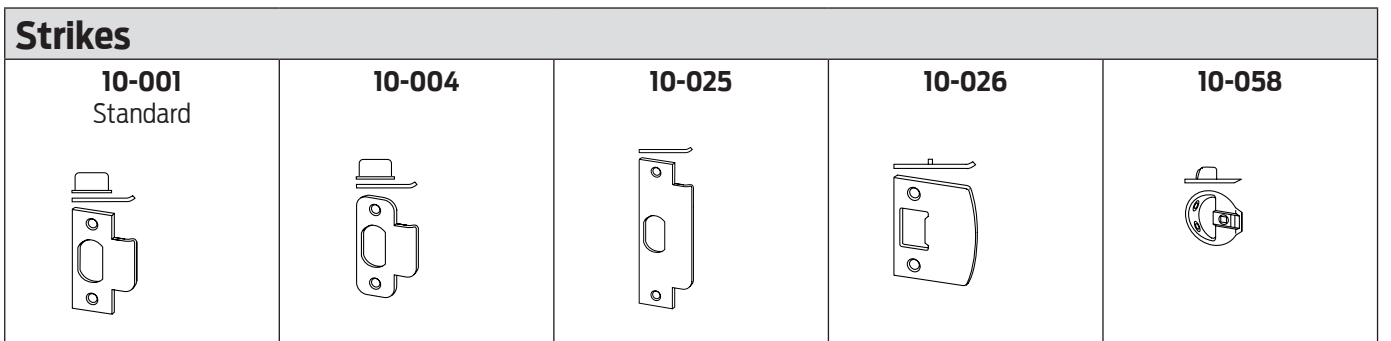
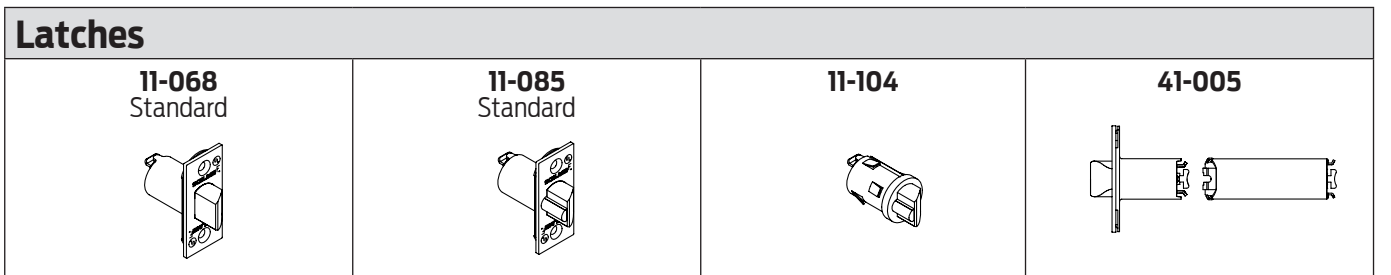
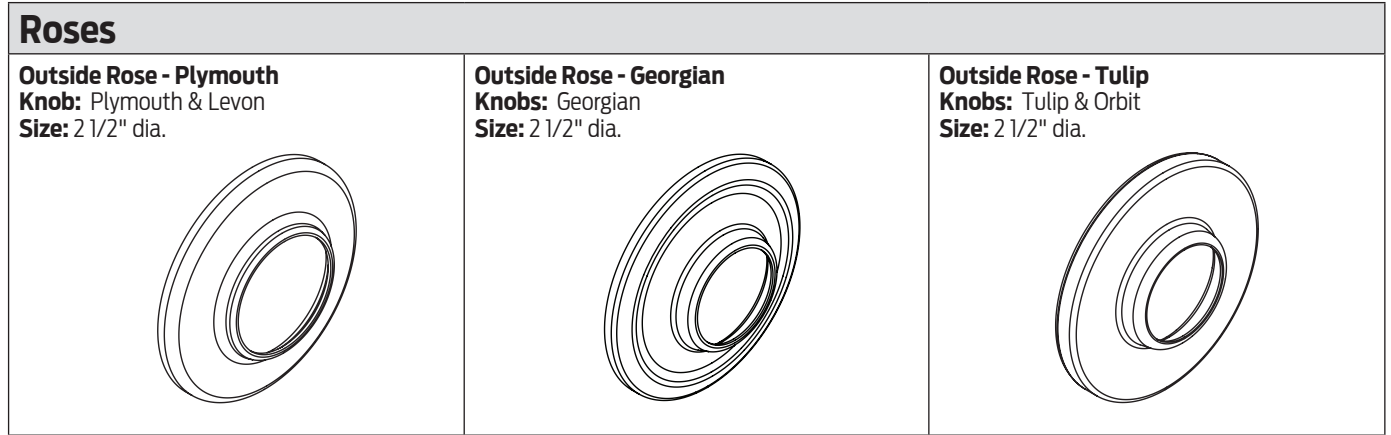
AL-Series

D-Series

ND-Series



\* The Levon lever is available on inside trim for the following functions: 25, 30, 53, 70, 80 & 85.



# Complete Locks - A

CYLINDRICAL

A-6

AL-Series

D-Series

ND-Series

Function	Description	Designs and Finishes			Primary Cylinder Adjustments Available Levers Available Finishes		
		ORB PLY GEO TUL LEV***			LD	RD TD	JD
		626	605 606 609 612* 625 643e*	613 629** 630**			
<b>Keyless</b>				ALL	ORB		
A10S	Passage	128	140	158	605 606 609 612 613 625 626 629 630 643e		
A25D	Exit, blank plate x lever						
A40S	Privacy						
A30D	Privacy, hospital	172	184	202			
A43D	Privacy, hospital						
A170	Single dummy	64	70	80			
<b>Keyed, Single Cylinder</b>				LD	RD TD****	JD	
A53PD	Entrance	227	239	257	-55	33	-30
A70PD	Classroom						
A80PD	Storeroom						
A79PD	Communicating	262	274	292	-82	N/A	
A85PD	Faculty Restroom Lock						
<b>SECONDARY CYLINDER ADJUSTMENTS</b>	Everest And Restricted Keyway - <b>does not apply to Primus</b>						
	Everest D & T Family & Restricted Keyways (Quad, Numbered, Reverse)					+15	
	SL Cylinder with Everest B or Everest R keyways					+15	
	Primus/Primus XP - <b>order the lock less cylinder and the cylinder separately</b> (prices below)						
	Single Kil Example: 1 Ea. A53LD & 1 Ea. 20-724(-XP)					+123	
	Single Fsic Example: 1 Ea. A53JD & 1 Ea. 20-740(-XP)					+132	
	* Not available for GEO LEV TUL						
	** Finishes only available in PLY						
	*** The Levon lever is available on inside trim for the following functions: 25, 30, 53, 70, 80 & 85						
	**** Temporary cores (TD and HD options) require non-refundable core handling charge (50-231) of \$9.00 and will be added to the price of the lock.						

<b>Latches</b>		
<b>Part Number</b>	<b>Backset - Hsg Dia. - Description</b>	<b>Lock Adjustment</b>
<b>Spring Latch</b>		
11-068	2 3/8" - 7/8" - Square corner, 1" x 2 1/4"	N/C
11-069	2 3/8" - 7/8" - 1/4" Radius round corner, 1" x 2 1/4"	
11-110	2 3/8" - 1" - Circular drive in - 605 & 626 finishes only	
11-111	2 3/4" - 7/8" - Square corner, 1" x 2 1/4"	
11-112	2 3/4" - 7/8" - 1/4" Radius round corner, 1" x 2 1/4"	
11-116	2 3/4" - 1" - Square corner, 1 1/8" x 2 1/4"	
11-113	2 3/4" - 1" - Circular drive in - 605 & 626 finishes only	
11-118	3 3/4" - 1" - Square corner, 1 1/8" x 2 1/4"	+11.80
<b>Deadlatch</b>		
11-085	2 3/8" - 7/8" - Square corner, 1" x 2 1/4"	N/C
11-088	2 3/8" - 7/8" - 1/4" Radius round corner, 1" x 2 1/4"	
11-104	2 3/8" - 1" - Circular drive in - 605 & 626 finishes only	
11-091	2 3/4" - 7/8" - Square corner, 1" x 2 1/4"	
11-092	2 3/4" - 7/8" - 1/4" Radius round corner, 1" x 2 1/4"	
11-096	2 3/4" - 1" - Square corner, 1 1/8" x 2 1/4"	
11-105	2 3/4" - 1" - Circular drive in - 605 & 626 finishes only	
11-103	3 3/4" - 1" - Square corner, 1 1/8" x 2 1/4"	+11.80
41-005	5" - 7/8" - Backset extension link - require reinforcement when used in hollow metal door applications; must be used with 2 3/8" backset latches	+18.90

<b>Strikes</b>		
<b>Part Number</b>	<b>Lip Length - Description</b>	<b>Lock Adjustment</b>
10-001	1 1/8" - Square corner, T-strike, box, 1 1/8" x 2 3/4"	N/C
	1" - Square corner, T-strike, box, 1 1/8" x 2 3/4"	+6.30
	1 1/4" - Square corner, T-strike, box, 1 1/8" x 2 3/4"	
	1 1/2" - Square corner, T-strike, box, 1 1/8" x 2 3/4"	
	1 3/4" - Square corner, T-strike, box, 1 1/8" x 2 3/4"	
2" - Square corner, T-strike, box, 1 1/8" x 2 3/4"		
10-004	1 1/8" - 1/4" Radius round corner, T-strike, box, 1 1/8" x 2 3/4"	N/C
10-025	1 3/16" - ANSI, no box, 1 1/4" x 4 7/8"	N/C
	1 3/8" - ANSI, no box, 1 1/4" x 4 7/8"	+12
	1 1/2" - ANSI, no box, 1 1/4" x 4 7/8"	
10-026	1 1/8" - Square corner, full lip, no box, 1 5/8" x 2 1/4"	N/C
10-027	1 1/8" - 1/4" Radius round corner, full lip, no box, 1 5/8" x 2 1/4"	
10-058	Circular, adjustable, 1 3/4" diameter - 605 and 626 finishes only	
K510-066	Box for ANSI strike, must be specified	

Shaded items are standard components and are furnished with locks unless otherwise specified.

<b>Locks Less Components</b>		
<b>Description</b>	<b>Specify</b>	<b>Lock Adjustment</b>
Less each knob	LLL for knob design Example: A53PD LLL/PLY x PLY	<b>-8.00</b>
Less each rose or turn	LLL for rose design Example: A53PD PLY x PLY/LLL	<b>-6.30</b>
Less springlatch	LLL for latch Example: A40S PLY 605 LLL 10-004	<b>-10.30</b>
Less deadlatch	LLL for latch Example: A53PD PLY 626 LLL 10-025	<b>-17.20</b>
Less strike	LLL for strike Example: A53PD PLY 612 11-096 LLL	<b>-3.70</b>
Lock chassis and spring cages only	Less all possible components Example: A53LD LLL 626 LLL LLL	<b>Sum of deducts</b>

<b>Non-Standard Door Thickness</b>		
<b>Description</b>	<b>Specify</b>	<b>Lock Adjustment</b>
Extended Inside (EI), 2" thru 2 1/2"	Door thickness and how door is extended. Example: 2 1/2", EI	<b>+53.70</b>

<b>Tamper Resistant Torx® Screws</b>		
<b>Specify/ Part Number</b>	<b>Description</b>	<b>Lock Adjustment</b>
Torx Screws	Screws - Latch and Strike	<b>+15.80</b>

<b>Special Functions - Extended Lead Times/Not Subject to Standard Discounts</b>				
<b>Part Number</b>		<b>Description</b>	<b>Base Lock</b>	<b>Lock Adjustment</b>
<b>Lock Function</b>	<b>"X" Number</b>			
A53PD	XA11-297	A53PD with restoring slide	<b>A53PD</b>	<b>+41.10</b>

Knobs and Related Components											
Available Finishes - Specify for Listed Parts		605	606	609	612	613	625	626	629	630	643e
01-008 ORB PLY; 01-009 ORB PLY; 01-026 ORB		▪	☞	☞	▪	▪	☞	▪	☞	▪	▪
01-008 TUL GEO LEV; 01-009 TUL GEO LEV		▪	☞	☞		▪	☞	▪			
Part Number	Description	Price Each									
01-008*	Closed Knob or Lever - GEO LEV ORB PLY TUL	<b>\$35.90</b>									
01-009*	Open Knob or Lever - GEO LEV ORB PLY TUL										
01-018*	Open Knob - with sleeve for cylinders - GEO ORB PLY TUL	<b>50.00</b>									
01-026*	Full Size Core Knob - ORB	<b>67.30</b>									
01-053	Full size core driver and retainer - finish not required	<b>11.60</b>									
A501-941	Full size core retainer - finish not required	<b>4.40</b>									
C604-307	Full size core driver, universal - finish not required	<b>8.40</b>									
* Specify part number, knob style, finish. Ex: 01-009 GEO 626 (open knob, Georgian design, 626 finish)											

Roses											
Available Finishes - Specify for Listed Parts		605	606	609	612	613	625	626	629	630	643e
01-001 TUL PLY, 01-002 TUL PLY, A201-558, A501-766		▪	☞	☞	▪	▪	☞	▪	☞	▪	▪
01-001 GEO, 01-002 GEO		▪	☞	☞		▪	☞	▪			
Part Number	Description	Price Each									
01-001**	Outside Rose - TUL PLY GEO	<b>\$27.00</b>									
01-002**	Inside Rose - TUL PLY GEO										
A201-558	Rose, out. - A25	<b>47.60</b>									
A501-766	Rose, ins. - A79	<b>42.70</b>									
** Specify part number & finish. Ex: 01-002 PLY 626 Plymouth design, 626 finish)											

Latches and Related Components											
Available Finishes - Specify for Listed Parts		605	606	609	612	613	625	626	629	630	643e
11-068, 11-069, 11-110, 11-111, 11-112, 11-116, 11-113, 11-118, 11-085, 11-088, 11-104, 11-091, 11-092, 11-096, 11-105, 11-103		▪	▪	▪	▪	▪	▪	▪	☞	▪	▪
39-030		▪						▪			
Part Number	Backset - Hsg Dia. - Description	Price Each									
Spring Latch											
11-068	2 3/8" - 7/8" - Square corner, 1" x 2 1/4"	<b>\$52.20</b>									
11-069	2 3/8" - 7/8" - 1/4" Radius round corner, 1" x 2 1/4"										
11-110	2 3/8" - 1" - Circular drive in - 605 & 626 finishes only										
11-111	2 3/4" - 7/8" - Square corner, 1" x 2 1/4"										
11-112	2 3/4" - 7/8" - 1/4" Radius round corner, 1" x 2 1/4"										
11-116	2 3/4" - 1" - Square corner, 1 1/8" x 2 1/4"										
11-113	2 3/4" - 1" - Circular drive in - 605 & 626 finishes only	<b>56.20</b>									
11-118	3 3/4" - 1" - Square corner, 1 1/8" x 2 1/4"										
Dead Latch											
11-085	2 3/8" - 7/8" - Square corner, 1" x 2 1/4"	<b>52.20</b>									
11-088	2 3/8" - 7/8" - 1/4" Radius round corner, 1" x 2 1/4"										
11-104	2 3/8" - 1" - Circular drive in - 605 & 626 finishes only										
11-091	2 3/4" - 7/8" - Square corner, 1" x 2 1/4"										
11-092	2 3/4" - 7/8" - 1/4" Radius round corner, 1" x 2 1/4"										
11-096	2 3/4" - 1" - Square corner, 1 1/8" x 2 1/4"										
11-105	2 3/4" - 1" - Circular drive in - 605 & 626 finishes only	<b>56.20</b>									
11-103	3 3/4" - 1" - Square corner, 1 1/8" x 2 1/4"										
41-005	5" - Backset extension link - require reinforcement when used in hollow metal door applications; backset link must be used with 2 3/8" backset latches.	<b>19.70</b>									
39-030	Rabbeted latch and strike kit - adapts square corner latches and 2 3/4" high square corner strikes to 1/2" rabbeted door and frame preparations.	<b>50.50</b>									

Shaded items are standard components and are furnished with locks unless otherwise specified.

CYLINDRICAL

A-10

AL-Series

D-Series

ND-Series

Strikes											
Available Finishes - Specify for Listed Parts		605	606	609	612	613	625	626	629	630	643e
10-001, 10-004, 10-025, 10-026, 10-027		▪	▪	▪	▪	▪	▪	▪	∞	▪	▪
10-058		▪						▪			
Part Number	Lip Length - Description	Price Each									
10-001118	1 1/8" - Square corner, T-strike, box, 1 1/8" x 2 3/4"	<b>\$6.20</b>									
10-001100	1" - Square corner, T-strike, box, 1 1/8" x 2 3/4"	<b>12.40</b>									
10-001114	1 1/4" - Square corner, T-strike, box, 1 1/8" x 2 3/4"										
10-001112	1 1/2" - Square corner, T-strike, box, 1 1/8" x 2 3/4"										
10-001134	1 3/4" - Square corner, T-strike, box, 1 1/8" x 2 3/4"										
10-001200	2" - Square corner, T-strike, box, 1 1/8" x 2 3/4"										
10-004	1 1/8" - 1/4" Radius round corner, T-strike, box, 1 1/8" x 2 3/4"	<b>9.60</b>									
10-0251316	1 3/16" - ANSI, no box, 1 1/4" x 4 7/8"	<b>13.60</b>									
10-025138	1 3/8" - ANSI, no box, 1 1/4" x 4 7/8"	<b>37.90</b>									
10-025112	1 1/2" - ANSI, no box, 1 1/4" x 4 7/8"										
10-026	1 1/8" - Square corner, full lip, no box, 1 5/8" x 2 1/4"	<b>7.20</b>									
10-027	1 1/8" - 1/4" Radius round corner, full lip, no box, 1 5/8" x 2 1/4"	<b>7.20</b>									
10-058	Circular, adjustable, 1 3/4" diameter	<b>10.40</b>									
K510-066	Box for ANSI strike - finish not required	<b>6.30</b>									

Shaded items are standard components and are furnished with locks unless otherwise specified.



Plunger Parts																			
Available Finishes - Specify for Listed Parts										605	606	609	612	613	625	626	629	630	643e
01-055, 01-056, 01-057, 01-058, 01-060, 01-063										▪	⌘	⌘	▪	▪	⌘	▪	⌘	▪	▪
Part Number	Dimension - Design - Door Range - Description									Price Each									
01-055*	360 - Non-ORB - 1 3/8" - 1 7/8" - Plunger unit, ins. - A30																		
	424 - Non-ORB - over 1 7/8" - 2 1/4", EI - Plunger unit, ins. - A30																		
	449 - Non-ORB - over 2 1/4" - 2 1/2", EI - Plunger unit, ins. - A30																		
	428 - ORB - 1 3/8" - 1 7/8" - Plunger unit, ins. - A30																		
	492 - ORB - over 1 7/8" - 2 1/4", EI - Plunger unit, ins. - A30																		
	517 - ORB - over 2 1/4" - 2 1/2", EI - Plunger unit, ins. - A30																		
01-056*	360 - Non-ORB - 1 3/8" - 1 7/8" - Plunger unit, ins. - A40																		
	424 - Non-ORB - over 1 7/8" - 2 1/4", EI - Plunger unit, ins. - A40																		
	449 - Non-ORB - over 2 1/4" - 2 1/2", EI - Plunger unit, ins. - A40																		
	428 - ORB - 1 3/8" - 1 7/8" - Plunger unit, ins. - A40																		
	492 - ORB - over 1 7/8" - 2 1/4", EI - Plunger unit, ins. - A40																		
	517 - ORB - over 2 1/4" - 2 1/2", EI - Plunger unit, ins. - A40																		
01-057*	070 - Non-ORB - 1 3/8" - 2 1/2", EI - Plunger unit, out. - A40									\$14.10									
	135 - Non-ORB - 1 3/8" - 2 1/2", EI - Plunger unit, out. - A40																		
	070 - ORB - 1 3/8" - 2 1/2", EI - Plunger unit, out. - A40																		
	135 - ORB - 1 3/8" - 2 1/2", EI - Plunger unit, out. - A40																		
01-058*	281 - Non-ORB - 1 3/8" - 2 5/8", EI - Plunger unit, out. - A43																		
	349 - Non-ORB - 1 3/8" - 2 5/8", EI - Plunger unit, out. - A43																		
	281 - ORB - 1 3/8" - 2 5/8", EI - Plunger unit, out. - A43																		
	349 - ORB - 1 3/8" - 2 5/8", EI - Plunger unit, out. - A43																		
01-060*	360 - Non-ORB - 1 3/8" - 1 7/8" - Plunger unit, ins. - A53																		
	424 - Non-ORB - over 1 7/8" - 2 1/4", EI - Plunger unit, ins. - A53																		
	449 - Non-ORB - over 2 1/4" - 2 1/2", EI - Plunger unit, ins. - A53																		
	428 - ORB - 1 3/8" - 1 7/8" - Plunger unit, ins. - A53																		
	492 - ORB - over 1 7/8" - 2 1/4", EI - Plunger unit, ins. - A53																		
	517 - ORB - over 2 1/4" - 2 1/2", EI - Plunger unit, ins. - A53																		
01-063*	363 - Non-ORB - 1 3/8" - 1 7/8" - Plunger unit, ins. - A85									30.80									
	427 - Non-ORB - over 1 7/8" - 2 1/4", EI - Plunger unit, ins. - A85																		
	452 - Non-ORB - over 2 1/4" - 2 1/2", EI - Plunger unit, ins. - A85																		
	431 - ORB - 1 3/8" - 1 7/8" - Plunger unit, ins. - A85																		
	497 - ORB - over 1 7/8" - 2 1/4", EI - Plunger unit, ins. - A85																		
	520 - ORB - over 2 1/4" - 2 1/2", EI - Plunger unit, ins. - A85																		
* Specify part number, dimension, design & finish. Ex: 01-060 492 ORB 626																			

Reinforcements and Adapters		
Part Number	Description	Price Each
37-001	Metal door reinforcer kit, fits both 7/8" and 1" diameter housings - Specify door thickness, includes A501-567 and A501-565 or A501-566.	\$34.20
A501-565	Reinforcer for 1 3/8" thick non-reinforced metal doors. Fits both 7/8" and 1" diameter housings.	17.10
A501-566	Reinforcer for 1 3/4" thick non-reinforced metal doors. Fits both 7/8" and 1" diameter housings.	
A501-567	3 1/2" Long latch housing sleeve used to reinforce joint between latch and backset link or to hold latch in metal doors.	10.70
A501-878**	Faceplate adapter to adapt 1" faceplate to 1 1/8" door preparation	0.68
G506-815	1" Long latch housing sleeve to adapt 7/8" housing to 1" bore	6.00
** Order in multiples of 100		

**CYLINDRICAL**

**A-12**

**AL-Series**

**D-Series**

**ND-Series**

<b>Finished Miscellaneous Parts</b>										
<b>Available Finishes - Specify for Listed Parts</b>										
	605	606	609	612	613	625	626	629	630	643e
38-018, A201-330, A201-399, A201-406, A201-684, A201-688, A301-403, A301-404, A301-405, A301-406	▪	⊗	⊗	▪	▪	⊗	▪	⊗	▪	▪
<b>Part Number</b>	<b>Description</b>									<b>Price Each</b>
38-018	Thin door extension ring (2 required per lock)									<b>\$11.40</b>
A201-330	Non-threaded chassis, less knob & rose - A170									<b>38.80</b>
A201-399	Hub & cap, out. (except A10, A25, A40, A43)									<b>27.90</b>
A201-406	Hub & cap, out. - A10, A40, A43									
A201-684	Threaded chassis, less knob & rose - A170									<b>38.80</b>
A201-688	Turn unit, ins. - A43									<b>47.60</b>
A301-403	Housing & cap, 1 3/8" thru 1 7/8" door (except A43, A79)									<b>10.50</b>
A301-404	Housing & cap, 1 7/8" thru 2 1/4" door, EI (except A43, A79)									
A301-405	Housing & cap, 2 1/4" thru 2 1/2" door, EI (except A43, A79)									
A301-406	Threaded housing & cap, ins. (except A43, A79)									<b>10.60</b>

<b>Miscellaneous Parts</b>										
<b>Part Number</b>	<b>Description</b>									<b>Price Each</b>
A201-370	Cam & driver - A80									<b>\$8.50</b>
A201-377	Mounting plate, ins. (except A43, A79)									<b>8.70</b>
A301-386*	Spindle & catch, ins. (except A43, A79)									
A301-387	Spindle & catch, out. (except A25, A43)									
A301-391*	Cam unit - A30									
A301-402	Cam unit, out. - A40, A53, A85									<b>36.00</b>
A301-409*	Spindle, 1 7/8" thru 2 1/4" door, EI (except A43, A79)									
A301-410*	Spindle, 2 1/4" thru 2 1/2" door, EI (except A43, A79)									
A500-001	Spindle, ins., 2" thru 2 1/4" door, EI - A43									<b>14.70</b>
A500-002	Spindle, ins., 2 1/2" door, EI - A43									
A501-167	Threaded rod for mounting A170s as double dummy set									<b>14.70</b>
A501-305	Hub plate, ins. (except A79)									<b>6.70</b>
A501-498	Hub, 1 3/8" door - A25									<b>10.40</b>
A501-499	Hub, 1 3/4" door - A25									<b>10.50</b>
A501-615	Spindle wedge - A80, A85									<b>6.50</b>
A501-633	Spindle, ins. - A43									<b>7.60</b>
A501-710	Swivel sleeve - A85 (except ORB design)									<b>6.60</b>
A501-721	Cam plug - A70, A79									<b>19.70</b>
A501-767	Mounting plate - A79									<b>6.60</b>
A501-768	Hub plate, ins. - A79									
A501-791	Cam & plug spacer - A70, A79									<b>4.00</b>
A501-874	Hub plate, out. - A25									<b>10.40</b>
A501-901	Plate, out. - A80, A85									<b>4.60</b>
A508-399	Plate, out. (except A25, A80, A85)									<b>8.80</b>
A508-597	Spring separator (except A10, A25, A40, A43) - require frame A508-598									<b>6.60</b>
A700-017	Spiral cam - A70, A79									<b>9.70</b>
A508-598	Frame									<b>10.50</b>
A508-600	Housing - A43, A79									<b>14.50</b>
A508-605	Slide spring									<b>6.60</b>
A508-640	Spacer, ORB knob									<b>7.30</b>
A508-641	Slide stop - A43									<b>26.60</b>
A590-158*	Slide, restoring - A30, A85									<b>6.60</b>
A590-159	Slide, non-restoring - A43, A53, A70, A79, A80									
A590-180	Slide, restoring - A40									
A590-181	Slide, non-restoring - A10, A25									
C503-008**	Cotter pin									<b>0.60</b>
G570-232	Plug, spindle, lever designs only - A10									<b>12.00</b>
	* Parts that are not directly interchangeable with locks manufactured before 1984									
	** Order in multiples of 100									

Screws													
Available Finishes - Specify for Listed Parts				605	606	609	612	613	625	626	629	630	643e
A508-649, A508-650, C603-256, C603-897				▪	☒	☒	▪	▪	☒	▪	☒	▪	▪
Part Number	Door Thickness - Description	Type	Size	Price Each									
A501-161*	1 3/8" - 1 7/8" - Mounting, All (except A43, A79)	POH Mach	10-32 x 1 1/8"	<b>\$0.90</b>									
A501-818*	2" - 2 1/2", EI - Mounting, All (except A43, A79)	POH Mach	10-32 x 2 1/16"	<b>1.00</b>									
A501-769*	1 3/8" - 2" - Mounting, A79	POMH 1-way	10-32 x 1 1/8"	<b>1.20</b>									
A501-770*	2" - 2 3/4", EI - Mounting, A79	POMH 1-way	10-32 x 2"	<b>1.20</b>									
A508-649*	1 3/8" - 1 7/8" - Mounting, A43	Torx screw (T-20)	10-32 x 1 1/8"	<b>2.20</b>									
A508-650*	2" - 2 1/2", EI - Mounting, A43	Torx screw (T-20)	10-32 x 2"	<b>2.20</b>									
C603-256*	ANSI strike	PFH Combo	12-24 x 1"	<b>0.92</b>									
C603-897*	Latch and strike	PFH Combo	8-32 x 3/4"	<b>0.78</b>									
* Order in multiples of 100													

Screw Packs													
Available Finishes - Specify for Listed Parts				605	606	609	612	613	625	626	629	630	643e
A201-811, A201-812				▪	☒	☒	▪	▪	☒	▪	☒	▪	▪
Part Number	Description	Contents		Price Each									
A201-811	Mounting, latch and strike (except A43, A170)	(2) A501-161 (4) C603-897		<b>\$7.20</b>									
A201-812	Mounting, A170	(3) C603-897		<b>5.50</b>									
A201-814	Mounting, A43	(2) A508-649		<b>4.40</b>									

Torx Screw Packs													
Available Finishes - Specify for Listed Parts				605	606	609	612	613	625	626	629	630	643e
C203-311, C203-312				▪	☒	☒	▪	▪	☒	▪	☒	▪	▪
Part Number	Description	Contents		Price Each									
C203-311**	Latch and strike	(4) C503-766 (T-15)		<b>\$18.50</b>									
C203-312**	Latch and ANSI strike	(2) C503-766 (T-15) (2) L583-371 (T-20)											
** Torx screw packs are furnished with appropriate T-xx installation tool(s)													

Cylinder Reference Table												
Available Finishes - Specify for Listed Parts				606, 626								
21-002/122, 20-724/XP/122, 20-524/XP/122, 21-003/168, 91-052, 91-752-XP, 91-552-XP												
Part Number	Cylinder Mechanism	Function	Design	Price Each		Price Each - Restricted						
21-002	Conventional	Standard Functions	Except Orbit	<b>\$55.00</b>		<b>\$70.00</b>						
91-004	Everest SL (R/B Keyways only)					<b>70.00</b>						
20-724	Primus					<b>123.00</b>						
20-724-XP	Primus XP							<b>123.00</b>				
91-704-XP	Everest SL Primus XP (R/B Keyways only)							<b>123.00</b>				
20-524	Primus UL437					<b>151.00</b>						
20-524-XP	Primus UL437 XP							<b>151.00</b>				
91-504-XP	Everest SL Primus XP UL 437 (R/B Keyways only)							<b>151.00</b>				
21-002-122	Conventional					<b>55.00</b>		<b>70.00</b>				
91-005	Everest SL (R/B Keyways only)							<b>70.00</b>				
20-724-122	Primus					<b>123.00</b>						
20-724-XP-122	Primus XP							<b>123.00</b>				
91-705-XP	Everest SL Primus XP (R/B Keyways only)							<b>123.00</b>				
20-524-122	Primus UL437					<b>151.00</b>						
20-524-XP-122	Primus UL437 XP					<b>151.00</b>						
91-505-XP	Everest SL Primus XP UL 437 (R/B Keyways only)					<b>151.00</b>						
Complete cylinder discontinued but may be assembled in the field	Conventional											
	Primus											
	Primus XP											
	Primus UL437											
21-003	Conventional	A85	Except Orbit	<b>82.00</b>		<b>97.00</b>						
			Orbit	<b>82.00</b>		<b>97.00</b>						
21-003-168	Conventional	A85	Orbit	<b>82.00</b>		<b>97.00</b>						

**CYLINDRICAL**

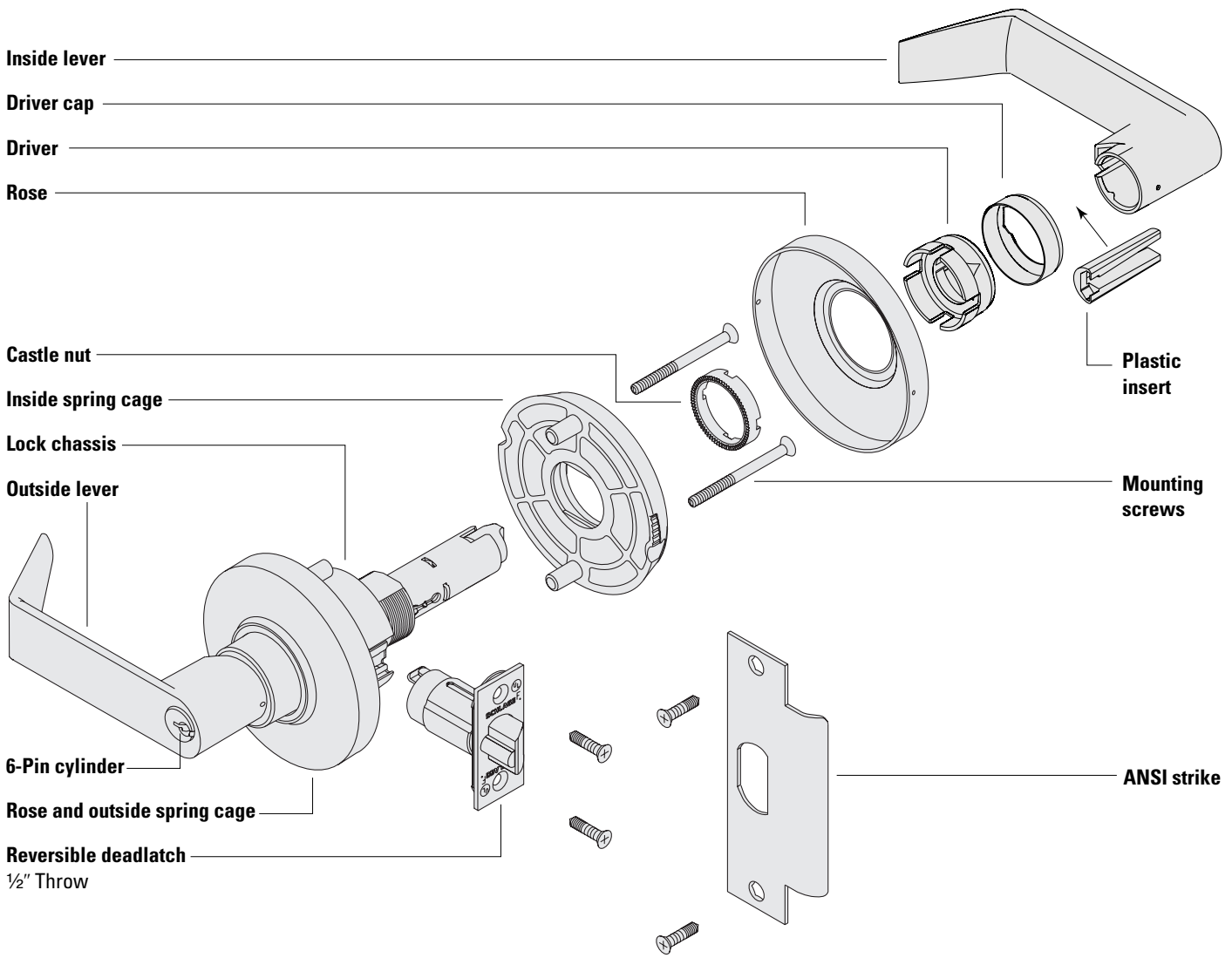
**A-14**

AL-Series

D-Series

ND-Series

**AL Series**   
 GRADE 2 CYLINDRICAL LEVERED LOCK



Inside lever  
 Driver cap  
 Driver  
 Rose

Castle nut  
 Inside spring cage  
 Lock chassis  
 Outside lever

6-Pin cylinder  
 Rose and outside spring cage  
 Reversible deadlatch  
 1/2" Throw

Plastic insert  
 Mounting screws  
 ANSI strike

CYLINDRICAL
A-Series
AL-1
D-Series
ND-Series

 Indicates products that have EPD documentation available and meet LEED v4.



# AL Series

## Ordering Procedures

To order Schlage products, descriptive data should be in the same sequence as shown below.

Line Item	Qty	Product	Outside		Inside		Hand	Latch	Strike	Dr Thk	Ext	DIM	Additional Details
			DES	FIN	DES	FIN							
1	10	AL53PD	SAT	626	NEP	619	-	11-096	10-025	200	EE	-	-

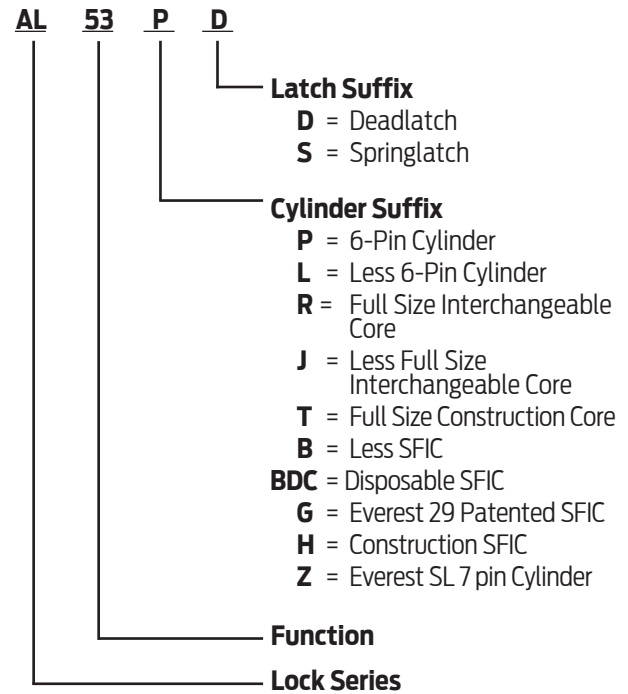
- Line Item:** Line item number
- Qty:** Quantity
- Product:** Product function + Cylinder code
- Outside Des:** Outside lever design
- Outside Fin:** Outside finish
- Inside Des:** Inside lever design: Specify only if different from the outside lever design
- Inside Fin:** Inside lever finish: Specify only if different from the outside finish
- Hand:** Hand of door: N/A for AL lock
- Latch:** Product latch: Leave blank for standard latch or specify part number if non-standard latch is required.
- Strike:** Product strike: Leave blank for standard strike or specify part number if non-standard strike is required.
- Dr Thk:** Door thickness: Enter door thickness if non-standard. Example: 138=1 3/8", 214=2 1/4"
- Ext:** Extension: Enter for doors 1 7/8" or greater. Example: EE=extended equally, EI=extended inside, EO=extended outside, ED=extended differently
- Dim:** Dimension: Enter only for non-standard strike lip length
- Additional Details:** Enter additional detail for keying information or special requirements

Common Pricing Information	
1.	Locks are furnished with standard features unless otherwise specified.
2.	Door thickness is 1 3/4" unless otherwise specified.
3.	Split finishes and designs will be priced at the highest list price of the design and/or finish.
4.	 denotes a lock or part that requires an extended lead time.
5.	 denotes a handed product and requires handing to be specified.
6.	For all restricted keyways (Everest D, Everest 29 T, Quad, Numbered, Reversed) add \$15.00. This does not apply to Primus cylinders. See Terms and Conditions for ordering information and requirements.
7.	Locks, keys and cylinders containing restricted keyways require additional documentation to order. Please see Terms and Conditions for the specific requirements.
8.	Keyway must be specified for keyed functions and cylinders. If not specified, default keyway will be S123 for KA, KD and 0-bitted product and S145 for Factory managed masterkey systems.
9.	Multiple keying options are available. Locks and cylinders are furnished KD unless otherwise specified or excepted by notation.
10.	Control Keys for permanent and construction cores are not included with the lock or cylinder and must be ordered separately.
11.	Locks specified with "C" keyway and KD or 0-bitted will receive 6 pin cylinders.
12.	Full Size Interchangeable Cores (FSIC) are furnished 1-bitted unless otherwise specified. If 0-bitted is selected, the order will be entered as 1-bitted. This does not apply to FSIC Primus® cores.
13.	Conventional cylinders, Primus cylinders (conventional and FSIC) can be supplied 0-bitted. If 1-bitted is selected, the order will be entered as 0-bitted.
14.	Available plug face finishes are 606 and 626. For brass or bronze finish colors, the plug face finish is 606. For chrome, nickel or stainless steel finish colors, the plug face finish is 626.
15.	Locks and cylinders will be furnished with 2 keys each as standard. Additional keys will be charge at the additional cut keys charge appropriate for the cylinder/key type

**Table of Contents**

<b>Functions</b>	<b>AL-4</b>
<b>Complete Locks</b>	<b>AL-5</b>
<b>Options</b>	<b>AL-7</b>
Latches .....	AL-7
Strikes.....	AL-7
Lock Less Components .....	AL-8
Non-Standard Door Thickness.....	AL-8
Miscellaneous Lock Options .....	AL-8
Special Functions.....	AL-8
<b>Parts</b> .....	<b>AL-9</b>
Levers and Related Components .....	AL-9
Roses .....	AL-9
Latches and Related Components.....	AL-10
Strikes.....	AL-10
Plunger Parts.....	AL-11
Reinforcements and Adapters.....	AL-11
Parts for 2" Doors .....	AL-11
Hub, Frame and Housing Kits – For Locks Manufactured before May, 2003 .....	AL-11
Miscellaneous Parts .....	AL-12
Special Parts .....	AL-12
Screws .....	AL-13
Screw Packs.....	AL-13
Tox Screw Packs.....	AL-13
Cylinder Reference Table .....	AL-13
<b>Complete Cylinders</b>	<b>See Cylinders Section</b>
<b>How To Order</b>	<b>Forms &amp; Examples</b>

**Product Identification**



**SFIC = Small Format (Best® Style) Interchangeable Core**

**Finish Codes and Descriptions**

<b>Code</b>		<b>Description</b>
605	(US 3)	Bright Brass
606	(US 4)	Satin Brass
609	(US 5)	Antique Brass
612	(US 10)	Satin Bronze
613	(US 10B)	Oil Rubbed Bronze
619	(US 15)	Satin Nickel
622	(US 19)	Matte Black
625	(US 26)	Bright Chromium Plated
626	(US 26D)	Satin Chromium Plated
626AM		Antimicrobial Coating on Satin Chromium
643e	(US11)	Aged Bronze

**Standard Features**

Certification	ANSI/BHMA Certified A156.2-2011, Series 4000, Grade 2, UL Listed for 3-hour fire door.
Latch	1 1/8" x 2 1/4", Square corner faceplate, 1" housing diameter, 1/2" throw
Strike	1 1/4" x 4 7/8", ANSI, Square corner, no box
Backset	2 3/4"
Cylinder	6-Pin solid brass, keyed 6-pin, S123 keyway, keyed different (KD)
Door Range	1 3/8" – 1 7/8"
Keys	Two nickel silver cut keys per lock, 6-pin, S123 section

Indicates products that have EPD documentation available and meet LEED v4.



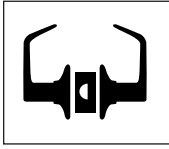
# AL · Functions

ANSI/BHMA Certified A156.2-2011, Series 4000, Grade 2, UL Listed for 3-hour fire door.

## Non-Keyed Locks

SCHLAGE ANSI

**AL10S F75**



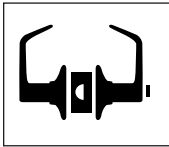
**Passage Latch**  
Both levers always unlocked.

**AL25D**



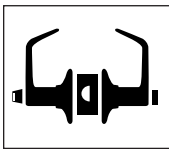
**Exit Lock**  
Blank plate outside. Inside lever always unlocked. Specify door thickness.

**AL40S F76**



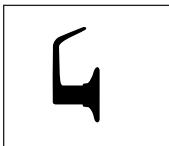
**Bath/Bedroom Privacy Lock**  
Push-button locking. Can be unlocked from outside with small screwdriver, not included. Turning inside lever or closing door releases button.

**AL44S**



**Hospital Privacy Lock**  
Push-button locking. Unlocked from outside by turning emergency turn-button. Turning inside lever or closing door releases button.

**AL170**

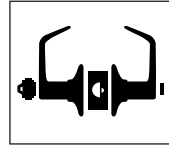


**Single Dummy Trim**  
Dummy trim for one side of door. Used for door pull or as matching inactive trim.

## Keyed Locks

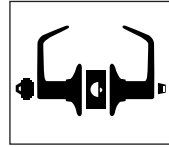
SCHLAGE ANSI

**AL50PD F82**



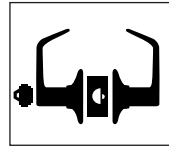
**Entrance/Office Lock**  
Push-button locking. Push-button locks outside lever until unlocked with key or by rotating inside lever.

**AL53PD F109**



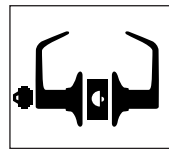
**Entrance Lock**  
Turn/push-button locking; pushing and turning button locks outside lever requiring use of key until button is manually unlocked. Push-button locking; pushing button locks outside lever until unlocked by key or by turning inside lever.

**AL70PD F84**



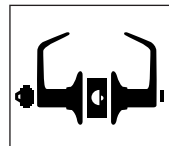
**Classroom Lock**  
Outside lever locked and unlocked by key. Inside lever always unlocked.

**AL80PD F86**



**Storeroom Lock**  
Outside lever fixed. Entrance by key only. Inside lever always unlocked.

**AL85PD F93**



**Faculty Restroom Lock (with Indicator Cylinder)**  
Outside lever fixed. Entrance by key only. Push-button in inside lever activates visual occupancy indicator, allowing only emergency masterkey to operate. Turning inside lever or closing door releases visual occupancy indicator. Rotation of inside spanner-button provides lock-out feature by keeping indicator activated.

CYLINDRICAL

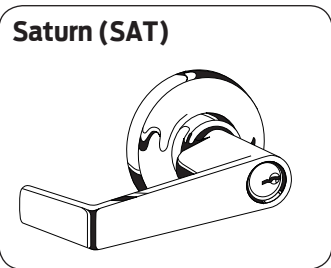
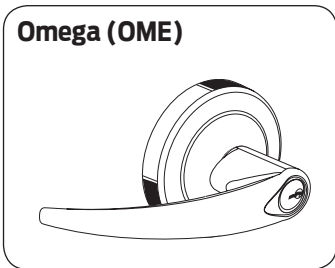
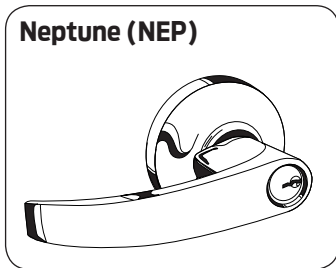
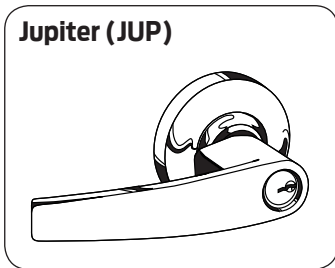
A-Series

AL-4

D-Series

ND-Series





Commercial Lever Suite				
AL Lock	L Lock Levers	98/99 Exit	ND Levers	S Lock
Jupiter	07	07	Athens	Jupiter
Omega	Omega	16	Omega	
Neptune	17	17	Sparta	Neptune
Saturn	06	06	Rhodes	Saturn

**Tactile Options**

**Tactile Warning (knurling)**

**Saturn Lever Shown**

**Roses**

<p><b>Inside/Outside Rose - Rhodes</b>  <b>Levers:</b> JUP, NEP, SAT  <b>Size:</b> 3 7/16" dia.</p>	<p><b>Inside/Outside Rose - Omega</b>  <b>Levers:</b> OME  <b>Size:</b> 3 7/16" dia.</p>
---	--

**Latches**

<p><b>11-068</b></p>	<p><b>11-088</b></p>	<p><b>11-096</b> Standard</p>	<p><b>11-104</b></p>	<p><b>11-116</b></p>
----------------------	----------------------	-----------------------------------	----------------------	----------------------

**Strikes**

<p><b>10-001</b></p>	<p><b>10-025</b> Standard</p>	<p><b>10-027</b></p>	<p><b>10-058</b></p>
----------------------	-----------------------------------	----------------------	----------------------

# AL - Complete Locks

CYLINDRICAL

A-Series

AL-6

D-Series

ND-Series

Function	Description	Designs and Finishes			PRIMARY CYLINDER ADJUSTMENTS AVAILABLE LEVERS AVAILABLE FINISHES					
		JUP NEP OME SAT			LD	RD TD**	JD	BD BDC	GD	HD**
		626	605 606 609 612 619 622*** 625 643e	613 626AM						
<b>Keyless</b>										
AL10S	Passage	168	180	198						
AL25D	Exit, blank plate x lever	184	196	214						
AL40S	Privacy	191	203	221	ALL	JUP NEP SAT*				
AL44S	Privacy, hospital				605 606 609 612 613 619 622*** 625 626 643e 6626AM					
AL170	Single dummy	97	103	113						
<b>Keyed, Single Cylinder</b>										
AL50PD	Entrance/Office	244	256	274	LD CD	RD TD	JD	BD BDC	GD	HD
AL53PD	Entrance				-55	33	-30	N/C	73	38
AL70PD	Classroom									
AL80PD	Storeroom									
AL85PD	Faculty Restroom Lock	282	294	312	-82	Not Available				
<b>Secondary Cylinder Adjustments</b>										
<b>EVEREST AND RESTRICTED KEYWAY - DOES NOT APPLY TO PRIMUS</b>										
EVEREST D & T FAMILY & RESTRICTED KEYWAYS (QUAD, NUMBERED, REVERSE)						+15				
SL Cylinder with Everest B or Everest R keyways						+15				
<b>PRIMUS/PRIMUS XP - ORDER THE LOCK LESS CYLINDER AND THE CYLINDER SEPARATELY (PRICES BELOW)</b>										
SINGLE KIL EXAMPLE: 1 EA. AL53LD & 1 EA. 20-728(-XP)						+123				
SINGLE FSIC EXAMPLE: 1 EA. AL53JD & 1 EA. 20-740(-XP)						+132				
* Only lever available in 609 finish for FSIC and SFIC										
** Temporary cores (TD and HD options) require non-refundable core handling charge (50-231) of \$9.00 and will be added to the price of the lock.										
*** Utilizes 606 cylinder plug face finish										

Latches		
Part Number	Backset - Hsg Dia - Description	Lock Adjustment
<b>Spring Latch</b>		
11-068	2 3/8" - 7/8" - Square corner, 1" x 2 1/4"	N/C
11-069	2 3/8" - 7/8" - 1/4" Radius round corner, 1" x 2 1/4"	
11-110	2 3/8" - 1" - Circular drive in - 605 & 626 finishes only	
11-111	2 3/4" - 7/8" - Square corner, 1" x 2 1/4"	
11-112	2 3/4" - 7/8" - 1/4" Radius round corner, 1" x 2 1/4"	
11-116	2 3/4" - 1" - Square corner, 1 1/8" x 2 1/4"	
11-113	2 3/4" - 1" - Circular drive in - 605 & 626 finishes only	
11-118	3 3/4" - 1" - Square corner, 1 1/8" x 2 1/4"	
<b>Deadlatch</b>		
11-085	2 3/8" - 7/8" - Square corner, 1" x 2 1/4"	N/C
11-088	2 3/8" - 7/8" - 1/4" Radius round corner, 1" x 2 1/4"	
11-104	2 3/8" - 1" - Circular drive in - 605 & 626 finishes only	
11-091	2 3/4" - 7/8" - Square corner, 1" x 2 1/4"	
11-092	2 3/4" - 7/8" - 1/4" Radius round corner, 1" x 2 1/4"	
11-096	2 3/4" - 1" - Square corner, 1 1/8" x 2 1/4"	
11-105	2 3/4" - 1" - Circular drive in - 605 & 626 finishes only	
11-103	3 3/4" - 1" - Square corner, 1 1/8" x 2 1/4"	
41-005	5" - Backset extension link - require reinforcement when used in hollow metal door applications; backset link must be used with 2 3/8" backset latches	+18.90

Strikes		
Part Number	Lip Length - Description	Lock Adjustment
10-001	1 1/8" - Square corner, T-strike, box, 1 1/8" x 2 3/4"	N/C
	1" - Square corner, T-strike, box, 1 1/8" x 2 3/4"	+12.50
	1 1/4" - Square corner, T-strike, box, 1 1/8" x 2 3/4"	
	1 1/2" - Square corner, T-strike, box, 1 1/8" x 2 3/4"	
	1 3/4" - Square corner, T-strike, box, 1 1/8" x 2 3/4"	
	2" - Square corner, T-strike, box, 1 1/8" x 2 3/4"	
10-004	1 1/8" - 1/4" Radius round corner, T-strike, box, 1 1/8" x 2 3/4"	N/C
10-025	1 3/16" - ANSI, no box, 1 1/4" x 4 7/8"	N/C
	1 3/8" - ANSI, no box, 1 1/4" x 4 7/8"	+13.60
	1 1/2" - ANSI, no box, 1 1/4" x 4 7/8"	
10-026	1 1/8" - Square corner, full lip, no box, 1 5/8" x 2 1/4"	N/C
10-027	1 1/8" - 1/4" Radius round corner, full lip, no box, 1 5/8" x 2 1/4"	
10-058	Circular, adjustable, 1 3/4" diameter - 605 and 626 finishes only	
K510-066	Box for ANSI strike, must be specified	

Shaded items are standard components and are furnished with locks unless otherwise specified.

CYLINDRICAL

Locks Less Components		
Description	Specify	Lock Adjustment
Less each lever	LLL for lever design Example: AL53PD LLL/JUP x SAT	-8.30
Less each rose	LLL for rose design Example: AL53PD SAT x SAT/LLL	-10.40
Less springlatch	LLL for latch Example: AL40S SAT 605 LLL 10-025	-10.40
Less deadlatch	LLL for latch Example: AL53PD SAT 626 LLL 10-025	-16.80
Less strike	LLL for strike Example: AL53PD ATH 612 11-096 LLL	-4.00
Lock chassis and spring cages only	Less all possible components Example: AL53LD LLL 626 LLL LLL, lever chassis	Sum of deducts

A-Series

Non-Standard Door Thickness		
Description	Specify	Lock Adjustment
Extended Equally (EE), over 1 7/8" - 2" (SFIC not available for 1 7/8" - 2" door thickness)	Door thickness and how door is extended. Example: 2", EE	+4.40

AL-8

Miscellaneous Lock Options		
Specify/Part Number	Description	Lock Adjustment
8SA	Tactile Lever - Saturn	+39.70*
Torx Screws	Screws - Latch and Strike	+17.80
	* Per lever	

D-Series

Special Functions - Extended Lead Times/Not Subject to Standard Discounts				
Part Number		Function - Description	Base Lock	Lock Adjustment (Base Lock)
Lock Function	"X" Number			
AL50PD	XA11-297	AL50PD with restoring slide	AL50PD	+39.10
AL53PD	XA11-297	AL53PD with restoring slide	AL53PD	

ND-Series

Levers and Related Components												
Available Finishes - Specify for Listed Parts		605	606	609	612	613	619	622	625	626	643e	626AM
51-021, 51-023, 51-025, 51-026, 51-022 SAT, 51-024 SAT, A700-041		▪	▪	0x	▪	▪	▪	0x	▪	▪	▪	0x
51-022 JUP NEP, 51-024 JUP NEP		▪	▪		▪	▪	▪	0x	▪	▪	▪	0x
Part Number	Description	Price Each										
51-021*	Closed Lever - JUP NEP OME SAT - locks man. before June 2003	<b>\$78.50</b>										
51-023*	Open Lever - JUP NEP OME SAT - locks man. before June 2003											
51-025*	Closed Lever - JUP NEP OME SAT - locks man. after June 2003											
51-026*	Open Lever - JUP NEP OME SAT - locks man. after June 2003											
51-022*	Full Size Core Lever - JUP NEP SAT	<b>67.30</b>										
51-024*	Small Format Core Lever & lever insert- JUP NEP SAT	<b>74.00</b>										
A700-041	Driver cap, 1 3/8" - 1 7/8" doors - for locks man. after May 2002	<b>3.80</b>										
A700-039	Driver, 1 3/8" - 1 7/8" doors - for locks man. after May 2002	<b>18.10</b>										
A700-045	Lever insert for SFIC	<b>6.30</b>										
A700-052	FSIC Core Driver, Universal	<b>8.20</b>										
A700-021	SFIC Core Retainer	<b>6.50</b>										
C604-381	SFIC Core Throw Member	<b>7.50</b>										
D500-000	SFIC Core Spacer - 2 spacers required for 6-pin, 1 spacer required for 7-pin	<b>1.40</b>										
A700-047	Interchangeable core lever insert, 1 3/8" - 1 7/8" doors	<b>6.30</b>										
A700-044	Lever insert, 1 3/8" - 1 7/8" doors for locks man. after May 2002	<b>5.80</b>										
*	Specify part number, lever style, finish. Ex: 51-025 NEP 626 (closed lever, Jupiter design, 626 finish)											

Roses												
Available Finishes - Specify for Listed Parts		605	606	609	612	613	619	622	625	626	643e	626AM
04-060		▪	▪	0x	▪	▪	▪	0x	▪	▪	▪	0x
C604-402		▪	▪	0x	▪	▪	▪	0x	▪	▪	▪	
Part Number	Description	Price Each										
04-060**	Outside / Inside Rose - RHO OME	<b>\$90.10</b>										
C604-402	Blank Plate, AL25	<b>92.50</b>										
**	Specify part number, lever style, finish. Ex: 04-060 SAT 626 (Saturn design, 626 finish)											

CYLINDRICAL

A-Series

AL-9

D-Series

ND-Series

CYLINDRICAL

A-Series

AL-10

D-Series

ND-Series

Latches and Related Components												
Available Finishes - Specify for Listed Parts		605	606	609	612	613	619	622	625	626	643e	626AM
11-068, 11-069, 11-110, 11-111, 11-112, 11-116, 11-118, 11-113, 11-118, 11-085, 11-088, 11-104, 11-091, 11-092, 11-096, 11-105, 11-103		▪	▪	▪	▪	▪	▪	⊗	▪	▪	▪	
39-030		▪								▪		
Part Number	Backset - Hsg Dia - Description	Price Each										
<b>Spring Latch</b>												
11-068	2 3/8" - 7/8" - Square corner, 1" x 2 1/4"	\$52.20										
11-069	2 3/8" - 7/8" - 1/4" Radius round corner, 1" x 2 1/4"											
11-110	2 3/8" - 1" - Circular drive in - 605 & 626 finishes only											
11-111	2 3/4" - 7/8" - Square corner, 1" x 2 1/4"											
11-112	2 3/4" - 7/8" - 1/4" Radius round corner, 1" x 2 1/4"											
11-116	2 3/4" - 1" - Square corner, 1 1/8" x 2 1/4"											
11-113	2 3/4" - 1" - Circular drive in - 605 & 626 finishes only											
11-118	3 3/4" - 1" - Square corner, 1 1/8" x 2 1/4"	56.20										
<b>Dead Latch</b>												
11-085	2 3/8" - 7/8" - Square corner, 1" x 2 1/4"	52.20										
11-088	2 3/8" - 7/8" - 1/4" Radius round corner, 1" x 2 1/4"											
11-104	2 3/8" - 1" - Circular drive in - 605 & 626 finishes only											
11-091	2 3/4" - 7/8" - Square corner, 1" x 2 1/4"											
11-092	2 3/4" - 7/8" - 1/4" Radius round corner, 1" x 2 1/4"											
11-096	2 3/4" - 1" - Square corner, 1 1/8" x 2 1/4"											
11-105	2 3/4" - 1" - Circular drive in - 605 & 626 finishes only	56.20										
11-103	3 3/4" - 1" - Square corner, 1 1/8" x 2 1/4"											
43-005	5" - Backset extension link - require reinforcement when used in hollow metal door applications	28.70										
39-030	Rabbeted latch and strike kit - adapts square corner latches and 2 3/4" high square corner strikes to 1/2" rabbeted door and frame preparations.	50.50										

Strikes												
Available Finishes - Specify for Listed Parts		605	606	609	612	613	619	622	625	626	643e	626AM
10-001, 10-004, 10-025, 10-026, 10-027		▪	▪	▪	▪	▪	▪	⊗	▪	▪	▪	
10-058		▪								▪		
Part Number	Lip Length - Description	Price Each										
10-001 118	1 1/8" - Square corner, T-strike, box, 1 1/8" x 2 3/4"	\$6.20										
10-001 100	1" - Square corner, T-strike, box, 1 1/8" x 2 3/4"	12.40										
10-001 114	1 1/4" - Square corner, T-strike, box, 1 1/8" x 2 3/4"											
10-001 112	1 1/2" - Square corner, T-strike, box, 1 1/8" x 2 3/4"											
10-001 134	1 3/4" - Square corner, T-strike, box, 1 1/8" x 2 3/4"											
10-001 200	2" - Square corner, T-strike, box, 1 1/8" x 2 3/4"											
10-004	1 1/8" - 1/4" Radius round corner, T-strike, box, 1 1/8" x 2 3/4"	9.60										
10-025 1316	1 3/16" - ANSI, no box, 1 1/4" x 4 7/8"	13.60										
10-025 138	1 3/8" - ANSI, no box, 1 1/4" x 4 7/8"	37.90										
10-025 112	1 1/2" - ANSI, no box, 1 1/4" x 4 7/8"											
10-026	1 1/8" - Square corner, full lip, no box, 1 5/8" x 2 1/4"	7.20										
10-027	1 1/8" - 1/4" Radius round corner, full lip, no box, 1 5/8" x 2 1/4"	7.20										
10-058	Circular, adjustable, 1 3/4" diameter	10.40										
K510-066	Box for ANSI strike	6.30										

<b>Plunger Parts</b>											
Available Finishes - Specify for Listed Parts		605	609	612	613	619	622	625	626	643e	626AM
51-037, 51-038, 51-039, 51-040, 51-041		.	04	.	.	.	04	.	.	.	
Part Number	Description	Price Each									
51-037	Plunger unit, inside - AL53	<b>\$14.40</b>									
51-038	Plunger unit, inside - AL85										
51-039	Plunger unit, inside - AL40, AL44, AL50										
51-040	Plunger unit, outside - AL40										
51-041	Plunger unit, outside - AL44										

<b>Reinforcements and Adapters</b>		
Part Number	Description	Price Each
37-001	Metal door reinforcer kit, fits both 7/8" and 1" diameter housings - Specify door thickness, includes A501-567 and A501-565 or A501-566	<b>\$34.20</b>
A501-565	Reinforcer for 1 3/8" thick non-reinforced metal doors. Fits both 7/8" and 1" diameter housings.	<b>17.10</b>
A501-566	Reinforcer for 1 3/4" thick non-reinforced metal doors. Fits both 7/8" and 1" diameter housings.	
A501-567	3 1/2" Long latch housing sleeve used to reinforce joint between latch and backset link or to hold latch in metal doors	<b>10.70</b>
A501-878*	Faceplate adapter to adapt 1" faceplate to 1 1/8" door preparation	<b>0.68</b>
G506-815	1" Long latch housing sleeve to adapt 7/8" housing to 1" bore	<b>6.00</b>
* Order in multiples of 100		

<b>Parts for 2" Doors</b>												
Available Finishes - Specify for Listed Parts		605	606	609	612	613	619	622	625	626	643e	626AM
		.	.	04	.	.	.	04	.	.	.	
Part Number	Description	Price Each										
A700-043	Driver, 2" door	<b>\$62.80</b>										
A700-028	Hub, 2" door, for inside and outside - for locks manufactured after May 2003	<b>29.40</b>										
A700-029	Hub, out., 2" doors - AL70 - for locks manufactured after May 2003	<b>36.40</b>										
A700-030	Hub, out., 2" doors - AL25											
A700-033	Full size interchangeable core lever insert, 2" door	<b>6.30</b>										
A700-034	Lever insert, 2" door											
(SFIC not available for 1 7/8" - 2" door thickness)												

<b>Hub, Frame and Housing Kits — For Locks Manufactured before May, 2003</b>				
Part Number	Description			Price Each
A700-048	All (except AL25 & AL70)	1 3/8" - 1 7/8"	(2) A700-032 Chassis screws (1) A700-056 Frame, hub (2) A700-046 Hub (1) A700-057 Housing	<b>\$75.90</b>
A700-050		2"	(2) A700-032 Chassis screws (1) A700-056 Frame, hub (2) A700-028 Hub (1) A700-057 Housing	<b>77.90</b>
A700-049	AL70	1 3/8" - 1 7/8"	(2) A700-032 Chassis screws (1) A700-056 Frame, hub (1) A700-046 Hub (1) A700-057 Housing	
A700-051		2"	(2) A700-032 Chassis screws (1) A700-056 Frame, hub (2) A700-028 Hub (1) A700-057 Housing	

CYLINDRICAL

A-Series

AL-12

D-Series

ND-Series

Miscellaneous Parts		
Part Number	Description	Price Each
A100-053	Spring cage, ins. - 4 prong for locks manufactured after May 2002	\$58.40
A100-054	Spring cage, out. - 4 prong for locks manufactured after May 2002	
A201-370	Cam - AL80	8.50
A301-402	Cam - AL40, AL50, AL53, AL85	8.70
A501-167	Threaded rod for mounting AL170s as double dummy set	14.60
A501-305	Hub plate, ins.	6.90
A501-311	Slide spring	6.60
A501-615	Spindle wedge - AL80, AL85	6.50
A501-721	Cam plug - AL70	19.70
A501-791	Cam spacer - AL70	4.00
A501-874	Hub plate, out. - AL25	10.40
A501-901	Hub plate, out. - AL80, AL85	4.60
A508-597	Spring seat - AL50, AL53, AL70, AL80, AL85	6.60
A590-158	Slide - AL85	
A590-159	Slide - AL50, AL53, AL70, AL80	
A590-180	Slide, restoring - AL40, AL44	
A590-181	Slide, non-restoring - AL10, AL25	
A700-003	Spindle sleeve - AL85	
A700-004	Hub plate, out. (except AL25, AL80, AL85)	29.40
A700-014	Hub, out. - AL70 - for locks manufactured after May 2003	
A700-015	Lever insert, 1 3/8" - 1 7/8" doors - for locks manufactured before May 2002	6.30
A700-016	Hub, out., 1 3/8" - 1 7/8" doors - AL25	29.40
A700-017	Spiral cam - AL70	10.40
A700-036	Spring - AL40, AL44	8.70
A700-046	Hub, 1 3/8" - 1 7/8" doors - for locks manufactured after May 2003*	5.70
A700-047	Interchangeable core lever insert, 1 3/8" - 1 7/8" doors	6.30
A700-056	Frame, hub - for locks manufactured after May 2003	10.50
A700-057	Housing - for locks manufactured after May 2003	
A710-001	Spindle & catch, out. (except AL10, AL40)	8.50
A710-004	Spindle & catch, ins.	
A710-007	Spindle & hub - AL170	26.90
A710-008	Small Format Interchangeable Core spindle & catch, outside - AL50, AL53, AL70, AL80	22.70
A710-020	Spindle & catch, out. - AL10, AL40	8.50
C503-308	Anchor spring (except AL25)	6.60
C604-273	Rose pin - AL25	1.40
C604-354	Castle nut	15.40
C604-400	Mounting plate - AL170	19.50

Special Parts - Extended Lead Times/Not Subject to Standard Discounts												
Available Finishes - Specify for Listed Parts		605	606	609	612	613	619	622	625	626	643e	626AM
XQ07-351		.	.	∞	.	.	.	∞	.	.	.	
<b>Part Number</b>	<b>Description</b>	<b>Price Each</b>										
XQ07-351*	10-025 Strike, 7/8" flat lip	\$25.90										
	10-025 Strike, lips thru 6" (except 7/8", 1 3/16", 1 3/8", and 1 1/2")	125.00										
	* Specify lip length											



Screws														
Available Finishes - Specify for Listed Parts				605	606	609	612	613	619	622	625	626	643e	626AM
A501-171, A501-746, C603-256, C603-897				.	.	∞	.	.	.	∞	.	.	.	
Part Number	Description	Type	Size	Price Each										
A501-171*	Washer, thru bolt - AL170	—	—											
A501-746*	Mounting, thru bolt - AL170	POH Machine	1/4" 20 x 2 1/2"	<b>\$1.00</b>										
A700-032*	Chassis	PFH Cross Recess	10-32 x 3/8"											
C603-256*	ANSI strike	PFH Combo	12-24 x 1"	<b>0.92</b>										
C603-897*	Latch and strike	PFH Combo	#8 x 3/4"	<b>0.78</b>										
C604-395*	Spring cage screws	PFH Machine	8-32 x 2 1/8"	<b>1.60</b>										
L583-133*	Mounting surface - AL170	Sheet Metal	#8 x 1"	<b>0.80</b>										
* Order in multiples of 100														

Screw Packs														
Available Finishes - Specify for Listed Parts				605	606	609	612	613	619	622	625	626	643e	626AM
B202-517, C203-736, C303-029, C303-421				.	.	∞	.	.	.	∞	.	.	.	
Part Number	Description	Contents	Price Each											
B202-517	Latch and strike	(4) C603-897	<b>\$7.20</b>											
C203-736	ANSI strike	(2) C603-256	<b>5.70</b>											
C303-438	Spring cage screws	(2) C604-395	<b>4.20</b>											
C303-029	Mounting	(4) C603-897 (2) C603-256 (2) C604-395 (1) M504-271	<b>14.40</b>											
C303-421	Mounting, AL170	(1) A501-167 (1) A501-171 (1) A501-746 (2) L583-133 (1) M504-271	<b>10.60</b>											

Torx Screw Packs														
Available Finishes - Specify for Listed Parts				605	606	609	612	613	619	622	625	626	643e	626AM
C203-311, C203-312				.	.	∞	.	.	.	∞	.	.	.	
Part Number	Description	Contents	Price Each											
C203-311**	Latch and strike	(4) C503-766 (T-15)	<b>\$18.50</b>											
C203-312**	Latch and ANSI strike	(2) C503-766 (T-15) (2) L583-371 (T-20)												
** Torx screw packs are furnished with appropriate T-xx installation tool(s)														

Cylinder Reference Table					
Available Finishes - Specify for Listed Parts				606	626
21-020, 20-728/XP, 20-528/XP, 12-021					
Part Number	Cylinder Mechanism	Function	Design	Price Each - Open	Price Each - Restricted
21-020	Conventional	Standard Functions	All	<b>\$55.00</b>	<b>\$70.00</b>
91-006	Everest SL (R/B Keyways only)			<b>70.00</b>	
20-728	Primus			<b>123.00</b>	
20-728-XP	Primus XP			<b>123.00</b>	
91-706-XP	Everest SL Primus XP (R/B Keyways only)			<b>123.00</b>	
20-528	Primus UL437			<b>151.00</b>	
20-528-XP	Primus UL437 XP			<b>151.00</b>	
21-021	Conventional	AL85		<b>82.00</b>	<b>97.00</b>

**CYLINDRICAL**

A-Series

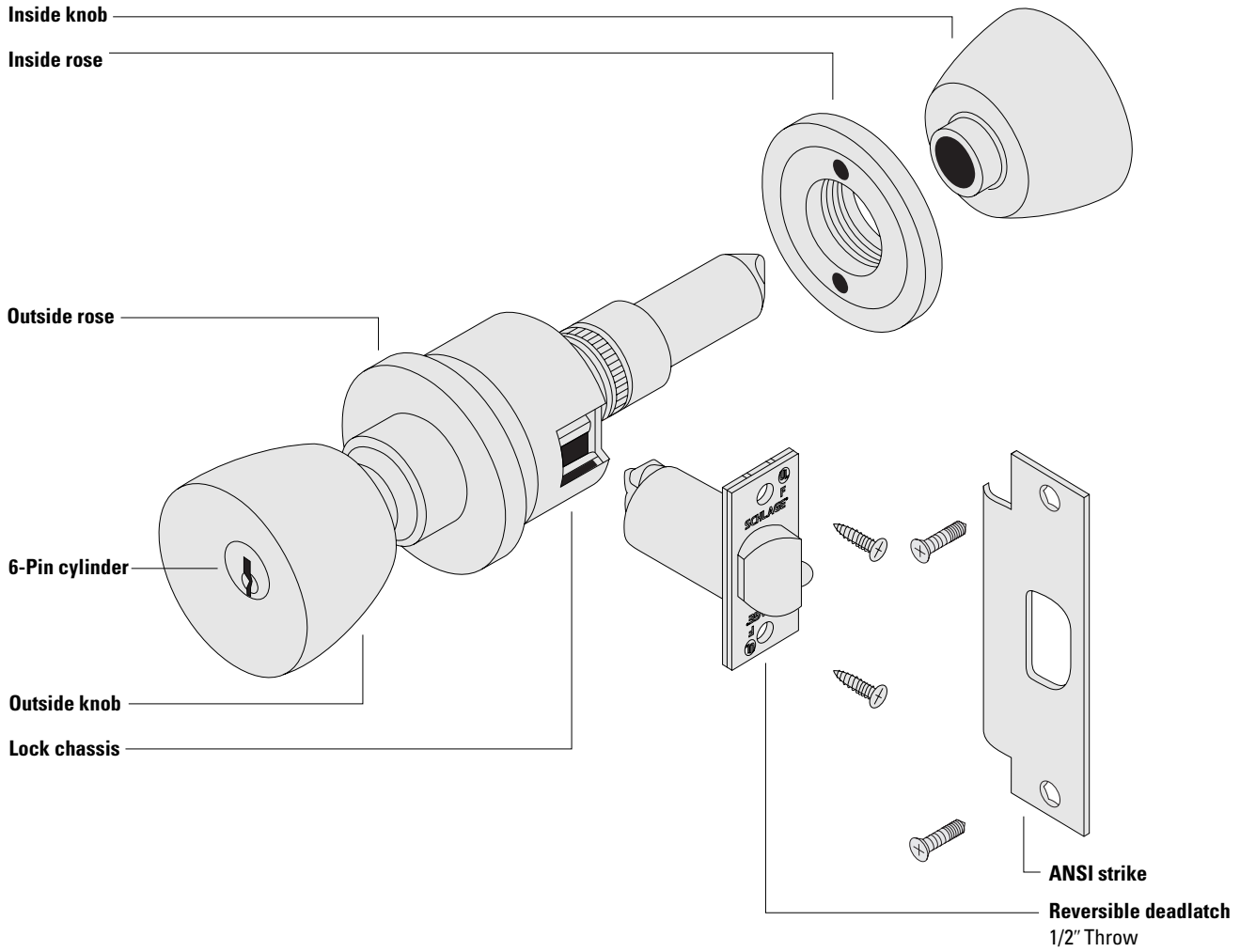
**AL-14**

D-Series

ND-Series

# D Series

## GRADE 1 CYLINDRICAL KNOB LOCK



# D Series

## Ordering Procedures

To order Schlage products, descriptive data should be in the same sequence as shown below.

Line Item	Qty	Product	Outside		Inside		Hand	Latch	Strike	Dr Thk	Ext	DIM	Additional Details
			DES	FIN	DES	FIN							
1	10	D53PD	ORB	625	PLY	625	-	14-019	10-025	214	EE	-	KA

**Line Item:** Line item number

**Qty:** Quantity

**Product:** Product function + Cylinder code

**Outside Des:** Outside lever design

**Outside Fin:** Outside finish

**Inside Des:** Inside lever design: Specify only if different from the outside lever design

**Inside Fin:** Inside lever finish: Specify only if different from the outside finish

**Hand:** Hand of door: N/A for D lock

**Latch:** Product latch: Leave blank for standard latch or specify part number if non-standard latch is required.

**Strike:** Product strike: Leave blank for standard strike or specify part number if non-standard strike is required.

**Dr Thk:** Door thickness: Enter door thickness if non-standard. Example: 138=1 3/8", 214=2 1/4"

**Ext:** Extension: Enter for doors 2" or greater. Example: EE=extended equally, EI=extended inside, EO=extended outside, ED=extended differently

**Dim:** Dimension: Enter only for non-standard strike lip length

**Additional**

**Details:** Enter additional detail for keying information or special requirements

### Common Pricing Information

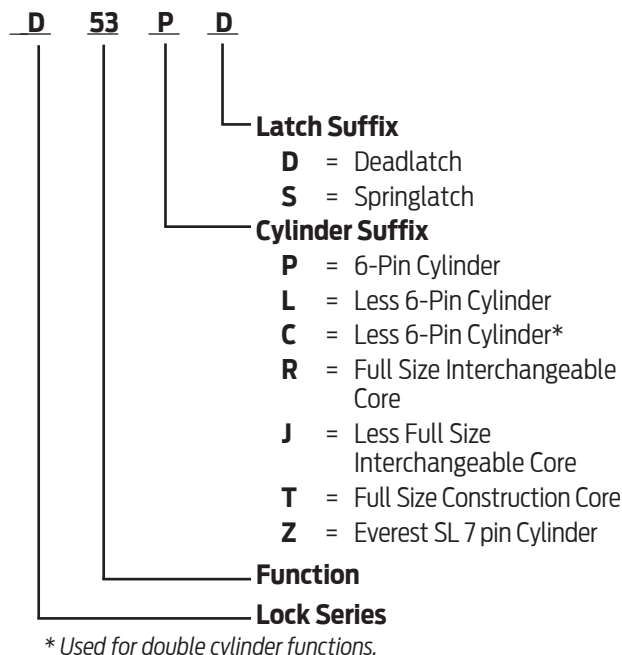
1.	Locks are furnished with standard features unless otherwise specified.
2.	Door thickness is 1 3/4" unless otherwise specified.
3.	Split finishes and designs will be priced at the highest list price of the design and/or finish.
4.	⌚ denotes a lock or part that requires an extended lead time.
5.	👤 denotes a handed product and requires handing to be specified.
6.	For all restricted keyways (Everest D, Everest 29 T, Quad, Numbered, Reversed) add \$15.00. This does not apply to Primus cylinders. See Terms and Conditions for ordering information and requirements.
7.	Locks, keys and cylinders containing restricted keyways require additional documentation to order. Please see Terms and Conditions for the specific requirements.
8.	Keyway must be specified for keyed functions and cylinders. If not specified, default keyway will be S123 for KA, KD and 0-bitted product and S145 for Factory managed masterkey systems.
9.	Multiple keying options are available. Locks and cylinders are furnished KD unless otherwise specified or excepted by notation.
10.	Control Keys for permanent and construction cores are not included with the lock or cylinder and must be ordered separately.
11.	Locks specified with "C" keyway and KD or 0-bitted will receive 6 pin cylinders.
12.	Full Size Interchangeable Cores (FSIC) are furnished 1-bitted unless otherwise specified. If 0-bitted is selected, the order will be entered as 1-bitted. This does not apply to FSIC Primus® cores.
13.	Conventional cylinders, Primus cylinders (conventional and FSIC) can be supplied 0-bitted. If 1-bitted is selected, the order will be entered as 0-bitted.
14.	Available plug face finishes are 606 and 626. For brass or bronze finish colors, the plug face finish is 606. For chrome, nickel or stainless steel finish colors, the plug face finish is 626.
15.	Locks and cylinders will be furnished with 2 keys each as standard. Additional keys will be charge at the additional cut keys charge appropriate for the cylinder/key type

### Table of Contents

<b>Functions</b>	<b>D-4</b>
<b>Complete Locks</b>	<b>D-5</b>
<b>Options</b>	<b>D-7</b>
Latches .....	D-7
Strikes.....	D-7
Locks Less Components .....	D-7
Non-Standard Door Thickness.....	D-7
Tamper Resistant Torx Screws .....	D-7
Special Functions.....	D-7
<b>Parts</b>	<b>D-8</b>
Knobs and Related Components .....	D-8
Roses .....	D-8
Latches and Related Components.....	D-8
Strikes.....	D-9
Plunger Parts.....	D-9
Reinforcements .....	D-9
Finished Miscellaneous Parts .....	D-9
Special Parts .....	D-10
Miscellaneous Parts .....	D-10
Screws .....	D-11
Screw Packs.....	D-11
Torx Screw Packs.....	D-11
Cylinder Reference Table .....	D-11

**Complete Cylinders**                      **See Cylinders Section**  
**How To Order**                              **Forms & Examples**

### Product Identification



### Finish Codes and Descriptions

Code		Description
605	(US 3)	Bright Brass
606	(US 4)	Satin Brass
609	(US 5)	Antique Brass
612	(US 10)	Satin Bronze
613	(US 10B)	Oil Rubbed Bronze
625	(US 26)	Bright Chromium Plated
626	(US 26D)	Satin Chromium Plated
629	(US 32)	Bright Stainless Steel
630	(US 32D)	Satin Stainless Steel
643e	(US 11)	Aged Bronze

### Standard Features

Certification	ANSI/BHMA Certified A156.2-2011, Series 4000, Grade 1, UL Listed for 3-hour fire door.
Latch	1 1/8" x 2 1/4", Square corner faceplate, 1" housing diameter, 1/2" throw
Strike	1 1/4" x 4 7/8", ANSI, Square corner, no box
Backset	2 3/4"
Cylinder	6-Pin solid brass, keyed 6-pin, S123 keyway, keyed different (KD)
Door Range	1 3/8" – 2"
Keys	Two nickel silver cut keys per lock, 6-pin, S123 section



# D Knobs - Functions

ANSI/BHMA Certified A156.2-2011, Series 4000, Grade 1, UL Listed for 3-hour fire door.

## Non-Keyed Locks

SCHLAGE ANSI

**D10S F75**



### Passage Latch

Both knobs always unlocked.

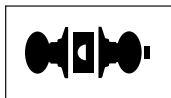
**D25D**



### Exit Lock

Blank plate outside. Inside knob always unlocked.

**D40S F76**



### Bath/Bedroom Privacy Lock

Push-button locking. Can be opened from outside with small screwdriver. Turning inside knob or closing door releases button.


**D44S**



### Hospital Privacy Lock

Push-button locking. Unlocked from outside by turning emergency turn-button. Turning inside knob or closing door releases button.

**D170**



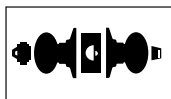
### Single Dummy Trim

Dummy trim for one side of door. Used for door pull or as matching inactive trim.

## Keyed Locks

SCHLAGE ANSI

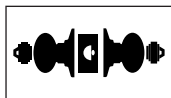
**D53PD F109**



### Entrance Lock

Turn/push-button locking; pushing and turning button locks outside knob, requiring use of key until button is manually unlocked. Push-button locking; pushing button locks outside knob until unlocked by key or by turning inside knob.

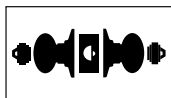
**D60PD F88**



### Vestibule/Classroom Security Lock

Latch retracted by key from outside when outside knob is locked by key in inside knob. Inside knob is always unlocked.

**D66PD F91**



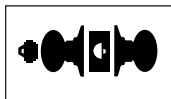
### Store Lock

Key in either knob locks or unlocks both knobs.

## Keyed Locks

SCHLAGE ANSI

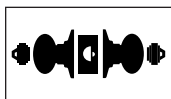
**D70PD F84**



### Classroom Lock

Outside knob locked and unlocked by key. Inside knob always unlocked.

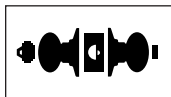
**D72PD F80**



### Communicating Lock

Key in either knob locks or unlocks each knob independently.

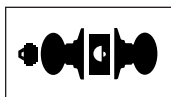
**D73PD F90**



### Corridor Lock

Locked or unlocked by key from outside. Push-button locking from inside. Turning inside knob or closing door releases button.

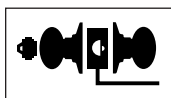
**D80PD F86**



### Storeroom Lock

Outside knob fixed. Entrance by key only. Inside knob always unlocked.

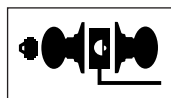
**D80PDEL**



### Electrically Locked (Fail Safe)

Outside knob continuously locked electrically. Unlocked by key outside or by switch or power failure. Auxiliary latch deadlocks latchbolt when door is closed. Inside knob always free for immediate exit.

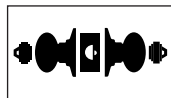
**D80PDEU**



### Electrically Unlocked (Fail Secure)

Outside knob continuously locked until unlocked by key or electric current. Auxiliary latch deadlocks latchbolt when door is closed. Inside knob always free for immediate exit.

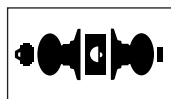
**D82PD F87**



### Institution Lock

Both knobs fixed. Entrance by key in either knob.

**D85PD F93**



### Faculty Restroom Lock (with Indicator Cylinder)

Outside knob fixed. Entrance by key only. Push-button in inside knob activates visual occupancy indicator, allowing only emergency masterkey to operate. Turning inside knob or closing door releases visual occupancy indicator. Rotation of inside spanner-button provides lock-out feature by keeping indicator thrown.

**Caution:** Double cylinder locks on residences and any door in any structure which is used for egress are a life safety hazard in times of emergency and their use is not recommended. Installation should be in accordance with existing codes only.

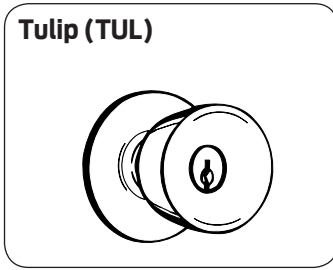
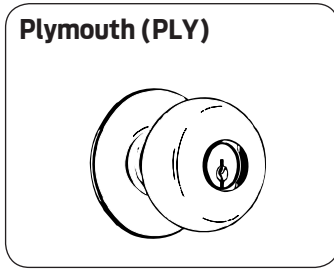
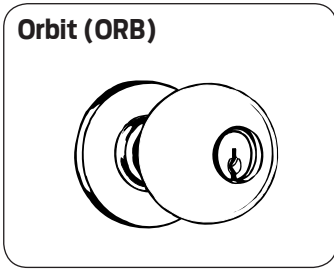
CYLINDRICAL

A-Series

AL-Series

D-4

ND-Series



Roses	
<p><b>Inside/Outside Rose - Plymouth</b>                      Knobs: Plymouth                      Size: 2 1/2" dia.</p>	<p><b>Inside/Outside Rose - Tulip</b>                      Knobs: Tulip &amp; Orbit                      Size: 2 1/2" dia.</p>

Latches			
<p><b>Deadlatch 14-019</b></p>	<p><b>Springlatch 14-001</b></p>	<p><b>Anti-Friction Fire Door Deadlatch, 14-042</b></p>	<p><b>Backset Extension Link 43-005</b></p>

Strikes		
<p><b>ANSI Strike 10-025</b></p>	<p><b>T Strike 10-013</b></p>	<p><b>Square corner, T-strike, deep box, fire door latch 10-016</b></p>

# D Knobs - Complete Locks

CYLINDRICAL

A-Series

AL-Series

D-6

ND-Series

Function	Description	Design and Finishes			Primary Cylinder Adjustments Available Levers Available Finishes		
		ORB PLY TUL					
		626	605 606 609 612 625 643e	613 629 630*	LD CD	RD TD	JD
<b>Keyless</b>							
D10S	Passage						
D25D	Exit, blank plate x lever	444	456	474			
D40S	Privacy				ALL	ORB	
D44S	Privacy, hospital	555	567	585	605 606 609 612 613 625 626 629 630* 643e		
D170	Single dummy	195	201	211			
<b>Keyed, Single Cylinder</b>					LD	RD TD**	JD
D53PD	Entrance						
D70PD	Classroom						
D73PD	Corridor	647	659	677	-55	+33	-30
D80PD	Storeroom						
D80PD EL/EU	Electrically locked or unlocked	1,012	1,024	1,042			
D85PD	Faculty Restroom Lock	702	714	732	-82	NOT AVAILABLE	
<b>Keyed, Double Cylinder</b>					CD	RD TD**	JD
D60PD	Vestibule						
D66PD	Store						
D72PD	Classroom Security	707	719	737	-110	+66	-60
D82PD	Institution						
<b>Secondary Cylinder Adjustment</b>	EVEREST AND RESTRICTED KEYWAY - <b>DOES NOT APPLY TO PRIMUS</b>						
	EVEREST D & T FAMILY & RESTRICTED KEYWAYS (QUAD, NUMBERED, REVERSE)					+15.00	
	SL Cylinder with Everest B or Everest R keyways					+15.00	
	PRIMUS/PRIMUS XP - <b>ORDER THE LOCK LESS CYLINDER AND THE CYLINDER SEPARATELY</b> (PRICES BELOW)						
	SINGLE KIL EXAMPLE: 1 EA. D53LD & 1 EA. 20-748(-XP)					+123	
	DOUBLE KIL EXAMPLE: 1 EA. D72CD & 2 EA. 20-748(-XP)					+246	
	SINGLE FSIC EXAMPLE: 1 EA. D53JD & 1 EA. 20-740(-XP)					+132	
DOUBLE FSIC EXAMPLE: 1 EA. D72JD & 2 EA. 20-740(-XP)					+264		
*	Finish only available in PLY knob						
**	Temporary cores (TD and HD options) require non-refundable core handling charge (50-231) of \$9.00 and will be added to the price of the lock.						



Latches		
Part Number	Backset - Description	Lock Adjustment
<b>Spring Latch</b>		
14-001	2 3/4" - Square corner, 1 1/8" x 2 1/4"	N/C
14-010	3 3/4" - Square corner, 1 1/8" x 2 1/4"	+9.30
<b>Deadlatch</b>		
14-047	2 3/8" - Square corner, 1 1/8" x 2 1/4"	N/C
14-048	2 3/8" - Square corner, 1 x 2 1/4"	N/C
14-019	2 3/4" - Square corner, 1 1/8" x 2 1/4"	N/C
14-042	2 3/4" - Anti-friction fire door latch Square corner, 1 1/8" x 2 1/4", 3/4" throw, modified latch prep for anti-friction tongue pivot	+157.00
14-028	3 3/4" - Square corner, 1 1/8" x 2 1/4"	+9.30
43-005	5" - Backset extension link - require reinforcement when used in hollow metal door applications, must be used with 2 3/4" backset latches	+28.70

Strikes		
Part Number	Lip Length - Description	Lock Adjustment
10-013	1 1/8" - Square corner, T-strike, box, 1 1/8" x 2 3/4"	N/C
	1 1/2" - Square corner, T-strike, box, 1 1/8" x 2 3/4"	+6.90
10-016	1 1/8" - Square corner, T-strike, deep box, fire door latch	N/C
10-025	1 3/16" - ANSI, no box, 1 1/4" x 4 7/8"	N/C
	1 3/8" - ANSI, no box, 1 1/4" x 4 7/8"	+12.60
	1 1/2" - ANSI, no box, 1 1/4" x 4 7/8"	
K510-066	Box for ANSI strike, must be specified	N/C

Locks Less Components		
Description	Specify	Lock Adjustment
Less each knob	LLL for lever design Example: D53PD LLL/RHO x ATH	-18.60
Less each rose	LLL for rose design Example: D53PD RHO x RHO/LLL	-12.90
Less springlatch	LLL for latch Example: D40S RHO 605 LLL 10-025	-22.20
Less deadlatch	LLL for latch Example: D53PD SPA 626 LLL 10-025	-29.70
Less strike	LLL for strike Example: D53PD ATH 612 13-047 LLL	-4.20
Lock chassis and spring cages only	Less all possible components Example: D53LD LLL 626 LLL LLL, lever chassis	Sum of deducts

Non-Standard Door Thickness		
Description	Specify	Lock Adjustment
Extended Equally (EE), over 2" - 2 1/2"	Door thickness and how door is extended. Example: 2", ED	+61.10
Extended Differently (ED), over 2" - 2 1/2"		+286.00

Note: For door thicknesses not listed, please use the Schlage Innovation Center Process.

Tamper Resistant Torx® Screws		
Specify/ Part Number	Description	Lock Adjustment
Torx Screws	Screws - Latch and Strike	+18.50

Special Functions - Extended Lead Times/Not Subject to Standard Discounts				
Part Number		Function - Description	Base Lock	Lock Adjustment (Base Lock)
Lock Function	"X" Number			
D25x80	XC03-543	D25x80 - Blank plate outside, fixed knob inside. Key in knob retracts latch.	D80	+108.00
D60	XC03-928	D60 - Closed outside knob.	D70	N/C
D70x80	XC07-960	D70x80 - Key locks or unlocks outside knob. Key in fixed inside knob retracts latch.	D82	+54.80
D25x70	XC11-577	D25x70 - Blank plate outside. Key locks or unlocks inside knob.	D70	+108.00

Shaded items are standard components and are furnished with locks unless otherwise specified.

CYLINDRICAL

A-Series

AL-Series

D-8

ND-Series

Knobs and Related Components																				
Available Finishes - Specify for Listed Parts											605	606	609	612	613	625	626	629	630	643e
04-006 PLY, 04-007 PLY											▪	⊗	▪	▪	▪	▪	▪	⊗	▪	▪
04-006 ORB TUL, 04-007 ORB TUL, 04-030, 04-031, 04-034											▪	⊗	▪	▪	▪	▪	▪	⊗		▪
Part Number	Description										Price Each									
04-006*	Closed Lever - ORB PLY TUL										<b>\$97.60</b>									
04-007*	Open Lever - ORB PLY TUL																			
04-030*	Full size core knob, driver, retainer (converts PD to JD) - ORB										<b>80.90</b>									
04-031*	Full size core knob - ORB										<b>68.90</b>									
04-034*	Full size core knob, core, driver, and retainer (converts PD to RD) - ORB										<b>150.00</b>									
C503-403	Cylinder sleeve										<b>10.40</b>									
C503-746																				
C503-940																				
C603-262																				
04-033	Full size core driver and retainer										<b>11.30</b>									
C603-569	Full size core retainer										<b>3.80</b>									
C604-333	Full size core driver, universal										<b>7.60</b>									
* Specify part number, knob style, finish. Ex: 04-007 ORB 626 (open lever, Orbit design, 626 finish)																				

Roses																				
Available Finishes - Specify for Listed Parts											605	606	609	612	613	625	626	629	630	643e
04-001 PLY, 04-002 PLY, C503-775											▪	⊗	▪	▪	▪	▪	▪	⊗	▪	▪
04-001 TUL, 04-002 TUL											▪	⊗	▪	▪	▪	▪	▪	⊗		▪
Part Number	Description										Price Each									
04-001**	Outside Rose - PLY TUL										<b>\$90.10</b>									
04-002**	Inside Rose - PLY TUL																			
C503-775	Blank Rose, D25										<b>41.40</b>									
** Specify part number & finish. Ex: 04-002 PLY 626 (Plymouth design, 626 finish)																				

Latches and Related Components																				
Available Finishes - Specify for Listed Parts											605	606	609	612	613	625	626	629	630	643e
14-001, 14-010, 14-047, 14-048, 14-019, 14-042, 14-028, 43-005											▪	⊗	▪	▪	▪	▪	▪	⊗	▪	▪
39-030																			▪	
Part Number	Backset - Description										Price Each									
Spring Latch																				
14-001	2 3/4" - Square corner, 1 1/8" x 2 1/4"										<b>\$78.30</b>									
14-010	3 3/4" - Square corner, 1 1/8" x 2 1/4"										<b>93.80</b>									
Dead Latch																				
14-047	2 3/8" - Square corner, 1 1/8" x 2 1/4"										<b>102.00</b>									
14-048	2 3/8" - Square corner, 1" x 2 1/4"										<b>102.00</b>									
14-019	2 3/4" - Square corner, 1 1/8" x 2 1/4"										<b>78.30</b>									
14-042	2 3/4" - Anti-friction Fire Door Latch 1" Square corner, 1 1/8" x 2 1/4", 3/4" throw, modified latch prep for anti-friction tongue pivot										<b>311.00</b>									
14-028	3 3/4" - Square corner, 1 1/8" x 2 1/4"										<b>93.80</b>									
43-005	5" - Backset extension link - require reinforcement when used in hollow metal door applications; backset link must be used with 2 3/4" backset latches										<b>28.70</b>									
39-030	Rabbeted latch and strike kit - adapts square corner latches and 2 3/4" high square corner strikes to 1/2" rabbeted door and frame preparations.										<b>50.50</b>									

Shaded items are standard components and are furnished with locks unless otherwise specified.

<b>Strikes</b>																			
Available Finishes - Specify for Listed Parts										605	606	609	612	613	625	626	629	630	643e
10-013, 10-016, 10-025										▪	⌘	▪	▪	▪	▪	▪	⌘	▪	▪
Part Number	Lip Length - Description									Price Each									
10-013-118	1 1/8" - Square corner, T-strike, box, 1 1/8" x 2 3/4"									\$10.30									
10-013-112	1 1/2" - Square corner, T-strike, box, 1 1/8" x 2 3/4"									14.30									
10-016	1 1/8" - Square corner, T-strike, deep box, 1 1/8" x 2 3/4" 1 1/8" Use with fire door latch									13.60									
10-025-1316	1 3/16" - ANSI, no box, 1 1/4" x 4 7/8"									13.60									
10-025-138	1 3/8" - ANSI, no box, 1 1/4" x 4 7/8"									37.90									
10-025-112	1 1/2" - ANSI, no box, 1 1/4" x 4 7/8"																		
K510-066	Box for ANSI strike									6.30									

<b>Plunger Parts</b>																			
Available Finishes - Specify for Listed Parts										605	606	609	612	613	625	626	629	630	643e
04-020, 04-021, 04-022, 04-023, 04-025, 04-026,										▪	⌘	▪	▪	▪	▪	▪	⌘	▪	▪
Part Number	Dimension - Door Range - Description									Price Each									
04-020*	443 - 1 3/8" - 2" - Plunger, ins - D40, D44									\$72.80									
	468 - over 2" - 2 1/2", EE - Plunger, ins - D40, D44																		
04-021*	170 - 1 3/8" - 2" - Plunger unit, out - D40									57.30									
	195 - over 2" - 2 1/2", EE - Plunger unit, out - D40																		
04-022*	170 - 1 3/8" - 2" - Plunger unit, out - D44									71.20									
	195 - over 2" - 2 1/2", EE - Plunger unit, out - D44																		
04-023*	443 - 1 3/8" - 2" - Plunger unit, ins - D53									57.20									
	468 - over 2" - 2 1/2", EE - Plunger unit, ins - D53																		
04-025*	443 - 1 3/8" - 2" - Plunger unit, ins - D73									131.00									
	468 - over 2" - 2 1/2", EE - Plunger unit, ins - D73																		
04-026*	443 - 1 3/8" - 2" - Plunger unit, ins - D85									131.00									
	468 - over 2" - 2 1/2", EE - Plunger unit, ins - D85																		
* Specify part number, dimension, design & finish. Ex: 04-022 170 626																			

<b>Reinforcements</b>		
Part Number	Description	Price Each
37-001	Metal door reinforcer kit, fits both 7/8" and 1" diameter housings - Specify door thickness, includes A501-567 and A501-565 or A501-566	\$34.20
A501-565	Reinforcer for 1 3/8" thick non-reinforced metal doors. Fits both 7/8" and 1" diameter housings.	17.10
A501-566	Reinforcer for 1 3/4" thick non-reinforced metal doors. Fits both 7/8" and 1" diameter housings.	
A501-567	3 1/2" Long latch housing sleeve used to reinforce joint between latch and backset link or to hold latch in metal doors	10.70
A501-878**	Faceplate adapter to adapt 1" faceplate to 1 1/8" door preparation	0.68
G506-815	1" Long latch housing sleeve to adapt 7/8" housing to 1" bore	6.00
** Order in multiples of 100		

<b>Finished Miscellaneous Parts</b>																			
Available Finishes - Specify for Listed Parts										605	606	609	612	613	625	626	629	630	643e
C102-522, C102-524, C102-541, C102-542, C102-570, C102-572										▪	⌘	▪	▪	▪	▪	▪	⌘	▪	▪
Part Number	Description									Price Each									
C102-522	Hub and cap, out (except D80, D80 EL/EU, D82, D85)									\$81.80									
C102-524	Hub and cap, ins (except D82)									61.30									
C102-541	Hub and cap, ins - D170									44.90									
C102-542	Hub and cap, out - D80 EL/EU									81.80									
C102-570	Hub and cap, out - D80, D82, D85									130.00									
C102-572	Hub and cap, ins - D82																		

Shaded items are standard components and are furnished with locks unless otherwise specified.

CYLINDRICAL

A-Series

AL-Series

D-10

ND-Series

Special Parts - Extended Lead Times/Not Subject to Standard Discounts											
Available Finishes		605	606	609	612	613	625	626	629	630	643e
XQ02-309, XQ03-494, XQ07-351, XN12-012, 38-018		▪	⌘	▪	▪	▪	▪	▪	⌘	▪	▪
Part Number	Description	Price Each									
XQ02-309	10-013 Strike, 7/8" flat lip	<b>\$24.40</b>									
XQ03-494*	10-013 Strike, 1 5/8" – 6" lip	<b>103.00</b>									
	10-013 Strike, 6 1/8" – 12" lip	<b>131.00</b>									
XQ07-351*	10-025 Strike, 7/8" flat lip	<b>25.90</b>									
	10-025 Strike, lips thru 6" (except 7/8", 1 3/16", 3/8" and 1 1/2")	<b>125.00</b>									
XC03-069	Backset Link, range: 5" - 42", specify backset (not adjustable); NOTE: This extension link must be used with a 2-3/4" backset latch.	<b>462.00</b>									
38-018	Thin door extension ring (2 required per lock)	<b>11.40</b>									
	* Specify lip length										

Miscellaneous Parts		
Part Number	Description	Lock Adjustment
A501-167	Threaded rod for mounting D170s as double dummy set	<b>\$13.80</b>
C100-059	Spindle unit, out and ins - D66	<b>139.00</b>
C100-062	Spindle unit, out - D70, out and ins - D72	
C102-540	Hub and frame - D25	<b>46.30</b>
C102-837	Locking plug, out - D73	<b>66.10</b>
C102-840	Key spindle - D40, D44, D53, D60	<b>57.20</b>
C203-034	Spindle and catch, ins (except D60, D66, D72, D80EL/EU, D82)	<b>45.50</b>
C203-376	Plug - D85	<b>14.70</b>
C203-390	Spindle and key cam, out - D70, D72	<b>57.20</b>
C203-391	Spindle and key cam - D60	
C203-411	Key spindle and spring - D85	<b>46.90</b>
C203-733	Locking plug - D70, D72	
C203-858	Spindle and hammer, ins - D85	<b>57.20</b>
C203-947	Spindle and catch, out - D40, D44	<b>46.90</b>
C203-948	Spindle and catch, out - D53, D60, D73, D80	
C303-006	Slide and roller	<b>54.30</b>
C303-400	Spindle and catch, ins - D80EL/EU	<b>51.20</b>
C303-439	AC Rectifier	<b>60.30</b>
C503-008**	Cotter pin	<b>0.60</b>
C503-019	Slide spring	<b>5.80</b>
C503-308	Anchor spring (except D25, D170)	<b>6.60</b>
C503-314	Slide spring seat	<b>6.40</b>
C503-324	Spindle washer - D60, D70, D72, D85	<b>6.30</b>
C503-334	Plunger hammer - D85	<b>13.30</b>
C503-335	Plunger hammer spring - D85	<b>6.20</b>
C503-339	Key spindle - D80, D82, D85	<b>24.70</b>
C503-359	Key cam - D60	<b>13.40</b>
C503-360	Key cam rider - D60	<b>13.90</b>
C503-361	Key cam pin - D60	<b>6.20</b>
C503-362	Plunger - D60	<b>6.40</b>
C503-368	Key cam sleeve, out - D70, D72	<b>6.20</b>
C503-371	Plunger - D66	<b>6.20</b>
C503-400	Key cam pin - D70, D72	<b>6.20</b>
C503-768	Spacer - D80 EL/EU	<b>3.00</b>
C503-965	Plunger sleeve, out - D40, D44	<b>13.70</b>
C603-500	Housing	<b>13.30</b>
C604-187	Slide catch, restoring - D40, D44, D73, D85	<b>6.50</b>
C604-188	Slide catch, non-restoring - D53	
C604-191	Slide catch spring - D40, D44, D53, D73, D85	
C604-204	Spindle, keyed - D80 EL/EU	<b>24.70</b>
C604-205	Solenoid retaining clip - D80 EL/EU	<b>7.80</b>
C604-273	Rose pin - D25	<b>1.30</b>
C604-312	Anchor (except D25)	<b>6.40</b>
	** Order in multiples of 100	



Screws					605	606	609	612	613	625	626	629	630	643e
Available Finishes - Specify for Listed Parts					▪	⊗	▪	▪	▪	▪	▪	⊗	▪	▪
A501-171, A501-746, C603-256, C603-897					▪	⊗	▪	▪	▪	▪	▪	⊗	▪	▪
Part Number	Description	Door Thickness	Type	Size	Price Each									
A501-171*	D170, washer	—	Washer	—	<b>\$1.00</b>									
A501-746*	D170, mounting screw	1 1/2" – 2"	POH Machine	1/4" 20 x 2 1/2"	<b>1.00</b>									
C603-256*	ANSI strike	—	PFH Combo	12-24 x 1"	<b>0.92</b>									
C603-897*	Latch and strike	—	PFH Combo	#8 x 3/4"	<b>0.78</b>									
* Order in multiples of 100														

Screw Packs					605	606	609	612	613	625	626	629	630	643e
Available Finishes - Specify for Listed Parts					▪	⊗	▪	▪	▪	▪	▪	⊗	▪	▪
B202-517, C303-007, C203-736, C303-028					▪	⊗	▪	▪	▪	▪	▪	⊗	▪	▪
Part Number	Description	Contents		Price Each										
B202-517	Latch and strike	(4) C603-897		<b>\$7.20</b>										
C303-007	Mounting, D170	(1) A501-171 (1) A501-746 (3) C603-897		<b>8.40</b>										
C203-736	ANSI strike	(2) C603-256		<b>5.70</b>										
C303-028	Mounting, all except D170	(4) C603-897 (2) C603-256		<b>10.60</b>										

Torx Screw Packs					605	606	609	612	613	625	626	629	630	643e
Available Finishes - Specify for Listed Parts					▪	⊗	▪	▪	▪	▪	▪	⊗	▪	▪
C203-311, C203-312					▪	⊗	▪	▪	▪	▪	▪	⊗	▪	▪
Part Number	Description	Contents		Price Each										
C203-311**	Latch and strike	(4) C503-766 (T-15)		<b>\$18.50</b>										
C203-312**	Latch and ANSI strike	(2) C503-766 (T-15) (2) L583-371 (T-20)												
** Torx screw packs are furnished with appropriate T-xx installation tool(s)														

Cylinder Reference Table						606	626
Available Finishes - Specify for Listed Parts							
21-002, 23-001, 23-002, 23-003-098, 20-748/XP, 20-548/XP, 20-724/XP, 20-524/XP							
Part Number	Cylinder Mechanism	Function	Design	Door Thickness	Price Each	Price Each - Restricted	
23-001	Conventional	Standard Functions	All	Standard	<b>\$55.00</b>	<b>\$70.00</b>	
91-016	Everest SL (R/B Keyways only)				<b>70.00</b>		
20-748	Primus				<b>123.00</b>		
20-748-XP	Primus XP						
91-714-XP	Everest SL Primus XP (R/B Keyways only)				<b>123.00</b>		
20-548	Primus UL437				<b>151.00</b>		
20-548-XP	Primus UL437 XP						
21-002	Conventional			2" - 2 1/2"	<b>55.00</b>	<b>70.00</b>	
91-004	Everest SL (R/B Keyways only)				<b>70.00</b>		
20-724	Primus				<b>123.00</b>		
20-724-XP	Primus XP						
91-704-XP	Everest SL Primus XP (R/B Keyways only)				<b>123.00</b>		
20-524	Primus UL437				<b>151.00</b>		
20-524-XP	Primus UL437 XP						
23-003	Conventional	D85	Standard	<b>82.00</b>	<b>97.00</b>		
23-003-098	Conventional			2" - 2 1/2"	<b>82.00</b>	<b>97.00</b>	

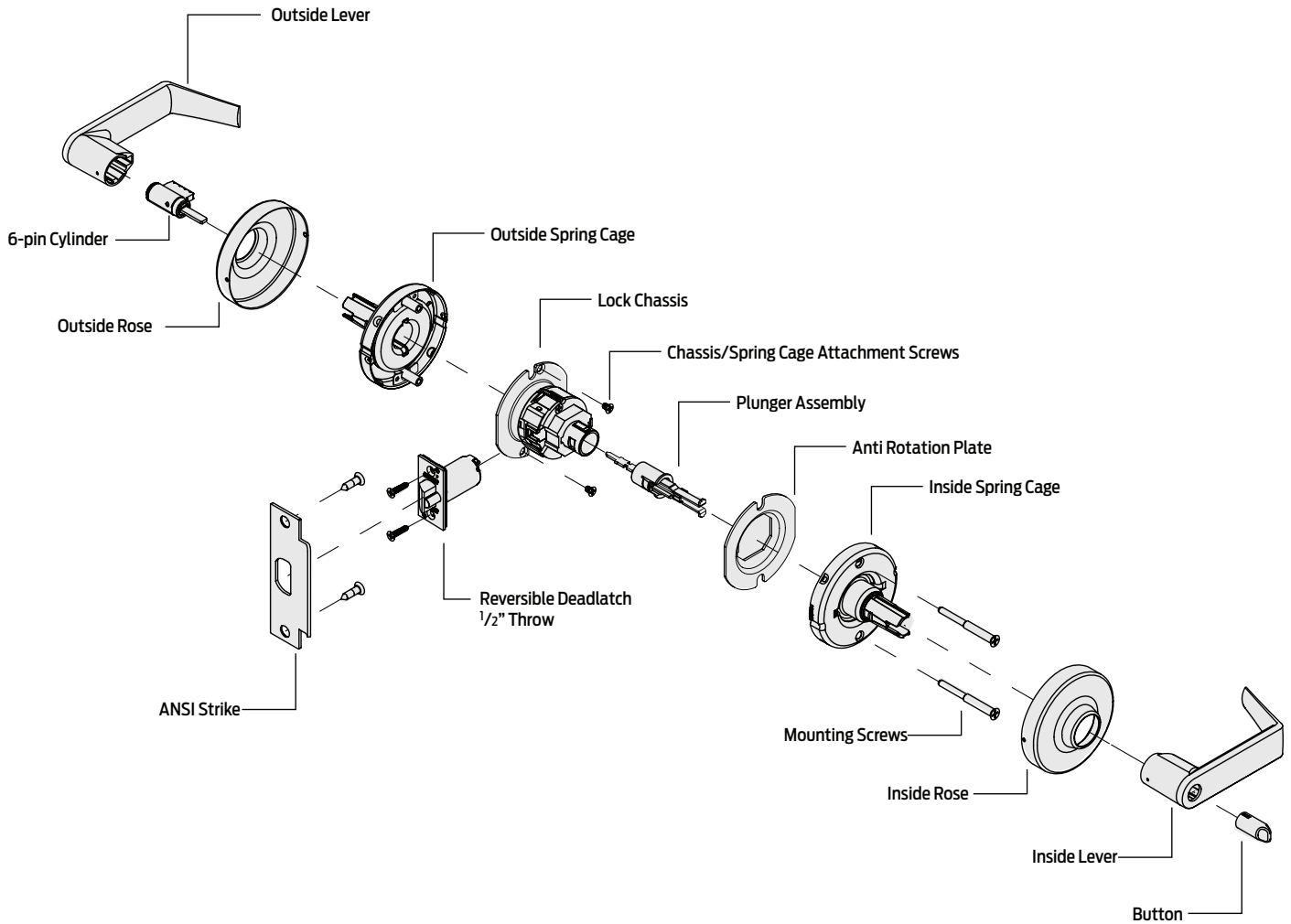
**CYLINDRICAL**

A-Series

AL-Series

**D-12**



ND-Series



To order Schlage products, descriptive data should be in the same sequence as shown below.

Line Item	Qty	Product	Outside		Inside		Hand	Latch	Strike	Dr Thk	Ext	DIM	Additional Details
			DES	FIN	DES	FIN							
1	10	ND53PD	RHO	622	OME	-	-	13-247	10-025	214	EE	138	KA

- Line Item:** Line item number
- Qty:** Quantity
- Product:** Product function + Cylinder code
- Outside Des:** Outside lever design
- Outside Fin:** Outside finish
- Inside Des:** Inside lever design: Specify only if different from the outside lever design
- Inside Fin:** Inside lever finish: Specify only if different from the outside finish
- Hand:** Hand of door: N/A for ND lock
- Latch:** Product latch: Leave blank for standard latch or specify part number if non-standard latch is required.
- Strike:** Product strike: Leave blank for standard strike or specify part number if non-standard strike is required.
- Dr Thk:** Door thickness: Enter door thickness if non-standard. Example: 138=1 3/8", 214=2 1/4"
- Ext:** Extension: Enter for doors 2 1/8" or greater. Example: EE=extended equally, EI=extended inside, EO=extended outside, ED=extended differently
- Dim:** Dimension: Enter only for non-standard strike lip length
- Additional Details:** Enter additional detail for keying information or special requirements

Common Pricing Information	
1.	Locks are furnished with standard features unless otherwise specified.
2.	Door thickness is 1 3/4" unless otherwise specified.
3.	Split finishes and designs will be priced at the highest list price of the design and/or finish.
4.	 denotes a lock or part that requires an extended lead time.
5.	 denotes a handed product and requires handing to be specified.
6.	For all restricted keyways (Everest D, Everest 29 T, Quad, Numbered, Reversed) add \$15.00. This does not apply to Primus cylinders. See Terms and Conditions for ordering information and requirements.
7.	Locks, keys and cylinders containing restricted keyways require additional documentation to order. Please see Terms and Conditions for the specific requirements.
8.	Keyway must be specified for keyed functions and cylinders. If not specified, default keyway will be S123 for KA, KD and 0-bitted product and S145 for Factory managed masterkey systems.
9.	Multiple keying options are available. Locks and cylinders are furnished KD unless otherwise specified or excepted by notation.
10.	Control Keys for permanent and construction cores are not included with the lock or cylinder and must be ordered separately.
11.	Locks specified with "C" keyway and KD or 0-bitted will receive 6 pin cylinders.
12.	Full Size Interchangeable Cores (FSIC) are furnished 1-bitted unless otherwise specified. If 0-bitted is selected, the order will be entered as 1-bitted. This does not apply to FSIC Primus® cores.
13.	Conventional cylinders, Primus cylinders (conventional and FSIC) can be supplied 0-bitted. If 1-bitted is selected, the order will be entered as 0-bitted.
14.	Available plug face finishes are 606 and 626. For brass or bronze finish colors, the plug face finish is 606. For chrome, nickel or stainless steel finish colors, the plug face finish is 626.
15.	Locks and cylinders will be furnished with 2 keys each as standard. Additional keys will be charge at the additional cut keys charge appropriate for the cylinder/key type



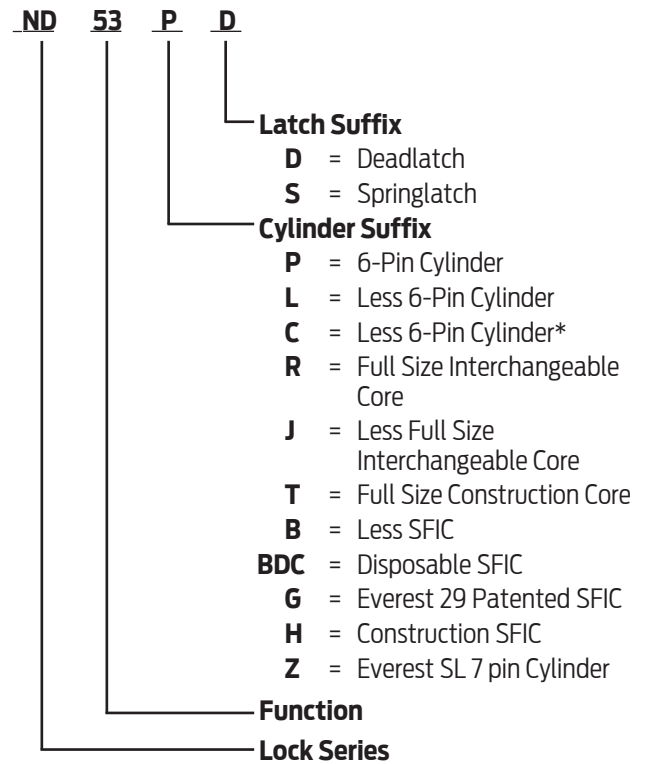
**Table of Contents**

<b>Functions</b>	<b>ND-4</b>
<b>Complete Locks</b>	<b>ND-7</b>
<b>Options</b>	<b>ND-9</b>
Latches .....	ND-9
Strikes.....	ND-9
Locks Less Components .....	ND-9
Non-Standard Door Thickness.....	ND-9
Indicator Rose .....	ND-10
Special Functions.....	ND-10
Allegion Connect .....	ND-10
School Upgrade Kits.....	ND-11
Conversion Guide .....	ND-12
<b>Parts</b>	<b>ND-14</b>
Levers .....	ND-14
Spring Cages .....	ND-14
Conversion Kits.....	ND-14
Roses .....	ND-15
Buttons / Plunger Assemblies .....	ND-15
Strikes.....	ND-15
Cylinder Reference Table .....	ND-16
Tail Pieces.....	ND-16
Key Assemblies.....	ND-16
Miscellaneous Parts .....	ND-17
Special Parts .....	ND-17
Hollow Metal Door Reinforcements.....	ND-18
Screws .....	ND-18
Screw Packs, Standard .....	ND-18
Torx Screw Packs.....	ND-18

**Complete Cylinders**                      **See Cylinders Section**  
**How To Order**                              **Forms & Examples**

**BAA/ARRA**  
 Contact your local SSC or  
 Sales Rep. for ordering details

**Product Identification**



**SFIC = Small Format (Best® Style) Interchangeable Core**

*\* Used for double cylinder functions.*

**Finish Codes and Descriptions**

Code		Description
605	(US 3)	Bright Brass
606	(US 4)	Satin Brass
612	(US 10)	Satin Bronze
613	(US 10B)	Oil Rubbed Bronze
619	(US 15)	Satin Nickel
622	(US 19)	Matte Black
625	(US 26)	Bright Chromium Plated
626	(US 26D)	Satin Chrome
626AM		Antimicrobial Coating on Satin Chromium
643e	(US 11)	Aged Bronze

**Standard Features**

Certification	ANSI/BHMA Certified A156.2-2011, Series 4000, Grade 1, UL Listed for 3-hour fire door.
Latch	1 1/8" x 2 1/4", Square corner faceplate, 1" housing diameter, 1/2" throw
Strike	1 1/4" x 4 7/8", ANSI Square corner, no box
Backset	2 3/4"
Cylinder	6-Pin solid brass, keyed 6-pin, S123 keyway, keyed different (KD)
Door Range	1 5/8" – 2 1/8" for all functions except ND85; 1 3/4" – 2" for ND85
Keys	Two nickel silver cut keys per lock, 6-pin, S123 section



# ND Levers - Functions

ANSI/BHMA Certified A156.2-2011, Series 4000, Grade 1, UL Listed for 3-hour fire door.

## Non-Keyed Locks

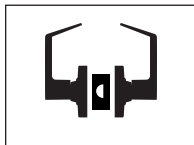
SCHLAGE ANSI

ND10S

F75

### Passage Latch

Both levers always unlocked. Inside lever is always free for immediate egress. Also available with Request to Exit (RX) function.

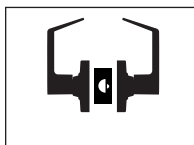


ND12D

F89

### Exit Lock

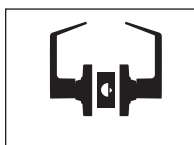
Outside lever always fixed. Inside lever always unlocked for immediate egress. Also available with Request to Exit (RX) function.



ND12DEL

### Electrically Locked (Fail Safe)

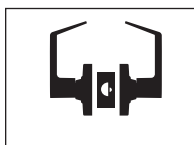
Outside lever continuously locked electrically. Unlocked by switch or power failure. Auxiliary latch deadlocks latchbolt when door is closed. Inside lever always always unlocked for immediate egress. Also available with Request to Exit (RX) function.



ND12DEU

### Electrically Unlocked (Fail Secure)

Outside lever continuously locked until unlocked by electric current. Auxiliary latch deadlocks latchbolt when door is closed. Inside lever always unlocked for immediate egress. Also available with Request to Exit (RX) function.

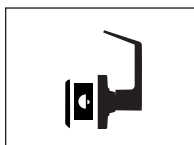


ND25D

F89

### Exit Lock

Blank plate outside. Inside lever always unlocked for immediate egress.

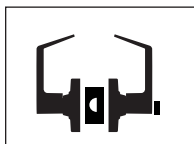


ND40S

F76

### Bath/Bedroom Privacy Lock

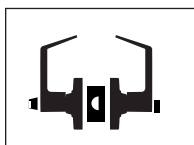
Push-button locking. Can be opened from outside with small screwdriver. Turning inside lever or closing door releases button. Inside lever is always free for immediate egress.



ND44S

### Hospital Privacy Lock

Push-button locking. Unlocked from outside by turning emergency turn-button. Turning inside lever or closing door releases button. Inside lever is always free for immediate egress.



ND170

### Single Dummy Trim

Dummy trim for one side of door. Used for door pull or as matching inactive trim.



## Keyed Locks

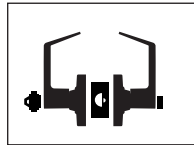
SCHLAGE ANSI

ND50PD

F82

### Entrance/Office Lock

Push-button locking. Push-button locks outside lever until unlocked with key or by turning inside lever. Inside lever is always free for immediate egress.

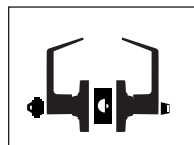


ND53PD

F109

### Entrance Lock

Turn/push-button locking; pushing and turning button locks outside lever, requiring use of key until button is manually unlocked. Push-button locking; pushing button locks outside lever until unlocked by key or by turning inside lever. Inside lever is always free for immediate egress.

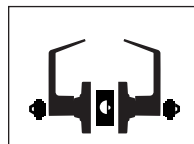


ND60PD

F88

### Vestibule Lock

Latch retracted by key from outside when outside lever is locked by key in inside lever. Inside lever always unlocked for immediate egress.

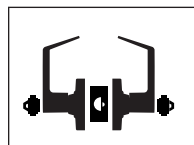


ND66PD

F91

### Store Lock

Key in either lever locks or unlocks both levers.

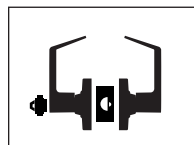


ND70PD

F84

### Classroom Lock

Outside lever locked and unlocked by key. Inside lever always unlocked for immediate egress.

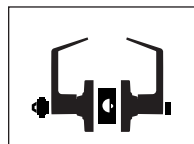


ND73PD

F90

### Corridor Lock

Locked or unlocked by key from outside. Push-button locking from inside. Turning inside lever or closing door releases button. When outside lever is locked by key it can only be unlocked by key. Inside lever always unlocked for immediate egress.

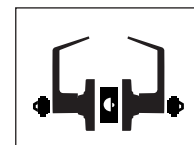


ND75PD

F110

### Classroom Security Lock

Key in either lever locks or unlocks outside lever. Inside lever always unlocked for immediate egress.



 Safe School Locks

**Caution:** Double cylinder locks on residences and any door in any structure which is used for egress are a life safety hazard in times of emergency and their use is not recommended. Installation should be in accordance with existing codes only.

CYLINDRICAL

A-Series

AL-Series

D-Series

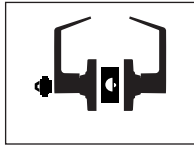
ND-4

## ANSI/BHMA Certified A156.2-2011, Series 4000, Grade 1, UL Listed for 3-hour fire door.

### Keyed Locks

SCHLAGE ANSI

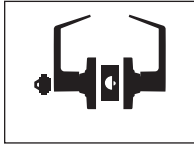
#### ND80PD F86



#### Storeroom Lock

Outside lever fixed. Entrance by key only. Inside lever always unlocked for immediate egress. Also available with Request to Exit (RX) function.

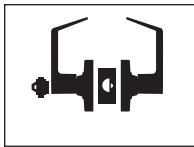
#### ND80PDEL



#### Electrically Locked (Fail Safe)

Outside lever continuously locked electrically. Unlocked by key outside or by switch or power failure. Auxiliary latch deadlocks latchbolt when door is closed. Inside lever always unlocked for immediate egress. Also available with Request to Exit (RX) function.

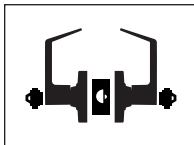
#### ND80PDEU



#### Electrically Unlocked (Fail Secure)

Outside lever continuously locked until unlocked by key or electric current. Auxiliary latch deadlocks latchbolt when door is closed. Inside lever always unlocked for immediate egress. Also available with Request to Exit (RX) function.

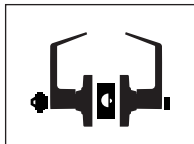
#### ND82PD F87



#### Institution Lock

Both levers fixed. Entrance by key in either lever.

#### ND85PD F93



#### Faculty Restroom Lock

Outside lever fixed. Entrance by key only. Push-button in inside lever activates visual "occupancy" indicator, allowing only emergency master key to operate. Turning inside lever or closing door releases visual occupancy indicator. Rotation of inside spinner-button by spanner key provides lock-out feature by keeping indicator thrown. Inside lever is always free for immediate egress.

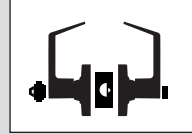


**Caution:** Double cylinder locks on residences and any door in any structure which is used for egress are a life safety hazard in times of emergency and their use is not recommended. Installation should be in accordance with existing codes only.

**Vandlgard Functions:** Designed to disengage outside spindle from latch when in locked condition. Inside lever is always free for immediate egress.

SCHLAGE ANSI

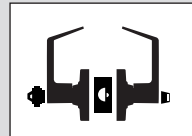
#### ND91PD F82



#### Entrance/Office Lock

Push-button locking. Push-button disengages outside lever until unlocked with key or by turning inside lever.

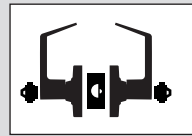
#### ND92PD F109



#### Entrance Lock

Turn/push-button locking; pushing and turning button disengages outside lever, requiring use of key until button is manually unlocked. Push-button locking; pushing button disengages outside lever until unlocked by key or by turning inside lever.

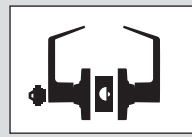
#### ND93PD F88



#### Vestibule Lock

Latch retracted by key from outside when outside lever is disengaged by key in inside lever. Inside lever is always unlocked for immediate egress.

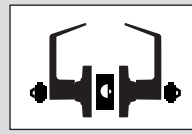
#### ND94PD F84



#### Classroom Lock

Outside lever disengaged and unlocked by key. Inside lever always unlocked for immediate egress.

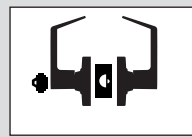
#### ND95PD F110



#### Classroom Security Lock

Key in either lever disengages or unlocks outside lever. Inside lever always unlocked for immediate egress.

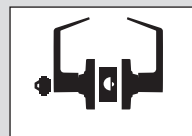
#### ND96PD F86



#### Storeroom Lock

Outside lever always disengaged. Entrance by key only. Inside lever always unlocked for immediate egress. Also available with Request to Exit (RX).

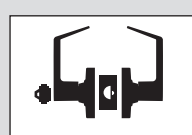
#### ND96PDEL



#### Electrically Locked (Fail Safe)

Outside lever continuously disengaged electrically. Unlocked by key outside or by switch or power failure. Auxiliary latch deadlocks latchbolt when door is closed. Inside lever always free for immediate egress. Also available with Request to Exit (RX).

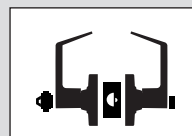
#### ND96PDEU



#### Electrically Unlocked (Fail Secure)

Outside lever continuously disengaged until unlocked by key or electric current. Auxiliary latch deadlocks latchbolt when door is closed. Inside lever always free for immediate egress. Also available with Request to Exit (RX).

#### ND97PD F90



#### Corridor Lock

Locked or unlocked by key from outside. Push-button locking from inside. Turning inside lever or closing door releases button. When outside lever is locked by key it can only be unlocked by key. Inside lever is always unlocked for immediate egress.

CYLINDRICAL

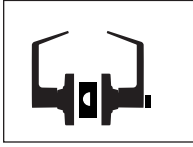
## ANSI/BHMA Certified A156.2-2011, Series 4000, Grade 1, UL Listed for 3-hour fire door.

Pricing for all Speciality functions can be found on ND-10

### Non-Keyed Locks

SCHLAGE ANSI


**ND30D F77**



#### Patio Lock

Push button locking. Turning inside lever or closing door releases button, preventing a lock-out. Inside lever always unlocked for immediate egress. Specify per XN12-007.

**ND45**



#### Time Out Lock

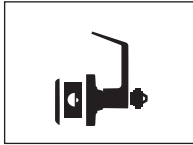
**Caretaker Side**  
Pushing and holding button will lock inside lever (detention side) until released. Lever always retracts latch.  
**Detention Side**  
Lever retracts latch unless outside button is depressed. Vandlgard allows inside spindle to disengage from latch when locked.

A-Series

### Keyed Locks

SCHLAGE ANSI

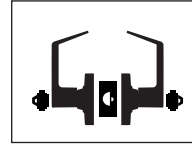
**ND25 x 80PD**



#### Storeroom Exit Lock

Blank plate outside. Key in fixed inside lever retracts latch. Specify per XN12-005.

**ND70 x 80PD**

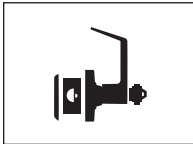


#### Classroom by Storeroom Lock

Key locks and unlocks outside lever. Key in fixed inside lever retracts latch. Specify per XN12-006.

AL-Series

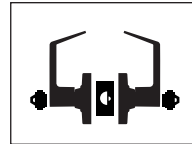
**ND25 x 70PD**



#### Classroom Exit Lock

Blank plate outside. Key locks or unlocks inside lever. Specify per XN12-004.

**ND72PD F80**

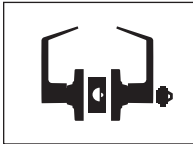


#### Communicating Lock

Key in either lever locks and unlocks own lever. Specify per XN12-002.

D-Series

**ND60PD**



#### Vestibule with Closed Outside Lever

Same as ND60 except outside lever is closed. Inside lever always unlocked for immediate egress. Specify per XN12-001.

ND-6

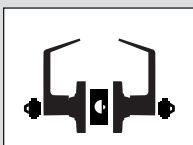
### Keyed Locks

SCHLAGE ANSI

#### Vandlgard Functions:




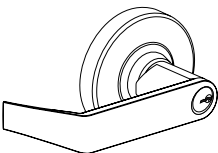
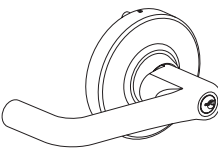
Designed to disengage outside spindle from latch when in locked condition. Inside lever is always free for immediate egress.

**ND72PD**

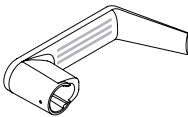
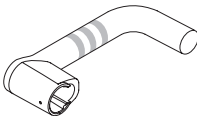


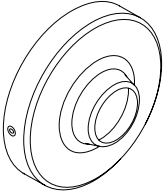
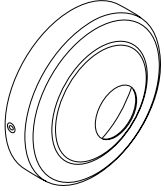
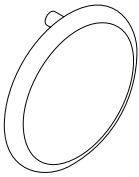
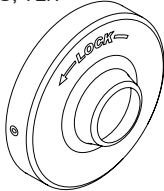
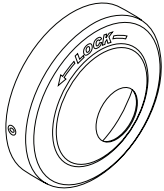
#### Vandlgard Communicating Lock

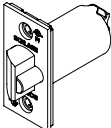
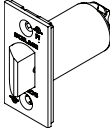
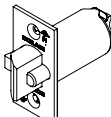
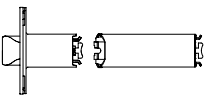
Communicating, ND72, lock with Vandlgard. Key in either lever locks and unlocks own lever. Both inside and outside levers are clutching. Specify per XN12-003.


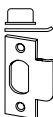

<b>Athens (ATH)</b> 	<b>Omega (OME)</b> 	<b>Sparta (SPA)</b> 	<b>Rhodes (RHO)</b> 	<b>Tubular (TLR)</b> 
--	---	--	--	---

Commercial Lever Suite					
ND Levers	L Lock Levers	98/99 Exit	AL Lock	S Lock	F Lock
Athens	07	07	Jupiter	Jupiter	
Omega	Omega	16	Omega		
Sparta	17	17	Neptune	Neptune	Jazz
Rhodes	06	06	Saturn	Saturn	Elan
Tubular	03	03			

Tactile Options	
 <b>Rhodes Lever Shown</b>	 <b>Tubular Lever Shown</b>

Roses		
<b>Inside/Outside Rose, 03-042 RHO</b> Levers: ATH, SPA, RHO, TLR Size: 3 7/16" dia. 	<b>Omega Inside/Outside Rose, 03-042 OME</b> Levers: OME Size: 3 7/16" dia. 	<b>Blank Outside Rose, N523-002</b> Outside Plate for: ND25, ND25X70 & ND25X80 Size: 3 1/2" dia. 
<b>Indicator Rose (Rhodes) XN12-035</b> Functions: ND75, ND95, ND60 & ND93 Levers: ATH, SPA, RHO, TLR Size: 3 7/16" dia. Finish: 626 only 	<b>Indicator Rose (Omega) XN12-045</b> Functions: ND75, ND95, ND60 & ND93 Levers: OME Size: 3 7/16" dia. Finish: 626 only 	

Latches			
<b>Deadlatch, 13-247</b> 	<b>Springlatch, 13-248</b> 	<b>Anti-Friction Fire Door Deadlatch, 14-042</b> 	<b>Backset Extension Link, 43-005</b> 

Strikes		
<b>ANSI Strike, 10-025</b> 	<b>T Strike, 10-013</b> 	<b>Square corner, T-strike, deep box, fire door latch, 10-016</b> 

# ND Levers - Complete Locks

CYLINDRICAL

A-Series

AL-Series

D-Series

ND-8

Function	Description	Designs and Finishes			PRIMARY CYLINDER ADJUSTMENTS AVAILABLE LEVERS AVAILABLE FINISHES																
		ATH OME RHO SPA TLR			LD CD	RD TD*	JD	BD BDC	GD	HD*	LD-SAR LD-CO6	JD-SAR JD-CO6 JD-YA6 JD-MED	JD-CO7 JD-YA7								
		626	605 606 612 619 622 625 643e	613 626AM																	
<b>Keyless</b>																					
ND10S	Passage	379	391	409	LD CD	RD TD*	JD	BD BDC	GD	HD*	LD-SAR LD-CO6	JD-SAR JD-CO6 JD-YA6 JD-MED	JD-CO7 JD-YA7								
ND12D	Exit, lever x lever																				
ND12D EL/EU	Electrically locked or unlocked	590	602	620	ATH OME SPA RHO TLR			ATH SPA RHO TLR		RHO											
ND25D	Exit, blank plate x lever	379	391	409	605 606 612 619 622 625 626 643e 613 626AM	605 606 612 619 622 625 626 643e 613 626AM	605 606 612 619 622 625 626 643e 613 626AM	605 606 612 619 622 625 626 643e 613 626AM	605 606 612 619 622 625 626 643e 613 626AM	605 606 612 619 622 625 626 643e 613 626AM	605 606 612 619 622 625 626 643e 613 626AM	605 606 612 619 622 625 626 643e 613 626AM	605 606 612 619 622 625 626 643e 613 626AM								
ND40S	Privacy	436	448	466																	
ND44S	Privacy, hospital																				
ND170	Single dummy	163	169	179																	
<b>Keyed, Single Cylinder</b>																					
ND50PD	Entrance/Office	517	529	547	-55	+33	-30	N/C	+73	+38	-55	-30	-30								
ND53PD	Entrance																				
ND70PD	Classroom																				
ND73PD	Corridor																				
ND80PD	Storeroom	627	639	657	-82	NOT AVAILABLE															
ND85PD	Faculty Restroom Lock																				
ND91PD	Vandgard® Entrance/Office																				
ND92PD	Vandgard® Entrance																				
ND94PD	Vandgard® Classroom	565	577	595	-55	33	-30	N/C	73	38	-55	-30	-30								
ND96PD	Vandgard® Storeroom																				
ND97PD	Vandgard® Corridor																				
ND80PD EL/EU	Electrically locked or unlocked																				
ND96PD EL/EU	Vandgard® Electrically locked or unlocked	692	704	722	LD CD	RD TD	JD	BD BDC	GD	HD	LD-SAR LD-CO6	JD-SAR JD-CO6 JD-YA6 JD-MED	JD-CO7 JD-YA7								
ND96PD EL/EU	Vandgard® Electrically locked or unlocked	760	772	790																	
<b>Keyed, Double Cylinder</b>																					
ND60PD	Vestibule	615	627	645										-110	66	-60	N/C	146	76	-110	-60
ND66PD	Store																				
ND75PD	Classroom Security																				
ND82PD	Institution																				
ND93PD	Vandgard® Vestibule Classroom Security	663	675	693	LD CD	RD TD	JD	BD BDC	GD	HD	LD-SAR LD-CO6	JD-SAR JD-CO6 JD-YA6 JD-MED	JD-CO7 JD-YA7								
ND95PD	Vandgard® Classroom Security																				
<b>EVEREST AND RESTRICTED KEYWAY - DOES NOT APPLY TO PRIMUS</b>																					
Secondary Cylinder Adjustments	EVEREST D & T FAMILY & RESTRICTED KEYWAYS (QUAD, NUMBERED, REVERSE)													+15.00							
	SL Cylinder with Everest B or Everest R keyways				+15.00																
	<b>PRIMUS/PRIMUS XP - ORDER THE LOCK LESS CYLINDER AND THE CYLINDER SEPARATELY (PRICES BELOW)</b>																				
	SINGLE KIL EXAMPLE: 1 EA. ND53LD & 1 EA. 20-765(-XP)				+123																
	DOUBLE KIL EXAMPLE: 1 EA. ND75CD & 2 EA. 20-765(-XP)				+246																
	SINGLE FSIC EXAMPLE: 1 EA. ND53JD & 1 EA. 20-740(-XP)				+132																
DOUBLE FSIC EXAMPLE: 1 EA. ND75JD & 2 EA. 20-740(-XP)				+264																	
* Temporary cores (TD and HD options) require non-refundable core handling charge (50-231) of \$9.00 and will be added to the price of the lock.																					

All electrified functions are compatible with the Allegion Connect harnesses.  
For a list of available Allegion Connect products, please, see L46 or page 194.



Latches		
Part Number	Backset - Description	Lock Adjustment
<b>Spring Latch*</b>		
13-248	2 3/4" - Square corner, 1 1/8" x 2 1/4"	N/C
14-010	3 3/4" - Square corner, 1 1/8" x 2 1/4"	+9.30
<b>Deadlatch*</b>		
14-047	2 3/8" - Square corner, 1 1/8" x 2 1/4"	N/C
14-048	2 3/8" - Square corner, 1 x 2 1/4"	N/C
13-247	2 3/4" - Square corner, 1 1/8" x 2 1/4"	N/C
14-042	2 3/4" - Anti-friction fire door latch 3/4" throw, modified latch prep for anti-friction tongue pivot	+157.00
14-028	3 3/4" - Square corner, 1 1/8" x 2 1/4"	+9.30
43-005	5" - Backset extension link2 - use with 2 3/4" backset latches	+28.70
*	All latch extensions require reinforcement when used in hollow metal door applications	

Strikes		
Part Number	Lip Length - Description	Lock Adjustment
10-013	1 1/8" - Square corner, T-strike, box, 1 1/8" x 2 3/4"	N/C
	1 1/2" - Square corner, T-strike, box, 1 1/8" x 2 3/4"	+6.90
10-016	1 1/8" - Square corner, T-strike, deep box, fire door latch	N/C
10-025	1 3/16" - ANSI, no box, 1 1/4" x 4 7/8"	N/C
	1 3/8" - ANSI, no box, 1 1/4" x 4 7/8"	+12.60
	1 1/2" - ANSI, no box, 1 1/4" x 4 7/8"	+12.60
K510-066	Box for ANSI strike, must be specified	N/C

Locks Less Components		
Description	Specify	Lock Adjustment
Less each lever	LLL for lever design Example: ND53PD LLL/RHO x ATH	-20.30
Less each rose	LLL for rose design Example: ND53PD RHO x RHO/LLL	-11.60
Less springlatch	LLL for latch Example: ND40S RHO 605 LLL 10-025	-21.60
Less deadlatch	LLL for latch Example: ND53PD SPA 626 LLL 10-025	-28.40
Less strike	LLL for strike Example: ND53PD ATH 612 13-047 LLL	-3.90
Lock chassis and spring cages only	Less all possible components Example: ND53LD LLL 626 LLL LLL, lever chassis	Sum of deducts

Non-Standard Door Thickness*		
Description	Specify	Lock Adjustment
1 3/8" thick doors - 2 chassis spacers (XN12-012) required; see ND-12	Door thickness and how door is extended. Example: 3", EO	+51.50
Extended Inside (EI)**; over 2" - 6"		+265.00
Extended Outside (EO)**; over 2" - 6"		+435.00
Extended Equally (EE)**; over 2 1/8" - 6"		
Extended Differently (ED)**; over 2" - 6"		
*	If not specified orders will default to EE; RX and Competitor Cores options need to be ordered via RFQ	
**	For ND85, EE range is from over 2" to 6". EI, EO, and ED ranges are from over 1 7/8" to 6"	

Shaded items are standard components and are furnished with locks unless otherwise specified.

# ND Levers - Options

CYLINDRICAL

A-Series

AL-Series

D-Series

ND-10

## Indicator Rose (“LOCK” printed on inside rose)

Part Number	Description	Lock Adjustment
XN12-035*	Indicator Rose - Rhodes	<b>+29.40</b>
XN12-045*	Indicator Rose - Omega	
*	Intended for the inside rose on double cylinder applications Available in 626 only - other finishes receive a standard rose. 75 & 95 - Standard Option - \$29.40 adder does not apply; standard rose is available 60 & 93 - Optional	

## Miscellaneous Lock Options

Specify/ Part Number	Description	Lock Adjustment
8AT	Tactile Lever - Athens	<b>+39.90**</b>
8RO	Tactile Lever - Rhodes	
8SP	Tactile Lever - Sparta	
8TR	Tactile Lever - Tubular	
XN13-052***	Break-Away Lever - Rhodes KIL (P,L,C,Z)	<b>+45.00**</b>
XN13-054***	Break-Away Lever - Rhodes FSIC (R,J,T)	
XN13-053***	Break-Away Lever - Rhodes SFIC (B,BDC,G,H)	
Torx Screws	Screws - Latch and Strike	<b>+18.00</b>
RX	Request to Exit Feature (Available on ND10, ND12, ND12EL/EU, ND80, ND80EL/EU, ND96, & ND96EL/EU functions) Ready to be used in a Normally Open or Normally Closed application.	<b>+169.00</b>
XN12-307***	Lead Lining	<b>+231.00</b>
**	Per lever	
***	Extended Lead Times/Not Subject to Standard Discounts	

## Special Functions - Extended Lead Times/Not Subject to Standard Discounts

Part Number		Function - Description	Base Lock	Lock Adjustment (Base Lock)
Lock Function	“X” Number			
ND25x80	XN12-005	ND25x80 - Blank plate outside, fixed lever inside. Key in lever retracts latch.	ND80	<b>+104.00</b>
ND70x80	XN12-006	ND70x80 - Key locks or unlocks outside lever. Key in fixed inside lever retracts latch.	ND82	<b>+54.30</b>
ND25x70	XN12-004	ND25x70 - Blank plate outside. Key locks or unlocks inside lever.	ND70	<b>+104.00</b>
ND60	XN12-001	ND60 - Closed outside lever.	ND70	<b>+146.00</b>
ND72	XN12-002	ND72 - Double cylinder communicating lock.	ND70	<b>+146.00</b>
ND30D	XN12-007	ND30D - Patio lock.	ND40S	<b>+146.00</b>
ND72	XN12-003	ND72 - Vandlgard® levers on inside and outside.	ND94	<b>+146.00</b>
ND45	XN12-317	ND45 - Time out lock.	ND91LD	<b>+55.90</b>



School Upgrade Kits		
Part Number	Description	All Designs and Finishes
<b>Classroom to Corridor</b>		
40-300	KIT, ND70 TO 73 CONVERSION	<b>\$89.30</b>
40-309	KIT, ND94 TO 97 CONVERSION	<b>135.00</b>
Order Example: 40-300 TLR 613		
<b>Classroom to Classroom Security</b>		
40-301	KIT, ND70 TO 75 CONVERSION, KIL	<b>\$189.00</b>
40-302	KIT, ND70 TO 75 CONVERSION, FSIC	
40-303	KIT, ND70/60 TO 75 CONVERSION, SFIC	
40-304 ⌘	KIT, ND70 TO 75 CONVERSION, KIL SAR	
40-305 ⌘	KIT, ND70 TO 75 CONVERSION, FSIC SAR	
40-306 ⌘	KIT, ND70 TO 75 CONVERSION, FSIC YA6	
40-307 ⌘	KIT, ND70 TO 75 CONVERSION, FSIC CO6	<b>235.00</b>
40-310	KIT, ND94 TO 95 CONVERSION, KIL	
40-311	KIT, ND94 TO 95 CONVERSION, FSIC	
40-312	KIT, ND94/93 TO 95 CONVERSION, SFIC	
40-313 ⌘	KIT, ND94 TO 95 CONVERSION, KIL SAR	
40-314 ⌘	KIT, ND94 TO 95 CONVERSION, FSIC SAR	
40-315 ⌘	KIT, ND94 TO 95 CONVERSION, FSIC YA6	<b>235.00</b>
40-316 ⌘	KIT, ND94 TO 95 CONVERSION, FSIC CO6	
Order Example: 40-312 RHO 626		
<b>Vestibule to Classroom Security</b>		
40-308	KIT, ND60 TO 75 CONVERSION	<b>\$116.00</b>
40-303	KIT, ND70/60 TO 75 CONVERSION, SFIC	<b>189.00</b>
40-317	KIT, ND93 TO 95 CONVERSION	<b>162.00</b>
40-312	KIT, ND94/93 TO 95 CONVERSION, SFIC	<b>235.00</b>
Order Example: 40-303 SPA 606		
<b>Classroom/Classroom Security to Entrance/Storeroom</b>		
40-325	KIT, ND70, ND94 TO ND50 CONVERSION	<b>\$89.30</b>
40-326	KIT, ND75, ND95 TO ND50 CONVERSION	
40-327	KIT, ND70, 94 to ND80 CONVERSION	
40-329	KIT, ND75, ND95 TO ND80 CONVERSION	<b>135.00</b>
40-332	KIT, ND70, ND94 to ND91 CONVERSION	
40-330	KIT, ND75, ND95 to ND91 CONVERSION	
40-328	KIT, ND70, ND94 to ND96 CONVERSION	
40-331	KIT, ND75, ND95 to ND96 CONVERSION	
Note: Order Example - 40-332 RHO 626		

# ND Levers - Conversion Guide

CYLINDRICAL

A-Series

AL-Series

D-Series

ND-12

## Conversion Guide

Lock Structure	Function	Outside Spring Cage		Inside Spring Cage		Levers - see chart	
		Original	New	Original	New	Outside	Inside
Non-Keyed Locks	ND10	N123-043	N523-218	N123-032	N523-221	Closed	Closed
	ND12	N123-022	N523-218	N123-032	N523-221	Closed	Closed
	ND25	-	-	N123-032	N523-221	-	Closed
	ND170	-	-	63-104	N523-223	-	Closed
Non-Keyed w/ Push Button	ND30*	N123-022	N523-218	N123-032	N523-221	Closed	Push Button
	ND40*	N123-022	N523-218	N123-032	N523-221	Privacy	Push Button
	ND44**	N123-022	N523-218	N123-032	N523-221	Privacy	Push Button
	ND45*	N123-022	N523-218	N123-032	N523-221	Privacy	Closed
Single Cylinder Locks	ND60	N123-022	N523-218	N123-021	N523-222	Closed	Cylinder
	ND70	N123-022	N523-218	N123-032	N523-221	Cylinder	Closed
	ND80	N123-022	N523-218	N123-032	N523-221	Cylinder	Closed
	ND25X80	-	-	N123-021	N523-222	-	Cylinder
	ND25X70	-	-	N123-021	N523-222	-	Cylinder
	ND94	N123-022	N523-218	N123-032	N523-221	Cylinder	Closed
	ND96	N123-022	N523-218	N123-032	N523-221	Cylinder	Closed
Single Cylinder w/ Push Button	ND50*	N123-022	N523-218	N123-032	N523-221	Cylinder	Push Button
	ND53*	N123-022	N523-218	N123-032	N523-221	Cylinder	Push & Turn Button
	ND73*	N123-022	N523-218	N123-032	N523-221	Cylinder	Push Button
	ND85*	N123-022	N523-218	N123-032	N523-221	Cylinder	Push Button
	ND91*	N123-022	N523-218	N123-032	N523-221	Cylinder	Push Button
	ND92*	N123-022	N523-218	N123-032	N523-221	Cylinder	Push & Turn Button
	ND97*	N123-022	N523-218	N123-032	N523-221	Cylinder	Push Button
Double Cylinder Locks	ND60	N123-022	N523-218	N123-021	N523-222	Cylinder	Cylinder
	ND66	N123-022	N523-218	N123-021	N523-222	Cylinder	Cylinder
	ND75	N123-022	N523-218	N123-021	N523-222	Cylinder	Cylinder
	ND82	N123-022	N523-218	N123-021	N523-222	Cylinder	Cylinder
	ND70X80	N123-022	N523-218	N123-021	N523-222	Cylinder	Cylinder
	ND72	N123-022	N523-218	N123-021	N523-222	Cylinder	Cylinder
	ND93	N123-022	N523-218	N123-021	N523-222	Cylinder	Cylinder
	ND95	N123-022	N523-218	N123-021	N523-222	Cylinder	Cylinder
Electrified	ND12EL	N123-022	N523-218	N123-032	N523-221	Closed	Closed
	ND12EU	N123-022	N523-218	N123-032	N523-221	Closed	Closed
	ND80EL	N123-022	N523-218	N123-032	N523-221	Cylinder	Closed
	ND80EU	N123-022	N523-218	N123-032	N523-221	Cylinder	Closed
	ND96EL	N123-022	N523-218	N123-032	N523-221	Cylinder	Closed
	ND96EU	N123-022	N523-218	N123-032	N523-221	Cylinder	Closed

Lever Conversion			
Lever Type	Original	New	Available Designs**
Closed	03-030	03-230	ATH, RHO, SPA, TLR, OME
Privacy	03-031	03-231	ATH, RHO, SPA, TLR, OME
Push or Push & Turn Button	03-031	03-233	ATH, RHO, SPA, TLR, OME
Cylinder - Schlage KIL (P,L)	03-031	03-231	ATH, RHO, SPA, TLR, OME
Cylinder - Schlage FSIC (R,J,T)	03-032	03-232	ATH, RHO, SPA, TLR, OME
Cylinder - Schlage SFIC (B, BDC, G, H)	03-000	03-200	ATH, RHO, SPA, TLR, OME
Cylinder - CR* KIL (L-CO6)	-	03-234	ATH, RHO, SPA, TLR
Cylinder - CR* FSIC (J-CO6)	03-066	03-266	ATH, RHO, SPA, TLR
Cylinder - CR* 7-pin FSIC (J-CO7)	-	03-235	RHO
Cylinder - Medeco 31 (J-YA6)	03-055	03-255	ATH, RHO, SPA, TLR
Cylinder - Medeco 32 (J-MED)	-	03-237	ATH, RHO, SPA, TLR
Cylinder - Sargent KIL (L-SAR)	03-044	03-244	ATH, RHO, SPA, TLR
Cylinder - Sargent FSIC (J-SAR)	03-077	03-277	ATH, RHO, SPA, TLR
Cylinder - Yale FSIC (J-YA6)	03-055	03-255	ATH, RHO, SPA, TLR
Cylinder - Yale 7-pin FSIC (J-YA7)	-	03-236	RHO
Cylinder - Best	03-000	03-200	RHO, SPA, ATH, TLR, OME

CR\*: Corbin Russwin  
 Available Designs\*\*: ATH=Athens, RHO=Rhodes, SPA=Sparta, TLR=Tubular, OME=Omega

Spring Cage Conversion				
Cylinder Format	Outside Spring Cages		Inside Spring Cages	
	Original	New	Original	New
PD, ZD, LD, JD, RD	N123-022	N523-218	N123-021	N523-218
BDC, BD, GD, HD	N123-056		N123-057	
LD SAR , LD CO6	N123-064		N123-067	
JD CO6, JD SAR, JD CO7	N123-066		N123-069	
JD YA6, JD YA7, JD MED	N123-065	N523-224	N123-068	N523-225

Button Conversion		
	Original	New
Push	N523-000	N523-209
Push & Turn Button	N523-001	N523-210
85 Function	N523-124	N523-211

Tailpiece Kits			
SCH-FSIC	N523-127	SCH-SFIC	N523-091
LD SAR	09-060	LD CO6	10-140
JD YA6	09-061	JD CO7	10-141
JD CO6	09-062	JD YA7	10-142
JD SAR	09-063	JD MED	10-143

Plunger Assembly Conversion		
	Original	New
Push and Turn Button Plunger Bar (ND53, ND91)	N123-017	N123-085
Push Button Plunger Bar (ND30,ND40,ND44,ND50,ND73,ND91,ND97)	N123-028	N123-086
Push Button Plunger Bar (ND85)	24071920	N123-087

# ND Levers - Parts

CYLINDRICAL

A-Series

AL-Series

D-Series

ND-14

Levers		605	606	612	613	619	622	625	626	643e	626AM
Available Finishes		.	.	.	.	.	.	.	.	.	.
Part Number*	Description	Price Each									
<b>New Product beginning February 2017</b>											
03-230	Lever - Closed; ATH, RHO, SPA, TLR, OME	\$118.00									
03-233	Lever - Push or Push & Turn Button; ATH, RHO, SPA, TLR, OME										
03-231	Lever - Cylinder - Schlage KIL (P,L,C,Z); ATH, RHO, SPA, TLR, OME										
03-232	Lever - Cylinder - Schlage FSIC (R,J,T); ATH, RHO, SPA, TLR, OME										
03-200	Lever - Cylinder - Schlage SFIC (B,BDC,G,H); ATH, RHO, SPA, TLR, OME										
03-234	Lever - Cylinder - CR KIL (L-CO6); ATH, RHO, SPA, TLR										
03-266	Lever - Cylinder - CR FSIC (J-CO6); ATH, RHO, SPA, TLR										
03-235	Lever - Cylinder - CR 7-pin FSIC (J-CO7); RHO										
03-255	Lever - Cylinder - Medeco 31 (J-YA6); ATH, RHO, SPA, TLR										
03-237	Lever - Cylinder - Medeco 32 (J-MED); ATH, RHO, SPA, TLR										
03-244	Lever - Cylinder - Sargent KIL (L-SAR); ATH, RHO, SPA, TLR	\$219.00									
03-277	Lever - Cylinder - Sargent FSIC (J-SAR); ATH, RHO, SPA, TLR										
03-255	Lever - Cylinder - Yale FSIC (J-YA6); ATH, RHO, SPA, TLR										
03-236	Lever - Cylinder - Yale 7-pin FSIC (J-YA7); RHO										
<b>Original Product**</b>											
03-030	Lever - Closed; ATH, RHO, SPA	\$118.00									
03-031	Lever - Cylinder - Schlage Open (P,L,C,Z); ATH, RHO, SPA										
03-032	Lever - Cylinder - Schlage FSIC (R,J,T); ATH, RHO, SPA										
03-000	Lever - Cylinder - Schlage SFIC (B,BDC,G,H); ATH, RHO, SPA										
	* Specify part number and finish. Ex: 03-231 ATH 626										
	** All lever service items for original product supporting Non-SCHLAGE cores and TLR and OME need to convert to the new product.										

Spring Cages		605	606	612	613	619	622	625	626	643e	626AM
Part Number	Description	Price Each									
<b>New Product beginning February 2017</b>											
N523-218	Springcage & Lever Catch Assy. - Outside Standard (P, L, C, Z, R, J, T, B, BDC, G, H, L-SAR, L-CO6, J-CO6, J-SAR, J-CO7)	\$60.30									
N523-222	Springcage & Lever Catch Assy. - Inside with Cylinder (P, L, C, Z, R, J, T, B, BDC, G, H, L-SAR, L-CO6, J-CO6, J-SAR, J-CO7)	60.30									
N523-224	Springcage & Lever Catch Assy. - Outside Competitor Cores (J-YA6, J-YA7, J-MED)	125.00									
N523-225	Springcage & Lever Catch Assy. - Inside Competitor Cores (J-YA6, J-YA7, J-MED)	125.00									
N523-221	Springcage & Lever Catch Assy. - Inside Less Cylinder	42.40									
N523-223	Springcage & Lever Catch Assy. - Dummy Function	104.00									
<b>Original Product***</b>											
N123-021	Inside spring cage for all double cylinder functions except SFIC	\$60.30									
N123-022	Outside spring cage for all functions except SFIC and ND10	60.30									
N123-032	Inside Spring Cage for all functions except double cylinder functions	43.40									
N123-043	Outside spring cage ND10	51.10									
N123-056	Outside spring cage for all SFIC functions	63.00									
N123-057	Inside spring cage for all SFIC double cylinder functions	39.90									
	*** All spring cage service items for the original product supporting Non-SCH cores need to convert to the new product.										

Conversion Kits		605	606	612	613	619	622	625	626	643e	626AM
Available Finishes		.	.	.	.	.	.	.	.	.	.
Part Number	Backset - Description	Price Each									
40-400	Outside Spring Cage / Lever Conversion Kit	Pricing equal to sum of required Lever and Spring Cage									
40-600	Inside Spring Cage / Lever Conversion Kit										
Notes:	<p><b>Kit will contain a spring cage, lever, button and tailpiece as appropriate</b></p> <p>Kits are limited to previously offered product - KIL, FSIC, SFIC, L-SAR, J-SAR, J-CO6, J-YA6</p> <p>When ordering specify: Function, Trim, Finish and Core (if applicable)</p> <p>Examples (refer to tables on ND-12 &amp; 13 for specific part numbers):</p> <ul style="list-style-type: none"> <li>- 40-400 ND75 L RHO 626: List Price = \$178.30 (Sum of 03-231 @ \$118.00 &amp; N523-218 @ \$60.30)</li> <li>- 40-600 ND53 ATH 626: List Price = \$160.40 (Sum of 03-233 @ \$118.00 &amp; N523-221 @ \$42.40)</li> <li>- 40-400 ND53 J-CO6 OME 626: List Price = \$279.30 (Sum of 03-266 @ \$219.00 &amp; N523-218 @ \$60.30)</li> <li>- 40-600 ND75 J-YA6 RHO 643e: List Price = \$335.00 (Sum of 03-255 @ \$210.00 &amp; N523-225 @ \$125.00)</li> </ul>										

<b>Roses</b>		605	606	612	613	619	622	625	626	643e	626AM
Available Finishes		▪	▪	▪	▪	▪	▪	▪	▪	▪	▪
Part Number	Description	Price Each									
03-042*	Outside / Inside Rose - RHO OME	<b>\$90.70</b>									
N523-002*	Blank Plate, ND25 (not available in 626AM)	<b>93.10</b>									
XN12-035	Indicator Rose - Rhodes (626 Only)	<b>110.00</b>									
XN12-045	Indicator Rose - Omega (626 Only)										
* Specify part number and finish. Ex: 03-042 OME 626											

<b>Buttons / Plunger Assemblies</b>		605	606	612	613	619	622	625	626	643e	626AM
Available Finishes		▪	▪	▪	▪	▪	▪	▪	▪	▪	▪
Part Number	Description	Price Each									
<b>New Product beginning February 2017</b>											
N123-034*	Emergency Button and Plunger (ND40 outside)	<b>\$60.80</b>									
N123-035*	Emergency Turn Button and Plunger (ND44 outside)	<b>113.00</b>									
N523-209*	Button - Push (ND30,ND40,ND44,ND50,ND73,ND91,ND97)	<b>8.50</b>									
N523-210*	Button - Push & Turn Button (ND53,ND92)	<b>16.30</b>									
N523-211*	Button - Push (ND85)	<b>9.60</b>									
N123-085	Push and Turn Plunger Bar (ND53, ND91)	<b>10.90</b>									
N123-086	Push Button Plunger Bar (ND30,ND40,ND44,ND50,ND73,ND91,ND97)	<b>12.00</b>									
N123-087	Push Button Plunger Bar (ND85)	<b>10.60</b>									
<b>Original Product</b>											
N523-000*	Button - Push (ND30,ND40,ND44,ND50,ND73,ND91,ND97)	<b>\$8.50</b>									
N523-001*	Button - Push & Turn Button (ND53,ND92)	<b>16.30</b>									
N523-124*	Button - Push (ND85)	<b>9.60</b>									
N123-017	Push and Turn Plunger Bar (ND53, ND91)	<b>10.90</b>									
N123-028	Push Button Plunger Bar (ND30,ND40,ND44,ND50,ND73,ND91,ND97)	<b>10.90</b>									
24071920	Push Button Plunger Bar (ND85)	<b>10.60</b>									
* Specify part number and finish. Ex: N523-210 626											

<b>Latches / Related Components</b>		605	606	612	613	619	622	625	626	643e	626AM
Available Finishes		▪	▪	▪	▪	▪	▪	▪	▪	▪	▪
Part Number*	Description	Price Each									
<b>Spring Latch</b>											
13-248	2 3/4" - Square corner, 1 1/8" x 2 1/4"	<b>\$78.30</b>									
14-010	3 3/4" - Square corner, 1 1/8" x 2 1/4"	<b>93.80</b>									
<b>Dead Latch</b>											
14-047	2 3/8" - Square corner, 1 1/8" x 2 1/4"	<b>102.00</b>									
14-048	2 3/8" - Square corner, 1" x 2 1/4"	<b>102.00</b>									
13-247	2 3/4" - Square corner, 1 1/8" x 2 1/4"	<b>78.30</b>									
14-042	2 3/4" - Anti-friction Fire Door Latch 1" Square corner, 1 1/8" x 2 1/4", 3/4" Throw	<b>311.00</b>									
14-028	3 3/4" - Square corner, 1 1/8" x 2 1/4"	<b>93.80</b>									
43-005	5" - Backset extension link - use with 2 3/4" backset latches	<b>28.70</b>									
39-030	Rabbeted latch and strike kit - adapts square corner latches and 2 3/4" high square corner strikes to 1/2" rabbeted door and frame preparations. (Available in 626 and 605)	<b>50.50</b>									
* Specify part number and finish. Ex: 13-248 622											

<b>Strikes</b>		605	606	612	613	619	622	625	626	643e	626AM
Available Finishes		▪	▪	▪	▪	▪	▪	▪	▪	▪	▪
Part Number	Lip Length - Description	Price Each									
10-013-118*	1 1/8" - Square corner, T-strike, box, 1 1/8" x 2 3/4"	<b>\$10.30</b>									
10-013-112*	1 1/2" - Square corner, T-strike, box, 1 1/8" x 2 3/4"	<b>14.30</b>									
10-016*	1 1/8" - Square corner, T-strike, deep box, 1 1/8" x 2 3/4" 1 1/8" Use with fire door latch	<b>13.60</b>									
10-025-1316*	1 3/16" - ANSI, no box, 1 1/4" x 4 7/8"	<b>13.60</b>									
10-025-138*	1 3/8" - ANSI, no box, 1 1/4" x 4 7/8"	<b>37.90</b>									
10-025-112*	1 1/2" - ANSI, no box, 1 1/4" x 4 7/8"										
K510-066	Box for ANSI strike	<b>6.30</b>									
* Specify part number and finish. Ex: 10-025-1316 626											

# ND Levers - Parts

CYLINDRICAL

## Cylinder Reference Table

Available Finishes				605	606	612	613	619	622	625	626	643e	626AM
Part Number*	Cylinder Mechanism	Function	Design	Price Each Open					Price Each Restricted				
23-065	Conventional	Standard Function	All	\$55.00					\$70.00				
91-018	Everest SL (R/B Keyways only)								70.00				
20-765	Primus			123.00									
20-765-XP	Primus XP								123.00				
91-718-XP	Everest SL Primus XP (R/B Keyways only)			151.00									
20-565	Primus UL437								82.00				
20-565-XP	Primus UL437 XP								97.00				
21-000	Conventional			ND85									

\* Specify part number and finish. Ex: 23-065 626

A-Series

## Tailpieces

Part Number	Description	Price Each
N523-127	Core Driver - SCH FSIC	\$2.30
N523-091	Core Driver - SCH SFIC	10.60
09-060	Core Driver - LD SAR	2.50
09-061	Core Driver - JD YA6	20.90
09-062	Core Driver - JD CO6	11.20
09-063	Core Driver - JD SAR	
10-140	Core Driver - LD CO6	9.50
10-141	Core Driver - JD CO7	5.00
10-142	Core Driver - JD YA7	19.90
10-143	Core Driver - JD MED	19.90
09-774	SFIC Core Driver and Spacer	11.80
D500-000	SFIC Core Spacer - Spacer required for 6-pin, no spacer required for 7-pin	1.20
XN12-292	Tail piece Sargent XC SFIC	11.20

AL-Series

D-Series

## Keycam Assemblies

Part Number	Description	Price Each
N223-066	Electrified Keycam Assembly (Motor) - ND12EL/EU, ND80EL/EU, & ND96EL/EU	\$30.80
N123-045	Keycam Assembly ND40, ND44	6.30
N123-007	Keycam Assembly ND50, ND53, ND60	14.80
N123-076	Keycam Assembly ND75 Outside	86.70
N123-010	Keycam Assembly ND73, ND70, ND72, ND25x70, ND70x80 Outside	14.90
N123-059	Keycam Assembly ND75, ND95 Inside	64.60
N123-008	Keycam Assembly ND82, ND12, ND80, ND25x80, ND70x80 Inside	17.90
N123-055	Keycam Assembly ND85	86.70
N123-011	Keycam Assembly ND91, ND92, ND93	20.10
N123-012	Keycam Assembly ND94	20.10
N123-098	Keycam Assembly ND95 Outside	86.70
N123-013	Keycam Assembly ND96	16.50
N123-097	Keycam assembly ND97	16.70
N523-065	Cam pin for ND60 and ND93	4.60
N523-066	Cam for inside ND60 and ND93	49.30
N123-076	Keycam Assembly ND66 Outside and Inside	83.40

ND-16

Slide / Related Components		
Part Number	Description	Price Each
C503-019	Slide Spring	\$6.30
C604-187	Slide Catch Restoring	6.50
C604-188	Slide Catch Non-restoring	6.50
C604-191	Slide Catch Spring	6.50
N523-025	Slide Clip	3.90
N523-149	Slide (previous part number was N523-024)	18.60

Spindles		
Part Number	Description	Price Each
N523-013	Outside Spindle	\$10.50
N523-019	Outside Electrified Spindle	10.10
N523-177	Inside Spindle	3.30

Electrified Chassis Components		
Part Number	Description	Price Each
24088551	Outside Electrified Housing	\$10.80
N623-017	Inside Electrified Hub	6.10
N223-062	Motor Assembly Non-Vandlgard	263.00
N223-063	Motor Assembly Vandlgard	289.00
N523-131	Anti-rotation plate - RX product	7.40
N523-194	RX Switch	53.00
N123-062	RX Upgrade Kit	60.90

Misc. Chassis Components		
Part Number	Description	Price Each
C503-331	Plunger Spring (order in multiples of 50)	\$0.12
24088544	Outside Housing	10.40
24085037	Inside Hub for all Non-electrified functions except the ND66 and ND82	4.50
24085060	Inside Hub for ND66 & ND82 Functions	4.50
N523-020	Emergency cylinder for ND40 & ND44 functions	4.80
N523-041	Catch stop	4.70
N523-054	Adjustment Plate	4.70
N523-055	Anti-rotation plate	4.70
N523-063	Plunger Sleeve for ND60 and ND93	3.40
N523-064	Plunger for ND60 and ND93	11.80
N523-067	Plunger Bar for ND66	3.40
N523-069	Dummy Insert for ND170	11.80
N523-105	Threaded rod for mounting ND170s as double dummy set	\$4.70

Special Parts			605	606	612	613	619	622	625	626	643e	626AM
Available Finishes			.	.	.	.	.	.	.	.	.	.
Part Number	Description	Price Each										
XQ02-309* **	10-013 Strike, 7/8" flat lip	\$24.40										
XQ03-494* **	10-013 Strike, 1 5/8" – 6" lip	103.00										
	10-013 Strike, 6 1/8" – 12" lip	131.00										
XQ07-351* **	10-025 Strike, 7/8" flat lip	25.90										
	10-025 Strike, lips thru 6" (except 7/8", 1 3/16", 3/8" and 1 1/2")	125.00										
XC03-069	Extension links, backsets over 5" – 42"	462.00										
XN12-012*	Chassis Spacer for 1 3/8" door (2 required)	48.10										
XN13-052	Lever - Brk-Away - Schlage KIL (P,L,C,Z); RHO	240.00										
XN13-054	Lever - Brk-Away - Schlage FSIC (R,J,T); RHO											
XN13-053	Lever - Brk-Away - Schlage SFIC (B,BDC,G,H); RHO											
*	Specify part number and finish. Ex: XN12-012 626											
**	Specify lip length.											



CYLINDRICAL

A-Series

AL-Series

D-Series

ND-18

### Hollow Metal Door Reinforcements

Part Number	Description	Price Each
37-001	Metal door reinforcer kit, fits both 7/8" and 1" diameter housings - Specify door thickness, includes A501-567 and A501-565 or A501-566	\$34.20
24483760	Latch Spacer - fits 1" diameter latch housing and 1-3/4" hollow metal doors (steel & aluminum)	4.70
A501-565	Reinforcer for 1 3/8" thick non-reinforced metal doors. Fits both 7/8" and 1" diameter housings.	17.10
A501-566	Reinforcer for 1 3/4" thick non-reinforced metal doors. Fits both 7/8" and 1" diameter housings.	
A501-567	3 1/2" Long latch housing sleeve used to reinforce joint between latch and backset link or to hold latch in metal doors	10.70

### Screws

Available Finishes					605	606	612	613	619	622	625	626	643e	626AM
					•	•	•	•	•	•	•	•	•	
Part Number	Description	Door Thickness	Type	Size	Price Each									
A501-171* **	ND170, washer	—	Washer	—	\$1.00									
N523-092* **	ND170, mounting screw	1 1/2" - 2"	POH Machine	1/4" 20 x 2 1/2"	\$1.20									
L583-133* **	ND170, mounting surface	—	Sheet Metal	1#8 x 1"	\$0.80									
C603-256* **	ANSI strike	—	PFH Combo	12-24 x 1"	\$0.92									
C603-897* **	Latch and strike	—	PFH Combo	#8 x 3/4"	\$0.78									
N523-021**	Spring cage screws	1 3/8" - 2"	PFH Machine	#10 x 32 x 2 1/8"	\$1.60									
N623-030	Motor assembly	—	PFH Combo	#4-40 X 3/16	\$4.70									
N523-135	RX switch	—	Hex B.H.	#2-56 x 3/8"	\$0.52									
N523-240	Chassis to spring cage	—	PFH Combo	#8-32 X 1/4"	\$0.50									
L583-454	Chassis	—	PFH	#8-32 X 3/8"	\$1.40									
* Specify part number and finish. Ex: C603-256 626														
** Order in multiples of 100														

### Screw Packs

Available Finishes					605	606	612	613	619	622	625	626	643e	626AM
					•	•	•	•	•	•	•	•	•	
Part Number*	Description	Contents			Price Each									
B202-517	Latch and strike	(4) C603-897			\$7.20									
C203-736	ANSI strike	(2) C603-256			5.70									
N123-020	Mounting, all except ND170	(4) C603-897 (2) C603-256 (2) N523-021 (1) M504-271			7.90									
N123-040	Mounting, ND170	(2) L583-133 (1) N523-092 (1) A501-171 (1) M504-271			8.60									
* Specify part number and finish. Ex: N123-020 626														

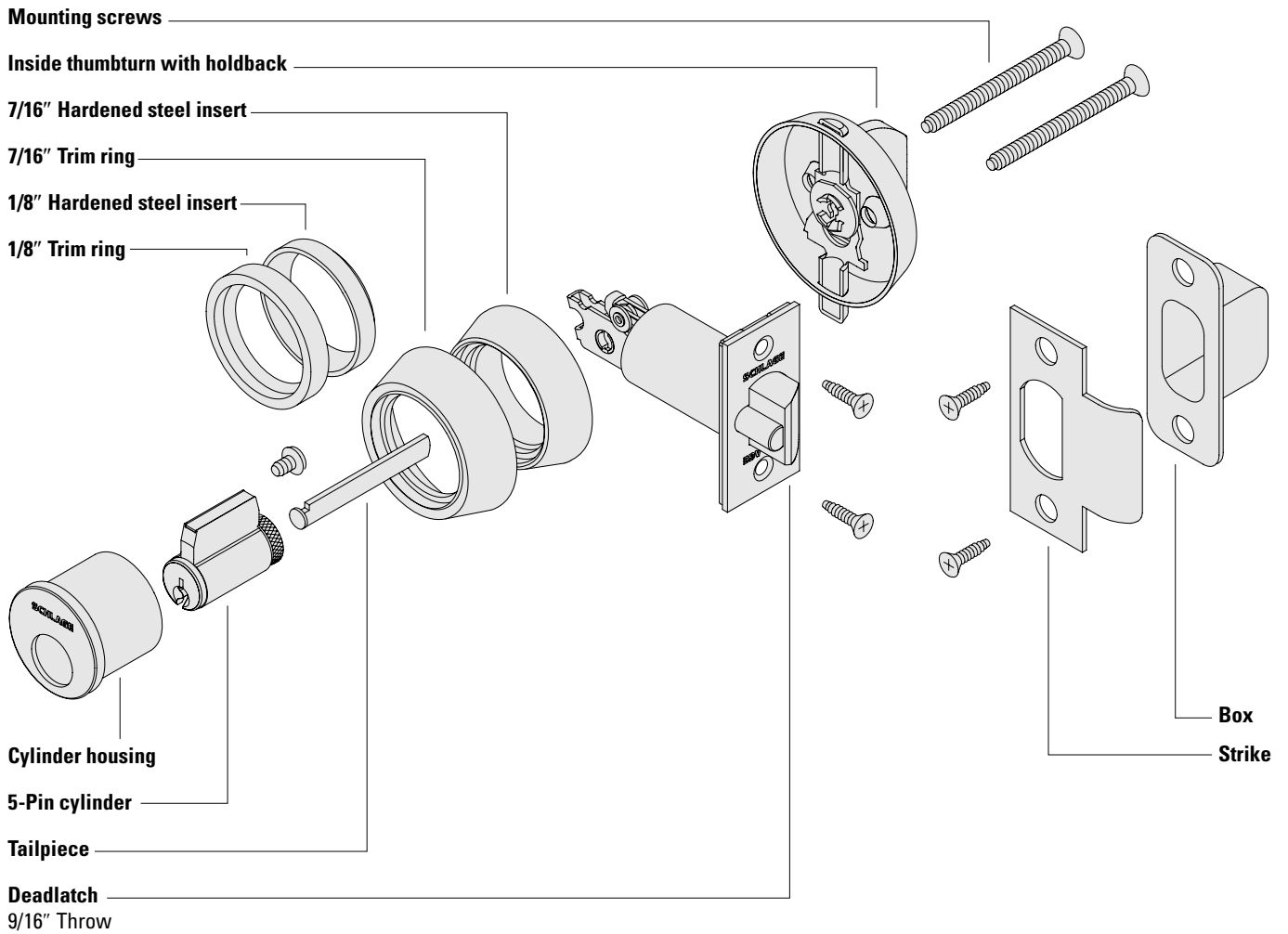
### Screws Packs, Torx

Available Finishes					605	606	612	613	619	622	625	626	643e	626AM
					•	•	•	•	•	•	•	•	•	
Part Number*	Description	Contents			Price Each									
C203-311	Latch and strike (T-15 installation tool included)	(4) C503-766 (T-15)			\$18.50									
C203-312	Latch and ANSI strike (T-xx installation tool included)	(2) C503-766 (T-15) (2) L583-371 (T-20)												
* Specify part number and finish. Ex: C203-311 626														



# B250 Series

## Grade 2 Deadlatch



DEADBOLT

B250-1

B500-Series

B600/700/800-Series

# B250 Series

## Ordering Procedures

To order Schlage products, descriptive data should be in the same sequence as shown below.

Line Item	Qty	Product	Outside		Inside		Hand	Latch	Strike	Dr Thk	Ext	DIM	Additional Details
			DES	FIN	DES	FIN							
1	10	B252P		626		613		12-103	10-025	214	EE	1316	KA

**Line Item:** Line item number

**Qty:** Quantity

**Product:** Product function + cylinder code

**Outside Des:** Outside lever design, not applicable for deadbolts. Leave blank

**Outside Fin:** Outside finish

**Inside Des:** Inside lever design, not applicable for deadbolts. Leave blank

**Inside Fin:** Inside finish, specify only if different from the outside finish

**Hand:** Hand of door, not applicable for deadbolts. Leave blank

**Latch:** Product latch, leave blank for standard latch or specify part number if non-standard latch is required. LLL = less latch

**Strike:** Product strike, leave blank for standard strike or specify part number if non-standard strike is required. LLL = less strike

**Dr Thk:** Door thickness, leave blank for standard thickness or specify if non-standard. Example: 138 = 1 3/8", 214 = 2 1/4"

**Ext:** Extension, enter one of the following when door thicknesses 2" or greater are specified: EE = Extended Equally, EI = Extended Inside, EO = Extended Outside

**Dim:** Dimension, enter only for non-standard strike lip length

**Additional**

**Details:** Enter additional detail for keying information or special requirements

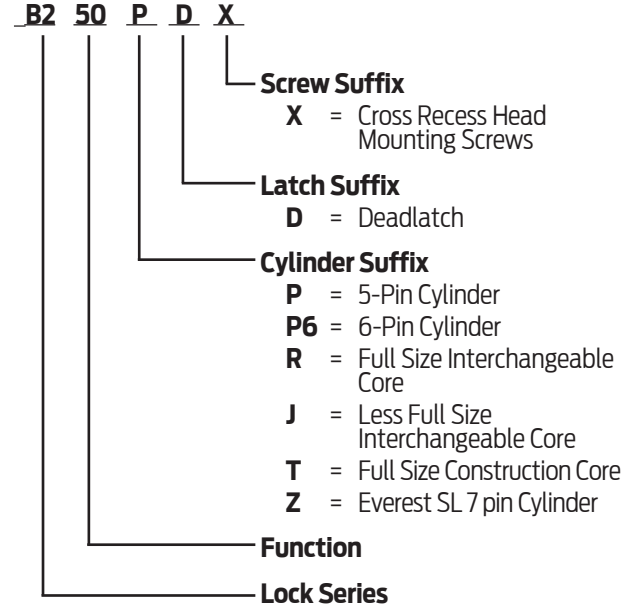
### Common Pricing Information

1.	Locks are furnished with standard features unless otherwise specified.
2.	Door thickness is 1 3/4" unless otherwise specified.
3.	Split finishes and designs will be priced at the highest list price of the design and/or finish.
4.	Engineering specials are denoted by a part number beginning with "X" and are not subject to standard discounting.
5.	⌚ denotes a lock or part that requires an extended lead time.
6.	👤 denotes a handed product and requires handing to be specified.
7.	For all restricted keyways (Everest D, Everest 29 T, Quad, Numbered, Reversed) add \$15.00. This does not apply to Primus cylinders. See Terms and Conditions for ordering information and requirements.
8.	Locks, keys and cylinders containing restricted keyways require additional documentation to order. Please see Terms and Conditions for the specific requirements.
9.	Keyway must be specified for keyed functions and cylinders. If not specified, default keyway will be S123 for KA, KD and 0-bitted product and S145 for Factory managed masterkey systems.
10.	Multiple keying options are available. Locks and cylinders are furnished KD unless otherwise specified or excepted by notation.
11.	Control Keys for permanent and construction cores are not included with the lock or cylinder and must be ordered separately.
12.	Locks specified with "C" keyway and KD or 0-bitted will receive 6 pin cylinders.
13.	Full Size Interchangeable Cores (FSIC) are furnished 1-bitted unless otherwise specified. If 0-bitted is selected, the order will be entered as 1-bitted. This does not apply to FSIC Primus® cores.
14.	Conventional cylinders, Primus cylinders (conventional and FSIC) can be supplied 0-bitted. If 1-bitted is selected, the order will be entered as 0-bitted.
15.	Available plug face finishes are 606 and 626. For brass or bronze finish colors, the plug face finish is 606. For chrome, nickel or stainless steel finish colors, the plug face finish is 626.
16.	Locks and cylinders will be furnished with 2 keys each as standard. Additional keys will be charge at the additional cut keys charge appropriate for the cylinder/key type

**Table of Contents**

<b>Functions</b>	<b>B250-4</b>
<b>Complete Locks</b>	<b>B250-5</b>
<b>Options</b>	<b>B250-6</b>
Deadlatches.....	B250-6
Strikes.....	B250-6
Locks Less Components.....	B250-6
Non-Standard Door Thickness.....	B250-6
Tamper Resistant Screws and Torx® Screws.....	B250-6
Special Options.....	B250-6
Latches & Strikes.....	B250-7
Cylinders.....	B250-7
Trim.....	B250-7
Adapters.....	B250-7
Door Reinforcements.....	B250-7
<b>Parts</b>	<b>B250-8</b>
Screws.....	B250-8
Tailpiece and Screw Packs.....	B250-9
Tamper Resistant Torx® Screws.....	B250-9
Special Parts.....	B250-9
Cylinders Only, B100, B250, B400 E/B.....	B250-9
<b>Complete Cylinders</b>	<b>See Cylinders Section</b>
<b>How To Order</b>	<b>Forms &amp; Examples</b>

**Product Identification**



**Finish Codes and Descriptions**

Code		Description
605	(US 3)	Bright Brass
606	(US 4)	Satin Brass
609	(US 5)	Antique Brass
613	(US 10B)	Oil Rubbed Bronze
625	(US 26)	Bright Chromium Plated
626	(US 26D)	Satin Chromium Plated

**Standard Features**

Certification	ANSI/BHMA Certified A156.36-2010, Grade 2 auxiliary lock.	<b>BHMA</b> CERTIFIED
Latch	1 1/8" x 2 1/4", Square corner faceplate, 1" housing diameter, 9/16" throw deadlatch	
Strike	1 1/8" x 2 3/4", Square corner, T-strike, box	
Backset	2 3/8"	
Cylinder	6-Pin solid brass, keyed 6-pin, S123 keyway, keyed different (KD)	
Door Range	1 1/2" – 1 3/4" standard cylinder, 1 1/2" - 2 1/8" interchangeable core cylinder	
Keys	Two nickel silver cut keys per lock, 6-pin, S123 section	
Trim Rings	7/16" and 1/8" Wrought brass or bronze, reinforced with security inserts	

# B250 · Functions

ANSI/BHMA Certified A156.36-2010, Grade 2 auxiliary lock.

## Bored Deadlatch Locks

SCHLAGE ANSI

**B250PD E0122**



### Single Cylinder Deadlatch (Night Latch)

*Deadlocking latchbolt retracted by key from outside or by inside turn unit. Rotating turn unit and activating hold-back feature keeps latch retracted.*

**B252PD E0112**



### Double Cylinder Deadlatch\*

*Deadlocking latchbolt retracted by key from either side. No hold-back feature.*

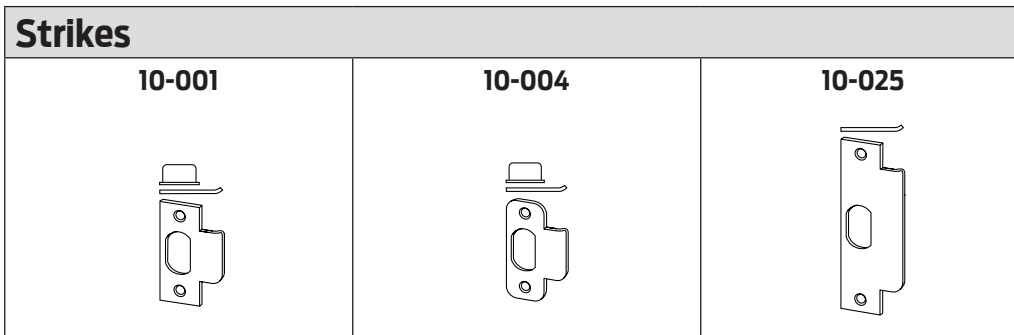
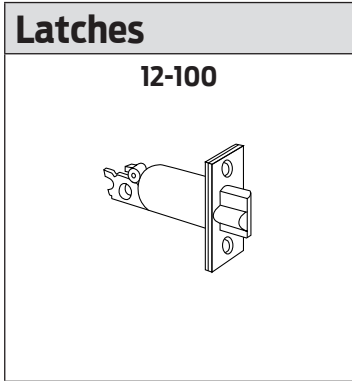
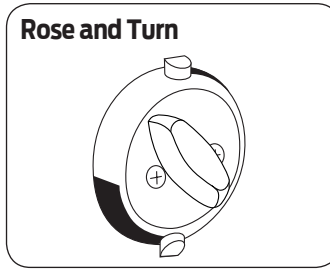
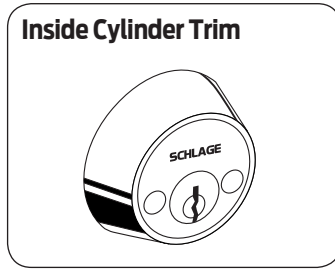
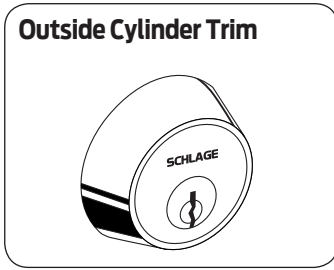
DEADBOLT

B250-4

B500-Series

B600/700/800-Series

\* **Caution:** Double cylinder locks on residences and any door in any structure which is used for egress are a life safety hazard in times of emergency and their use is not recommended. Installation should be in accordance with existing codes only.



Function	Description	Finishes			Cylinder Adjustments		
		626	605 606 609 625	613	JD	RD	TD***
<b>Single Cylinder Function</b>							
B250PD	Single Cylinder Outside, Holdback Turn Inside	\$238	\$244	\$254	-30	33	
<b>Double Cylinder Function</b>							
B252PD	Double Cylinder	264	270	280	-60	66	
*	Full size core furnished 1-bitted with two 6-pin keys unless otherwise specified. Not available with 0-bitted interchangeable cores.						
**	Full size construction core locks assessed a one-time non-refundable handling charge (50-231) per core						
***	Temporary cores (TD and HD options) require non-refundable core handling charge (50-231) of \$9.00 and will be added to the price of the lock.						
	Control Keys are not furnished with locks and must be ordered separately. See Keys & Keying.						
	For all restricted keyways (Everest D, Everest 29 T, Quad, Numbered, Reversed) add \$15.00. This does not apply to Primus cylinders.						
	SL Cylinder with Everest B or Everest R keyways add \$15.00						
	See Terms and Conditions for ordering information and requirements.						
*Ordering instructions: To change cylinder type from default 6-pin standard, change lock suffix as appropriate Ex: B250RD 626 for B250 function with FSIC in 626 finish*							

DEADBOLT

B250-6

B500-Series

B600/700/800-Series

DeadLatches		
Specify	Description	List Price Adjustment
12-100	Square corner, 1 1/8" x 2 1/4", 2 3/8" backset, 1" housing diameter, standard latch	N/C
12-103	Square corner, 1 1/8" x 2 1/4", 2 3/4" backset, 1" housing diameter	
Ordering instructions: specify desired latch on order only if requesting different from standard.		

Strikes		
Specify	Description	List Price Adjustment
10-001	Square corner, T-strike, box, 1 1/8" x 2 3/4", 1 1/8" lip length, standard strike	N/C
10-001 xx	Square corner, T-strike, box, 1 1/8" x 2 3/4", specify lip length (xx) as 1", 1 1/4", 1 1/2", 1 3/4", 2"	\$6.50
10-004	Round corner (1/4" radius), T-strike, box 1 1/8" x 2 3/4", 1 1/8" lip length	N/C
10-025 1316	ANSI, no box, 1 1/4" x 4 7/8", 1 3/16" lip length	6.50
10-025 xx	ANSI, no box, 1 1/4" x 4 7/8", specify lip length (xx) as 1 3/8" or 1 1/2"	12.70
K510-066	Box for ANSI strike	N/C
Ordering instructions: specify desired strike on order only if requesting different from standard.		

Locks Less Components		
Specify	Description	List Price Adjustment
LLL for deadlatch	Less deadlatch Example: B250PD 605 LLL 10-001	-18.30
LLL for strike	Less strike Example: B250PD 605 12-100 LLL	-5.40
Ordering instructions: specify on order only if requesting different from standard.		

Non-Standard Door Thickness		
Specify	Description	List Price Adjustment
Door Thickness	Over 1 3/4" - 2 1/4"	N/C
Door Thickness	Over 2 1/4" - 2 3/4"	\$90.10
Ordering instructions: Specify desired thickness on order only if requesting different from standard. EX: B250PD 626 2"		

Tamper Resistant and Torx® Screws		
Specify	Description	List Price Adjustment
X suffix	Cross recessed mounting screws and drive pins for B250PD	N/C
Torx Screws	Latch and strike screws	\$18.50
Ordering instructions: specify on order only if desired option. EX: B250PDX 626 Torx Screws.		

Special Options ⌘ Extended Lead Time Not subject to standard discount terms		
Specify	Description	List Price Adjustment
Door Thickness + XB03-330	B250PD for doors over 2 3/4" - 5 9/16"	\$102.00
Door Thickness + XB03-427	B252PD for doors over 2 3/4" - 5 9/16"	123.00
XB09-062	B250PD less holdback function (substitutes B400 turn)	30.60
Ordering instructions: specify on order only if desired option. EX: B250PD 626 5" XB03-330.		

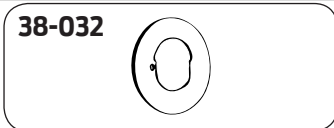
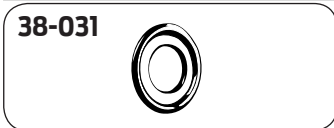
Latches & Strikes		Available Finishes					
		605	606	609	612	613	625
Part Number	Description	Price Each					
<b>Deadlatches</b>							
12-100	Square corner, 1 1/8" x 2 1/4", 2 3/8" backset, 1" housing diameter, standard latch	\$76.30					
12-103	Square corner, 1 1/8" x 2 1/4", 2 3/4" backset, 1" housing diameter						
39-030	Rabbeted latch and strike kit, 605 and 626 finish only (adapts square corner & 2 3/4" high square corner strikes to 1/2" rabbeted door and frame preps)	50.50					
<b>Strikes</b>							
10-001	Square corner, T-strike, box, 1 1/8" x 2 3/4", 1 1/8" lip length (standard strike)	\$6.20					
10-001 xx	Square corner, T-strike, box, 1 1/8" x 2 3/4", specify lip length (xx) as 1", 1 1/4", 1 1/2", 1 3/4", 2"	13.40					
10-004	Round corner (1/4" radius), T-strike, box 1 1/8" x 2 3/4", 1 1/8" lip length	10.40					
10-025 1316	ANSI, no box, 1 1/4" x 4 7/8", 1 3/16" lip length	13.60					
10-025 xx	ANSI, no box, 1 1/4" x 4 7/8", specify lip length as 1 3/8" or 1 1/2"	39.50					
C603-623	Box for T-strike (finish not applicable)	0.60					
K510-066	Box for ANSI strike (finish not applicable)	6.30					

Ordering Instructions: Specify part number and finish.




Trim		Available Finishes					
		605	606	609	612	613	625
Part Number	Description	Price Each					
B202-671	Rose and turn without holdback	\$44.80					
B202-672	Rose and turn with holdback	69.10					
B502-711	Support (anchor) for B270 turn mounting screws (finish not applicable)	4.80					
B502-815	Blank inside rose with exposed screws for B251, available 605 and 626 finish only	26.10					

Ordering Instructions: Specify part number and finish if applicable.



Adapters		Available Finishes		
		605	613	626
Part Number	Description	Price Each		
38-016	Adapter ring kit for double cylinder locks used in 2 1/8" hole contains: (2) 38-031	\$27.50		
38-017	Adapter ring kit for single cylinder locks used in 2 1/8" hole contains: (1) 38-031 and (1) 38-032	36.10		
38-031	2 1/2" diameter adapter ring for 2 1/8" door prep, mounted under cylinder	16.50		
38-032	2 7/8" diameter adapter ring for 2 1/8" door prep, mounted under turn units/blank roses	23.60		

Ordering Instructions: Specify part number and finish.



Door Reinforcements		Price Each
A501-565	Reinforcer for 1 3/8" thick nonreinforced metal doors, fits both 7/8" and 1" diameter housings (2 required per lock)	\$17.10
A501-566	Reinforcer for 1 3/4" thick nonreinforced metal doors, fits both 7/8" and 1" diameter housings (2 required per lock)	

Ordering Instructions: Specify part number.

DEADBOLT

B250-8

B500-Series

B600/700/800-Series

Screws							605	606	609	612	613	625	626	
Available Finishes							.	.	.	.	.	.	.	.
Part Number	Specify Finish	Description		Application		Price Each (Order in multiples of 100)								
		Size	Type	Use with:	Door Thickness									
<b>Single Cylinder, B250PD</b>														
B520-086	.	10-32 x 2 1/4"	POH machine	7/16" & 1/8" trim rings	5-Pin	15/16" – under 1 11/16"	\$0.92							
				7/16" trim ring		1 11/16" – 1 15/16"								
				(2) 1/8" trim rings	6-Pin	15/16" – under 1 7/16"								
				7/16" & 1/8" trim rings		1 7/16" – 1 13/16"								
B520-087	.	10-32 x 2 5/8"		7/16" trim ring	5-Pin	over 1 15/16" – 2 1/4"								
				1/8" trim ring		over 2 1/4" – 2 9/16"								
				7/16" & 1/8" trim rings	6-Pin	over 1 13/16" – 1 15/16"								
				7/16" trim ring		over 1 15/16" – 2 9/16"								
1/8" trim ring	over 2 9/16" – 2 3/4"													
<b>Double Cylinder, B252PD</b>														
B520-267		10-32 x 2 1/2"	Cross recess	7/16" & 1/8" trim rings	5-Pin	15/16" – under 1 11/16"	\$2.20							
				7/16" trim ring		1 11/16" – 1 15/16"								
				1/8" trim ring		2 7/16" – 2 11/16"								
B520-268		10-32 x 2 3/4"		7/16" & 1/8" trim rings	5-Pin	over 1 7/16" – under 1 11/16"								
				7/16" trim ring		over 1 15/16" – under 2 7/16"								
				1/8" trim ring	6-Pin	over 2 11/16" – 2 7/8"								
				7/16" & 1/8" trim rings		1 7/16" – under 1 9/16"								
B520-269		10-32 x 3"		7/16" trim ring	6-Pin	over 1 11/16" – 2 3/16"								
				1/8" trim ring		over 2 11/16" – 2 13/16"								
				(4) 1/8" trim rings	6-Pin	1 3/16" – under 1 7/16"								
				7/16" & 1/8" trim rings		1 9/16" – 1 15/16"								
7/16" trim ring	over 2 13/16" – 2 11/16"													
1/8" trim ring	over 2 13/16" – 3 1/8"													
B520-271	.	Drive pin		–		–	0.92							
<b>Interchangeable Core, Single Cylinder, B250RD</b>														
B520-086	.	10-32 x 2 1/4"	POH machine	1" & 1/8" trim rings		15/16" – 1 1/2"	\$0.92							
				1" trim ring		over 1 1/2" – 2 1/8"								
B520-087	.	10-32 x 2 5/8"		1" trim ring		over 2 1/8" – 2 3/8"								
				7/16" & 1/8" trim rings		over 2 3/8" – 2 5/8"								
				7/16" trim ring		over 2 5/8" – 3 1/8"								
<b>Interchangeable Core, Double Cylinder, B252RD</b>														
B520-269		10-32 x 3"	Cross recess	1" & 1/8" trim rings		15/16" – 1 5/8"	\$2.20							
				1" trim ring		over 1 5/8" – 2 1/8"								
				7/16" & 1/8" trim rings		over 2 1/8" – 2 3/8"								
				1" trim ring		over 2 3/8" – 2 5/8"								
B520-271	.	Drive pin		–		–	0.92							
<b>All Functions</b>														
C603-256	.	12-24 x 1"	PFH	ANSI strike		–	\$0.92							
C603-897	.	8 x 3/4"	combo	Latch and strike		–	0.78							

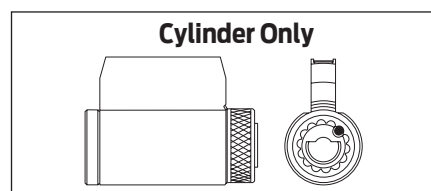


Tailpiece and Screw Packs												
Available Finishes						605	606	609	612	613	625	626
						.	.	.	.	.	.	.
Part Number	Description	Price Each										
<b>Single Cylinder, B250PD</b>												
B202-509	For 1 3/8" - 1 3/4" doors	contains: (1) B202-558 tailpiece C203-312 (2) B520-086 screws										\$18.50
<b>Double Cylinder, B252PD</b>												
B202-560	5 pin cyl, for 1 1/2" - 1 3/4", 2 1/2" doors	contains: (2) B202-370 tailpiece (2) B202-580 tailpieces (2) B520-267 screws (2) B520-271 screws										\$16.10
B220-043	6 pin cyl, for 1 3/4" doors only	contains: (2) B202-369 tailpieces (2) B520-269 screws										
<b>Latch &amp; Strike Screws, All functions, Standard T Strike</b>												
B202-517	Latch and strike screws	contains: (4) C603-897 screws										\$7.20
Ordering Instructions: Specify part number and finish.												

Torx Screw Packs												
Available Finishes						605	606	609	612	613	625	626
						.	.	.	.	.	.	.
Part Number	Description	Price Each										
C203-311	Latch and standard strike	contains: (4) C503-766 (T-15)										\$18.50
C203-312	Latch and ANSI strike	contains: (2) C503-766 (T-15) (2) L583-371 (T-20)										
Notes: Torx screw packs are furnished with the appropriate T-xx installation tool(s)												
Ordering Instructions: Specify part number and finish.												

Special Parts ⚠ Extended Lead Time Not subject to standard discount terms												
Available Finishes						605	606	609	612	613	625	626
						.	.	.	.	.	.	.
Part Number	Description	Price Each										
XQ07-351 xx	10-025 strike, lips through 6" (except 7/8", 1 1/16", 1 3/8" and 1 1/2"). Specify (xx) lip length in part number.											\$125.00
XQ03-493 xx	10-001 strike, lips over 2" through 6". Specify (xx) lip length in part number.											107.00
Ordering Instructions: Specify part number and finish.												

Cylinders Only, B100, B250, B400 E/B			
Description	Part Number	Price Each	
		Open	Restricted
5-Pin C, CE, E, F only	22-001	\$55.00	\$70.00
6-Pin Conventional	22-002		
Everest SL (R/B Keyways only)	91-008		70.00
Primus®	20-729*	123.00	
Primus XP	20-729-XP*		
Everest SL Primus XP (R/B Keyways only)	91-707-XP		123.00
Primus UL 437	20-529*	151.00	
Primus XP UL437	20-529-XP*		
* Must be used in locks with universal housings (B202-824 or B202-825).			



**DEADBOLT**

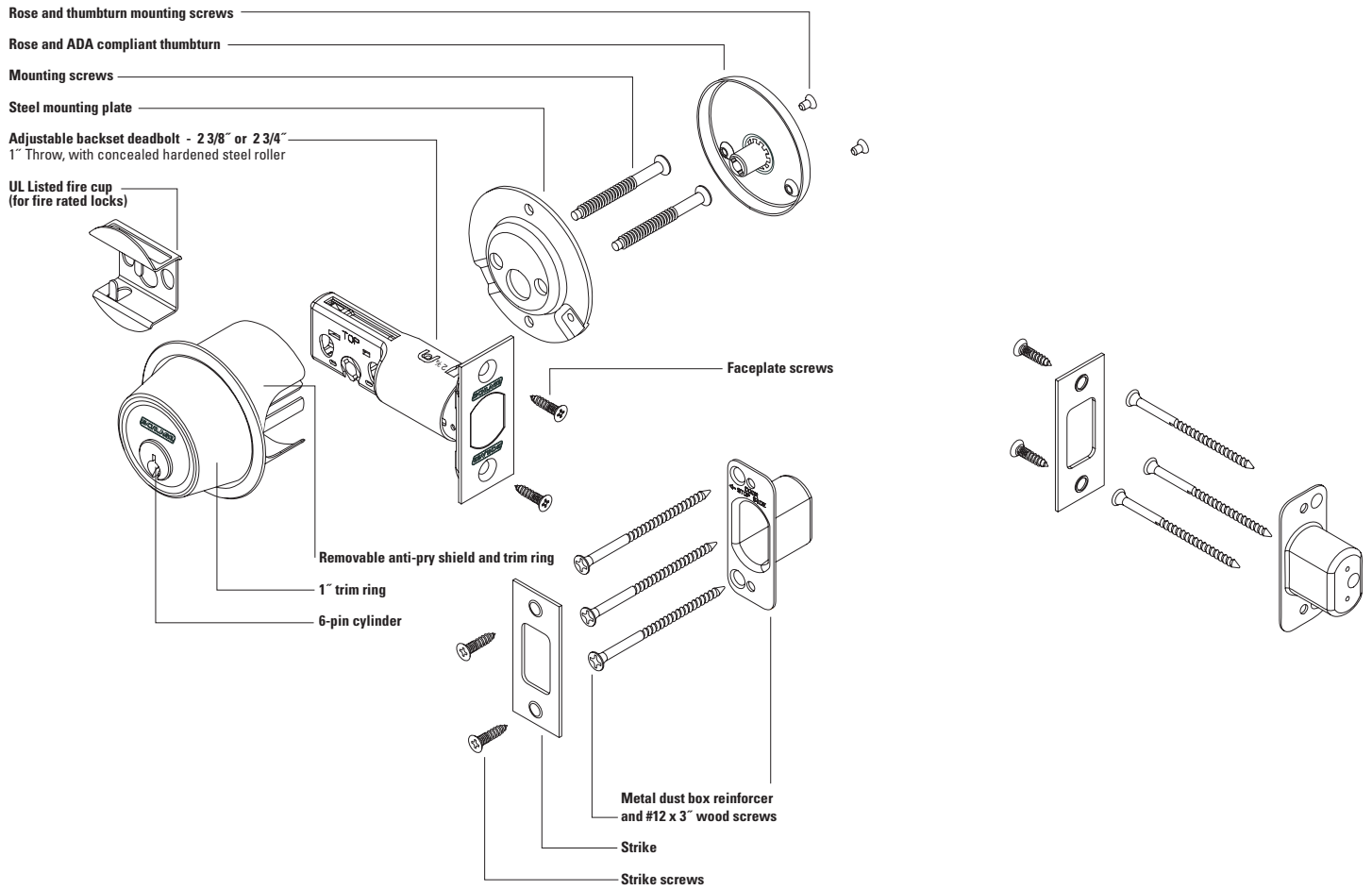
**B250-10**

B500-Series

B600/700/800-Series

# B500 Series

## Grade 2 Deadbolt



DEADBOLT

B250-Series

B500-1

B600/700/800-Series

# B500 Series

## Ordering Procedures

To order Schlage products, descriptive data should be in the same sequence as shown below.

Line Item	Qty	Product	Outside		Inside		Hand	Latch	Strike	Dr Thk	Ext	DIM	Additional Details
			DES	FIN	DES	FIN							
1	10	B560P		626		613		12-289	10-092	214	EE		KA

**Line Item:** Line item number

**Qty:** Quantity

**Product:** Product function + cylinder code

**Outside Des:** Outside lever design, not applicable for deadbolts. Leave blank

**Outside Fin:** Outside finish

**Inside Des:** Inside lever design, not applicable for deadbolts. Leave blank

**Inside Fin:** Inside finish, specify only if different from the outside finish

**Hand:** Hand of door, not applicable for deadbolts. Leave blank

**Latch:** Product latch, leave blank for standard latch or specify part number if non-standard latch is required. LLL = less latch

**Strike:** Product strike, leave blank for standard strike or specify part number if non-standard strike is required. LLL = less strike

**Dr Thk:** Door thickness, leave blank for standard thickness or specify if non-standard. Example: 138 = 1 3/8", 214 = 2 1/4"

**Ext:** Extension, enter one of the following when door thicknesses 2" or greater are specified: EE = Extended Equally, EI = Extended Inside, EO = Extended Outside

**Dim:** Dimension for non-standard strike lip length, not applicable for the B500. Leave blank

**Additional**

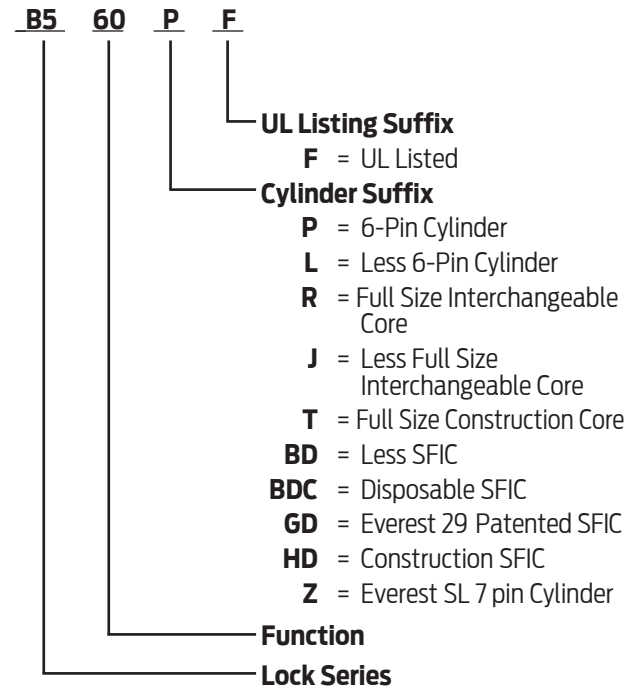
**Details:** Enter additional detail for keying information or special requirements

Common Pricing Information	
1.	Locks are furnished with standard features unless otherwise specified.
2.	Door thickness is 1 3/4" unless otherwise specified.
3.	Split finishes and designs will be priced at the highest list price of the design and/or finish.
4.	Engineering specials are denoted by a part number beginning with "X" and are not subject to standard discounting.
5.	⌚ denotes a lock or part that requires an extended lead time.
6.	👤 denotes a handed product and requires handing to be specified.
7.	For all restricted keyways (Everest D, Everest 29 T, Quad, Numbered, Reversed) add \$15.00. This does not apply to Primus cylinders. See Terms and Conditions for ordering information and requirements.
8.	Locks, keys and cylinders containing restricted keyways require additional documentation to order. Please see Terms and Conditions for the specific requirements.
9.	Keyway must be specified for keyed functions and cylinders. If not specified, default keyway will be S123 for KA, KD and 0-bitted product and S145 for Factory managed masterkey systems.
10.	Multiple keying options are available. Locks and cylinders are furnished KD unless otherwise specified or excepted by notation.
11.	Control Keys for permanent and construction cores are not included with the lock or cylinder and must be ordered separately.
12.	Locks specified with "C" keyway and KD or 0-bitted will receive 6 pin cylinders.
13.	Full Size Interchangeable Cores (FSIC) are furnished 1-bitted unless otherwise specified. If 0-bitted is selected, the order will be entered as 1-bitted. This does not apply to FSIC Primus® cores.
14.	Conventional cylinders, Primus cylinders (conventional and FSIC) can be supplied 0-bitted. If 1-bitted is selected, the order will be entered as 0-bitted.
15.	Available plug face finishes are 606 and 626. For brass or bronze finish colors, the plug face finish is 606. For chrome, nickel or stainless steel finish colors, the plug face finish is 626.
16.	Locks and cylinders will be furnished with 2 keys each as standard. Additional keys will be charge at the additional cut keys charge appropriate for the cylinder/key type

**Table of Contents**

<b>Functions</b>	<b>B500-4</b>
<b>Complete Locks</b>	<b>B500-5</b>
<b>Options</b>	<b>B500-7</b>
Deadbolts .....	B500-7
Strikes .....	B500-7
Locks Less Components .....	B500-7
Non-Standard Door Thickness .....	B500-7
Antimicrobial Coating .....	B500-7
<b>Parts</b>	<b>B500-8</b>
Deadbolts .....	B500-8
Strikes .....	B500-8
Trim .....	B500-8
Adapters .....	B500-9
Door Reinforcements .....	B500-9
Occupancy Indicator Emergency Key .....	B500-9
Individual Screws .....	B500-10
Individual Screw Packs .....	B500-11
Cylinders .....	B500-11
<b>Complete Cylinders</b>	<b>See Cylinders Section</b>
<b>How To Order</b>	<b>Forms &amp; Examples</b>

**Product Identification**



SFIC = Small Format (Best® Style) Interchangeable Core

**Finish Codes and Descriptions**

Code		Description
605	(US 3)	Bright Brass
606	(US 4)	Satin Brass
609	(US 5)	Antique Brass
612	(US 10)	Satin Bronze
613	(US 10B)	Oil Rubbed Bronze
619	(US 15)	Satin Nickel
625	(US 26)	Bright Chromium Plated
626	(US 26D)	Satin Chromium Plated
626AM		Antimicrobial Coating on Satin Chromium
643e		Aged Bronze

**Standard Features**

Certification	ANSI A156.36, 2010, Grade 2. Available UL Listed for 3-hour fire door (except B562 and B571) With FSIC Interchangeable Core Cylinders: Grade 2 With SFIC Interchangeable Core Cylinders: Grade 3
Deadbolt Strike	1" x 2 1/4", Square corner faceplate, 1" housing diameter, 1" throw
Backset	1 1/8" x 2 3/4", Square corner, box
Cylinder	Adjustable for 2 3/8" or 2 3/4"
Door Range	6-Pin solid brass, keyed 6-pin, S123 keyway, keyed different (KD)
Keys	1 3/8" – 1 7/8" standard cylinder or thumbturn only, 1 5/8" - 2" interchangeable core cylinder
Reinforcement	Two cut keys per lock, 6-pin, S123 section
Trim Ring	Metal dust box reinforcer with three - 3" screws 1" Wrought brass or bronze, reinforced with security insert



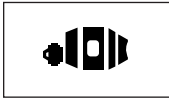
# B500 · Functions

ANSI A156.36-2010, Grade 2. Available UL Listed for 3-hour fire door.

## Bored Deadbolt Locks

SCHLAGE ANSI

**B560P E0152**



### Single Cylinder Deadbolt Lock

Deadbolt thrown or retracted by key from outside or by inside turn unit. Bolt automatically deadlocks when fully thrown.

**B561P E0162**



### One-Way Deadbolt Lock

Deadbolt thrown or retracted by key only. Blank plate inside. Bolt automatically deadlocks when fully thrown.

**B562P E0142**



### Double Cylinder Deadbolt Lock\*

Deadbolt thrown or retracted by key either side. Bolt automatically deadlocks when fully thrown.

**B563P E0172**



### Classroom Deadbolt Lock

Deadbolt thrown or retracted by key outside. Inside turn unit will retract bolt only. Bolt automatically deadlocks when fully thrown.

**B571**



### Door Bolt Occupancy Indicator

Deadbolt thrown or retracted by inside turn unit. Occupancy indicator on outside (reads either in use or vacant). Can use either 2 1/8" or 1 1/2" cross bore prep. Not UL Rated.

**B580 E0192**



### Door Bolt

Deadbolt thrown or retracted by turn unit only. No outside trim. Bolt automatically deadlocks when fully thrown. Can use either 2 1/8" or 1 1/2" cross bore prep.

**B581 E01112**



### Door Bolt with Trim

Deadbolt thrown or retracted by turn unit only. Outside blank plate. Bolt automatically deadlocks when fully thrown. 1 1/2" cross bore prep.

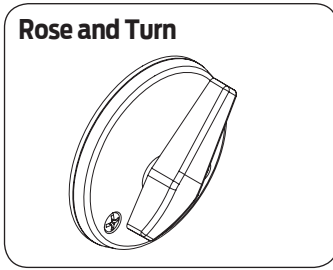
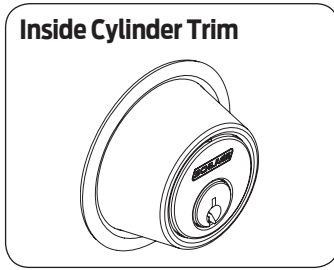
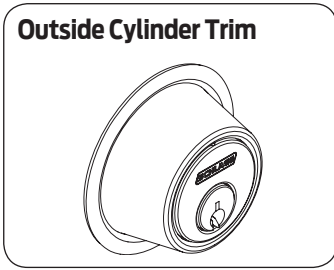
\* **Caution:** Double cylinder locks on residences and any door in any structure which is used for egress are a life safety hazard in times of emergency and their use is not recommended. Installation should be in accordance with existing codes only.

DEADBOLT

B250-Series

B500-4

B600/700/800-Series



**Latches**

<p><b>12-288</b> Standard</p>	<p><b>12-289</b></p>	<p><b>12-290</b></p>	<p><b>12-287</b></p>
-----------------------------------	----------------------	----------------------	----------------------

**Strikes**

<p><b>10-094</b> Standard</p>	<p><b>10-064</b></p>	<p><b>10-087</b></p>	<p><b>10-092</b></p>	<p><b>10-095</b></p>	<p><b>10-108</b></p>
-----------------------------------	----------------------	----------------------	----------------------	----------------------	----------------------

# B500 - Complete Locks

DEADBOLT

B250-Series

B500-6

B600/700/800-Series

Function	Description	Finishes			Cylinder Adjustments			
		626	643e	613	L	J BD BDC	R T***	GD HD***
		605 606 609 612 619 625						
<p>J = Less FSIC (Full Size Interchangeable Core)                      L = Less Standard Cylinder                      R* = FSIC (Full Size Interchangeable Core)                      T** = Full Size Construction Core                      BD = Less SFIC (Small Format Interchangeable Core)                      BDC = Disposable SFIC                      GD = Everest 29 Patented SFIC                      HD ** = Construction SFIC</p>								
<b>Keyless</b>								
B580	No trim x thumbturn	\$55	\$61	\$71				
B580F	No trim x thumbturn, fire rated	62	68	78				
B581	Blank plate x thumbturn	55	61	\$71				
B581F	Blank plate x thumbturn, fire rated	62	68	78				
B571	Occupancy indicator x thumbturn (includes 61-509 emergency release key)	58	64	74				
<b>Keyed, Single Cylinder</b>								
B560P	Cylinder x thumbturn	\$72	\$78	\$88	-16	+26	+90	+98
B560PF	Cylinder x thumbturn, fire rated	78	84	94				
B561P	One-way cylinder x blank plate	72	78	88				
B561PF	One-way cylinder x blank plate, fire rated	78	84	94				
B563P	Classroom cylinder outside, retraction turn inside	75	81	91				
B563PF	Classroom cylinder outside, retraction turn inside, fire rated	81	87	97				
<b>Keyed, Double Cylinder</b>								
B562P	Double Cylinder	\$96	\$102	\$112	-32	+39	+154	+170
*	Full size core furnished 1-bitted with two 6-pin keys unless otherwise specified. Not available with 0-bitted interchangeable cores.							
**	Interchangeable construction core locks assessed a one-time non-refundable handling charge (50-231) per core.							
***	Temporary cores (TD and HD options) require non-refundable core handling charge (50-231) of \$9.00 and will be added to the price of the lock.							
	Interchangeable cores available 1 5/8" - 2" doors only.							
	Control Keys are not furnished with locks and must be ordered separately. See Keys & Keying.							
	For all restricted keyways (Everest D, Everest 29 T, Quad, Numbered, Reversed) add \$15.00. This does not apply to Primus cylinders. See Terms and Conditions for ordering information and requirements.							
	SL Cylinder with Everest B or Everest R keyways add \$15.00.							
Ordering instructions: To change cylinder type from default 6-pin standard, change lock suffix as appropriate. Ex: B560R 626 for B560 function with FSIC in 626 finish.								



<b>Deadbolts</b>		
<b>Specify</b>	<b>Description</b>	<b>List Price Adjustment</b>
<b>Non fire-rated locks</b>		
12-288	Square corner, 1" x 2 1/4", adjustable 2 3/8" or 2 3/4" backset, 1" housing dia., standard deadbolt	<b>N/C</b>
12-289	Round corner (1/4" radius), 1" x 2 1/4", adjustable 2 3/8" or 2 3/4" backset, 1" housing dia.	
12-290	Circular drive in deadbolt, adjustable 2 3/8" or 2 3/4" backset, 626 finish only	
12-287	Triple Option - 1/4" radius round corner faceplate w/ 1" x 2 1/4" square corner and circular faceplates, adjustable 2 3/8" or 2 3/4" backset, 1" housing dia.	
12-291	Square corner, 1 1/8" x 2 1/4", adjustable 2 3/8" or 2 3/4" backset. 1" housing dia.	
<b>Fire-rated (UL Listed) locks</b>		
12-294	Square corner, 1" x 2 1/4", adjustable 2 3/8" or 2 3/4" backset, 1" housing dia., standard fire-rated (UL Listed) deadbolt	<b>N/C</b>
12-633	Square corner, 1" x 2 1/4", 5" backset, 1" housing dia.	<b>22.80</b>
Ordering instructions: specify desired deadbolt on order only if requesting different from standard.		

<b>Strikes</b>			
<b>Specify</b>	<b>Description</b>	<b>List Price Adjustment</b>	
10-064	Circular drive-in, thimble strike, 1 3/16" dia., 626 finish only.	<b>N/C</b>	
10-087	ANSI, box, 1 1/4" x 4 7/8", 1 3/16" lip	<b>\$6.10</b>	
10-092	Round corner (1/4" radius), 1 1/8" full lip, no box, 1 5/8" x 2 1/4"	<b>N/C</b>	
10-094	Square corner, no box, 1 1/8" x 2 3/4", standard		
10-095	Square corner, full 1 1/8" lip, no box, 1 5/8" x 2 1/4"		
10-103	Round corner (1/4" radius), 1" x 2 1/4", no reinforcement strike provided 605, 609, 630 only		
10-104	Round corner (1/4" radius), 1 1/4" x 3 5/8", 4 hole, no reinforcement strike provided. 605, 609, 620, 630 only		
10-108	Round corner, 1 1/8" x 2 3/4", no box		
J250-028	2" strike reinforcement screws. 605, 609, 630, 643e only		
37-016	Strike reinforcer, use with 10-094 or 10-108		
Ordering instructions: specify desired strike on order only if requesting different from standard.			

<b>Locks Less Components</b>		
<b>Description</b>	<b>Specify</b>	<b>List Price Adjustment</b>
Less deadbolt	LLL for deadbolt Example: B560P 605 LLL 10-092	<b>-\$11.70</b>
Less strike	LLL for strike Example: B560P 605 12-288 LLL	<b>-4.70</b>
Less standard cylinder (B560)	L cylinder suffix Example: B560L	<b>-15.60</b>
Less standard cylinder (B562)	L cylinder suffix Example: B562L	<b>-31.30</b>
Ordering instructions: specify on order only if requesting different from standard.		

<b>Non-Standard Door Thickness</b>		
<b>Specify</b>	<b>Description</b>	<b>List Price Adjustment</b>
Door Thickness	Extended Equally (EE) for over 1 3/4" - 2 1/4" doors (except interchangeable core locks)	<b>N/C</b>
Door Thickness	Extended Equally (EE) for 1 3/8" to 1 5/8" doors (for interchangeable core locks)	<b>\$7.90</b>
Ordering instructions: specify desired thickness on order only if requesting different from standard. EX - B560P 626 2"		

<b>Antimicrobial Coating</b>		<b>Extended Lead Time</b>
<b>Specify</b>	<b>Description</b>	<b>List Price Adjustment</b>
Finish as 626AM	Antimicrobial coating applied to inside thumbturn and rose, outside trim ring and cylinder faceplate	<b>\$16.30</b>
Ordering instructions: specify on order only if desired option. Ex: B560P 626AM		

DEADBOLT

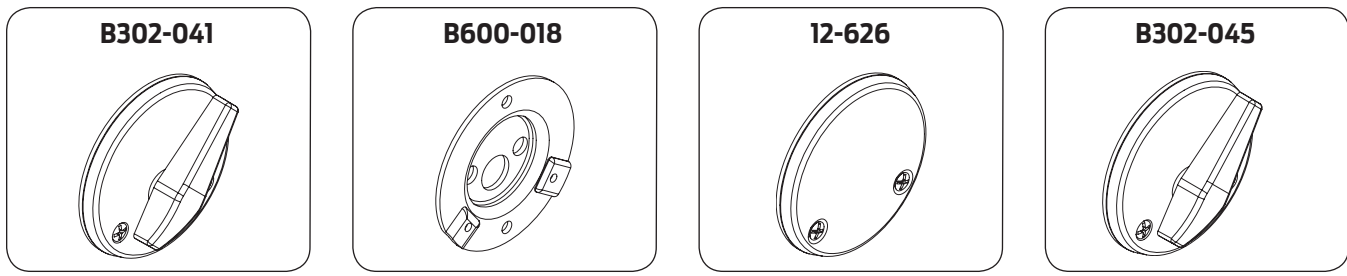
B250-Series

B500-8

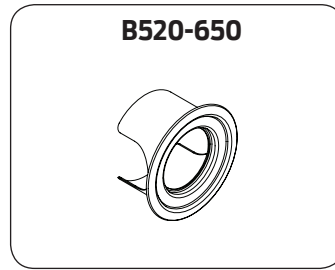
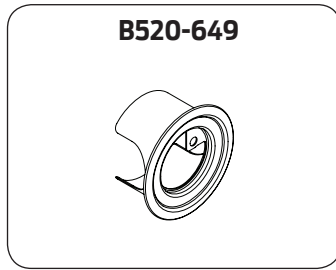
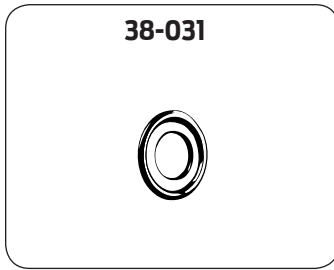
B600/700/800-Series

Deadbolts		605	606	609	612	613	619	625	626	643e
Available Finishes		▪	▪	▪	▪	▪	▪	▪	▪	▪
Part Number	Description	Price Each								
12-288	Square corner, 1" x 2 1/4", adjustable 2 3/8" or 2 3/4" backset, 1" housing dia., standard deadbolt	<b>\$32.20</b>								
12-289	Round corner (1/4" radius), 1" x 2 1/4", adjustable 2 3/8" or 2 3/4" backset, 1" housing dia.									
12-290	Circular drive in deadbolt, adjustable 2 3/8" or 2 3/4" backset, 1" housing dia., 626 finish only	<b>36.50</b>								
12-287	Triple Option - 1/4" radius round corner faceplate w/ 1" x 2 1/4" square corner and circular faceplates, adjustable 2 3/8" or 2 3/4" backset, 1" housing dia.	<b>37.30</b>								
12-291	Square corner, 1 1/8" x 2 1/4", adjustable 2 3/8" or 2 3/4" backset, 1" housing dia.	<b>36.50</b>								
12-633	Square corner, 1 1/8" x 2 1/4", 5" backset, 1" housing dia.	<b>80.60</b>								
39-030	Rabbeted deadbolt and strike kit, adapts square corner latches and 2 3/4" high square corner strikes to 1/2" rabbeted door and frame preparations, 605 and 626 only	<b>50.50</b>								
Ordering Instructions: Specify part number and finish.										

Strikes		605	606	609	612	613	619	625	626	643e
Available Finishes		▪	▪	▪	▪	▪	▪	▪	▪	▪
Part Number	Description	Price Each								
10-064	Circular drive-in, thimble strike, 1 3/16" diameter, 626 finish only	<b>\$14.50</b>								
10-087	ANSI, box, 1 1/4" x 4 7/8", 1 3/16" lip	<b>19.80</b>								
10-092	Round corner (1/4" radius), 1 1/8" full lip, no box, 1 5/8" x 2 1/4"	<b>7.50</b>								
10-094	Square corner, no box, 1 1/8" x 2 3/4", standard	<b>12.10</b>								
10-095	Square corner, full 1 1/8" lip, no box, 1 5/8" x 2 1/4"	<b>7.80</b>								
10-103	Round corner (1/4" radius), 1" x 2 1/4", no reinforcement strike provided (Available 605, 609, 630 only)	<b>2.30</b>								
10-104	Round corner (1/4" radius), 1 1/4" x 3 5/8", 4 hole, no reinforcement strike provided. 605, 609, 620, 630 only	<b>2.50</b>								
10-108	Round corner, 1 1/8" x 2 3/4", no box	<b>15.30</b>								
10-112	Metal dust box and 3 screws, use with 10-094 and 10-108. Finish not applicable	<b>11.10</b>								
37-016	Strike reinforcer, use with 10-094 and 10-108. Finish not applicable	<b>13.60</b>								
Ordering Instructions: Specify part number and finish if applicable										



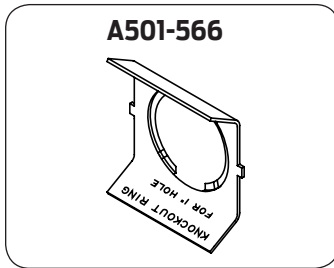
Trim		605	606	609	612	613	619	625	626	643e
Available Finishes		▪	▪	▪	▪	▪	▪	▪	▪	▪
Part Number	Description	Price Each								
B302-041	Rose and turn	<b>\$38.70</b>								
B600-018	Mounting plate for rose and turn. Finish not applicable	<b>8.90</b>								
12-626	Blank rose, exposed screws	<b>22.00</b>								
38-034	Blank mounting plate kit for use on one side of B580	<b>84.00</b>								
B302-045	Classroom rose and turn	<b>38.70</b>								
Ordering Instructions: Specify part number and finish if applicable.										



**Accessories and Adapters**

Available Finishes		605	606	609	612	613	619	625	626	643e
		▪	▪	▪	▪	▪	▪	▪	▪	▪
Part Number	Description	Price Each								
38-031	2 1/2" diameter adapter ring for 2 1/8" door prep, mounted under cylinder	<b>\$16.50</b>								
B520-649	Trim ring w/ shield for B560/B562	<b>20.40</b>								
B520-650	Trim ring w/ shield for Interchangeable Core functions	<b>20.40</b>								
A501-878	Faceplate adapter to adapt 1" faceplate to 1 1/8" door preparation	<b>0.70 (order in multiples of 100)</b>								

Ordering Instructions: Specify part number and finish if applicable.



**Door Reinforcements**

Part Number	Description	Price Each
A501-565	Reinforcer for 1 3/8" thick nonreinforced metal doors, fits both 7/8" and 1" diameter housings (2 required per lock)	<b>\$17.10</b>
A501-566	Reinforcer for 1 3/4" thick nonreinforced metal doors, fits both 7/8" and 1" diameter housings (2 required per lock)	
37-016	Door frame strike reinforcer	<b>13.60</b>

Ordering Instructions: Specify part number.

**Occupancy Indicator Emergency Key**

Part Number	Description	Price Each
61-509	Emergency release key, standard size, for B571 occupancy indicator deadbolt. Includes one key, ring, and instruction tag	<b>\$9.40</b>
61-510	Emergency release key, large size, for B571 occupancy indicator deadbolt. Includes one key, ring, and instruction tag	<b>18.20</b>

Ordering Instructions: Specify part number.

DEADBOLT

B250-Series

B500-9

B600/700/800-Series

DEADBOLT

B250-Series

B500-10

B600/700/800-Series

Individual Screws							605	606	609	612	613	619	625	626	643e	
Available Finishes							.	.	.	.	.	.	.	.	.	.
Part Number	Specify Finish	Description		Application		Price Each (Order in multiples of 100)										
		Size	Type	Use with:	Door Thickness											
<b>Keyless, B580</b>																
B600-066	.	6-32 x 1/4"	PH mach.	Turn	—	\$2.10										
B600-048		8-32 x 1/2"	PH mach.	Mounting plate	—	0.88										
F506-359		8 x 3/4"	RH wood	Mounting plate	—	0.40										
<b>Keyed, Single Cylinder, B560P, B563P</b>																
B600-100		1/4"-28 x 1 15/16"	POH mach.	Mounting	1 3/8" - 1 3/4"	\$2.10										
B600-101		1/4"-28 x 2 1/2"	POH mach.	Mounting	over 1 3/4" - 2 1/4"											
B600-066	.	6-32 x 1/4"	PH mach.	Turn	—											
B520-298		10-32 x 3/8"	PH mach.	Anti-pry shield	—	0.68										
<b>Keyed, Single Cylinder, B560GD, B563GD, B560R, B563R</b>																
B600-100		1/4"-28 x 1 15/16"	POH mach.	Mounting	1 3/8" - 2 1/4"	\$2.10										
B600-066	.	6-32 x 1/4"	PH mach.	Turn	—											
<b>Keyed, Double Cylinder, B562P</b>																
B600-047		1/4"-28 x 3 13/64"	PH mach.	Mounting	1 3/8" - 1 3/4"	\$2.10										
B600-078		1/4"-28 x 3 29/64"	PH mach.	Mounting	over 1 3/4" - 2 1/4"											
B520-298		10-32 x 3/8"	PH mach.	Anti-pry shield	—	0.68										
<b>Keyed, Double Cylinder, B562GD, B562R</b>																
B600-053		1/4"-28 x 2 61/64"	PH mach.	Mounting	1 3/8" - 2 1/4"	\$2.10										
B520-298		10-32 x 3/8"	PH mach.	Anti-pry shield	—	0.68										
<b>Keyless, B571, B581</b>																
B520-662		10-32 x 1 1/8"	POH mach.	Mounting	1 3/8" - 1 3/4"	\$2.10										
B520-663		10-32 x 1 3/4"	POH mach.	Mounting	over 1 3/4" - 2 1/4"											
B600-066	.	6-32 x 1/4"	PH mach.	Turn	—											
<b>All Functions</b>																
C603-897	.	8 x 3/4"	PFH combo	Deadbolt and strike screw	—	\$0.78										
J250-028		8 x 2"	PFH wood	2" strike screw	—	1.70										
R525-256		12 x 3"	PFH wood	3" Metal dust box screw	—	1.70										

Ordering instructions: specify part number and finish if applicable. Order in multiple quantities of 100.

Individual Screw Packs												
Available Finishes				605	606	609	612	613	619	625	626	643e
				.	.	.	.	.	.	.	.	.
Part Number	Door Thickness	Contents		Price Each								
<b>Keyless, B580</b>												
61-506	13/8" – 2 1/4"	(2) B600-048 (2) F605-359 (4) C603-897 (1) B600-018 (2) B600-066		<b>\$15.40</b>								
<b>Keyed, Single Cylinder, B560P, B563P</b>												
61-500	13/8" – 1 3/4"	(1) B600-018 (2) B600-100 (2) B600-066 (4) C603-897		<b>\$12.70</b>								
61-501	over 1 3/4" – 2 1/4"	(1) B600-018 (2) B600-101 (2) B600-066 (4) C603-897										
<b>Keyed, Single Cylinder, B560GD, B563GD, B560R, B563R</b>												
61-500	13/8" – 2"	(1) B600-018 (2) B600-100 (2) B600-066 (4) C603-897		<b>\$12.70</b>								
<b>Keyed, Double Cylinder, B562P</b>												
61-502	13/8" – 1 3/4"	(2) B600-047 (4) C603-897		<b>\$9.60</b>								
61-503	over 1 3/4" – 2 1/4"	(2) B600-078 (4) C603-897										
<b>Keyed, Double Cylinder, B562GD, B562R</b>												
61-507	13/8" – 2"	(2) B600-053 (4) C603-897		<b>\$9.60</b>								
<b>Keyless, B581, B571</b>												
61-504	13/8" – 1 3/4"	(2) B520-662 (4) C603-897 (2) B600-066 (1) B600-018		<b>\$20.00</b>								
61-505	over 1 3/4" – 2 1/4"	(2) B520-663 (4) C603-897 (2) B600-066 (1) B600-018										

Ordering instructions: specify part number and finish.

B500 Series Cylinders - Single Cylinder Deadbolts				
Part Number	Description	Door Thickness	Price Each	
			Open	Restricted
22-003	Conventional	13/8" - 1 3/4"	<b>\$55.00</b>	<b>\$70.00</b>
22-004	Conventional	1 3/4" - 2 1/4"		
20-188	Primus	13/8" – 17/8"	<b>123.00</b>	
20-188-XP	Primus XP	13/8" – 17/8"		
20-189	Primus	17/8" – 2 1/4"		
20-189-XP	Primus XP	17/8" – 2 1/4"		
20-190	Primus UL	13/8" – 17/8"	<b>151.00</b>	
20-190-XP	Primus XP UL	13/8" – 17/8"		
20-191	Primus UL	17/8" – 2 1/4"		
20-191-XP	Primus XP UL	17/8" – 2 1/4"		

B500 Series Cylinders - Double Cylinder Deadbolts*				
Part Number	Description	Door Thickness	Price Each	
			Open	Restricted
22-645	Conventional	13/8" - 1 3/4"	<b>\$55.00</b>	<b>\$70.00</b>
22-646	Conventional	1 3/4" - 2 1/4"		
20-745	Primus	13/8" – 17/8"	<b>123.00</b>	
20-745-XP	Primus XP	13/8" – 17/8"		
20-746	Primus	17/8" – 2 1/4"		
20-746-XP	Primus XP	17/8" – 2 1/4"		
20-545	Primus UL	13/8" – 17/8"	<b>151.00</b>	
20-545-XP	Primus XP UL	13/8" – 17/8"		
20-546	Primus UL	17/8" – 2 1/4"		
20-546-XP	Primus XP UL	17/8" – 2 1/4"		

\* Part numbers for double sided cylinders represent one cylinder only.

DEADBOLT

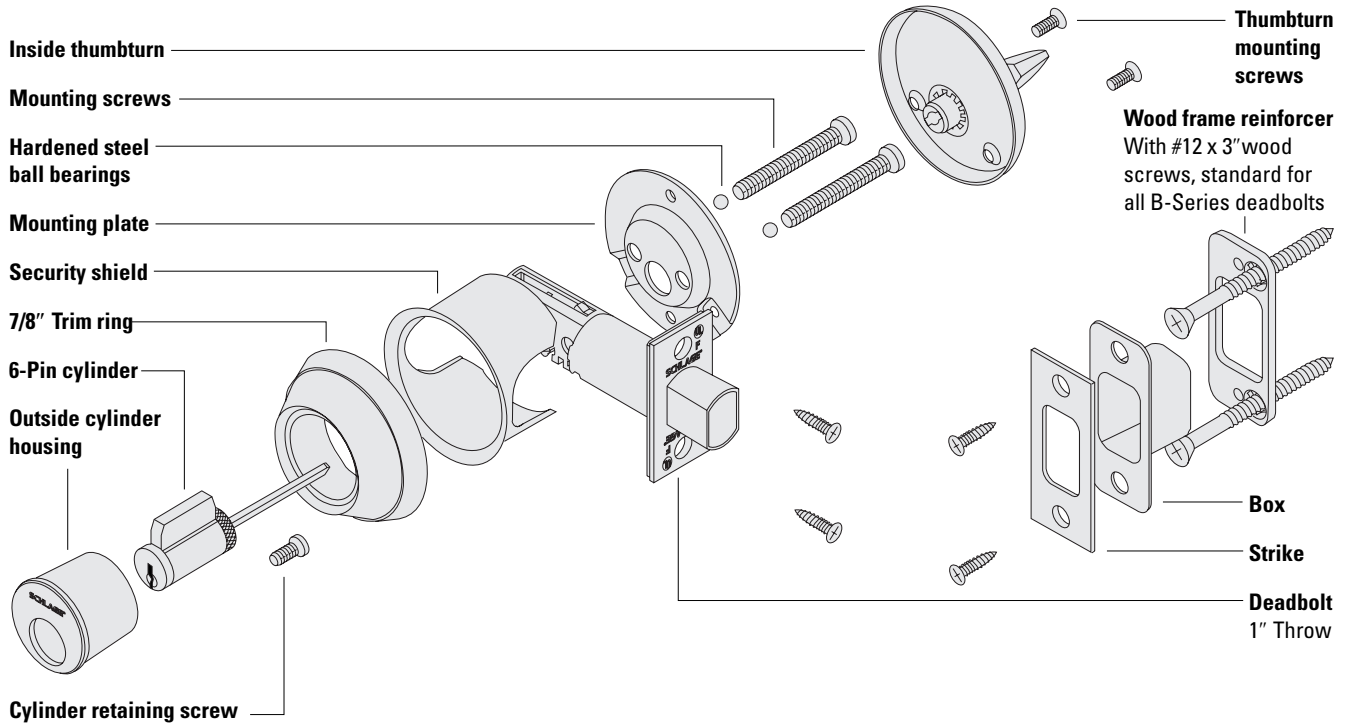
B250-Series

**B500-12**

B600/700/800-Series

# B600/700/800 Series

Grade 1 Deadbolt



DEADBOLT

B250-Series

B500-Series

B600-1

# B600/700/800 Series

## Ordering Procedures

To order Schlage products, descriptive data should be in the same sequence as shown below.

Line Item	Qty	Product	Outside		Inside		Hand	Latch	Strike	Dr Thk	Ext	DIM	Additional Details
			DES	FIN	DES	FIN							
1	10	B660P		626		613		12-630	10-094	214	EE		KA

**Line Item:** Line item number

**Qty:** Quantity

**Product:** Product function + cylinder code

**Outside Des:** Outside lever design, not applicable for deadbolts. Leave blank

**Outside Fin:** Outside finish

**Inside Des:** Inside lever design, not applicable for deadbolts. Leave blank

**Inside Fin:** Inside finish, specify only if different from the outside finish

**Hand:** Hand of door, not applicable for deadbolts. Leave blank

**Latch:** Product latch, leave blank for standard latch or specify part number if non-standard latch is required. LLL = less latch

**Strike:** Product strike, leave blank for standard strike or specify part number if non-standard strike is required. LLL = less strike

**Dr Thk:** Door thickness, leave blank for standard thickness or specify if non-standard. Example: 138 = 1 3/8", 214 = 2 1/4"

**Ext:** Extension, enter one of the following when door thicknesses 2" or greater are specified: EE = Extended Equally, EI = Extended Inside, EO = Extended Outside

**Dim:** Dimension for non-standard strike lip length, not applicable for the B6/7/8. Leave blank

**Additional**

**Details:** Enter additional detail for keying information or special requirements

### Common Pricing Information

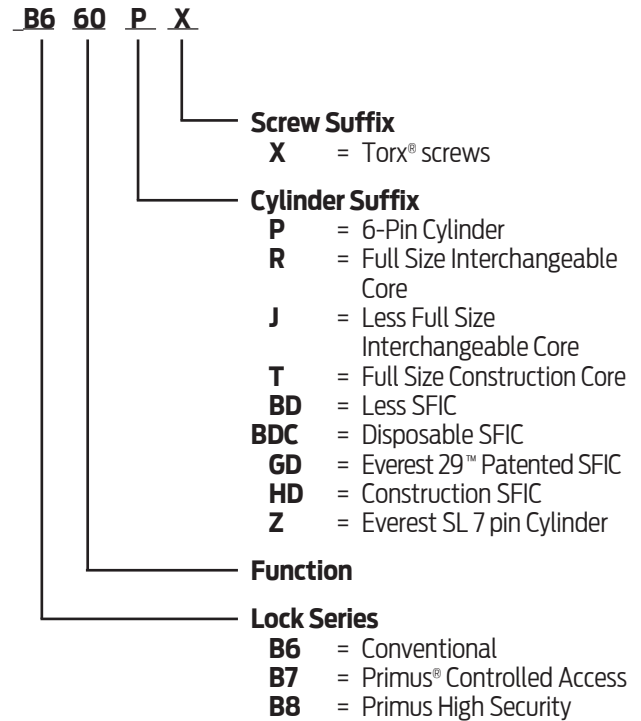
1.	Locks are furnished with standard features unless otherwise specified.
2.	Door thickness is 1 3/4" unless otherwise specified.
3.	Split finishes and designs will be priced at the highest list price of the design and/or finish.
4.	Engineering specials are denoted by a part number beginning with "X" and are not subject to standard discounting.
5.	⌚ denotes a lock or part that requires an extended lead time.
6.	👤 denotes a handed product and requires handing to be specified.
7.	For all restricted keyways (Everest D, Everest 29 T, Quad, Numbered, Reversed) add \$15.00. This does not apply to Primus cylinders. See Terms and Conditions for ordering information and requirements.
8.	Locks, keys and cylinders containing restricted keyways require additional documentation to order. Please see Terms and Conditions for the specific requirements.
9.	Keyway must be specified for keyed functions and cylinders. If not specified, default keyway will be S123 for KA, KD and 0-bitted product and S145 for Factory managed masterkey systems.
10.	Multiple keying options are available. Locks and cylinders are furnished KD unless otherwise specified or excepted by notation.
11.	Control Keys for permanent and construction cores are not included with the lock or cylinder and must be ordered separately.
12.	Locks specified with "C" keyway and KD or 0-bitted will receive 6 pin cylinders.
13.	Full Size Interchangeable Cores (FSIC) are furnished 1-bitted unless otherwise specified. If 0-bitted is selected, the order will be entered as 1-bitted. This does not apply to FSIC Primus® cores.
14.	Conventional cylinders, Primus cylinders (conventional and FSIC) can be supplied 0-bitted. If 1-bitted is selected, the order will be entered as 0-bitted.
15.	Available plug face finishes are 606 and 626. For brass or bronze finish colors, the plug face finish is 606. For chrome, nickel or stainless steel finish colors, the plug face finish is 626.
16.	Specify LKB if 0-bitted Primus cylinders are required "Less Key Blanks." Deduct <b>\$14.60</b> per cylinder.
17.	Locks and cylinders will be furnished with 2 keys each as standard. Additional keys will be charge at the additional cut keys charge appropriate for the cylinder/key type



**Table of Contents**

<b>Functions</b>	<b>B600-4</b>
<b>Complete Locks</b>	<b>B600-5</b>
<b>Options</b>	<b>B600-7</b>
Deadbolts .....	B600-7
Strikes .....	B600-7
Locks Less Components .....	B600-7
Non-Standard Door Thickness .....	B600-7
Antimicrobial Coating .....	B600-7
Tamper Resistant Torx Screws .....	B600-7
<b>Parts</b>	<b>B600-8</b>
Deadbolts .....	B600-8
Strikes .....	B600-8
Trim .....	B600-9
Door Reinforcements .....	B600-9
Screws .....	B600-10
Screw and Ball Bearing Packs .....	B600-10
Torx Screw Packs .....	B600-11
Special Parts .....	B600-11
Cylinders .....	B600-12
<b>Complete Cylinders</b>	<b>See Cylinders Section</b>
<b>How To Order</b>	<b>Forms &amp; Examples</b>

**Product Identification**



SFIC = Small Format (Best® Style) Interchangeable Core

**Finish Codes and Descriptions**

Code		Description
605	(US 3)	Bright Brass
606	(US 4)	Satin Brass
609	(US 5)	Satin Brass, Blackened
612	(US 10)	Satin Bronze
613	(US 10B)	Oil Rubbed Bronze
619	(US 15)	Satin Nickel
625	(US 26)	Bright Chromium Plated
626	(US26D)	Satin Chromium Plated
626AM		Antimicrobial Coating on Satin Chromium
643e	(US11)	Aged Bronze

**Standard Features**

Locks are furnished with standard features unless otherwise specified.



Certification	ANSI/BHMA Certified A156.36-2010, Grade 1 auxiliary lock. With FSIC Interchangeable Core Cylinders: Grade 2 With SFIC Interchangeable Core Cylinders: Grade 3 UL Listed for 3-hour fire door, B800-Series is UL437 listed.
Deadbolt	1 1/8" x 2 1/4", Square corner faceplate, 1" housing diameter, 1" throw
Strike	1 1/8" x 2 3/4", Square corner, box
Backset	2 3/4"
Door Range	1 5/8" - 2" standard cylinder or FSIC; 1 3/4" - 2" SFIC; 1 3/8" - 2 1/2" door bolt only
Reinforcement	Metal dust box reinforcer with two 3" screws
Trim Rings	7/8" Solid brass or bronze
Cylinder	6-Pin solid brass, keyed 6-pin, S123 keyway, keyed different (KD)
Keys	Two nickel silver cut keys per lock, 6-pin, S123 section

# B600/700/800 · Functions

ANSI/BHMA Certified A156.36-2010, Grade 1 auxiliary lock.  
UL Listed for 3-hour fire door, B800-Series is UL437 listed.

## Bored Deadbolt Locks

SCHLAGE ANSI

B660P

B760P

B860P

E0151

### Single Cylinder Deadbolt Lock

Deadbolt thrown or retracted by key from outside or by inside turn unit. Bolt automatically deadlocks when fully thrown.



B661P

B761P

B861P

E0161

### One-Way Deadbolt Lock

Deadbolt thrown or retracted by key only. Blank plate inside. Bolt automatically deadlocks when fully thrown.



B662P

B762P

B862P

E0141

### Double Cylinder Deadbolt Lock\*

Deadbolt thrown or retracted by key from either side. Bolt automatically deadlocks when fully thrown.



B663P

B763P

B863P

E0171

### Classroom Deadbolt Lock

Deadbolt thrown or retracted by key outside. Inside turn unit will retract bolt only. Bolt automatically deadlocks when fully thrown.



B664P

B764P

B864P

E0101

### Cylinder Lock

Deadbolt thrown or retracted by key from one side. No inside trim. Bolt automatically deadlocks when fully thrown. Requires 1 1/2" cross bore only.



B680


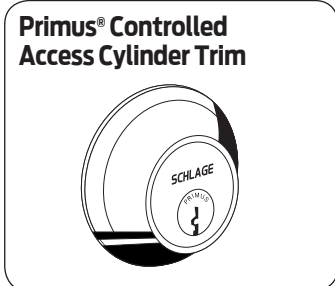
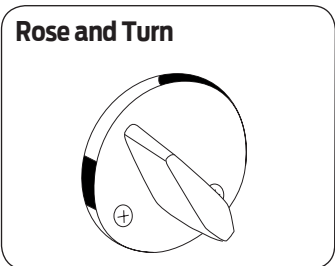
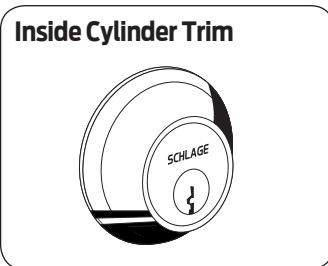
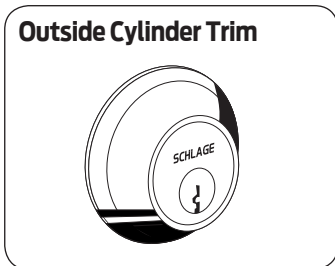
E0191

### Door Bolt

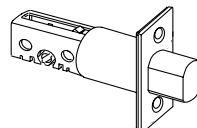
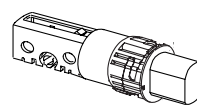
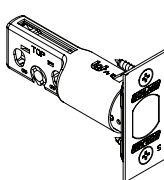
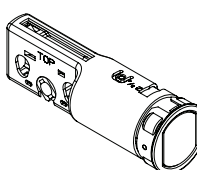
Deadbolt thrown or retracted by turn unit only. No outside trim. Bolt automatically deadlocks when fully thrown. Requires 1 1/2" cross bore only. Door range is 1 3/8" - 2 1/2".



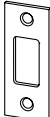


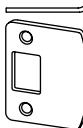
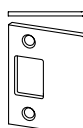
\* **Caution:** Double cylinder locks on residences and any door in any structure which is used for egress are a life safety hazard in times of emergency and their use is not recommended. Installation should be in accordance with existing codes only.



**Latches**

<p><b>12-631</b> Standard</p> 	<p><b>12-641</b></p> 	<p><b>12-297</b></p> 	<p><b>12-317</b></p> 
--	---	--	---

**Strikes**

<p><b>10-094</b> Standard</p> 	<p><b>10-064</b></p> 	<p><b>10-087</b></p> 	<p><b>10-092</b></p> 	<p><b>10-095</b></p> 
---	--	--	--	--

# B600/700/800 · Complete Locks

DEADBOLT

B250-Series

B500-Series

B600-6

Function	Description	Finishes			Cylinder Adjustments						
		626	643e	613	J	R	T**	BD	BDC	GD	HD**
					J = Less FSIC (Full Size Interchangeable Core) R* = FSIC (Full Size Interchangeable Core) T** = Full Size Construction Core BD = Less SFIC (Small Format Interchangeable Core) BDC = Disposable SFIC GD = Everest 29 Patented SFIC HD** = Construction SFIC						
<b>B600 Series</b>											
<b>Keyless</b>											
B680	No trim x thumbturn	\$134	\$140	\$150							
<b>Keyed, Single Cylinder</b>											
B660P	Cylinder x thumbturn	\$171	\$177	\$187	-30	+33	N/C	+73	+38		
B661P	One-way cylinder x blank plate										
B663P	Classroom cylinder outside, retraction turn inside	179	185	195							
B664P	Cylinder x no trim	171	177	187							
<b>Keyed, Double Cylinder</b>											
B662P	Double Cylinder	\$220	\$226	\$236	-60	+66	N/C	+146	+76		
<b>B700 SERIES: Primus® Controlled Access Cylinder</b>											
<b>Keyed, Single Cylinder</b>											
B760P	Cylinder x thumbturn	\$237	\$243	\$253		+33					
B761P	One-way cylinder x blank plate										
B763P	Classroom cylinder outside, retraction turn inside	246	252	262							
B764P	Cylinder x no trim	237	243	253							
<b>Keyed, Double Cylinder</b>											
B762P	Double Cylinder	\$347	\$353	\$363		+66					
<b>B800 SERIES: Primus® High Security Controlled Access Cylinder</b>											
<b>Keyed, Single Cylinder</b>											
B860P	Cylinder x thumbturn	\$259	\$265	\$275							
B861P	One-way cylinder x blank plate										
B863P	Classroom cylinder outside, retraction turn inside	274	280	290							
B864P	Cylinder x no trim	259	265	275							
<b>Keyed, Double Cylinder</b>											
B862P	Double Cylinder	\$365	\$371	\$381							
Notes	B600, 700, 800 not available less standard cylinder. Control Keys are not furnished with locks and must be ordered separately. See Keys & Keying. For all restricted keyways (Everest D, Everest 29 T, Quad, Numbered, Reversed) add \$15.00. This does not apply to Primus cylinders. See Terms and Conditions for ordering information and requirements. SL Cylinder with Everest B or Everest R keyways add \$15.00.										
*	B600R Full Size Core locks furnished 1-bitted with two 6-pin keys unless otherwise specified. Not available with 0-bitted interchangeable cores B700R Full Size Core locks furnished 0-bitted with two 6-pin keys entered as separate line item.										
**	Non-disposable construction core locks assessed a one-time non-refundable handling charge (50-231) of \$9.00 per core.										
Ordering instructions: To change cylinder type from default 6-pin standard, change lock suffix as appropriate. Ex: B660R 626 for B660 function with FSIC in 626 finish.											

**Deadbolts**

Specify	Description	List Price Adjustments
12-630	2 3/8" backset, square corner, 1 1/8" x 2 1/4", 1" housing dia.	N/C
12-640	2 3/8" backset, circular, drive-in, 1 1/16" housing dia., 626 only	
12-631	2 3/4" backset, square corner, 1 1/8" x 2 1/4", 1" housing dia., standard deadbolt	
12-641	2 3/4" backset, circular, drive-in, 1 1/16" housing dia., 626 only	
12-632	3 3/4" backset, square corner, 1 1/8" x 2 1/4", 1" housing dia.	\$22.80
12-642	3 3/4" backset, circular, drive-in, 1 1/16" housing dia., 626 only	
12-633	5" backset, square corner, 1 1/8" x 2 1/4", 1" housing dia.	
12-643	5" backset, circular, drive-in, 1 1/16" housing dia., 626 only	
12-297	Adjustable 2 3/8" or 2 3/4" backset, square corner, 1 1/8" x 2 1/4", 1" housing dia.	N/C
12-317	Adjustable 2 3/8" or 2 3/4" backset, Circular, drive-in, 1" housing dia., 626 only	

Ordering instructions: specify desired deadbolt on order only if requesting different from standard.

**Strikes**

Specify	Description	List Price Adjustments
10-094	Square corner, no box, 1 1/8" x 2 3/4", standard	N/C
10-064	Circular drive-in, thimble strike, 1 3/16" diameter, 626 finish only	
10-087	ANSI, 1 1/4" x 4 7/8", 1 3/16" lip length, box	
10-092	Round corner (1/4" radius), 1 5/8" x 2 1/4", 1 1/8" full lip, no box	
10-095	Square corner, 1 5/8" x 2 1/4", 1 1/8" full lip, no box	
10-104	Round corner (1/4" radius), 1 1/4" x 3 5/8", 4 hole, 605, 609, 620, 630 finishes only	
10-103	Round corner (1/4" radius), 1" x 2 1/4", 605, 609, 630 finishes only	
37-016	Strike reinforcer, use with 10-094	
J250-028	2" strike reinforcement screws. 605, 609, 630 finishes only	

Ordering instructions: specify desired strike on order only if requesting different from standard.

**Locks Less Components**

Description	Specify	List Price Adjustment
Less deadbolt	LLL for deadbolt Example: B660P 605 LLL 10-064	-15.90
Less strike	LLL for strike Example: B660P 605 12-630 LLL	-5.00
Less key blanks, B700 and B800 only	LKB	-14.60
Less Cylinder	Not available B600, B700, B800	N/A


Ordering instructions: specify on order only if requesting different from standard.

**Non-Standard Door Thickness**

Specify	Description	List Price Adjustments
1 3/8" Door Thickness	1 3/8" door thickness. Not available for interchangeable core locks.	\$8.40
Door Thickness	Extended Equally (EE), over 2"-2 1/2" thick doors (not available SFIC; see Special Parts for SFIC conversion kits)	N/C

Note: For doors over 2 1/2" - 4" thick, see Special Parts for conversion kits.

Ordering instructions: specify desired thickness on order only if requesting different from standard. EX: B660P 626 1 3/8"

**Antimicrobial Coating  Extended Lead Time**

Specify	Description	List Price Adjustments
Finish as 626AM	Antimicrobial coating applied to inside thumbturn and rose, outside trim ring and cylinder faceplate	\$15.60

Ordering instructions: specify on order only if desired option. Ex: B560P 626AM.

**Tamper Resistant Torx® Screws**

Specify	Description	List Price Adjustments
X suffix	Torx latch, strike, and mounting screws. Not available SFIC locks.	\$18.50

Ordering instructions: Add X suffix to lock. Ex: B660PX.

Shaded items are standard components and are furnished with locks unless otherwise specified.

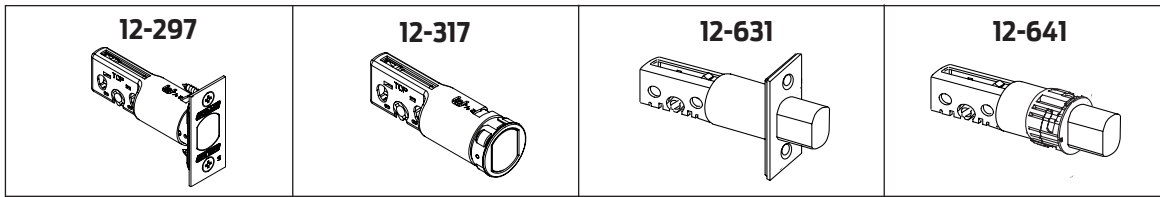
DEADBOLT  
B250-Series  
B500-Series  
B600-7

DEADBOLT

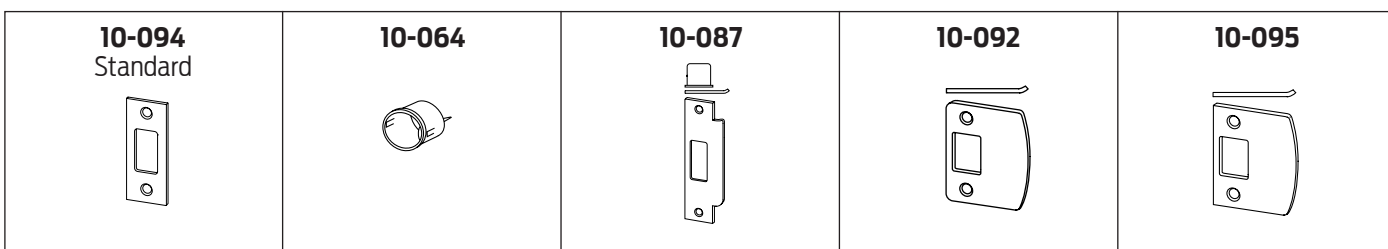
B250-Series

B500-Series

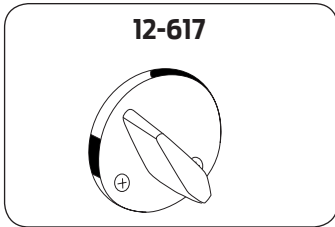
B600-8



Available Finishes		605	606	609	612	613	619	625	626	643e
		▪	▪	▪	▪	▪	▪	▪	▪	▪
Part Number	Description	Price Each								
<b>Complete Deadbolts</b>										
12-297	Square corner, adjustable 2 3/8" or 2 3/4" backset, 11/8" x 2 1/4", 1" housing dia.	<b>\$51.90</b>								
12-317	Circular, drive-in, adjustable 2 3/8" or 2 3/4" backset, 1" housing dia., 626 only									
12-630	Square corner, 2 3/8" backset, 11/8" x 2 1/4", 1" housing dia.	<b>46.10</b>								
12-640	Circular, drive-in, 2 3/8" backset, 11/16" housing dia., 626 only									
12-631	Square corner, 2 3/4" backset, 1 1/8" x 2 1/4", 1" housing dia., standard deadbolt	<b>80.60</b>								
12-641	Circular, drive-in, 2 3/4" backset, 11/16" housing dia., 626 only									
12-632	Square corner, 3 3/4" backset, 1 1/8" x 2 1/4", 1" housing dia.	<b>50.50</b>								
12-642	Circular, drive-in, 3 3/4" backset, 11/16" housing dia., 626 only									
12-633	Square corner, 5" backset, 11/8" x 2 1/4", 1" housing dia.	<b>50.50</b>								
12-643	Circular, drive-in, 5" backset, 11/16" housing dia., 626 only									
39-030	Rabbeted deadbolt and strike kit (adapts square corner latches and 2 3/4" high square coner strikes to 1/2" rabbeted door and frame preparations). 605 and 626 finish only.	<b>50.50</b>								
<b>Deadbolts Less Faceplates</b>										
12-650	2 3/8" backset deadbolt unit less faceplate, 1" housing dia.	<b>35.90</b>								
12-651	2 3/4" backset deadbolt unit less faceplate, 1" housing dia.									
12-652	3 3/4" backset deadbolt unit less faceplate, 1" housing dia.	<b>71.00</b>								
12-653	5" backset deadbolt unit less faceplate, 1" housing dia.									
<b>Faceplate kits</b>										
12-627	Square corner faceplate, 1 1/8" x 2 1/4", includes backplate and screws	<b>9.20</b>								
12-628	Circular drive-in faceplate and collar, 626 finish only									
Ordering Instructions: Specify part number and finish.										

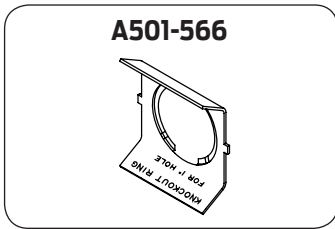


Available Finishes		605	606	609	612	613	619	625	626	643e
		▪	▪	▪	▪	▪	▪	▪	▪	▪
Part Number	Description	Price Each								
10-064	Circular drive-in, thimble strike, 1 3/16" diameter, 626 finish only	<b>\$14.50</b>								
10-087	ANSI, box, 1 1/4" x 4 7/8", 1 3/16" lip	<b>19.80</b>								
10-092	Round corner (1/4" radius), 1 1/8" full lip, no box, 1 5/8" x 2 1/4"	<b>7.50</b>								
10-094	Square corner, no box, 1 1/8" x 2 3/4", standard	<b>12.10</b>								
10-095	Square corner, full 1 1/8" lip, no box, 1 5/8" x 2 1/4"	<b>7.80</b>								
10-103	Round corner (1/4" radius), 1" x 2 1/4", no reinforcement strike provided (Available 605, 609, 630 only)	<b>2.30</b>								
10-104	Round corner (1/4" radius), 1 1/4" x 3 5/8", 4 hole, no reinforcement strike provided. 605, 609, 620, 630 only	<b>2.60</b>								
10-112	Metal dust box and 3 screws, use with 10-094 and 10-108. Finish not applicable.	<b>11.10</b>								
37-016	Strike reinforcer, use with 10-094 and 10-108. Finish not applicable.	<b>13.60</b>								
K510-066	Plastic dust box for ANSI strike. Finish not applicable.	<b>6.30</b>								
Ordering Instructions: Specify part number and finish if applicable.										



Trim		605	606	609	612	613	619	625	626	643e
Available Finishes		▪	▪	▪	▪	▪	▪	▪	▪	▪
Part Number	Description	Price Each								
12-617	Rose and turn	<b>\$41.10</b>								
12-618	Rose and turn, classroom function	<b>45.90</b>								
12-625	Classroom driver kit. Finish not applicable	<b>9.10</b>								
12-626	Blank inside rose, exposed screws, B661	<b>22.00</b>								
38-034	Blank mounting plate kit for use on one side of B664 or B680	<b>84.00</b>								
B600-017	Security shield, 2 1/8" door preparation. Finish not applicable	<b>9.10</b>								
B600-018	Mounting plate, turn. Finish not applicable	<b>8.90</b>								
B610-035	Support (anchor) and mounting screws, B664. Finish not applicable	<b>23.80</b>								

Ordering Instructions: Specify part number and finish if applicable.



Door Reinforcements		Price Each
Part Number	Description	
A501-565	Reinforcer for 1 3/8" thick nonreinforced metal doors, fits both 7/8" and 1" diameter housings (2 required per lock)	<b>\$17.10</b>
A501-566	Reinforcer for 1 3/4" thick nonreinforced metal doors, fits both 7/8" and 1" diameter housings (2 required per lock)	
37-016	Door frame strike reinforcer	<b>13.60</b>

Ordering Instructions: Specify part number.

DEADBOLT

Screws													
					605	606	609	612	613	619	625	626	643e
Available Finishes					▪	▪	▪	▪	▪	▪	▪	▪	▪
Part Number	Specify Finish	Description		Application	Price Each (Order in multiples of 100)								
		Size	Type										
C603-256	·	12-24 x 1"	PFH combo	ANSI strike	<b>\$0.92</b>								
C603-897	·	8 x 3/4"		Deadbolt and strike	<b>0.78</b>								

B250-Series

Screw and Ball Bearing Packs													
					605	606	609	612	613	619	625	626	643e
Available Finishes					▪	▪	▪	▪	▪	▪	▪	▪	▪
Part Number	Specify Finish	Door Thickness	Contents		Price Each								
			<b>Keyless</b>										
B610-066	·	Rose trim, B680	(2) Mounting screws		<b>\$7.30</b>								
<b>Keyed, Single Cylinder</b>													
B610-049		1 3/8" – 2 1/2", B664	2) Mounting screws		<b>16.90</b>								
B610-050		1 3/8" – 2", B660, 661, 663	(2) Mounting screws										
B610-051		over 2" – 2 1/2", B660, 661, 663	(2) Ball bearings										
B610-066	·	Rose trim, B660, 661, 663	(2) Mounting screws		<b>7.30</b>								
<b>Keyed, Double Cylinder (except Interchangeable Core)</b>													
B610-053		1 3/8" – 2", B662P	(2) Mounting screws		<b>16.90</b>								
B610-055		over 2" – 2 1/2", B662P	(2) Ball bearings										
<b>Keyed, Double Cylinder, Interchangeable Core</b>													
B610-054		1 5/8" – 2", B662R	(2) Mounting screws		<b>16.90</b>								
B610-056		over 2" – 2 1/2", B662R	(2) Ball bearings										
Note: Above screw packs are also used for B700 and B800 series locks.													

B500-Series

B600-10



Torx Screw Packs					605	606	609	612	613	619	625	626	643e
Available Finishes					•	•	•	•	•	•	•	•	•
Part Number	Specify Finish	Door Thickness	Contents	Price Each									
<b>Keyless</b>													
B610-066	•	Rose trim, B680	(2) Mounting screws (T-20)	<b>\$8.40</b>									
<b>Keyed, Single Cylinder</b>													
B610-059		1 3/8" – 2 1/2", B664	2) Mounting screws (T-30)	<b>18.10</b>									
B610-065	•	Rose trim, B660, 661, 663	(2) Mounting screws (T-10)	<b>8.40</b>									
<b>Keyed, Double Cylinder (except Interchangeable Core)</b>													
B610-061		1 3/8" – 2", B662P	(2) Mounting screws (T-30)	<b>18.10</b>									
B610-063		over 2" – 2 1/2", B662P	(2) Ball bearings										
<b>Keyed, Double Cylinder, Interchangeable Core</b>													
B610-062		1 5/8" – 2", B662R	(2) Mounting screws (T-30)	<b>18.10</b>									
B610-064		over 2" – 2 1/2", B662R	(2) Ball bearings										
<b>All Functions</b>													
C203-311	•	Deadbolt and strike	(4)C503-766 8-32 x 1/2" (1) T-15 size Torx Bit	<b>18.50</b>									
C203-312	•	Deadbolt and ANSI strike	(2)C503-766 8-32 x 1/2" (1) T-15 size Torx Bit (2)L583-371 12-24 x 1/2" (1) T-20 size Torx Bit										
Notes	Torx screw packs are furnished with appropriate T-xx installation tool(s).												
	Above screw packs are also used for B700 and B800-Series locks.												

Special Parts				
Extended Factory Lead Time			Not subject to standard discount terms	
Part Number	Door Range	Function	Description	Price Each
XB11-916	2"-4"	B660P, B663P	Screw and tailpiece conversion kit for B600/700/800-Series Locks to fit doors Extended Equally (EE), over 2 1/2" – 4" thick. Specify door thickness.	<b>\$102.00</b>
XB11-917	2"-3"	B662P		<b>64.00</b>
XB11-918	2"-4"	B760P, B763P B860P, B863P		<b>102.00</b>
XB11-919	2"-3"	B762P, B862P		<b>64.00</b>
XB11-920	2"-4"	B660R, B660J, B660T, B663R, B663J, B663T, B760R, B763R		<b>64.00</b>
XB11-921	2"-4"	B662R, B662J, B662T, B762R		<b>64.00</b>
XB11-922	2"-4"	B660BD, B660GD, B660HD, B663BD, B663GD, B663HD	Screw and tailpiece conversion kit for B600-Series locks to fit doors Extended Equally (EE), over 2 1/2" – 4" thick. Specify door thickness.	<b>64.00</b>
Notes::	For door thickness and locks not listed above, please use the Innovation Center (RFQ) request form			
Ordering instructions: Specify part number and desired door thickness, EX: XB11-916 3".				

DEADBOLT

B250-Series

B500-Series

B600-12

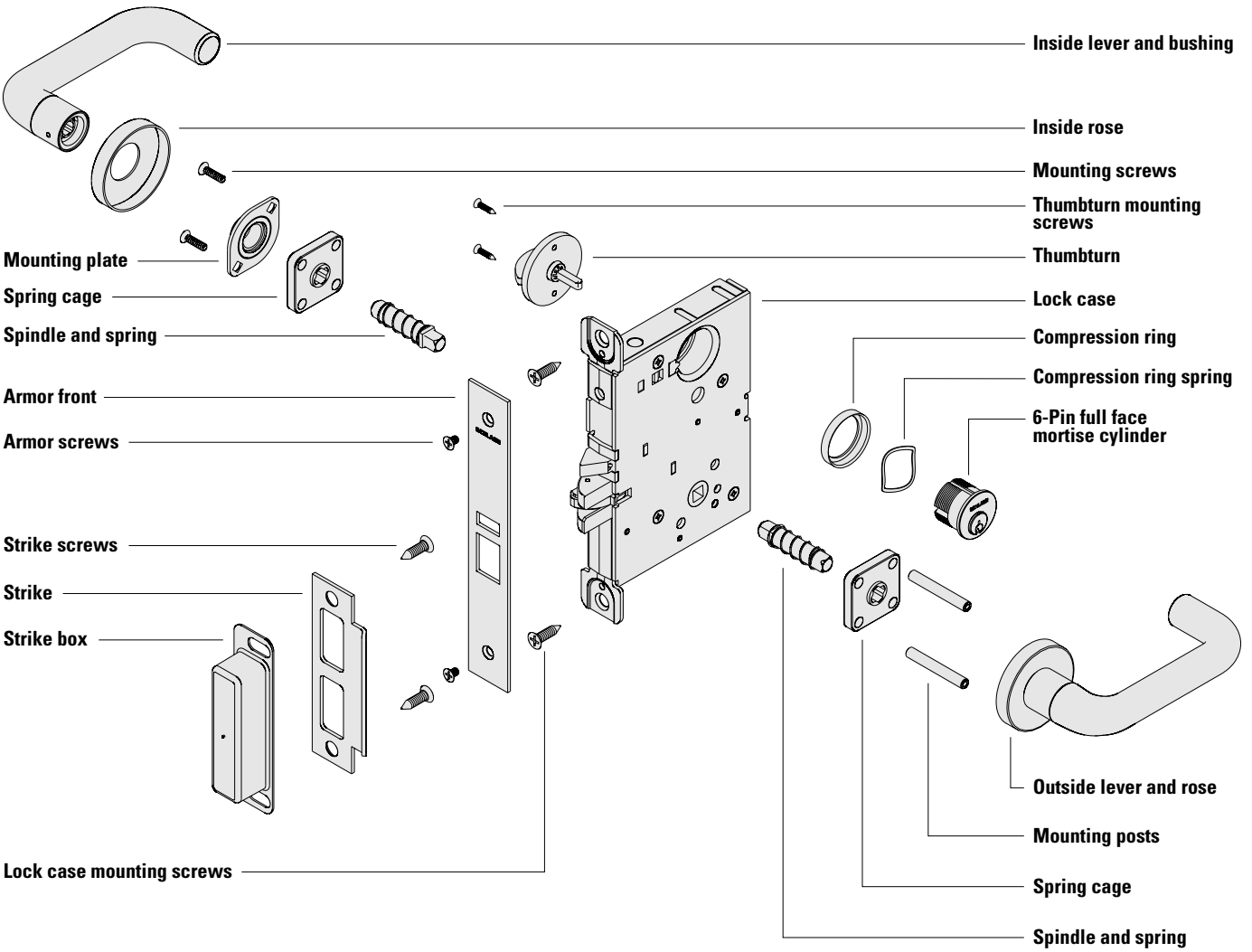
### B600/700-Series Cylinder Reference Table

Cylinder Mechanism	Function	Door Thickness	Cylinder Less Housing	Price Each	
				Open	Restricted
B600-Series Conventional	B660, B663	1 3/8" – 2 1/2"	22-644	<b>\$55.00</b>	<b>\$70.00</b>
B600-Series SL (R/B Keyways only)	B660, B663	1 3/8" – 2 1/2"	91-032		
B600-Series Conventional	B661, B664	1 3/8" – 2"	22-642	<b>55.00</b>	
B600-Series SL (R/B Keyways only)	B661, B664	1 3/8" – 2"	91-030		
B600-Series Conventional	B661, B664	2" – 2 1/2"	22-643	<b>55.00</b>	
B600-Series SL (R/B Keyways only)	B661, B664	2" – 2 1/2"	91-031		
B600-Series Conventional	B662	1 3/8" – 2"	22-085	<b>55.00</b>	
B600-Series SL (R/B Keyways only)	B662	1 3/8" – 2"	91-028		
B600-Series Conventional	B662	2" – 2 1/2"	22-086	<b>55.00</b>	
B600-Series SL (R/B Keyways only)	B662	2" – 2 1/2"	91-029		
B700-Series Primus	B760, B763	1 3/8" – 2 1/2"	20-744	<b>123.00</b>	
	B761, B764	1 3/8" – 2"	20-742		
		2" – 2 1/2"	20-743		
	B762	1 3/8" – 2"	20-745		
2" – 2 1/2"		20-746			
B700-Series Primus XP	B760-XP, B763-XP	1 3/8" – 2 1/2"	20-744-XP		
	B760-XP, B763-XP (R/B Keyways only)	1 3/8" – 2 1/2"	91-711-XP	<b>123.00</b>	
	B761-XP, B764-XP	1 3/8" – 2"	20-742-XP	<b>123.00</b>	
	B761-XP, B764-XP (R/B Keyways only)	1 3/8" – 2"	91-709-XP	<b>123.00</b>	
	B761-XP, B764-XP	2" – 2 1/2"	20-743-XP	<b>123.00</b>	
	B761-XP, B764-XP (R/B Keyways only)	2" – 2 1/2"	91-710-XP	<b>123.00</b>	
B700-Series SL Primus XP (R/B Keyways only)	B762-XP	1 3/8" – 2"	20-745-XP	<b>123.00</b>	
B700-Series Primus XP	B762-XP	1 3/8" – 2"	91-712-XP	<b>123.00</b>	
B700-Series Primus XP	B762-XP	2" – 2 1/2"	20-746-XP	<b>123.00</b>	
B700-Series SL Primus XP (R/B Keyways only)	B762-XP	2" – 2 1/2"	91-713-XP	<b>123.00</b>	

### B800-Series Cylinder Reference Table

Cylinder Mechanism	Function	Door Thickness	Cylinder Less Housing	Price Each	
				Open	Restricted
B800-Series Primus UL437	B860, B863	1 3/8" – 2 1/2"	20-544	<b>\$151.00</b>	
	B861, B864	1 3/8" – 2"	20-542		
		2" – 2 1/2"	20-543		
	B862	1 3/8" – 2"	20-545		
		2" – 2 1/2"	20-546		
	B800-Series Primus-XP UL437	B860-XP, B863-XP	1 3/8" – 2 1/2"		20-544-XP
B861-XP, B864-XP		1 3/8" – 2"	20-542-XP		
		2" – 2 1/2"	20-543-XP		
B862-XP		1 3/8" – 2"	20-545-XP		
		2" – 2 1/2"	20-546-XP		

**L-Series**   
 GRADE 1 MORTISE LEVERED LOCK



MORTISE

L-1

 Indicates products that have EPD documentation available and meet LEED v4.

To order Schlage products, descriptive data should be in the sequence as shown below.

Line Item	Qty	Product	Outside		Inside		Hand	Latch	Strike	Dr Thk	Ext	DIM	Additional Details
			DES	FIN	DES	FIN							
1	10	L9050P	12A	626	06B	613	RH	09-669	10-072	2	EE	134	KA

**Line Item:** Line item number

**Qty:** Quantity

**Product:** Product function + cylinder code

**Outside Des:** Outside lever design + rose/escutcheon code

**Outside Fin:** Outside finish

**Inside Des:** Inside lever design + rose/escutcheon code, specify only if different from the outside lever design

**Inside Fin:** Inside lever finish, specify only if different from the outside finish

**Hand:** Hand of door, specify only for handed lever designs or for LM9300 MultiPoint lock

**Latch:** Product armor front, leave blank for standard armor or specify part number if non-standard armor is required. LLL = less armor front

**Strike:** Product strike, leave blank for standard strike or specify part number if non-standard strike is required. LLL = less strike

**Dr Thk:** Door thickness, leave blank for standard thickness (1 3/4") or specify if non-standard. Example: 138 = 1 3/8", 214 = 2 1/4"



**Ext:** Extension, enter one of the following when door thicknesses 2" or greater are specified: EE = Extended Equally, EI = Extended Inside, EO = Extended Outside

**Dim:** Dimension; for locks enter only for non-standard strike lip length, for parts enter for non-standard strike lip length, mortise cylinder or blocking ring length

**Additional**

**Details:** Enter additional detail for keying information or special requirements

### Common Pricing Information

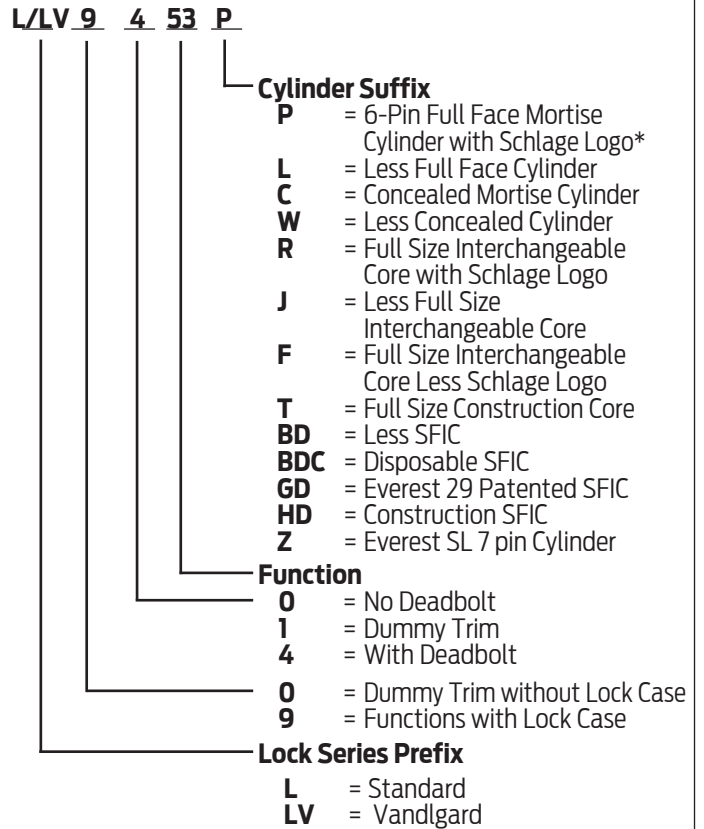
1.	Locks are furnished with standard features unless otherwise specified.
2.	Door thickness is 1 3/4" unless otherwise specified.
3.	Split finishes and designs will be priced at the highest list price of the design and/or finish.
4.	 denotes a lock or part that requires an extended lead time.
5.	 denotes a handed product and requires handing to be specified.
6.	For all restricted keyways (Everest D, Everest 29 T, Quad, Numbered, Reversed) add \$15.00. This does not apply to Primus cylinders. See Terms and Conditions for ordering information and requirements.
7.	Locks, keys and cylinders containing restricted keyways require additional documentation to order. Please see Terms and Conditions for the specific requirements.
8.	Keyway must be specified for keyed functions and cylinders. If not specified, default keyway will be S123 for KA, KD and 0-bitted product and S145 for Factory managed masterkey systems.
9.	Multiple keying options are available. Locks and cylinders are furnished KD unless otherwise specified or excepted by notation.
10.	Control Keys for permanent and construction cores are not included with the lock or cylinder and must be ordered separately.
11.	Locks specified with "C" keyway and KD or 0-bitted will receive 6 pin cylinders.
12.	Full Size Interchangeable Cores (FSIC) are furnished 1-bitted unless otherwise specified. If 0-bitted is selected, the order will be entered as 1-bitted. This does not apply to FSIC Primus® cores.
13.	Conventional cylinders, Primus cylinders (conventional and FSIC) can be supplied 0-bitted. If 1-bitted is selected, the order will be entered as 0-bitted.
14.	Available plug face finishes are 606 and 626. For brass or bronze finish colors, the plug face finish is 606. For chrome, nickel or stainless steel finish colors, the plug face finish is 626.
15.	Locks and cylinders will be furnished with 2 keys each as standard. Additional keys will be charge at the additional cut keys charge appropriate for the cylinder/key type

**Table of Contents**

<b>Functions</b>	<b>L-4</b>
<b>Complete Locks</b>	<b>L-12</b>
Standard Lever Collection A, B or C Rose Trim	L-12
Standard Lever Collection Escutcheon Trim	L-14
M Lever Collection A, B or C Rose Trim	L-16
M Lever Collection Escutcheon Trim	L-18
Commercial Lever Suites	L-20
L9000-Series Deadbolt Locks	L-21
L400-Series Deadbolt Locks	L-21
<b>Options</b>	<b>L-22</b>
Cylinder Options	L-22
Armor Fronts and Strikes	L-23
Locks Less Components	L-24
Locks Less Lock Case	L-24
Non-Standard Door Thickness	L-25
Indicators (for Sectional (rose) or N Escutcheon Trim)	L-26
Tamper-resistant screws	L-26
Tactile Warning	L-26
ADA Thumbturn	L-26
Lever Trak	L-26
Special Functions	L-27
Anti-Microbial Coating	L-27
Lead Lining	L-27
RX	L-27
<b>Distributor Pack Program</b>	<b>L-28</b>
Lock Cases	L-29
Trim Packs	L-30
Armor Fronts, Strikes, Cylinders	L-31
Miscellaneous Parts	L-32
<b>Parts</b>	<b>L-33</b>
Levers & Knobs, Roses, Escutcheons	L-33
Outside Lever/Knob Assemblies	L-34
Armor Fronts & Strikes	L-35
Buttons, Thumbturns, Coin Turns, Cylinder Turns	L-36
Occupancy Indicators	L-37
Thru-Bolts	L-38
Mounting Posts	L-38
Springs & Spindles	L-38
L Lock Cases	L-39
Miscellaneous Parts	L-41
Classroom Security Function Conversion Kits	L-43
Vandlegard Retrofit kit	L-43
Screw Packs	L-44
Special Parts	L-44
Mortise Cylinders	L-45
Allegion Connect Harnesses	L-46
<b>Complete Cylinders</b>	<b>See Cylinders Section</b>
<b>How To Order</b>	<b>Forms &amp; Examples</b>

**BAA/ARRA**  
Contact your local SSC or  
Sales Rep. for ordering details

**Product Identification**



**SFIC = Small Format (Best® Style) Interchangeable Core**

**Finish Codes and Descriptions**

Code		Description
605	(US 3)	Bright Brass
606	(US 4)	Satin Brass
609	(US 5)	Antique Brass
612	(US 10)	Satin Bronze
613	(US 10B)	Oil Rubbed Bronze
619	(US 15)	Satin Nickel
622	(US19)	Matte Black
625	(US 26)	Bright Chromium Plated
626	(US 26D)	Satin Chromium Plated
626AM	▲	Antimicrobial Coating on Satin Chromium
629	(US 32)	Bright Stainless Steel
630	(US 32D)	Satin Stainless Steel
630AM	▲	Antimicrobial Coating on Satin Stainless Steel
643e	(US 11)	Aged Bronze

**Standard Features**

Certifications	L/LV9000: ANSI/BHMA Certified A156.13-2012, Series 1000, Grade 1 Operational, Grade 1 Security, UL Listed for 3-hour fire door (except L9076 and L9077). With SFIC Interchangeable Core Cylinders: Grade 2 Security. With SFIC Interchangeable Core Cylinders: Grade 3 Security. L400: ANSI/BHMA Certified A156.36-2010, Grade 1, UL Listed for 3-hour fire door.
Case Size	L/LV9000: 4 7/16" x 6 1/16" x 1"; L400: 4 7/16" x 3 5/8" x 1"
Armor Front	L/LV9000: 1 1/4" x 8"; L400: 1 1/4" x 5 9/16"
Deadbolt	1" Throw stainless steel
Latchbolt	3/4" Throw stainless steel with anti-friction tongue
Strike	L/LV9000: 1 1/4" x 4 7/8" Square corner, 1 3/16" lip, box; L400: 1 1/8" x 3 5/8" square corner, box
Backset	2 3/4"
Cylinder	6-Pin solid brass, keyed 6-pin, S123 keyway, keyed different (KD)
Door Range	1 3/4"
Keys	Two nickel silver cut keys per lock, 6-pin, S123 section




# L · Functions

ANSI/BHMA Certified A156.13-2012, Series 1000, Grade 1 Operational, Grade 1 Security, UL Listed for 3-hour fire door (except L9076 and L9077).

## Mortise Locks Non-Keyed

SCHLAGE ANSI

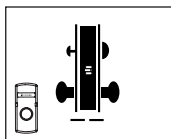
L9010 F01



### Passage Latch

Latchbolt retracted by knob/lever from either side at all times. Inside knob/lever is always free for immediate egress.

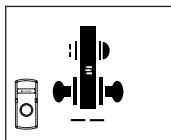
L9040 F22  
LV9040



### Bath/Bedroom Privacy Lock

Latchbolt retracted by knob/lever from either side unless outside is locked by inside thumbturn. Turning inside knob/lever or closing door unlocks outside knob/lever. To unlock from outside, remove emergency button, insert emergency thumbturn (furnished) in access hole and rotate. Inside knob/lever is always free for immediate egress.

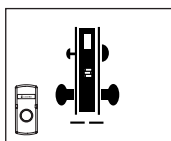
L9044  
LV9044



### Privacy With Coin Turn Outside

Latchbolt retracted by knob/lever from either side unless outside is locked by inside thumbturn or outside coin turn. Operating inside knob/lever, closing door, rotating inside thumbturn or rotating outside coin turn unlocks outside knob/lever. Specify per L283-056 for Torx® screws. Available with rose trim only.

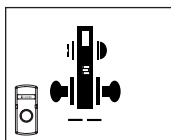
L9440 F19  
LV9440



### Privacy With Deadbolt

Latchbolt retracted by knob/lever from either side. Deadbolt thrown or retracted by inside thumbturn. Throwing deadbolt locks outside knob/lever. Rotating inside knob/lever simultaneously retracts deadbolt and latchbolt, and unlocks outside knob/lever. To unlock from outside, remove emergency button, insert emergency thumbturn in access hole and rotate. Inside knob/lever is always free for immediate egress.

L9444  
LV9444



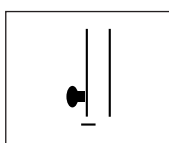
### Privacy With Deadbolt and Coin Turn Outside

Latchbolt retracted by knob/lever from either side. Deadbolt thrown or retracted by inside thumbturn or outside coin turn. Throwing deadbolt locks outside knob/lever. Rotating inside knob/lever simultaneously retracts deadbolt and latchbolt, and unlocks outside knob/lever. Rotating outside coin turn retracts deadbolt and unlocks outside knob/lever. Specify per L283-056 for Torx screws. Available with rose trim only. Inside knob/lever is always free for immediate egress.

## Mortise Locks Non-Keyed Dummy

SCHLAGE ANSI

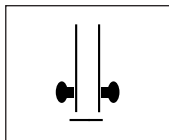
L0170



### Half Dummy Trim

Knob/lever on one side fixed by mounting bar. Not for use on wood doors, or with L escutcheon recommend L9175.

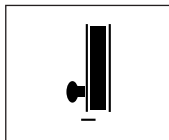
L0172



### Full Dummy Trim

Knob/lever on both sides fixed by mounting bar.

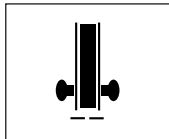
L9175



### Half Dummy Trim w/ Lock Case

Fixed knob/lever on one side inoperable. Includes lock case and armored front. Options same as L9176 below.

L9176




### Full Dummy Trim w/ Lock Case\*

Fixed knob/lever on both sides. Includes lock case and blank armor front. May be ordered with optional XL11-743 armored front with cutout to receive deadbolt.

**LV-** Vandgard function allows exterior lever to rotate freely down, while remaining securely locked.


*\* In a double door application where the dummy will be used as the strike, order 10-091 Armored Front Strike separately.*

 180 degree messaging indicator available. See options section for details.

**Mortise Locks-Keyed**

SCHLAGE ANSI


**L9050 F04**  
**LV9050**



**Entrance/Office Lock**

Latchbolt retracted by knob/lever from either side unless outside is made inoperative by key outside or by turning inside thumbturn. When outside is locked, latchbolt is retracted by key outside or by knob/lever inside. Outside knob/lever remains locked until thumbturn is returned to vertical or unlocked by key. Auxiliary latch deadlocks latchbolt when door is locked. Inside knob/lever is always free for immediate egress.

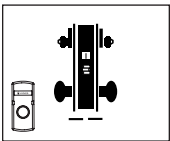
**L9056 LV9056**



**L9050 With Automatic Unlocking**

Latchbolt retracted by knob/lever from either side unless outside is made inoperative by key outside or by rotating inside thumbturn. Outside knob/lever unlocked by key outside, thumbturn or closing door. Rotating inside knob/lever simultaneously retracts latchbolt and unlocks outside knob/lever. Auxiliary latch deadlocks latchbolt when door is locked. Inside knob/lever is always free for immediate egress.


**L9060 F09**  
**LV9060**



**Apartment Entrance Lock**

Latchbolt retracted by knob/lever from either side unless outside is locked by key from inside. When locked, latchbolt retracted by key outside or knob/lever inside. Auxiliary latch deadlocks latchbolt when door is locked. Inside knob/lever is always free for immediate egress.


**L9070 F05**  
**LV9070**



**Classroom Lock**

Latchbolt retracted by knob/lever from either side unless outside is locked by key. Unlocked from outside by key. Inside knob/lever always free for immediate exit. Auxiliary latch deadlocks latchbolt when door is locked. Inside knob/lever is always free for immediate egress.


**L9071 F32**  
**LV9071**



**Classroom Security Lock**

Latchbolt retracted by knob/lever from either side unless outside is locked by key from either side. Auxiliary latch deadlocks latchbolt when door is locked. Inside knob/lever is always free for immediate egress.

**L9076 F06**  
**LV9076**



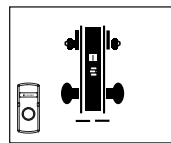
**Classroom Holdback Lock**

Latchbolt retracted by knob/lever from either side unless outside is locked by key. When locked, latchbolt retracted by key outside or knob/lever inside. Auxiliary latch deadlocks latchbolt when door is locked. Depress inside knob/lever and turn key 360° for holdback feature. Inside lever is always free for immediate egress.

**Mortise Locks-Keyed**

SCHLAGE ANSI


**L9077 LV9077**



**Classroom Security Holdback Lock**

Latchbolt retracted by knob/lever from either side unless outside is locked by key from either side. When locked, latchbolt retracted by key outside or knob/lever inside. Auxiliary latch deadlocks latchbolt when door is locked. In locked state, depress inside knob/lever and turn key 360° to engage holdback and unlock door. Inside knob/lever is always free for immediate egress.

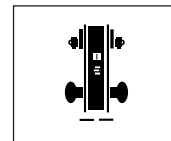
**L9080 F07**  
**LV9080**



**Storeroom Lock**

Latchbolt retracted by key outside or by knob/lever inside. Outside knob/lever always inoperative. Auxiliary latch deadlocks latchbolt when door is locked. Inside knob/lever is always free for immediate egress.

**L9082 F30**  
**LV9082**



**Institution Lock\***

Latchbolt retracted by key from either side. Knob/lever on both sides always inoperative. Auxiliary latch deadlocks latchbolt when door is locked.

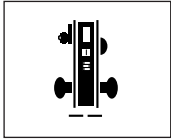
**LV-** Vandlgard function allows exterior lever to rotate freely down, while remaining securely locked.

\* **Caution:** Double cylinder locks on residences and any door in any structure which is used for egress are a life safety hazard in times of emergency and their use is not recommended. Installation should be in accordance with existing codes only.




**Mortise Locks-Keyed with Deadbolt**


SCHLAGE ANSI

**L9453  
LV9453 F20****Entrance/Office Lock with Deadbolt**

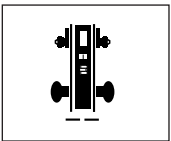
Latchbolt retracted by knob/lever from either side unless outside is locked by 20° rotation of thumbturn. Deadbolt thrown or retracted by 90° rotation of thumbturn. When locked, key outside or knob/lever inside retracts deadbolt and latchbolt simultaneously. Outside knob/lever remains locked until thumbturn is restored to vertical position. Throwing deadbolt automatically locks outside knob/lever. Auxiliary latch deadlocks latchbolt when door is locked. Inside knob/lever is always free for immediate egress.

**L9456  
LV9456 F13****Corridor Lock**

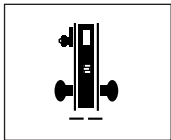
Latchbolt retracted by knob/lever from either side. Deadbolt thrown or retracted by key outside or inside thumbturn. Throwing deadbolt locks outside knob/lever. Turning inside knob/lever simultaneously retracts deadbolt and latchbolt and unlocks outside knob/lever. Inside knob/lever is always free for immediate egress.

**L9457  
LV9457 F33****Classroom Security Lock w/ Deadbolt**

Latchbolt retracted by knob/lever from either side. Deadbolt thrown or retracted by key from either side. Throwing deadbolt locks outside knob/lever. Turning inside knob/lever simultaneously retracts deadbolt and latchbolt and unlocks outside knob/lever. Inside knob/lever is always free for immediate egress.

**L9458  
LV9458 F34****Classroom Security Lock w/ Deadbolt and Auxiliary Latch**

Latchbolt operated by lever from either side except when outside lever is lock from inside or outside by key. Deadbolt retracted by key from inside or outside. Operating inside lever retracts both bolts and unlocks outside. Auxiliary deadlatch when door is locked. Inside knob/lever is always free for immediate egress.

**L9465****Closet/Storeroom Lock**

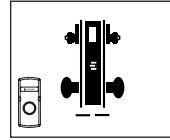
Latchbolt retracted by knob/lever from either side. Deadbolt thrown or retracted by key outside.

\* **Caution:** Double cylinder locks on residences and any door in any structure which is used for egress are a life safety hazard in times of emergency and their use is not recommended. Installation should be in accordance with existing codes only.

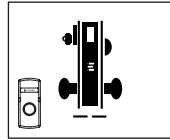
 180 degree messaging indicator available. See options section for details.

**Mortise Locks-Keyed with Deadbolt**

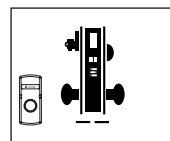
SCHLAGE ANSI

**L9466 F14****Store/Utility Room Lock\***

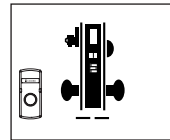
Latchbolt retracted by knob/lever from either side. Deadbolt thrown or retracted by key from either side.

**L9473 F21****Dormitory/Bedroom Lock**

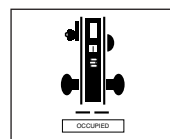
Latchbolt retracted by knob/lever from either side. Deadbolt thrown or retracted by key outside or thumbturn inside.

**L9480  
LV9480****Storeroom Lock With Deadbolt**

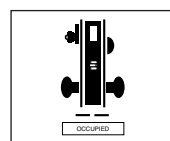
Latchbolt retracted by key outside or by lever or knob inside. Outside knob/lever always fixed. Deadbolt thrown or retracted by key outside or thumbturn inside. Turning inside knob/lever simultaneously retracts both deadbolt and latchbolt. Auxiliary latch deadlocks latchbolt when door is locked. Inside knob/lever is always free for immediate egress.

**L9485  
LV9485****Faculty Restroom Lock**

Latchbolt retracted by key outside or by knob/lever inside. Outside knob/lever always fixed. Deadbolt thrown or retracted by inside thumbturn. When deadbolt is thrown, all keys become inoperative except emergency or display keys. Turning inside knob/lever retracts both deadbolt and latchbolt simultaneously. Auxiliary latch deadlocks latchbolt when door is locked. Inside knob/lever is always free for immediate egress. Not available in SFIC or Everest SL.

**L9486  
LV9486****L/LV9485 with 09-611 indicator**

Adds 09-611 "Do Not Disturb" indicator to L/LV9485. Specify L583-375 for "Occupied". NOTE: This is the "old style" indicator, not the 180 degree indicator available on most other functions

**L9496  
LV9496****L/LV9456 with 09-611 indicator**

Adds 09-611 "Occupied" indicator to L/LV9456. NOTE: This is the "old style" indicator, not the 180 degree indicator available on most other functions

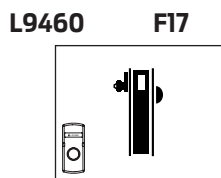
**LV-** Vandlgard function allows exterior lever to rotate freely down, while remaining securely locked.



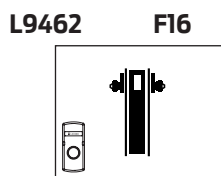
**ANSI/BHMA Certified A156.5-2001, Grade 1,  
UL Listed for 3-hour fire door.**

**Mortise Locks-Keyed Deadbolts**

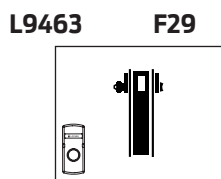
SCHLAGE ANSI



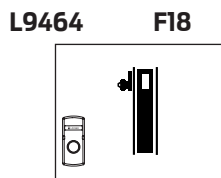
**Cylinder x Thumbturn Lock**  
Deadbolt thrown or retracted by key outside or thumbturn inside.



**Double Cylinder Lock\***  
Deadbolt operated by key from either side.



**Classroom Lock**  
Deadbolt thrown or retracted by key from outside. Inside thumbturn cylinder retracts deadbolt but cannot project it.

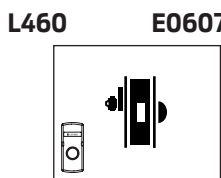


**Cylinder Lock**  
Deadbolt thrown or retracted by key from one side. No trim on opposite side.

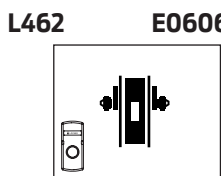
**LV-** Vandlgard function allows exterior lever to rotate freely down, while remaining securely locked.

**Mortise Locks-Small Case Deadbolts**

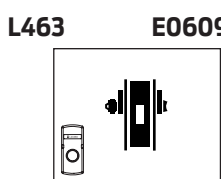
SCHLAGE ANSI



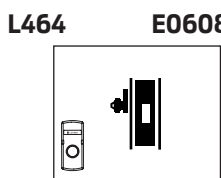
**Cylinder x Thumbturn Lock**  
Deadbolt thrown or retracted by key outside or thumbturn inside.



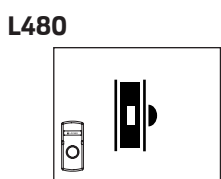
**Double Cylinder Lock\***  
Deadbolt operated by key from either side.



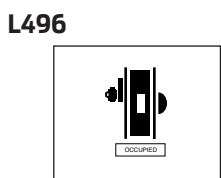
**Classroom Lock**  
Deadbolt thrown or retracted by key from outside. Inside thumbturn cylinder retracts deadbolt but cannot project it.



**Cylinder Lock**  
Deadbolt thrown or retracted by key from one side. No trim on opposite side.




**Door Bolt**  
Deadbolt thrown or retracted by thumbturn from one side. No trim on opposite side.



**Deadbolt With "OCCUPIED" Indicator**  
Deadbolt thrown or retracted by key outside or thumbturn inside. When deadbolt is thrown "OCCUPIED" plate is displayed.

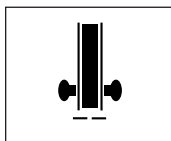
**\* Caution:** Double cylinder locks on residences and any door in any structure which is used for egress are a life safety hazard in times of emergency and their use is not recommended. Installation should be in accordance with existing codes only.

 180 degree messaging indicator available. See options section for details.

## Special Functions

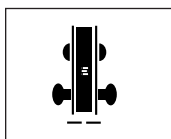
SCHLAGE

### L9110 x XL11-741



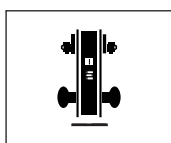
**Double Dummy With Active Trim**  
Knob/lever both sides always active. Includes lock case and armor front. Specify per XL11-741. May be ordered with optional XL11-743 armor front with cutout to receive deadbolt only.

### L9040 x XL11-446 LV9040



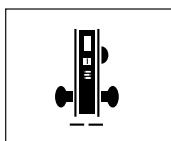
**Privacy With Turns Both Sides**  
Latchbolt retracted by knob/lever from either side unless outside is locked by inside or outside thumbturn. Operating inside knob/lever, closing door or rotating either thumbturn unlocks outside knob/lever. Specify per XL11-446.

### L9066 x XL11-897




**Storeroom Lock\***  
Key in either cylinder locks or unlocks both levers. When locked, latchbolt retracted by key either side. Specify per XL11-897.

### L9412 x XL11-907




**Exit Lock With Deadbolt**  
Latchbolt retracted by knob/lever inside. Outside knob/lever always fixed. Deadbolt thrown or retracted by inside thumbturn. Turning inside knob/lever retracts both deadbolt and latchbolt simultaneously. Auxiliary latch deadlocks latchbolt when door is locked. Specify per XL11-907.

### L9460 x XL11-635



**L9460 With Fixed Dummy Trim**  
Knob/lever both sides fixed. Deadbolt thrown or retracted by key outside or thumbturn inside. Specify per XL11-635.

### L9460, L9462, L9464 x XL11-886



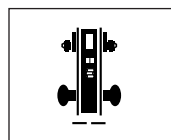
**Deadbolt With Retraction By Inside Lever or Knob**  
L9460: Deadbolt thrown or retracted by key outside or thumbturn inside. Outside knob/lever always fixed. Inside knob/lever active when deadbolt is extended. Rotating inside knob/lever will retract deadbolt.  
L9462: Same as above, except deadbolt thrown or retracted by key from either side.  
L9464 (shown): Same as above, except deadbolt thrown or retracted by key from one side. Specify desired function per XL11-886.

Note: 1) For pricing on special functions, see "Special Options" page

## Special Functions


SCHLAGE

### L9482 x XL11-543 LV9482



**Institution Lock With Deadbolt\***  
Latchbolt retracted by key from either side. Knob/lever on both sides always inoperative. Deadbolt thrown or retracted by key either side. Auxiliary latch deadlocks latchbolt when door is locked. Specify per XL11-543.

### L9485 x XL11-557



**Prison Function Lock**  
Latch retracted by key outside or knob inside. Outside knob always free spinning. Deadbolt only thrown or retracted by guard's key. Inside knob becomes fixed when deadbolt is thrown. Auxiliary latch deadlocks latchbolt when door is locked. Prisoner's key only retracts latchbolt. Furnished standard with tamper resistant Torx® screws. Specify per XL11-557. Only available in knob trim.

**LV-** Vandlgard function allows exterior lever to rotate freely down, while remaining securely locked.


\* **Caution:** Double cylinder locks on residences and any door in any structure which is used for egress are a life safety hazard in times of emergency and their use is not recommended. Installation should be in accordance with existing codes only.

**L909x EL/EU Electrified Locks**

All locks feature automatic detection and operation with 12 or 24V DC, and a case-mounted switch that allows customer selection of EL (fail safe) or EU (fail secure) operation. Please specify lock function as EL or EU for default switch position. Locks also come standard with Allegion Connect molex connector with 3" lead. Allegion Connect is a molex connector system that allows rapid installation of locks when used with Allegion Connect Harnesses (see page 193) and Allegion Connect Hinges (see Ives pricebook). For more information speak with your sales representative. The molex connector can also be cut off so that the lock can be installed with traditional splicing.

Available options for electrified functions: Request to Exit .....specify RX in the option string  
 Latchbolt Monitor.....specify LX in the option string  
 Door Position Sensor ...specify DPS in the option string (non deadbolt models only)  
 Deadbolt Monitor .....specify DM in the option string (deadbolt models only)

**L9090EL  
L9090EU**




**Electrically locking/unlocking outside lever, no cylinder**  
 Outside knob/lever continuously locked (EL) or unlocked (EU) by 12 or 24V DC. Inside lever always free for immediate egress.

**L9492EL  
L9492EU**




**Electrically locking/unlocking outside lever, outside cylinder, inside thumbturn, with deadbolt**  
 Outside knob/lever continuously locked (EL) or unlocked (EU) by 12 or 24V DC. Deadbolt thrown or retracted by key outside or thumbturn inside. Turning inside knob/lever retracts deadbolt and opens door. When unlocked, rotating outside lever retracts deadbolt and opens door. Aux latch deadlocks latchbolt when door is shut. Inside lever always free for immediate egress.

**L9091EL  
L9091EU**




**Electrically locking/unlocking both levers, no cylinder**  
 Inside and outside knob/lever continuously locked (EL) or unlocked (EU) by 12 or 24V DC.

**L9493EL  
L9493EU**




**Electrically locking/unlocking both levers, outside cylinder, inside thumbturn, with deadbolt**  
 Inside and outside knob/lever continuously locked (EL) or unlocked (EU) by 12 or 24V DC. Deadbolt thrown or retracted by key outside or thumbturn inside. When unlocked, rotating inside or outside lever retracts deadbolt and opens door. Aux latch deadlocks latchbolt when door is shut.

**L9092EL  
L9092EU**




**Electrically locking/unlocking outside lever, Outside cylinder (replaces L9080EL/EU)**  
 Outside knob/lever continuously locked (EL) or unlocked (EU) by 12 or 24V DC. Latchbolt retracted by key outside or knob/lever inside. Aux latch deadlocks latchbolt when door is locked. Inside lever always free for immediate egress.

**L9494EL  
L9494EU**




**Electrically locking/unlocking outside lever, inside and outside cylinders, with deadbolt**  
 Outside knob/lever continuously locked (EL) or unlocked (EU) by 12 or 24V DC. Deadbolt thrown or retracted by key outside or inside. Turning inside knob/lever retracts deadbolt and opens door. When unlocked, rotating outside lever retracts deadbolt and opens door. Aux latch deadlocks latchbolt when door is shut. Inside lever always free for immediate egress.

**L9093EL  
L9093EU**




**Electrically locking/unlocking both levers, Outside cylinder**  
 Inside and outside knob/lever continuously locked (EL) or unlocked (EU) by 12 or 24V DC. Latchbolt retracted by key outside. EL is fail safe (power failure allows either knob/lever to retract latchbolt); EU is fail secure (power failure locks both knobs/levers). Aux latch deadlocks latchbolt when door is locked.

**L9094EL  
L9094EU**



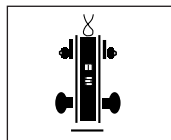
**Electrically locking/unlocking outside lever, Inside and outside cylinder**  
 Outside knob/lever continuously locked (EL) or unlocked (EU) by 12 or 24V DC. Latchbolt retracted by key inside or outside or knob/lever inside. Aux latch deadlocks latchbolt when door is locked. Inside lever always free for immediate egress.

**L9495EL  
L9495EU**



**Electrically locking/unlocking both levers, inside and outside cylinders, with deadbolt**  
 Inside and outside knob/lever continuously locked (EL) or unlocked (EU) by 12 or 24V DC. Deadbolt thrown or retracted by key outside or inside. When unlocked, rotating inside or outside lever retracts deadbolt and opens door. Aux latch deadlocks latchbolt when door is shut.

**L9095EL  
L9095EU**




**Electrically locking/unlocking both levers, Inside and outside cylinder (replaces L9082EL/EU)**  
 Inside and outside knob/lever continuously locked (EL) or unlocked (EU) by 12 or 24V DC. Latchbolt retracted by key inside or outside. Aux latch deadlocks latchbolt when door is locked.

# L · Functions

## LM9300 MultiPoint Lock

For use only with MultiPoint Lock Tornado, Tornado Shutter, Hurricane, or Security solution. Solution requires door and rod set sold through Steelcraft. Please contact your local sales representative for more details. Please specify handing on order (LM9300 handing not field reversible).


### LM9310



#### Passage Latch

Latchbolt retracted by knob/lever from either side at all times. Inside and outside knob/lever is always free for immediate egress. Auxiliary latch deadlocks latchbolt when door is closed.

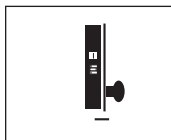
### LM9370 LMV9370



#### Classroom Lock

Latchbolt retracted by knob/lever from either side unless outside is locked by key. When outside is locked, latchbolt is retracted by key and knob/lever outside or by knob/lever inside. Inside knob/lever is always free for immediate egress. Auxiliary latch deadlocks latchbolt when door is closed.


### LM9325



#### Exit Lock

Latchbolt retracted by knob/lever from inside at all times. No trim on outside. Auxiliary latch deadlocks latchbolt when door is closed.


### LM9371 LMV9371



#### Classroom Security Lock

Latchbolt retracted by knob/lever from either side unless outside is locked by key from either side. When outside is locked, latchbolt is retracted by key and knob/lever outside or by knob/lever inside. Inside knob/lever is always free for immediate egress. Auxiliary latch deadlocks latchbolt when door is closed.


### LM9350 LMV9350



#### Office and Inner Entry Lock

Latchbolt retracted by knob/lever from either side unless outside is made inoperative by key outside or by turning inside thumbturn. When outside is locked, latchbolt is retracted by key and knob/lever outside or by knob/lever inside. Outside knob/lever remains locked until thumbturn is returned to vertical or unlocked by key. Inside knob/lever is always free for immediate egress. Auxiliary latch deadlocks latchbolt when door is closed.

### LM9380 LMV9380



#### Storeroom Lock

Latchbolt retracted by outside knob/lever after key inserted and turned 280° or anytime by inside lever. Auxiliary latch deadlocks latchbolt when door is closed. Inside knob/lever is always free for immediate egress. **Specify handing on order.**



180 degree messaging indicator available. See options section for details.

this page intentionally left blank

Cast or Forged Lever Designs with Wrought Roses

MORTISE

L-12

<p><b>01</b></p>	<p><b>02</b></p>	<p><b>03</b></p>	<p><b>05</b></p>
<p><b>06</b></p> <p>Not available with C Rose</p>	<p><b>07</b></p>	<p><b>12</b></p> <p>specify hand</p>	<p><b>17</b></p>
<p><b>18</b></p>	<p><b>LAT</b></p>	<p><b>LON</b></p>	<p><b>OME</b></p>
<p><b>Accent (ACC)</b></p> <p>specify hand</p>	<p><b>Asti (AST)</b></p> <p>specify hand</p>	<p><b>Merano (MER)</b></p> <p>specify hand</p>	
<p><b>Ligature Resistant Lever SL1</b></p>	<p><b>Ligature Resistant Knob SK1</b></p>	<p><b>41</b></p>	<p><b>42</b></p>

Note: Above images shown with A Rose. (except for ligature resistant trim)

Wrought Rose Designs

<p><b>A</b></p> <p>2 1/8" (54 mm) diameter</p>	<p><b>B</b></p> <p>2 9/16" (65mm) diameter</p>	<p><b>C</b> (not available 612 or 613 finish)</p> <p>2 5/8" (66mm) diameter</p>	<p><b>AVA</b> (ACC lever only)</p> <p>2 5/8" (66mm) diameter</p>	<p><b>MER</b> (MER lever only)</p> <p>2 5/8" (66mm) diameter</p>
--	--	---	--	--

**L-Series (A, B or C Rose Trim) - Standard Collection levers**

Function	Add \$83 for Vandigard Option	Add \$847 MultiPoint Lock	Description	Lever or Knob Designs and Finishes					
				03	06 07 12 17 OME	03 06 07 12 17 OME	Ligature-Resistant SKI#	Ligature-Resistant SLI#*	
				‡: 01, 02, 05, 18, 41, 42, LAT*, LON* ACC †, AST †, MER † * Not available 612, 613 † Not available 612, 613, 629, 630					
				Finishes					
				626	626	605 606 609 612 619 622 625 643e	613 629 630	630	630
<b>Keyless Functions</b>									
L9010		•	Passage	\$487	\$597	\$609	\$627	\$1,419	\$1,647
LM9325			Exit - MultiPoint Lock Only	1,415	1,525	1,537	1,555	-	-
L9040		•	Privacy	577	687	699	717	1,509	1,737
L9044		•	Privacy w/ coin turn	636	746	758	776	-	-
L9090&91 EL&EU			Electrified Lock (keyless)	851	961	973	991	1,783	2,011
L9440		•	Privacy w/ deadbolt	680	790	802	820	1,612	1,840
L9444		•	Privacy w/ deadbolt and coin turn	738	848	860	878	-	-
L0170			Single dummy	158	213	219	229	-	-
L0172			Double dummy	323	433	445	463	-	-
L9175			Single dummy with case	265	320	326	336	-	-
L9176			Double dummy with case	418	528	540	558	-	-
<b>Keyed Single Cylinder Functions</b>									
L9050P		• •	Entrance/Office	\$656	\$766	\$778	\$796	\$1,588	\$1,816
L9056P		• •	Entrance/Office with auto unlocking	726	836	848	866	1,658	1,886
L9070P		• •	Classroom	656	766	778	796	1,588	1,816
L9076P		• •	Classroom holdback						
L9080P		• •	Storeroom	680	790	802	820	1,612	1,840
L9092P&93P EL&EU			Electrified Lock (outside cylinder)						
L9453P		•	Entrance w/ deadbolt						
L9456P		•	Corridor w/ deadbolt						
L9465P			Closet/Storeroom w/ deadbolt						
L9473P			Dorm/Bedroom w/ deadbolt	757	867	879	897	1,689	1,917
L9480P		•	Storeroom w/ deadbolt						
L9485P**		•	Faculty Restroom	726	836	848	866	1,658	1,886
L9486P			Faculty restroom with 09-611 "Do not disturb" indicator	756	866	878	896	-	-
L9492P&93P EL&EU			Electrified lock (outside cylinder, inside thumbturn, deadbolt)	950	1,060	1,072	1,090	1,882	2,110
L9496P			Privacy w/ Deadbolt & 09-611 L583-375 "Occupied" indicator	756	866	878	896	-	-
<b>Keyed Double Cylinder Functions</b>									
L9060P		•	Apartment entrance	732	842	854	872	1,664	1,892
L9071P		• •	Classroom security						
L9077P		•	Classroom security holdback						
L9082P		•	Institution	1,003	1,113	1,125	1,143	1,935	2,163
L9094P&95P EL&EU			Electrified Lock (Inside and outside cylinder)						
L9457P		•	Classroom security w/ deadbolt	755	865	877	895	1,687	1,915
L9458P		•	Classroom security w/ deadbolt & aux latch						
L9466P			Storeroom w/ deadbolt	732	842	854	872	1,664	1,892
L9494P&95P EL&EU			Electrified lock (inside and outside cylinder, deadbolt)	1,026	1,136	1,148	1,166	1,958	2,186
* SL1 ligature resistant lever not subject to standard discounts									
** Specify door hand for faculty restroom locks. Faculty Restroom locks are furnished 0-bitted with two 6-pin keys unless otherwise specified. Emergency keys must be ordered separately.									
# Specify XL11-000 in comments when ordering ligature-resistant knob and XL12-482 when ordering ligature-resistant lever. Price includes lever/knob, thumbturn & cylinder ring as appropriate. Not available less components or cylinders; less core is available. Mixed trim ligature resistant knob and lever available - specify both XL11-000 and XL12-482 in comments.									

**Notes:** 1) For the Everest 29 T and Everest D family of restricted keyways (Quad, Numbered, Reversed) add \$15.00. This does not apply to Primus families. See **Terms and Conditions** for more information.

Cast or Forged Lever Designs with Cast, Forged, or Wrought Escutcheons

MORTISE

L-14

<p><b>01</b></p>	<p><b>02</b></p>	<p><b>03</b></p>	<p><b>05</b></p>
<p><b>06</b></p>	<p><b>07</b></p>	<p><b>12</b></p> <p>☞ specify hand</p>	<p><b>17</b></p>
<p><b>18</b></p>	<p><b>LAT</b></p>	<p><b>LON</b></p>	<p><b>OME</b></p>
<p><b>Accent (ACC)</b></p> <p>☞ specify hand</p>	<p><b>Asti (AST)</b></p> <p>☞ specify hand</p>	<p><b>Merano (MER)</b></p> <p>☞ specify hand</p>	
<p><b>41</b></p>	<p><b>42</b></p>		

Note: Above images shown with L Escutcheon.

Cast/Forged (L) or Wrought (N)

**L**

Dimensions:  
 7 15/16" x 1 3/4" x 7/16"  
 (202mm x 44mm x 11mm)

**N**

Dimensions:  
 7 7/8" x 2 1/2" x 7/16"  
 (200mm x 64mm x 11mm)



L-Series (L or N Escutcheon) - Standard Collection Levers						
Function	Add \$83 for Vandlgard Option	Add \$847 MultiPoint Lock	Description	Lever or Knob Designs and Finishes		
				Standard Lead time: 03, 06, 07, 12 <sup>☞</sup> , 17, OME		
				☞: 01, 02, 05, 18, 41, 42, LAT*, LON*, ACC <sup>☞</sup> †, AST <sup>☞</sup> †, MER <sup>☞</sup> †		
				* Not available 612, 613		
				† Not available 612, 613, 629, 630		
				Finishes		
				626	605 606 609 612 619 622 625 643e	613 629 630
Keyless Functions						
L9010		•	Passage	\$624	\$636	\$654
L9040		•	Privacy	714	726	744
L9090&91 EL&EU			Electrified Lock (keyless)	988	1,000	1,018
L9440		•	Privacy w/ Deadbolt	817	829	847
L0170			Single Dummy (N Escutcheon Only)	227	233	243
L0172			Double Dummy	460	472	490
L9175			Single Dummy with Case	334	340	350
L9176			Double Dummy with Case	555	567	585
Keyed Single Cylinder Functions						
L9050P		•	Entrance/Office	793	805	823
L9056P		•	Entrance/Office w/ Auto Unlocking	863	875	893
L9070P		•	Classroom	793	805	823
L9076P		•	Classroom Holdback			
L9080P		•	Storeroom			
L9092P&93P EL&EU			Electrified Lock (outside cylinder)	1,064	1,076	1,094
L9453P		•	Entrance/Office w/ Deadbolt	817	829	847
L9456P		•	Corridor w/ Deadbolt			
L9465P			Closet/Storeroom w/ Deadbolt			
L9473P			Dorm/Bedroom w/ Deadbolt			
L9480P		•	Storeroom w/ Deadbolt	894	906	924
L9485P**		•	Faculty Restroom	863	875	893
L9492P&93P EL&EU			Electrified lock (outside cylinder, inside thumbturn, deadbolt)	1,087	1,099	1,117
Keyed Double Cylinder Functions						
L9060P		•	Apartment Entrance	\$869	\$881	\$899
L9071P		•	Classroom Security			
L9077P		•	Classroom Security Holdback			
L9082P		•	Institution			
L9094P&95P EL&EU			Electrified Lock (Inside and outside cylinder)	1,140	1,152	1,170
L9457P		•	Classroom Security w/ Deadbolt	892	904	922
L9458P		•	Classroom Security w/ Deadbolt & Aux Latch			
L9466P			Storeroom w/ Deadbolt	869	881	899
L9494P&95P EL&EU			Electrified lock (inside and outside cylinder, deadbolt)	1,163	1,175	1,193
		**	Specify door hand for faculty restroom locks. Faculty restroom locks are furnished 0-bitted with two 6-pin keys unless otherwise specified. Emergency keys must be ordered separately.			

- Notes:**
- 1) For the Everest 29 T and Everest D family of restricted keyways (Quad, Numbered, Reversed) add \$15.00. This does not apply to Primus families. See **Terms and Conditions** for more information.
  - 2) L escutcheon available 1 3/8" - 2 1/2" doors non-Vandlgard functions, 1 3/4" - 2 1/2" doors on Vandlgard functions. N escutcheon available 1 3/4" - 2 1/4" non-Vandlgard and Vandlgard functions

MORTISE

L-16

Cast or Forged Lever Designs with Wrought Roses

<p><b>M51</b></p>	<p><b>M52</b></p>	<p><b>M53</b></p>
<p><b>M54</b></p>	<p><b>M55</b></p>	<p><b>M56</b></p>
<p><b>M57</b></p>	<p><b>M61</b></p>	<p><b>M62</b></p>
<p><b>M63</b></p>	<p><b>M81</b></p>	<p><b>M82</b></p>
<p><b>M83</b></p>	<p><b>M84</b></p>	<p><b>M85</b></p>

Wrought Rose Designs

<p><b>A</b></p> <p>2 1/8" (54 mm) diameter</p>	<p><b>B</b></p> <p>2 9/16" (65mm) diameter</p>	<p><b>C</b> (not available 612 or 613 finish)</p> <p>2 5/8" (66mm) diameter</p>
--	--	---

**Note:** Above images shown with A Rose.

L-Series (A, B or C Rose Trim) - M Collection Levers				
Function	Add \$83 for Vandgard Option	Add \$847 MultiPoint Lock	Description	Lever Designs
				Standard Lead time: M51, M52, M81 ⌘: M54, M56, M61⌘, M63⌘, M83, M84, M85 ⌘: M53, M55, M57†, M62⌘†, M82 † Available 629 and 630 only
				Finishes
				605 606 609 619 622 625 626 629 630 643e
<b>Keyless Functions</b>				
L9010		.	Passage	\$627
LM9325			Exit - MultiPoint Lock Only	1,555
L9040	.		Privacy	717
L9044	.		Privacy w/ Coin Turn	776
L9090&91 EL&EU			Electrified Lock (keyless)	991
L9440	.		Privacy w/ Deadbolt	820
L9444	.		Privacy w/ Deadbolt and Coin Turn	878
L0170			Single Dummy	229
L0172			Double Dummy	463
L9175			Single Dummy with Case	336
L9176			Double Dummy with Case	558
<b>Keyed Single Cylinder Functions</b>				
L9050P	.	.	Entrance/Office	\$796
L9056P	.		Entrance/Office w/ Auto Unlocking	866
L9070P	.	.	Classroom	796
L9076P	.		Classroom Holdback	
L9080P	.	.	Storeroom	
L9092P&93P EL&EU			Electrified Lock (outside cylinder)	1,067
L9453P	.		Entrance/Office w/ Deadbolt	820
L9456P	.		Corridor w/ Deadbolt	
L9465P			Closet/Storeroom w/ Deadbolt	
L9473P			Dorm/Bedroom w/ Deadbolt	
L9480P	.		Storeroom w/ Deadbolt	897
L9485P**	.		Faculty Restroom	866
L9486P			Faculty restroom with 09-611 "Do not disturb" indicator	896
L9492P&93P EL&EU			Electrified lock (outside cylinder, inside thumbturn, deadbolt)	1,090
L9496P			Privacy w/ Deadbolt & 09-611 L583-375 "Occupied" indicator	896
<b>Keyed Double Cylinder Functions</b>				
L9060P	.		Apartment Entrance	872
L9071P	.	.	Classroom Security	
L9077P	.		Classroom Security Holdback	
L9082P	.		Institution	
L9094P&95P EL&EU			Electrified Lock (Inside and outside cylinder)	1,143
L9457P	.		Classroom Security w/ Deadbolt	895
L9458P	.		Classroom Security w/ Deadbolt & Aux Latch	
L9466P			Storeroom w/ Deadbolt	872
L9494P&95P EL&EU			Electrified lock (inside and outside cylinder, deadbolt)	1,166
**	Specify door hand for faculty restroom locks. Faculty restroom locks are furnished 0-bitted with two 6-pin keys unless otherwise specified. Emergency keys must be ordered separately.			

**Notes:** 1) For the Everest 29 T and Everest D family of restricted keyways (Quad, Numbered, Reversed) add \$15.00. This does not apply to Primus families. See **Terms and Conditions** for more information.

## Cast or Forged Lever Designs with Cast, Forged, or Wrought Escutcheons

MORTISE

L-18

<p><b>M51</b></p>	<p><b>M52</b></p>	<p><b>M53</b></p>
<p><b>M54</b></p>	<p><b>M55</b></p>	<p><b>M56</b></p>
<p><b>M57</b></p>	<p><b>M61</b></p>	<p><b>M62</b></p>
<p><b>M63</b></p>	<p><b>M81</b></p>	<p><b>M82</b></p>
<p><b>M83</b></p>	<p><b>M84</b></p>	<p><b>M85</b></p>

### Cast/Forged (L) or Wrought (N)

**Note:** Above images shown with L escutcheon.

**L**

Dimensions:  
 $7 \frac{15}{16}'' \times 1 \frac{3}{4}'' \times \frac{7}{16}''$   
 (202mm x 44mm x 11mm)

**N**

Dimensions:  
 $7 \frac{7}{8}'' \times 2 \frac{1}{2}'' \times \frac{7}{16}''$   
 (200mm x 64mm x 11mm)

L-Series (L or N Escutcheon Trim) - M Collection Levers				
Function	Add \$83 for Vandlgard Option	Add \$847 MultiPoint Lock	Description	Lever Designs
				Standard Lead time: M51, M52, M81 ⌘: M54, M56, M61⌘, M63⌘, M83, M84, M85 ⌘: M53, M55, M57†, M62⌘†, M82 † Available 629 and 630 only
				Finishes
				605 606 609 619 622 625 626 629 630 643e
<b>Keyless Functions</b>				
L9010	.	.	Passage	<b>\$654</b>
L9040	.	.	Privacy	<b>744</b>
L9090&91 EL&EU			Electrified Lock (keyless)	<b>1,018</b>
L9440	.	.	Privacy w/ Deadbolt	<b>847</b>
L0170			Single Dummy (N Escutcheon only)	<b>243</b>
L0172			Double Dummy	<b>490</b>
L9175			Single Dummy with Case	<b>350</b>
L9176			Double Dummy with Case	<b>585</b>
<b>Keyed Single Cylinder Functions</b>				
L9050P	.	.	Entrance/Office	<b>\$823</b>
L9056P	.	.	Entrance/Office w/ Auto Unlocking	<b>893</b>
L9070P	.	.	Classroom	
L9076P	.	.	Classroom Holdback	<b>823</b>
L9080P	.	.	Storeroom	
L9092P&93P EL&EU			Electrified Lock (outside cylinder)	<b>1,094</b>
L9453P	.	.	Entrance/Office w/ Deadbolt	
L9456P	.	.	Corridor w/ Deadbolt	<b>847</b>
L9465P			Closet/Storeroom w/ Deadbolt	
L9473P			Dorm/Bedroom w/ Deadbolt	
L9480P	.	.	Storeroom w/ Deadbolt	<b>924</b>
L9485P**	.	.	Faculty Restroom	<b>893</b>
L9492P&93P EL&EU			Electrified lock (outside cylinder, inside thumbturn, deadbolt)	<b>1,117</b>
<b>Keyed Double Cylinder Functions</b>				
L9060P	.	.	Apartment Entrance	
L9071P	.	.	Classroom Security	<b>\$899</b>
L9077P	.	.	Classroom Security Holdback	
L9082P	.	.	Institution	
L9094P&95P EL&EU			Electrified Lock (Inside and outside cylinder)	<b>1,170</b>
L9457P	.	.	Classroom Security w/ Deadbolt	<b>922</b>
L9458P	.	.	Classroom Security w/ Deadbolt & Aux Latch	
L9466P			Storeroom w/ Deadbolt	<b>899</b>
L9494P&95P EL&EU			Electrified lock (inside and outside cylinder, deadbolt)	<b>1,193</b>
**	Specify door hand for faculty restroom locks. Faculty Restroom locks are furnished 0-bitted with two 6-pin keys unless otherwise specified. Emergency keys must be ordered separately.			

- Notes:**
- 1) For the Everest 29 T and Everest D family of restricted keyways (Quad, Numbered, Reversed) add \$15.00. This does not apply to Primus families. See **Terms and Conditions** for more information.
  - 2) L escutcheon available 1 3/8"- 2 1/2" doors non-Vandlgard functions, 1 3/4"-2 1/2" doors on Vandlgard functions. N escutcheon available 1 3/4" - 2 1/4" non-Vandlgard and Vandlgard functions

MORTISE

L-20

Commercial Lever Suite					
Standard Levers					
L Mortise	LT Tubular	ND Cylindrical	AL Cylindrical	S Tubular	33A/35A, 94/95, 98/99 Exit Devices (Von Duprin)
01	01				01
02	02				02
03	03	Tubular			03
05	05				05
06	06	Rhodes	Saturn	Saturn	06
07	07	Athens	Jupiter	Jupiter	07
12	12				12
17	17	Sparta	Neptune	Neptune	17
18	18				18
Latitude	Latitude				Latitude
Longitude	Longitude				Longitude
Omega	Omega	Omega	Omega		16
Asti	Asti			Flair	Asti
Merano	Merano				Merano
Accent	Accent				Accent

M Collection Levers		
L Mortise	LT Tubular	33A/35A, 94/95, 98/99 Exit Devices (Von Duprin)
M51	M51	M51
M52	M52	M52
M53	M53	M53
M54	M54	M54
M55	M55	M55
M56	M56	M56
M57	M57	M57
M61	M61	M61
M62	M62	M62
M63	M63	M63
M81	M81	M81
M82	M82	M82
M83	M83	M83
M84	M84	M84
M85	M85	M85

L9000-Series Deadbolt Locks					Ligature-Resistant Trim*
		Finishes			
Part Number	Description	626	605 606 609 612 619 <b>622</b> 625 643	613 629 630	630
<b>Keyed</b>					
L9460P	Single cylinder outside, turn inside	\$379	\$385	\$395	\$726
L9462P	Double cylinder	461	\$467	\$477	682
L9463P <sup>✎</sup>	Single cylinder outside, classroom turn inside	461	\$467	\$477	-
L9464P	Single cylinder outside, blank inside	314	\$320	\$330	433
For the Everest 29 T and Everest D family of restricted keyways (Quad, Numbered, Reversed) add \$15.00. This does not apply to Primus families. See <b>Terms and Conditions</b> for more information.					

L400-Series Deadbolt Locks					Ligature-Resistant Trim*
		Finishes			
Part Number	Description	626	605 606 609 612 619 <b>622</b> 625 643	613 629 630	630
<b>Keyed</b>					
L460P	Single cylinder outside, turn inside	\$250	\$256	\$266	\$595
L462P	Double cylinder	295	301	311	516
L463P <sup>✎</sup>	Single cylinder outside, classroom turn inside	295	301	311	-
L464P	Single cylinder outside, blank inside	242	248	258	361
L496P	L460 with 09-611 L583-375 "Occupied" indicator	362	368	378	-
<b>Keyless</b>					
L480	Door bolt	\$209	\$215	\$225	\$455
For the Everest 29 T and Everest D family of restricted keyways (Quad, Numbered, Reversed) add \$15.00. This does not apply to Primus families. See <b>Terms and Conditions</b> for more information.					

MORTISE

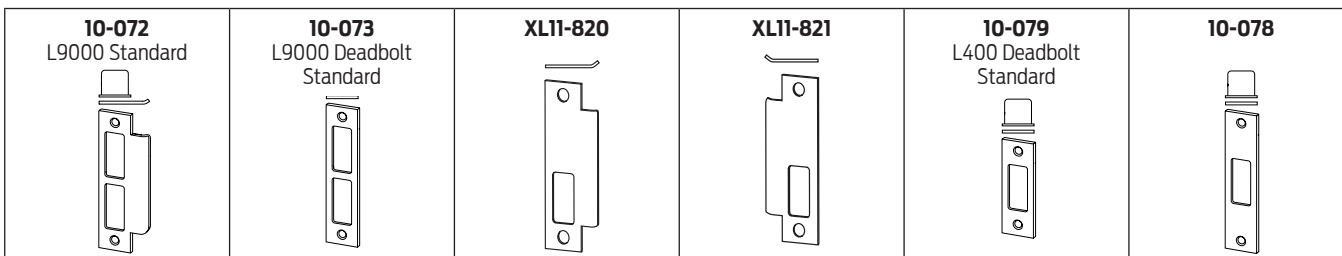
L-22

Cylinder Adjustments		
Specify	Description	Lock Price Adjustment (per cylinder)
<b>Concealed Cylinder (L Escutcheon only)</b>		
C Suffix	Concealed cylinder for L escutcheon	\$22.00
<b>Full Size Interchangeable Core (FSIC)</b>		
R Suffix	Full size core (furnished 1-bitted w/ two 6-pin keys unless otherwise specified)	\$64.00
J Suffix	Less full size core	N/C
<b>Full Size Construction Core</b>		
T Suffix	Full size construction core (assessed handling charge 50-231 per core)	\$64.00
<b>Small Format Interchangeable Core (SFIC) (Not available with Hotel Functions L9485 or L9486)</b>		
GD Suffix	Everest patented core (specify key symbol; see <b>Terms &amp; Conditions</b> for more details)	\$73.00
BD Suffix	Less small format core	N/C
<b>Small Format Construction Core &amp; Disposable Core</b>		
HD Suffix	Small format construction core (assessed handling charge 50-231 per core)	\$38.00
BDC Suffix	Small format disposable core	N/C
<b>Construction Core Handling Charge</b>		
50-231	Handling charge for construction core (assessed per core, non-refundable)	\$9.00
Notes	Control keys are not furnished with locks and must be purchased separately. See <b>Keys &amp; Keying</b> . Interchangeable cores are not available with concealed cylinders.	
Ordering instructions: Add suffix to lock function. Ex: L9050J (L9050 function less full size core)		

Primus / Primus XP - available through specific channels based on security levels. See Terms & Conditions for details.		
Specify	Description	Lock Price Adjustment
<b>Full-Face Primus Cylinders</b>		
L Suffix	Order lock less cylinder; order Primus cylinder 20-787 or 20-793 separately	-\$74 per cylinder
20-787	Full-face Primus cylinder w/ compression ring & spring (for use with rose trim)	141.00
20-793	Full-face Primus cylinder only (for use with escutcheon trim)	133.00
<b>Concealed Primus Cylinders</b>		
W Suffix	Order lock less concealed cylinder; order Primus cylinder 20-589 separately	\$23.00
20-589	Concealed Primus cylinder (for use with L escutcheon w/ concealed cylinder only)	178.00
<b>Full-Size Interchangeable Primus Core</b>		
J Suffix	Order lock less full size core; order full-size Primus core 20-740 separately	N/C for J Suffix
20-740	Full-size interchangeable Primus core	\$132.00
Notes	Primus not available for Faculty Restroom function (L9485, L9486)	
Ordering instructions: Add suffix to lock function, order Primus cylinder separately. Ex: L9050W (L9050 function less concealed cylinder) order 20-589 on separate line.		



Armor Fronts, L9000 & L400-Series		
Specify	Description	Lock Price Adjustment
<b>1 1/4" Wide (Standard armor size for 1 3/4" and larger door thicknesses)</b>		
09-661	Blank (L9175, L9176)	N/C
09-662	Latch only (L9010, L9040, L9044)	
09-663	Latch x aux latch (L9050, L9056, L9060, L9070, L9071, L9080, L9082, L9090/91/92/93/95/95*)	
09-713	Latch x aux latch (L9076, L9077)	
09-664	Latch x deadbolt (L9444, L9456, L9457, L9465, L9466, L9473, L9496)	
09-665	Deadbolt (L9460, L9462, L9463, L9464)	
09-666	Latch x aux latch x deadbolt (L9453, L9458, L9480, L9485, L9486, L9492/93/94/95)	
09-717	Deadbolt armor (L460, L462, L463, L464, L480, L496)	
<b>1 1/16" Wide (recommended armor size for doors thinner than 1 3/4", including 1 3/8" doors)</b>		
09-667	Blank (L9175, L9176)	N/C
09-668	Latch only (L9010, L9040, L9044)	
09-669	Latch x aux latch (L9050, L9056, L9060, L9070, L9071, L9080, L9082, L9090/91/92/93/94/95*)	
09-718	Latch x aux latch (L9076, L9077)	
09-670	Latch x deadbolt (L9444, L9456, L9457, L9465, L9466, L9473, L9496)	
09-671	Deadbolt (L9460, L9462, L9463, L9464)	
09-672	Latch x aux latch x deadbolt (L9453, L9458, L9480, L9485, L9486, L9492/93/94/95)	
*For L9090/91/92/93/94/95 with DPS use armor 09-666 (1 1/4" wide) or 09-670 (1 1/16 wide)		
Ordering instructions: Specify on order only if requesting other than default.		



Strikes, L9000 and L400 Series		
Specify	Description	Lock Price Adjustment
<b>Strikes, L9000 Series</b>		
10-072	1 1/4" x 4 7/8" square corner strike + box, 1 3/16" lip length, standard L9000 strike	N/C
10-072 xx	1 1/4" x 4 7/8" square corner strike + box; specify lip length (xx) as 7/8", 1" or 1 1/2"	
10-072 xx	1 1/4" x 4 7/8" square corner strike + box; specify lip length (xx) as 1 3/4" or 2"	
10-073	Deadbolt lock strike, standard for L9460, L9462, L9463 and L9464	N/C
10-075	1/2" rabbeted strike	93.80
37-015	Door frame strike reinforcer (finish not applicable)	N/C
XL11-820	One hole strike for latching functions, RH & LHR doors	11.60
XL11-821	One hole strike for latching functions, LH & RHR doors	
<b>Strikes, L400 Series</b>		
10-078	1 1/4" x 4 7/8" square corner strike + box	N/C
10-079	1 1/8" x 3 1/2" square corner strike + box, ANSI 115.5 prep, standard L400 strike	
Ordering instructions: Specify on order only if requesting other than default.		

<b>Locks Less Components</b>		
<b>Description</b>	<b>Specify</b>	<b>Lock Price Adjustment</b>
Less each knob or lever	LLL for knob/lever design Example: L9050P LLL/03A x 03A	<b>-\$23.90</b>
Less each rose or escutcheon	LLL for rose/escutcheon design Example: L9050P 03A x 03A/LLL	<b>-23.90</b>
Less complete trim one side*	LLL for complete trim outside Example: L9050P LLL x 03A	<b>-47.80</b>
Less full face cylinder (rose trim)	<b>L</b> suffix Example: L9050L 03A	<b>-74.00 per cylinder</b>
Less full face cylinder	<b>L</b> suffix Example: L9050L 03L	<b>-65.00 per cylinder</b>
Less concealed cylinder (L escutcheon only)	<b>W</b> suffix Example: L9050W 03L	<b>-65.00 per cylinder</b>
Less hotel cylinder (rose trim)	<b>L</b> suffix, Faculty Restroom Function (L9485 or L9486) Example: L9485L 03A	<b>-107.00</b>
Less hotel cylinder (escutcheon trim)	<b>L</b> suffix, Faculty Restroom Function (L9485 or L9486) Example: L9485L 03L	<b>-102.00</b>
Less armor front	LLL for armor front Example: L9050P 03A 626 LLL 10-072	<b>-14.60</b>
Less strike	LLL for strike Example: L9050P 03A 612 09-663 LLL	<b>-11.40</b>
Less complete trim both sides	LLL for complete trim both sides Example: L9050L LLL 626 LLL 626 09-663 LLL Lock case, strike and armor front only	<b>Sum of applicable deducts, use 06A design and specified finish for base price.</b>
	* L283-150 furnished to mount inside trim when lock is ordered less outside trim for rose designs only. Add \$35.00 per lock.	

Note: 1) L-Series locks ordered less all components are furnished as lock cases. See L Parts: Lock Cases.  
 2) Not available with anti-ligature knob (SK1, XL11-000 option) or anti-ligature lever (SL1, XL12-482 option).

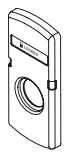



















<b>Locks Less Lock Case (Trim Kits)</b>		
<b>Function</b>	<b>Specify</b>	<b>Lock Price Adjustment</b>
L9010	Function, design, finish, LLL for armor, LLL for strike and "less lock case"	<b>-\$153.00</b>
L9040, L9044, L9440, L9444	Example: L9010 03A 626 LLL LLL, less lock case	<b>-191.00</b>
L9050, L9056, L9070, L9076, L9080		<b>-256.00</b>
L9453, L9456, L9465, L9473, L9480, L9485, L9486, L9486 "Occupied", L9496	Function less cylinder (use L suffix), design, finish, LLL for armor, LLL for strike, and "less lock case"	<b>-278.00</b>
L9060, L9071, L9077, L9082, L9457, L9466	Example: L9050L 06L 613 LLL LLL, less lock case	<b>-314.00</b>

Notes: 3) Locks less lock case are furnished less cylinder(s), armor front, and strike. Included are complete sets of outside and inside trim with spring cages, spindles, mounting screws and thru-bolts as required for the function specified.  
 4) Deductions are applied to complete lock prices.  
 5) Not available with SK1, XL11-000 anti-ligature knob trim or SL1, XL12-482 anti-ligature lever trim.

Non Standard Door Thickness		
Specify	Description	Lock Price Adjustment
<b>Keyless Functions</b>		
1 3/8"	1 3/8" door thickness (not available with LV (Vandlgard) functions)	N/C
thickness & how applied (xx)	For > 1 3/4" - 2 1/2" thick doors, specify (xx) Extended Inside (EI), Outside (EO), Equally (EE) or Differently (ED)	\$88.90
	For > 2 1/2" - 4" thick doors, specify (xx) Extended Inside (EI), Outside (EO), Equally (EE) or Differently (ED)	
<b>Single Cylinder Functions</b>		
1 3/8"	1 3/8" door thickness (not available with LV (Vandlgard) functions)	N/C
thickness & how applied (xx)	For > 1 3/4" - 2 1/2" thick doors	\$88.90
	For > 2 1/2" - 4" thick doors - specify (xx) Extended Inside (EI)	
	For > 2 1/2" - 4" thick doors - specify (xx) Extended Outside (EO), Equally (EE), or Differently (ED)	434.00
<b>Double Cylinder Functions</b>		
1 3/8"	1 3/8" door thickness (not available with LV (Vandlgard) functions)	N/C
thickness & how applied (xx)	For > 1 3/4" - 2 1/2" thick doors	\$434.00
	For > 2 1/2" - 4" thick doors - specify (xx) Extended Inside (EI) or Extended Outside (EO)	
	For > 2 1/2" - 4" thick doors - specify (xx) Extended Equally (EE) or Extended Differently (ED)	777.00
<b>L400 Deadbolt Functions</b>		
Thickness	For 1 3/4" - 3" thick doors, Extended Equally only	N/C
Notes	Price keyed locks less cylinders (L or W suffix) same as keyless locks	
	Locks furnished Extended Equally unless otherwise specified	
	Door thickness must be specified in 1/4" increments only, except for 1 3/8" thick doors	
	Locks w/ N Escutcheon only available for 1 3/4" - 2 3/8" thick doors	
	Locks with small format interchangeable cores (BD, BDC, GD, HD suffix) only available for 1 3/8" - 2 1/4" thick doors	
	L9463 function is only available for doors up to 3 5/8" thick extended equally	
	LV (Vandlgard) option only available for 1 3/4" - 3" thick doors	
	Ligature resistant knob (SK1) and lever (SL1) only available on 1 3/4" doors	
Ordering instructions: Include thickness and how extended in order. EX - L9050P 03A 626 2" EE (L9050P function, 03A trim, 626, for 2" door extended equally).		

MORTISE

L-25

<b>Sectional Indicator</b> 	<b>N Escutcheon Indicator</b> 	<b>Available Messages</b> LOCKED/OCCUPIED/DO NOT DISTURB/ lock symbol is white text on red background UNLOCKED/VACANT/unlocked symbol is black text on white background								
<table border="1" style="width: 100%; border-collapse: collapse;"> <tr> <td style="text-align: center;">  <b>LOCKED</b> </td> <td style="text-align: center;">  <b>OCCUPIED</b> </td> <td style="text-align: center;"><b>DO NOT DISTURB</b></td> <td style="text-align: center;">  </td> </tr> <tr> <td style="text-align: center;">  <b>UNLOCKED</b> </td> <td style="text-align: center;">  <b>VACANT</b> </td> <td></td> <td style="text-align: center;">  </td> </tr> </table>			 <b>LOCKED</b>	 <b>OCCUPIED</b>	<b>DO NOT DISTURB</b>		 <b>UNLOCKED</b>	 <b>VACANT</b>		
 <b>LOCKED</b>	 <b>OCCUPIED</b>	<b>DO NOT DISTURB</b>								
 <b>UNLOCKED</b>	 <b>VACANT</b>									

### Indicators (180 degree visibility - for Sectional (rose) or N Escutcheon Trim)

Specify	Description	Lock Price Adjustment
Inside indicators: Available for L/LV9040, 9044, 9050, 9056, 9060, 9071, 9077, 9440, 9444, 9456, 9457, 9458, 9460, 9462, 9463, 9466, 9473, 9480, 9485, 9350, 9371, 460, 462, 463, 480		
L283-711	LOCKED/UNLOCKED indicator for inside of door	<b>\$93.80</b>
L283-712	VACANT/OCCUPIED indicator for inside of door	<b>93.80</b>
L283-713	DO NOT DISTURB indicator for inside of door	<b>93.80</b>
L283-714	symbols only indicator for inside of door	<b>93.80</b>
Outside indicators: L/LV9040, 9044, 9050, 9056, 9060, 9070, 9071, 9076, 9077, 9440, 9444, 9456, 9457, 9458, 9460, 9462, 9463, 9464, 9465, 9466, 9473, 9480, 9485, 9350, 9370, 9371, 460, 462, 463, 464		
L283-721	LOCKED/UNLOCKED indicator for outside of door	<b>\$93.80</b>
L283-722	VACANT/OCCUPIED indicator for outside of door	<b>93.80</b>
L283-723	DO NOT DISTURB indicator for outside of door	<b>93.80</b>
L283-724	symbols only indicator for outside of door	<b>93.80</b>
Notes:	1) Indicators available in all finishes except 612 and 613 2) Indicators used on L9040/L9440 functions use screwdriver for privacy override instead of emergency key 3) Indicator option available either inside or outside of door only. 4) Cylinder and sectional indicators require additional door preparation.	
Ordering instructions: add part number under "Additional Details" section of order. EX: L9050P 06N 626 L283-711 adds indicator to the inside (thumbturn side) of lock		

### Tamper Resistant Torx® Screws

Specify	Description	Lock Price Adjustment
Torx Screws	Torx screws - compatible with armor, strike, rose trim, thumbturns, L escutcheon trim (1 3/4" doors only)	<b>\$19.20</b>
Torx Screws + XL11-848	Torx screws for armor, strike, and N escutcheon trim (1 3/4" doors only)	
Ordering instructions: include in order under "Additional Details".		

### Tactile Warning

Specify	Description	Lock Price Adjustment
'8' lever prefix	Tactile warning applied to outside lever; available on 01, 02, 03, 05, 06, 07, 12, 17, 18, M51, M52, M81 lever designs	<b>\$41.50</b>
Ordering instructions: Preface lever design code with 8. EX - 803, for 03, 806 for 06, 851 for M51, etc.		

### ADA Thumbturn\*

Specify	Description	Lock Price Adjustment
L583-363	ADA Disability thumbturn option	<b>\$14.60</b>
* Available w/ all thumbturn functions except L9463 and L463. Not available with ligature-resistant knob (SK1) or lever (SL1)		
Ordering instructions: include in order under "Additional Details".		

### Folger Adam Co® Lever Trak™

Specify	Description	Lock Price Adjustment
503 Lever Design	Modified inside and outside 03 lever for Folger Adam Co.® Lever Trak™. Available rose trim only, not available 629 or 630 finish.	<b>\$91.00</b>
Ordering instructions: Specify lever design as 503.		

<b>Special Options - NOT SUBJECT TO STANDARD DISCOUNT TERMS</b>		
<b>Specify</b>	<b>Description</b>	<b>Lock Price Adjustment</b>
XL11-422	Nylon latchbolt insert, for use with electric strikes	<b>\$65.20</b>
XL11-446	L9040 with thumbturn both sides (not available with N escutcheon trim)	<b>66.50</b>
XL11-543	L9482 (L9082 with deadbolt)	<b>L9082 + 110.00</b>
XL11-557	L9485 prison function lock. Latch retracted by key outside or knob inside. Outside knob always free spinning. Deadbolt only thrown or retracted by guard's key. Inside knob becomes fixed when deadbolt thrown. Prisoner's key only retracts latchbolt. Furnished standard with Torx® screws	<b>178.00</b>
XL11-635	L9460 with fixed double dummy trim	<b>Same as L9456</b>
XB11-720	L9463 or L463 with B100-series style thumbturn	<b>36.40</b>
XL11-741	L9110 active double dummy trim	<b>Same as L9010</b>
XL11-743	Armor front with cutout to receive deadbolt only, for use with dummy functions	<b>80.10</b>
XL11-886	L9460 with trim. Inside knob or lever retracts deadbolt. Outside knob or lever fixed.	<b>Same as L9456</b>
XL11-886	L9462 with trim. Inside knob or lever retracts deadbolt. Outside knob or lever fixed.	<b>Same as L9082</b>
XL11-886	L9464 with trim. Inside knob or lever retracts deadbolt. Outside knob or lever fixed.	<b>Same as L9456</b>
XL11-907	L9412 exit lock with deadbolt for escutcheon designs only	<b>Same as L9080</b>
XL11-897	L9066 storeroom lock, latchbolt retracted by key either side	<b>L9060 + 17.70</b>
Ordering instructions: Add XL/XB number under "Additional Details" section of order.		

<b>Antimicrobial Coating</b>		
<b>Specify</b>	<b>Description</b>	<b>Lock Price Adjustment</b>
626AM or 630AM	Rose Trim: Adds silver-ion based anti-microbial coating to inside lever, bushing, rose & thumbturn and outside lever, bushing, rose, cylinder ring, and cylinder faceplate	<b>\$44.20</b>
626AM or 630AM	Escutcheon Trim: Adds silver-ion based anti-microbial coating to inside lever, bushing, escutcheon & thumbturn and outside lever, bushing, escutcheon, and cylinder face plate	
Ordering instructions: Specify finish as either 626AM or 630AM.		

<b>Lead Lining</b>		
<b>Specify</b>	<b>Description</b>	<b>Lock Price Adjustment</b>
XL11-515 xx	Lead lining, 1/8" thick installed on L9000 mortise lock case cover. Specify handing (xx) as RH, RR, LH, LR	<b>\$308.00</b>
XL12-216 xx	Lead lining, 1/8" thick installed on L400 mortise deadbolt case cover. Specify handing (xx) as RH, RR, LH, LR	
Ordering instructions: add lock handing and appropriate XL # to order. EX: L9050P 03A 626 RH XL11-515 (L9050P, 03A trim, 626, Right Handed, Lead Lining).		

<b>Request to Exit (RX), Latchbolt Monitor (LM), Door Position Sensor (DPS), Deadbolt Monitor (DM)</b>		
<b>Specify</b>	<b>Description</b>	<b>Lock Price Adjustment</b>
<b>L909x and L949x Electrified Mortise Options + specified mechanical functions</b>		
RX	Request to Exit (available all L909x and L949x electrified + L9010/50/56/70/71/80/82 and L9453/56/58/65/66/80/85 mechanical functions)	<b>\$163.00</b>
LX	Latchbolt Monitor (available all L909x and L949x electrified + L9010/50/56/70/71/80/82 and L9453/56/65/66/80/85 mechanical functions)	
DPS	Door Position Sensor (available L909x electrified + L9010/50/56/70/71/80/82 mechanical functions)	
DM	Deadbolt Monitor (available L949x electrified + L9453/56/58/80/85 mechanical functions)	
Ordering instructions: include in order under "Additional Details".		

## Features

The Schlage Distributor Pack stocking program provides “flexible inventory” for the L-Series mortise lock. The Distributor Pack combines the versatile Schlage mortise lock with a variety of knob or lever options and finishes all for the same list price as a complete lockset. This allows you to maximize your mortise lock inventory dollars and meet your changing customer requirements.

The Distributor Pack is also easy to use. By combining a few different component parts, you can build a complete Schlage mortise lock.

## How to Build a Mortise Lock with the Schlage Distributor Pack

- STEP 1: Choose lock case required. Schlage mortise cases must be ordered in multiples of 10 units each. (Quantity of 1 = 1 lock case.)
- STEP 2: Choose the knob/lever and rose/escutcheon trim designs and finishes. Order one design and finish in multiples of 4 or 10 units each. (Quantity of 1 = 1 set of outside and inside trim.)
- STEP 3: Choose the armor front.  
(Quantity of 1 = 10 armor fronts, packed 10 to a box)
- STEP 4: Choose the strike.  
(Quantity of 1 = 10 strikes, packed 10 to a box)
- STEP 5: Choose the cylinder (if required).  
(Quantity of 1 = 10 cylinders, packed 10 to a box)

These are the only component parts required to build a Schlage mortise lock. With five easy steps you can build your mortise inventory to be flexible and to respond quickly to your customers.

Miscellaneous parts in bulk quantities are also available for Schlage mortise locks with the Distributor Pack Program. (See page **L-32** for availability.)

## Product Identification

### Functions Available

Function	Description
L9010B	Passage
L9040B	Privacy
L9050LB	Entrance/Office
L9056LB	Entrance/Office w/ Auto Unlocking
L9070LB	Classroom
L9080LB	Storeroom
L9082LB	Institution
L9453LB	Entrance
L9456LB	Corridor
L9465LB	Closet/Storeroom
L9473LB	Dormitory/Bedroom
L9480LB	Storeroom with Deadbolt
L9485LB	Faculty Restroom

### Suffix

- B = Distributor Pack Lock Case
- L = Less Full Face Cylinder

## Available Designs and Finishes

Knob/Lever Designs		Rose/ Escutcheon	Finishes
Standard	01, 02, 03, 05, 06, 07, 12, 17, 18, ACC, AST, LAT, LON, MER, STA, OME	A, B, C or L	605, 606, 609, 612, 613, 619, 625, 626, 629, 630, 643e (not all lever designs available in each finish, see product tables for exact list)
M Collection	M51, M52, M53, M54, M55, M56, M57, M62, M62, M63, M81, M82, M83, M84, M85		

<b>STEP 1 - LOCK CASES (order in multiples of 10)</b>		
<b>Part Number</b>	<b>Description</b>	<b>Price Each</b>
<b>Standard (non-Vandlgard) lock cases</b>		
L9010B	Passage	\$125.00
L9040B	Privacy	185.00
L9050LB	Entrance/office	202.00
L9056LB	Entrance/office with auto unlocking	272.00
L9070LB	Classroom	202.00
L9080LB	Storeroom	
L9082LB	Institution	228.00
L9090LB	Electrified chassis for L9090/L9092/L9094 functions. Specify EL or EU*	473.00
L9091LB	Electrified chassis for L9091/L9093/L9095 functions. Specify EL or EU*	
L9453LB	Entrance/office with deadbolt	228.00
L9456LB	Corridor	
L9465LB	Closet/Storeroom	
L9473LB	Dormitory/Bedroom	
L9480LB	Storeroom with deadbolt	
L9485LB	Faculty Restroom	
<b>Vandlgard lock cases</b>		
LV9040B	Privacy	271.00
LV9050LB	Entrance/office	290.00
LV9056LB	Entrance/office with auto unlocking	359.00
LV9070LB	Classroom	290.00
LV9080LB	Storeroom	
LV9082LB	Institution	316.00
LV9453LB	Entrance/office with deadbolt	
LV9456LB	Corridor	
LV9480LB	Storeroom with deadbolt	
LV9485LB	Faculty Restroom	
Notes	Lock cases furnished with mounting screws and templates only	
	Lock cases furnished right hand only	
*Electrified locks not specified as EL or EU will ship EU		
Order instructions: Order part number in quantities of 10		

MORTISE

L-30

## STEP 2 - Trim Packs (Knob/Lever and Rose/Escutcheon) (order in multiples of 4 or 10)

### Standard levers with A or B roses

Part Number	Knob/Lever design with rose for use with	03	06 07 12 17 OME		03 06 07 12 17 OME	
			☒: 01, 02, 05, 18, 41, 42, LAT*, LON* ACC☒†, AST☒†, MER☒† *not avail 612, 613 †not avail 612, 613, 629, 630			
Finishes						
		626	626	605 606 609 612 619 622 625 643e	613 629 630	
09-454	L9010, L/LV9070, L/LV9080, L9090, L9091, L9092, L9093, L9094, L9095, L9465	\$311	\$421	\$433	\$451	
09-455	L/LV9040	320	430	442	460	
09-456	L/LV9050, L/LV9056, L/LV9456, L9473, L/LV9480, L/LV9485	312	422	434	452	

### Decorative levers with A or B roses

Part Number	Knob/Lever design with rose for use with	Standard Lead time: M51, M52, M81 ☒: M54, M56, M61☒, M63☒, M83, M84, M85 ☒: Available 05/2014: M53, M55, M57†, M62☒†, M82 † Available 629 and 630 only				
		Finishes				
		605, 606, 609, 619, 622, 625, 626, 629, 630, 643e				
09-454	L9010, L/LV9070, L/LV9080, L9090, L9091, L9092, L9093, L9094, L9095, L9465	\$451				
09-455	L/LV9040	460				
09-456	L/LV9050, L/LV9056, L/LV9456, L9473, L/LV9480, L/LV9485	452				

### Standard levers with L Escutcheons

Part Number	Knob/Lever design with rose for use with	03 06 07 12 17 OME				
		☒: 01, 02, 05, 18, 41, 42, LAT*, LON* ACC☒†, AST☒†, STA☒†, MER☒† *not avail 612, 613 †not avail 612, 613, 629, 630				
Finishes						
		626	605 606 609 612 619 622 625 626 643e	613 629 630		
09-446	L9010, L9090, L9091	\$461	\$473	\$491		
09-447	L/LV9040	471	483	501		
09-449	L/LV9070, L/LV9080, L9092, L9093, L9465	455	467	485		
09-451	L/LV9050, L/LV9056, L/LV9453, L/LV9473, L/LV9480, L/LV9485					

### Decorative levers with L Escutcheons

Part Number	Knob/Lever design with rose for use with	Standard Lead time: M51, M52, M81 ☒: M54, M56, M61☒, M63☒, M83, M84, M85 ☒: Available 05/2014: M53, M55, M57†, M62☒†, M82 † Available 629 and 630 only				
		Finishes				
		605, 606, 609, 619, 622, 625, 626, 629, 630, 643e				
09-446	L9010, L9090, L9091	\$491				
09-447	L/LV9040	501				
09-449	L/LV9070, L/LV9080, L9092, L9093, L9465	485				
09-451	L/LV9050, L/LV9056, L/LV9453, L/LV9473, L/LV9480, L/LV9485					

Notes

- Split designs/finishes are not available
- Includes mounting screws, mounting plates, spring cages, L mounting posts, and strike boxes. For additional vandal resistance, order Vandlgard mounting posts on page L-32.
- Components are for 1 3/4" thick doors only.
- Concealed cylinder escutcheons are not available in the distributor pack program.

Order instructions: Specify part number, lever design + rose/escutcheon design, finish, handing if required. EX: 09-446 M61L, 626, RH. Order in quantities of 10.



STEP 3 - Armor Fronts (part numbers listed are boxes of 10)													
Available Finishes		605	606	609	612	613	619	622	625	626	629	630	643e
		▪	▪	▪	▪	▪	▪	▪	▪	▪	▪	▪	▪
Part Number	Description	Price per box of 10											
<b>1 1/4" Wide (Standard armor size for 1 3/4" and larger door thicknesses)</b>													
09-473	10 each 09-662 latch only armor for L9010, L/LV9040	<b>\$321.00</b>											
09-474	10 each 09-663 Latch x aux latch for L/LV9050, L/LV9056, L/LV9070, L/LV9080, L/LV9082, L9090/91/92/93/94/95*												
09-475	10 each 09-664 Latch x deadbolt for L/LV9456, L9465, L9473												
09-477	10 each 09-666 latch x aux latch x deadbolt for L/LV9453, L/LV9480, L/LV9485, L9492/93/94/95												
Notes	Includes mounting screws												
*For L9090/91/92/93/94/95 with DPS use distributor pack armor 09-477													
Ordering instructions: Specify part number and finish. Ex: 09-473 626. Each box includes 10 armor fronts.													

STEP 4 - Strikes (part numbers listed are boxes of 10)													
Available Finishes		605	606	609	612	613	619	622	625	626	629	630	643e
		▪	▪	▪	▪	▪	▪	▪	▪	▪	▪	▪	▪
Part Number	Description	Price per box of 10											
<b>10 each 10-072, 1 1/4" x 4 7/8" square corner strikes, no box</b>													
09-494	10 each 10-072 strikes with 1" lip	<b>\$195.00</b>											
09-494 1316	10 each 10-072 strikes with 1 3/16" lip												
09-494 112	10 each 10-072 strikes with 1 1/2" lip												
Notes	strike box included with distributor pack trim set												
Ordering instructions: Specify part number and finish. Ex: 09-494 1316 626. Each box includes 10 strikes.													

STEP 5 - Cylinders (part numbers listed are boxes of 10)													
Available Finishes		605	606	609	612	613	619	622	625	626	629	630	643e
		▪	▪	▪	▪	▪	▪	▪	▪	▪	▪	▪	▪
Part Number	Description	Price per box of 10											
<b>For use with L9060 keyed functions only</b>													
09-484 118	10 each 20-001 cylinders with 1 1/8" cylinder length (use with rose trim on 1 3/8" -2" thick doors or escutcheon trim on 1 3/8" thick doors)	<b>\$740.00</b>											
09-484 114	10 each 20-001 cylinders with 1 1/4" cylinder length (use with escutcheon trim on 1 3/4" thick doors)												
09-484 138	10 each 20-001 cylinders with 1 3/8" cylinder length (use with escutcheon trim on 2" thick doors)												
<b>For use with all keyed functions other than L9060</b>													
09-485 118	10 each 30-001 cylinders with 1 1/8" cylinder length (use with rose trim on 1 3/8" -2" thick doors or escutcheon trim on 1 3/8" thick doors)	<b>\$740.00</b>											
09-485 114	10 each 30-001 cylinders with 1 1/4" cylinder length (use with escutcheon trim on 1 3/4" thick doors)												
09-485 138	10 each 30-001 cylinders with 1 3/8" cylinder length (use with escutcheon trim on 2" thick doors)												
Notes	Cylinders are C keyway, 6 pin cylinder keyed 5, 0 bitted, and furnished with two 5-pin 0-bitted keys												
Ordering instructions: Specify part number and finish. Ex: 09-485 114 619. Each box includes 10 cylinders with compression springs and blocking rings.													

MORTISE

Miscellaneous Distributor Pack Parts: Escutcheon thru-bolts													
Available Finishes		605	606	609	612	613	619	622	625	626	629	630	643e
		▪	▪	▪	▪	▪	▪	▪	▪	▪	▪	▪	▪
Part Number	Description	Price per box of 50											
<b>Box of 50 L escutcheon thru bolts</b>													
09-483 138	L escutcheon thru-bolts for 1 3/8" thick doors	<b>\$321.00</b>											
09-483 134	L escutcheon thru-bolts for 1 3/4" thick doors												
09-483 200	L escutcheon thru-bolts for 2" thick doors												
09-483 214	L escutcheon thru-bolts for 2 1/4" thick doors												
09-483 212	L escutcheon thru-bolts for 2 1/2" thick doors												
Ordering instructions: Specify part number and finish. Ex: 09-483 134 626. Each box includes 50 thru bolts.													

L-32

Miscellaneous Distributor Pack Parts: Mounting Posts & Mounting Screws													
Available Finishes		605	606	609	612	613	619	622	625	626	629	630	643e
		▪	▪	▪	▪	▪	▪	▪	▪	▪	▪	▪	▪
Part Number	Description	Price per box of 50											
<b>Mountings posts for Standard L functions (box of 50)</b>													
09-488 138	L escutcheon thru-bolts for 1 3/8" thick doors	<b>\$506.00</b>											
09-488 134	L escutcheon thru-bolts for 1 3/4" thick doors												
09-488 200	L escutcheon thru-bolts for 2" thick doors												
09-488 214	L escutcheon thru-bolts for 2 1/4" thick doors												
09-488 212	L escutcheon thru-bolts for 2 1/2" thick doors												
<b>Mountings posts for LV Vandlgard functions (box of 50).</b>													
Contact Technical Support													
<b>Mounting Screws (box of 100)</b>													
09-493	100 each mounting screw L583-066	<b>\$36.00</b>											
Ordering instructions: Specify part number Ex: 09-488 200 626.													

Electrified Distributor Pack Parts: RX Modules and Solid Spindles		
Part Number	Description	List Price
L283-412	10 pack RX modules p/n L283-452	<b>\$1,301</b>
L283-450	10 pack solid spindle and spring p/n L283-054 (for use with L9091, L9093, L9095 only; supports 1 3/8" - 3" door thickness)	<b>32.60</b>

Levers & Knobs													
Style	Lever & Knob Design	605	606	609	612	613	619	622	625	626	629	630	643e
Standard	01, 02, 03*, 05, 06, 07, 12, 17, 18, 41, 42, OME	▪	▪	▪	▪	▪	▪	▪	▪	▪	▪	▪	▪
	LAT, LON	▪	▪	▪			▪	▪	▪	▪	▪	▪	▪
	ACC, AST, MER	▪	▪	▪			▪	▪	▪	▪			▪
Decorative	M51, M52, M53, M54, M55, M56, M61, M63, M81, M82, M83, M84, M85	▪	▪	▪			▪	▪	▪	▪	▪	▪	▪
	M57, M62											▪	▪
Extended Factory Lead Time specify handing													
Part Number	Description	Standard Levers						Decorative Levers					
09-401	Outside lever, retaining clip, insertion tool	<b>\$157</b>						<b>\$172</b>					
09-402	Inside lever+bushing, mounting plate, screw pack, spanner wrench												
*	Available modified for Folger Adam Co.® Lever Track™. Specify 503 design and add \$45.50. Not available in 629 or 630 finish.												
**	Knobs and levers default for 1 3/4" doors. Knobs also available for 1 3/8" doors, levers for 1 3/8", 2", 2 1/4" and 2 1/2" doors.												
Ordering instructions: Specify part number, lever style, finish, door thickness if not 1 3/4". Ex: 09-401 03 626.													

Roses													
Style	Rose Design	605	606	609	612	613	619	622	625	626	629	630	643e
Standard	A, B, C	▪	▪	▪	▪	▪	▪	▪	▪	▪	▪	▪	▪
Decorative	MER, AVA	▪	▪	▪			▪	▪	▪	▪			▪
Part Number	Description	Standard and Decorative											
09-403	Inside Rose (includes mounting plate and screws)	<b>\$88.30</b>											
09-404	Outside Rose+Bushing												
09-508	Blank Outside Rose (not available MER or AVA)												
Ordering instructions: Specify part number, lever design + rose, finish. Ex: 09-404 03A 626. Lever design must be specified for proper bushing.													

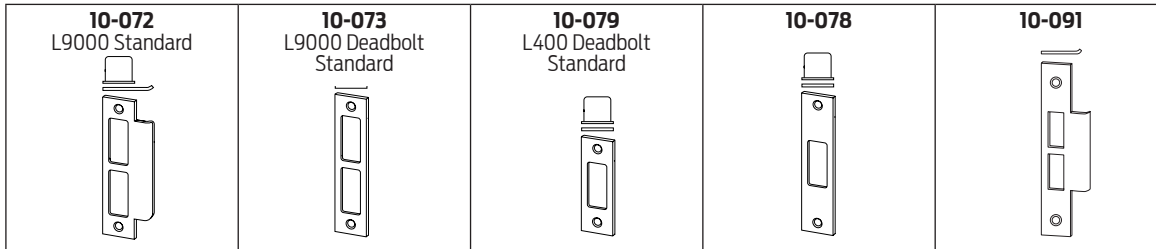
Escutcheons																			
Available finishes		605	606	609	612	613	619	622	625	626	629	630	643e						
		▪	▪	▪	▪	▪	▪	▪	▪	▪	▪	▪	▪						
Part Number	Description	L Escutcheon						N Escutcheon											
Outside Escutcheon & Bushing																			
09-636	Blank x lever or knob	<b>\$157</b>						<b>\$157</b>											
09-637	Emergency turn x lever or knob																		
09-638	Concealed cylinder x lever or knob																		
09-639	Full face cylinder x lever or knob																		
Inside Escutcheon																			
09-632	Blank x lever or knob	<b>157</b>						<b>157</b>											
09-633**	Thumbturn x lever or knob																		
09-634**	Thumbturn x blank							<b>157</b>											
09-635	Full face cylinder x lever or knob													<b>157</b>					
L583-187	Concealed cylinder x lever or knob																		
**	Specify door thickness: 1 3/8" or 1 3/4"																		
Ordering instructions: Specify part number, lever + escutcheon style, finish. Ex: 09-639 03L 626 (full face cylinder, 03 lever, L escutcheon, 626 finish).																			

MORTISE

L-34

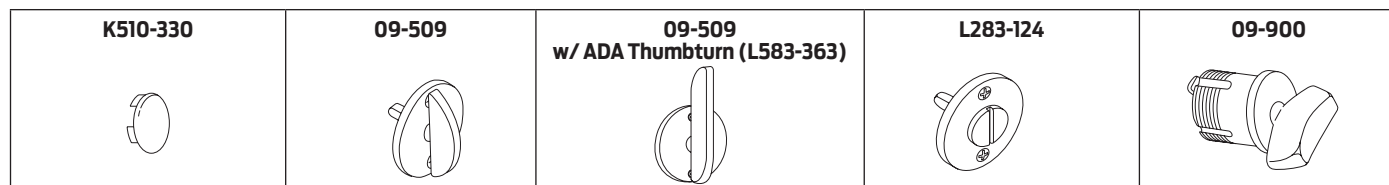
Outside Lever/Knob and Rose/Escutcheon Assemblies														
Style	Lever & Knob Design	605	606	609	612	613	619	622	625	626	629	630	643e	
Standard	01, 02, 03, 05, 06, 07, 12, 17, 18, 41, 42, OME	▪	▪	▪	▪	▪	▪	▪	▪	▪	▪	▪	▪	
	LAT, LON	▪	▪	▪			▪	▪	▪	▪	▪	▪	▪	
	ACC, AST, MER	▪	▪	▪			▪	▪	▪	▪			▪	
Decorative	M51, M52, M53, M54, M55, M56, M61, M63, M81, M82, M83, M84, M85	▪	▪	▪			▪	▪	▪	▪	▪	▪	▪	
	M57, M62										▪	▪		
⌘ Extended Factory Lead Time    🖱 specify handing														
Part Number	Description	Standard Levers					Decorative Levers							
<b>With A, B or C rose</b>														
09-506	Outside Lever assembly	<b>\$174</b>					<b>\$200</b>							
<b>With Avanti or Merano Rose</b>														
09-655	Outside lever assembly for AST w/Avanti rose or MER w/Merano rose only	<b>174</b>					<b>N/A</b>							
<b>With L or N Escutcheon</b>														
09-550	Blank	<b>231</b>					<b>246</b>							
09-551	Emergency turn													
09-552	Concealed cylinder (L escutcheon only)													
09-553	Full face cylinder													
Ordering instructions: Specify part number, lever style, rose/escutcheon, finish. Ex: 09-506 M53A 626 (outside assembly, M53 lever, A rose, 626 finish).														

Armor Fronts, L9000 & L400-Series		605	606	609	612	613	619	622	625	626	629	630	643e
Available Finishes		▪	▪	▪	▪	▪	▪	▪	▪	▪	▪	▪	▪
Part Number	Description	Price Each											
<b>1 1/4" Wide (Standard armor size for 1 3/4" and larger door thicknesses)</b>													
09-661	Blank (L9175, L9176)	<b>\$32.10</b>											
09-662	Latch only (L9010, L9040, L9044)												
09-663	Latch x aux latch (L9050, L9056, L9060, L9070, L9071, L9080, L9082, L9090/91/92/93/94/95*)												
09-713	Latch x aux latch (L9076, L9077)												
09-664	Latch x deadbolt (L9444, L9456, L9457, L9465, L9466, L9473, L9496)												
09-665	Deadbolt (L9460, L9462, L9463, L9464)												
09-666	Latch x aux latch x deadbolt (L9453, L9458, L9480, L9485, L9486, L9492/93/94/95)												
09-717	Deadbolt armor (L460, L462, L463, L464, L480, L496)												
<b>1 11/16" Wide (armor size for doors thinner than 1 3/4", including 1 3/8" doors)</b>													
09-667	Blank (L9175, L9176)	<b>32.10</b>											
09-668	Latch only (L9010, L9040, L9044)												
09-669	Latch x aux latch (L9050, L9056, L9060, L9070, L9071, L9080, L9082, L9090/91/92/93/94/95*)												
09-718	Latch x aux latch (L9076, L9077)												
09-670	Latch x deadbolt (L9444, L9456, L9457, L9465, L9466, L9473, L9496, L9492/93/94/95)												
09-671	Deadbolt (L9460, L9462, L9463, L9464)												
09-672	Latch x aux latch x deadbolt (L9453, L9458, L9480, L9485, L9486)												
*For L9090/91/92/93/94/95 models with DPS, use armor 09-666 (1 1/4" wide) or 09-670 (1 1/16 wide)													
Ordering instructions: Specify part number and finish. Ex: 09-662 626.													










Strikes, L9000 and L400 Series		605	606	609	612	613	619	622	625	626	629	630	643e
Available Finishes		▪	▪	▪	▪	▪	▪	▪	▪	▪	▪	▪	▪
Part Number	Description	Price Each											
<b>Strikes, L9000 Series</b>													
10-072 1316	1 1/4" x 4 7/8" square corner strike + box. 1 3/16" lip length, standard L9000 strike	<b>\$19.50</b>											
10-072 xx	1 1/4" x 4 7/8" square corner strike + box; specify lip length (xx) as 7/8", 1" or 1 1/2"	<b>19.50</b>											
10-072 xx	1 1/4" x 4 7/8" square corner strike + box; specify lip length (xx) as 1 3/4" or 2"	<b>49.90</b>											
10-073	Deadbolt lock strike, standard for L9460, L9462, L9463 and L9464	<b>23.80</b>											
10-075	1/2" rabbeted strike (for 1 3/4" doors, use with 1 1/16" armor front. Use 1 1/4" armor front for over 1 3/4"-2 1/4" doors extended equally)	<b>129.00</b>											
10-091	1 1/4" x 8" square corner armor strike, no box. Specify handing	<b>87.20</b>											
K510-066	Strike box (finish not applicable)	<b>6.50</b>											
37-015	Door frame strike reinforcer (finish not applicable)	<b>21.70</b>											
<b>Strikes, L400 Series</b>													
10-078	1 1/4" x 4 7/8" square corner strike + box,	<b>\$19.50</b>											
10-079	1 1/8" x 3 1/2" square corner strike + box, ANSI 115.5 prep, standard L400 strike												
K510-053	Strike box for 10-079 strike (finish not applicable)	<b>6.50</b>											
K510-066	Strike box for 10-078 strike (finish not applicable)												
Ordering instructions: Specify part number, lip length if required, and finish. Ex: 10-072 1316 626.													

MORTISE  
  
L-35



**Emergency Button, Thumbturns, Coin Turns & Cylinder Turns**

Available Finishes		605	606	609	612	613	619	622	625	626	629	630	643e
		▪	▪	▪	▪	▪	▪	▪	▪	▪	▪	▪	▪
Part Number	Description	Price Each											
<b>Emergency Button &amp; Emergency Turn Tool</b>													
K510-330	Emergency Button, L9040 and L9440	<b>\$13.20</b>											
L583-233	Emergency turn tool for L9040 and L9440. Specify finish as 458.	<b>16.60</b>											
<b>Thumbturns</b>													
09-509 027	Thumbturn for rose trim, 1 3/8"- 1 7/8" door range, extended equally	<b>61.70</b>											
09-509 033	Thumbturn for rose trim, >1 7/8"- 2 3/8" door range, extended equally												
09-509 040	Thumbturn for rose trim, >2 3/8"- 2 7/8" door range, extended equally												
09-509 047	Thumbturn for rose trim, >2 7/8"- 3 5/8" door range, extended equally												
L583-363 Suffix	ADA thumbturn upgrade, specify thumbturn p/n + L583-363	<b>Add \$14.60 to 09-509 price</b>											
<b>Coin Turns</b>													
L283-124 19	Coin turn, L9044 and L9444, 1 3/8" - 1 1/2" door range, extended equally (EE)	<b>107.00</b>											
L283-124 23	Coin turn, L9044 and L9444, 1 5/8" - 1 7/8" door range, extended equally (EE)												
L283-124 25	Coin turn, L9044 and L9444, >1 7/8" - 2 1/8" door range, extended equally (EE)												
L283-124 31	Coin turn, L9044 and L9444, >2 1/8" - 2 5/8" door range, extended equally (EE)												
L283-124 37	Coin turn, L9044 and L9444, >2 5/8" - 2 7/8" door range, extended equally (EE)												
L283-124 43	Coin turn, L9044 and L9444, >2 7/8" - 3 3/8" door range, extended equally (EE)												
L283-124 48	Coin turn, L9044 and L9444, >3 3/8" - 3 5/8" door range, extended equally (EE)												
L283-056 19	Coin turn w/ torx screws, L9044 and L9444, 1 3/8" - 1 1/2" door range, EE	<b>116.00</b>											
L283-056 23	Coin turn w/ torx screws, L9044 and L9444, 1 5/8" - 1 7/8" door range, EE												
L283-056 25	Coin turn w/ torx screws, L9044 and L9444, >1 7/8" - 2 1/8" door range, EE												
L283-056 31	Coin turn w/ torx screws, L9044 and L9444, >2 1/8" - 2 5/8" door range, EE												
L283-056 37	Coin turn w/ torx screws, L9044 and L9444, >2 5/8" - 2 7/8" door range, EE												
L283-056 43	Coin turn w/ torx screws, L9044 and L9444, >2 7/8" - 3 3/8" door range, EE												
L283-056 48	Coin turn w/ torx screws, L9044 and L9444, >3 3/8" - 3 5/8" door range, EE												
EE = Extended Equally													
<b>Note:</b>	Coin turns not available in 612 or 613 finish												
<b>Cylinder Turns</b>													
09-487 xx	Cylinder coin turn, specify dimension (xx) as 1 1/8", 1 1/4" or 1 3/8" (replaces XL12-196)	<b>\$108.00</b>											
09-900 xx	Cylinder turn, specify dimension (xx) as 1 1/8", 1 1/4" or 1 3/8"	<b>105.00</b>											
09-900 xx	Cylinder turn, specify dimension (xx) as 1 1/2", 1 5/8" or 1 3/4"	<b>160.00</b>											
09-904 xx	Cylinder turn w/ compression ring, specify dimension (xx) as 1 1/8", 1 1/4" or 1 3/8"	<b>113.00</b>											
09-904 xx	Cylinder turn w/ compression ring, specify dimension (xx) as 1 1/2", 1 5/8" or 1 3/4"	<b>167.00</b>											
09-905	Cylinder turn w/ compression ring and 1/8" blocking ring for 1 3/4" doors	<b>124.00</b>											
	Specify door hand for cylinder turns if used with L463 or L9463.												
*	Cylinder turns not available in 629 or 630 finish												
Ordering instructions: Specify part number, dimension if required, finish, handing. Ex: 09-900 112, 626, RH.													
<b>Note:</b>	Cylinder turns not available in 612, 613, 629 or 630 finish												

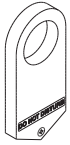
<b>Sectional Indicator</b> 	<b>N Escutcheon Indicator</b> 	<b>Available Messages</b> LOCKED/OCCUPIED/DO NOT DISTURB/ lock symbol is white text on red background UNLOCKED/VACANT/unlocked symbol is black text on white background			
		 <b>LOCKED</b>	 <b>OCCUPIED</b>	<b>DO NOT DISTURB</b>	
		 <b>UNLOCKED</b>	 <b>VACANT</b>		

**Occupancy Indicators - 180 degree visibility (for Sectional (rose) or N Escutcheon trim)**

Part Number	Description	605	606	609	619	622	625	626	629	630	643e
<b>Sectional trim - cylinder trim, for inside or outside of door</b>											
L283-413	Indicator, Sectional, Cylinder - LOCKED/UNLOCKED	▪	▪	▪	▪	▪	▪	▪	▪	▪	▪
L283-414	Indicator, Sectional, Cylinder - OCCUPIED/VACANT										
L283-415	Indicator, Sectional, Cylinder - DO NOT DISTURB										
L283-416	Indicator, Sectional, Cylinder - symbols only										
<b>Sectional trim - thumbturn, for inside of door</b>											
L283-417	Indicator, Sectional, Thumbturn - LOCKED/UNLOCKED										
L283-418	Indicator, Sectional, Thumbturn - OCCUPIED/VACANT										
L283-419	Indicator, Sectional, Thumbturn - DO NOT DISTURB										
L283-420	Indicator, Sectional, Thumbturn - symbols only										
<b>Sectional trim - coiturn, for outside of door</b>											
L283-421	Indicator, Sectional, Coiturn - LOCKED/UNLOCKED										
L283-422	Indicator, Sectional, Coiturn - OCCUPIED/VACANT										
L283-423	Indicator, Sectional, Coiturn - DO NOT DISTURB										
L283-424	Indicator, Sectional, Coiturn - symbols only										
<b>Sectional trim - privacy, for outside of door (NOTE: emergency override by small screwdriver, not emergency key)</b>											
L283-425	Indicator, Sectional, Privacy - LOCKED/UNLOCKED										
L283-426	Indicator, Sectional, Privacy - OCCUPIED/VACANT										
L283-427	Indicator, Sectional, Privacy - DO NOT DISTURB										
L283-428	Indicator, Sectional, Privacy - symbols only										
<b>Escutcheon trim - cylinder trim, for inside of door</b>											
L283-433	Indicator, N Escutcheon, Inside Cylinder - LOCKED/UNLOCKED										
L283-434	Indicator, N Escutcheon, Inside Cylinder - OCCUPIED/VACANT										
L283-435	Indicator, N Escutcheon, Inside Cylinder - DO NOT DISTURB										
L283-436	Indicator, N Escutcheon, Inside Cylinder - symbols only										
<b>Escutcheon trim - thumbturn trim, for inside of door</b>											
L283-437	Indicator, N Escutcheon, Thumbturn - LOCKED/UNLOCKED										
L283-438	Indicator, N Escutcheon, Thumbturn - OCCUPIED/VACANT										
L283-439	Indicator, N Escutcheon, Thumbturn - DO NOT DISTURB										
L283-440	Indicator, N Escutcheon, Thumbturn - symbols only										
<b>Escutcheon trim -cylinder trim, for outside of door. (NOTE: Only available 626 or 630 finish, with 03, 06, or 17 levers)</b>											
L283-429	Indicator, N Escutcheon, Outside Cylinder - LOCKED/UNLOCKED										
L283-430	Indicator, N Escutcheon, Outside Cylinder - VACANT/OCCUPIED										
L283-431	Indicator, N Escutcheon, Outside Cylinder - DO NOT DISTURB										
L283-432	Indicator, N Escutcheon, Outside Cylinder - symbols only										
<b>Escutcheon trim -coiturn, for outside of door. (NOTE: Only available 626 or 630 finish, with 03, 06, or 17 levers)</b>											
L283-441	Indicator, N Escutcheon, Coiturn - LOCKED/UNLOCKED										
L283-442	Indicator, N Escutcheon, Coiturn - VACANT/OCCUPIED										
L283-443	Indicator, N Escutcheon, Coiturn - DO NOT DISTURB										
L283-444	Indicator, N Escutcheon, Coiturn - symbols only										
<b>Escutcheon trim -privacy, for outside of door. (NOTE: Only available 626 or 630 finish, with 03, 06, or 17 levers, emergency override by small screwdriver)</b>											
L283-445	Indicator, N Escutcheon, Privacy - LOCKED/UNLOCKED										
L283-446	Indicator, N Escutcheon, Privacy - VACANT/OCCUPIED										
L283-447	Indicator, N Escutcheon, Privacy - DO NOT DISTURB										
L283-448	Indicator, N Escutcheon, Privacy - symbols only										
<b>ADA Thumbturn</b>											
L583-363 suffix	ADA thumbturn upgrade; specify indicator w/ thumbturn p/n + L583-363	<b>Add \$14.60 to price</b>									
Note: Addition of indicator may require additional door preparation. See installation instructions on-line for details											
Ordering Instructions: Specify part number and finish. EX: L283-437 L583-363 626 for N Escutcheon Locked/Unlocked indicator w/ ADA thumbturn in 626. Outside escutcheon indicators also require lever design EX: L283-441 03 626 for N escutcheon coiturn indicator with 03 lever in 626 finish											
<b>Parts</b>											
L583-709	Message sign, LOCKED/UNLOCKED, for 180 degree indicator										
L583-710	Message sign, OCCUPIED/VACANT, for 180 degree indicator										
L583-711	Message sign, DO NOT DISTURB/blank, for 180 degree indicator										
L583-712	Message sign, symbols only, for 180 degree indicator										
L583-705	Cam, 180 degree indicator, thumbturn and coiturn indicators										
L583-739	Cam, 180 degree indicator, cylinder and privacy indicators										
L583-755 xx	Sectional trim screw (specify finish as xx)										
L583-579	Sectional mounting plate screw, top										
L583-757	Sectional mounting plate screw, bottom										
L583-717	Sectional mounting plate, cylinder indicator										
L583-752	Sectional mounting plate, coin/privacy/thumbturn indicator										

MORTISE

L-37



**Occupancy Indicator - "old style" (for Sectional (rose) trim)**

Available Finishes		605	606	609	612	613	619	622	625	626	629	630	643e
		▪	▪	▪	▪	▪	▪	▪	▪	▪	▪	▪	▪
Part Number	Description	Price Each											
09-611	"Do Not Disturb" occupancy indicator for rose trim. Includes driver bar L583-245	<b>\$99.10</b>											
09-611 L583-375	"Occupied" occupancy indicator for rose trim. Includes driver bar L583-245	<b>116.00</b>											
09-611 XL11-986	"Locked" occupancy indicator for rose trim. Includes driver bar L583-245	<b>4.90</b>											
L583-245	Occupancy indicator driver bar	<b>4.90</b>											

Ordering instructions: Specify part number and finish. Ex: 09-611 L583-375 626

**Escutcheon Thru-Bolts**

Available Finishes		605	606	609	612	613	619	622	625	626	629	630	643e
		▪	▪	▪	▪	▪	▪	▪	▪	▪	▪	▪	▪
Part Number	Description	Price Each											
<b>L Escutcheon Thru-bolts: two required per lock</b>													
L583-119	L escutcheon thru bolts for 1 3/8" door thickness	<b>\$5.30</b>											
L583-120	L escutcheon thru bolts for 1 3/4" door thickness												
L583-121	L escutcheon thru bolts for 2" door thickness												
L583-122	L escutcheon thru bolts for 2 1/4" door thickness												
L583-123	L escutcheon thru bolts for 2 1/2" door thickness	<b>6.40</b>											
L583-287	L escutcheon mounting screws for L9175 half-dummy function	<b>4.80</b>											
<b>N Escutcheon Thru-Bolts: two required per lock</b>													
K510-389	N escutcheon thru bolts for 1 3/4" door thickness	<b>6.40</b>											
K510-390	N escutcheon thru bolts for 2" to 2 1/4" door thickness												
L583-133	N Escutcheon mounting screws for L0170 single dummy function	<b>0.80</b>											

Ordering instructions: Specify part number and finish. Ex: L583-120 626.

**Mounting Posts (Ferrules)**

Part Number	Description	Price Each											
<b>L Mounting Posts (Ferrules): two required per lock</b>													
L583-211	Mounting post for 1 3/8" door thickness	<b>\$10.20</b>											
L583-212	Mounting post for 1 3/4" door thickness												
L583-213	Mounting post for 2" door thickness												
L583-214	Mounting post for 2 1/4" door thickness												
L583-215	Mounting post for 2 1/2" door thickness												
L583-216	Mounting post for 2 3/4" door thickness												
L583-217	Mounting post for 3" door thickness												
L583-218	Mounting post for 3 1/4" door thickness	<b>26.00</b>											
L583-219	Mounting post for 3 1/2" door thickness												
<b>LV Mounting Posts (Ferrules): two required per lock</b>													
L583-497	LV mounting post for 1 3/4" door thickness	<b>\$21.30</b>											
L583-498	LV mounting post for 2" door thickness												
L583-499	LV mounting post for 2 1/4" door thickness												
L583-500	LV mounting post for 2 1/2" door thickness												
L583-501	LV mounting post for 2 3/4" door thickness												
L583-502	LV mounting post for 3" door thickness	<b>28.20</b>											
L583-503	LV mounting post for 3 1/4" door thickness												
L583-504	LV mounting post for 3 1/2" door thickness												

Ordering instructions: Specify part number.

**Spindle & Springs**

Part Number	Description	Price Each											
<b>Spindle &amp; Spring Kits (qty two each)</b>													
L283-198	Spindles and springs for 1-3/8" - 1 7/8" doors	<b>\$13.90</b>											
L283-199	Spindles and springs for 2" - 3 1/2" doors	<b>16.40</b>											
<b>Spindles &amp; Springs (qty one each)</b>													
L283-060	Spindle and spring for 1 3/8" - 1 7/8" doors (two required per lock)	<b>\$6.90</b>											
L283-061	Spindle and spring for 2" - 3 1/2" doors (two required per lock)	<b>8.60</b>											
L283-064	Spindle and spring, L0172, L9091/93/65, L9493/95 (one required per lock)	<b>12.30</b>											
L283-065	Spindle and spring, L0170 half dummy (one required per lock)	<b>6.60</b>											

Ordering instructions: Specify part number.

MORTISE

L-38



Lock Cases		
Part Number	Lock Function and Description	Price Each
L283-039	L9076, Classroom holdback	\$333
	L9077, Classroom security holdback	
L283-062	L9440, Privacy with deadbolt	301
	L9444, Privacy with deadbolt and coin turn	
L283-099	L460, L462, L463, L464, L480, L496, Deadbolt	197
L283-126	L9056, Entrance w/ simultaneous retraction	333
L283-131	L9010, Passage	192
L283-132	L9040, Privacy	281
	L9044 Privacy with Coin turn	
L283-133	L9050, Office	333
	L9060, Apartment entrance	
	L9070, Classroom	
	L9071, Classroom security	
L283-134	L9080, Storeroom	333
L283-137	L9453, Entrance	365
L283-138	L9456, Corridor	489
	L9457, Classroom security	
	L9496, Privacy w/ "Occupied" indicator	
L283-139	L9460, L9462, L9463, L9464, Deadbolt	252
L283-140	L9465, Closet	365
	L9466, Storeroom	
	L9473, Dormitory	
L283-141	L9480, Storeroom with deadbolt	460
	L9485, Faculty Restroom	
	L9486, Faculty Restroom	
L283-144	L9175, Single dummy	284
L283-145	L9176, Double dummy	284
L283-146	L9082, Institution	333
L283-310	L9458, Classroom security w/ deadbolt and aux latch	365
L283-314	LM9310, Passage	1035
	LM9325, Exit	
L283-316	LM9350, Office and Inner Entry	1213
	LM9370, Classroom	
	LM9371, Classroom Security	
	LM9380, Storeroom	
Notes	1) Includes lock case only. Armors, strikes, mounting screws, and cylinders must be ordered separately. 2) All lock cases are shipped right hand.	
LV Lock Cases		
Part Number	Lock Function and Description	Price Each
L283-170	LV9050, Office and Inner Entry Lock	\$419
	LV9060, Apartment Entrance Lock	
	LV9070, Classroom Lock	
	LV9071, Classroom Security Lock	
L283-171	LV9040, Bath/Bedroom Privacy Lock	369
	LV9044, Privacy Lock With Coin Turn Outside	
L283-172	LV9076, Classroom Holdback Lock	419
	LV9077, Classroom Security Holdback Lock	
L283-173	LV9080, Storeroom Lock	419
L283-176	LV9453, Entrance Lock	452
L283-177	LV9456, Corridor Lock	452
	LV9457, Classroom Security Lock	
	LV9496, LV9486 Lock With "OCCUPIED" Indicator	
L283-178	LV9480, Storeroom Lock With Deadbolt	546
	LV9485, Faculty Restroom	
	LV9486, Faculty Restroom w/"Do Not Disturb" Indicator	
L283-180	LV9056, LV9050 Lock With Simultaneous Retraction	419
L283-181	LV9440, Privacy Lock With Deadbolt	388
	LV9444, Privacy Lock With Deadbolt and Coin Turn Outside	
L283-182	LV9082, Institution Lock	419
L283-311	LV9458, Classroom security w/ deadbolt and aux latch	452
L283-317	LMV9350, Office and Inner Entry	1,300
	LMV9370, Classroom	
	LMV9371, Classroom Security	
	LMV9380, Storeroom	

MORTISE

L-40

**Electrified Lock Cases**

Part Number	Lock Function and Description	Price Each
L283-347	L9090/L9092/L9094 electrified chassis. Specify EL (electrically locking) or EU (electrically unlocking)	<b>\$604</b>
L283-392	L9090/92/94 electrified chassis w/ RX. Specify EL or EU operation	<b>766</b>
L283-393	L9090/92/94 electrified chassis w/ LX. Specify EL or EU operation	<b>766</b>
L283-479	L9090/92/94 electrified chassis w/ DPS. Specify EL or EU operation.	<b>766</b>
L283-394	L9090/92/94 electrified chassis w/ RX & LX. Specify EL or EU operation	<b>929</b>
L283-481	L9090/92/94 electrified chassis w/ RX & DPS. Specify EL or EU operation	<b>929</b>
L283-483	L9090/92/94 electrified chassis w/ RX, LX & DPS. Specify EL or EU operation	<b>1092</b>
L283-395	L9091/L9093/L9095 electrified chassis. Specify EL (electrically locking) or EU (electrically unlocking)	<b>604</b>
L283-396	L9091/93/95 electrified chassis w/ RX. Specify EL or EU operation	<b>766</b>
L283-397	L9091/93/95 electrified chassis w/ LX. Specify EL or EU operation	<b>766</b>
L283-480	L9091/93/95 electrified chassis w/ DPS. Specify EL or EU operation	<b>766</b>
L283-398	L9091/93/95 electrified chassis w/ RX & LX. Specify EL or EU operation	<b>929</b>
L283-482	L9091/93/95 electrified chassis w/ RX & DPS. Specify EL or EU operation	<b>929</b>
L283-484	L9091/93/95 electrified chassis w/ RX, LX & DPS. Specify EL or EU operation	<b>1092</b>
L283-467	L9492/94 electrified chassis. Specify EL or EU operation	<b>637</b>
L283-469	L9492/94 electrified chassis w/ RX. Specify EL or EU operation	<b>800</b>
L283-471	L9492/94 electrified chassis w/ DBM. Specify EL or EU operation	<b>800</b>
L283-473	L9492/94 electrified chassis w/ RX & DBM. Specify EL or EU operation	<b>962</b>
L283-475	L9492/94 electrified chassis w/ RX, LX & DBM. Specify EL or EU operation	<b>1125</b>
L283-468	L9493/95 electrified chassis. Specify EL or EU operation	<b>637</b>
L283-470	L9493/95 electrified chassis w/ RX. Specify EL or EU operation	<b>800</b>
L283-472	L9493/95 electrified chassis w/ DBM. Specify EL or EU operation	<b>800</b>
L283-474	L9493/95 electrified chassis w/ RX & DBM. Specify EL or EU operation	<b>962</b>
L283-476	L9493/95 electrified chassis w/ RX, LX & DBM. Specify EL or EU operation	<b>1125</b>

<b>Miscellaneous Parts</b>		
<b>Part Number</b>	<b>Description</b>	<b>Price Each</b>
36-080	O-ring, L9080 EL/EU	\$2.70
39-042	Plastic lock case cover for display - for locks manufactured after January, 1998	82.40
K110-550	Pack of truarc ring (1), spacer (2), knobs	7.50
K510-320	Wood plug, dummy, L0170, L0172	7.70
K510-842	Electrified lock bushing, L9080 EL/EU	1.00
L283-003	Deadbolt (except L9453, L9465, L9466, L9473)	50.40
L283-004	Entrance deadbolt, L9453	50.40
L283-006	Auxiliary latchbolt assembly	16.00
L283-008	Latchbolt assembly (except L9076)	50.40
L283-010	Locking link, L9076	16.30
L283-029	(2) Spacers for ANSI A115.1 metal door preparations	32.10
L283-030	Pack of 20 truarc rings, levers	19.00
L283-031	Mounting plate, inside lever	17.40
L283-040	Spring cage (1 required per lever)	8.60
L283-049	Latchbolt assembly, L9076	50.40
L283-055	Cylinder retainer plate and screw - for locks manufactured after April, 1994	16.00
L283-057	(2) Mounting Post, (2) Screws, L-Series, OSU	25.00
L283-075	Deadbolt, L9465, L9466, L9473	50.50
L283-112	Lock case, L9000-Series - for locks manufactured after January, 1998.	50.50
L283-127	Lock case and cover, L400-Series	72.40
L283-128	Lock case, L400-Series. See L283-127 for sellable part.	—
L283-150	Mounting plate for inside rose trim on one side of door only	35.00
L283-452	RX Module for L909x series electrified mortise	163.00
L583-004	Standoff post	2.20
L583-015	Latchbolt guide	3.30
L583-019	Retractor hub (2 required per lock)	3.70
L583-020	Retractor hub spacer	3.90
L583-021	Retractor lever	3.40
L583-022	Retractor rocker	2.70
L583-023	Blocking plates	3.30
L583-024	Retractor link	6.90
L583-025	Retractor crank	6.90
L583-026	Hub spring	1.30
L583-027	Fire door fuse	2.20
L583-028	Fire door catch	2.70
L583-029	Turn hub	17.00
L583-030	Entrance hub	13.80
L583-031	Cam follower	9.20
L583-035	Turn hub spring	3.30
L583-038	Auxiliary bar guide	2.60
L583-043	Locking catch, L9080 EL/EU	17.00
L583-044	Stop spring	1.60
L583-045	Locking catch (except L9080 EL/EU)	17.40
L583-047	Catch spring	3.90
L583-048	Locking link (except L9076)	3.90
L583-049	Entrance link	6.60
L583-050	Link pin	1.60
L583-051	Transfer lever	1.60
L583-053	Simultaneous retractor (except L9040 and L9056)	6.90
L583-056	Catch pin	3.40
L583-057	Spindle anchor	27.30
L583-058	Simultaneous retractor, L9040, L9056	7.30
L583-063	Spring retainer, L9080 EL/EU	7.60
L583-064	Solenoid spring, L9080 EL/EU	2.50

MORTISE

L-42

**Miscellaneous Parts (cont'd)**

Part Number	Description	Price Each
L583-065	Electrified link, L9080 EL/EU	<b>\$10.60</b>
L583-066	Mounting plate screw (2 required per lock)	<b>1.20</b>
L583-156	Transfer lifter	<b>6.50</b>
L583-174	Holdback dog, L9076	<b>5.30</b>
L583-192	Dog spring, L9076	<b>0.52</b>
L583-196	Auxiliary stop	<b>5.20</b>
L583-286	Mounting bar, L0170, L0172	<b>21.30</b>
L583-290	Mounting plate screw, knob dummy trim, L0170, L9175	<b>1.30</b>
L583-291	Mounting plate screw, lever dummy trim, L0170, L9175	<b>1.30</b>
L583-321	Mounting plate, inside knob	<b>6.50</b>
L583-322	Spacer for fixed levers	<b>3.40</b>
L583-426	Faceplate tab 1 1/4" - for locks manufactured after July, 1994	<b>4.60</b>
L583-427	Faceplate tab 1 1/16" - for locks manufactured after July, 1994	<b>5.20</b>
L583-454	Case cover screw (4 required per L9000-Series lock case; 3 required per L400-Series lock case)	<b>1.30</b>
L583-468	Dummy spindle anchor	<b>116.00</b>
L583-481	Cylinder retainer screw - for locks manufactured after April, 1994	<b>2.50</b>
L583-485	Lock handing screw - for locks manufactured after April, 1994	<b>1.50</b>
L583-490	Cylinder retainer - for locks manufactured after January, 1998	<b>6.30</b>
L583-492	Cylinder retainer screw plate - for locks manufactured after April, 1994	<b>3.00</b>
L583-494	Lock case cover, L400-Series. See L283-127 for sellable part.	<b>22.40</b>
L583-496	Lock case cover, L9000-Series - for locks manufactured after January, 1998	<b>22.40</b>
L583-760	DPS magnet	<b>13.60</b>
L583-761	DPS magnet tray	<b>13.60</b>

**Anti-Ligature Conversion Kits - for 1-3/4" thick doors only**

Part Number	Converts	Contents	Conversion Instructions	Price Each
<b>Convert to SKI Anti-Ligature Knob</b>				
09-155	L9010, L9060, L9070, L9071, L9076, L9077, L9080, L9092EL/EU L9082, L9095EL/EU, L9176, L9457, L9458, L9465, L9466, L9482, to anti-ligature	(2) anti-ligature knob assemblies (2) anti-ligature blocking rings	See instruction sheet	<b>\$1,084.00</b>
09-156	L9050, L9056, L9412, L9453, L9456, L9460 w/ pull, L9473, L9480, L9485, to anti-ligature	(2) anti-ligature knob assemblies (1) anti-ligature blocking ring (1) anti-ligature thumbturn assembly		<b>1,357.00</b>
09-159	L9040, L9440 to anti-ligature	(2) anti-ligature knob assemblies (1) anti-ligature thumbturn assembly (1) emergency ADA turn (1) emergency button		<b>1,357.00</b>
<b>Convert to SLI Anti-Ligature Lever</b>				
09-138	L9010, L9060, L9070, L9071, L9076, L9077, L9080, L9092EL/EU, L9082, L9095EL/EU, L9176, L9457, L9458, L9465, L9466, L9482, to anti-ligature	(2) anti-ligature lever assemblies (2) anti-ligature blocking rings (2) trim ferrules	See instruction sheet	<b>\$1,413.00</b>
09-139	L9050, L9056, L9412, L9453, L9456, L9460 w/ pull, L9473, L9480, L9485, to anti-ligature	(2) anti-ligature lever assemblies (1) anti-ligature blocking ring (1) anti-ligature thumbturn assembly (2) trim ferrules		<b>1,687.00</b>
09-189	L9040, L9440 to anti-ligature	anti-ligature lever assemblies (1) anti-ligature thumbturn assembly (1) emergency ADA turn (1) emergency button (2) trim ferrules		<b>1,687.00</b>
<b>Deadbolt conversion to anti-ligature</b>				
09-157	L462, L464, L9462, L9464 to anti-ligature	(2) anti-ligature blocking rings		<b>\$129.00</b>
09-158	L460, L480, L9460 to anti-ligature	(1) anti-ligature blocking ring (1) anti-ligature thumbturn assembly		<b>676.00</b>
Notes	1) For 1 3/4" doors w/ sectional trim only. 2) Available in 630 (Satin Stainless Steel) or 630AM (Satin Stainless Steel Anti-Microbial) finish only. 3) If applicable please specify "P" for (P) cylinder types, "R" for (R,J,F,T) cylinder types, and "BD" for (BD, BDC, GD, HD) cylinder types following the part number. Not available with the "L" cylinder option (lock less cylinder).			

Classroom Security Function Conversion Kits					
Part Number	Converts		Contents	Conversion Instructions	Price Each
<b>Rose Trim</b>					
38-090	L9070P to L9071P L9076P to L9077P		(1) 30-001-118 Cylinder (2) 36-082-018 Blocking Ring	Add cylinder and 1 blocking ring to inside. Add 1 blocking ring to outside.	\$108.00
38-091	L9070R to L9071R L9076R to L9077R		(1) 30-008 Cylinder (2) 36-082-050 Blocking Ring	Add cylinder and 1 blocking ring to inside. Use 1 blocking ring to replace existing outside blocking ring.	173.00
38-092	L9070BD to L9071BD L9076BD to L9077BD		(1) 80-108 Cylinder (2) 36-082-050 Blocking Ring		108.00
<b>L Escutcheon Trim</b>					
38-093	L9070P to L9071P L9076P to L9077P		(1) 30-001-118 Cylinder (includes Compression Spring and Ring) (1) 36-082-012 Blocking Ring (1) 09-635 Escutcheon	Replace existing inside escutcheon. Add cylinder and compression spring only to inside. Add compression ring only to outside.*	\$242.00
38-094	L9070R to L9071R L9076R to L9077R		(1) 30-008 Cylinder (1) 36-082-012 Blocking Ring (1) 09-635 Escutcheon	Replace existing inside escutcheon. Add cylinder and blocking ring to inside.	242.00
38-095	L9070BD to L9071BD L9076BD to L9077BD		(1) 80-108 Cylinder (1) 09-635 Escutcheon	Replace existing inside escutcheon. Add cylinder to inside.	172.00
* Also add blocking ring to outside of 1 5/8" doors. Use compression spring only on outside of 1 7/8" doors.					
Notes	1) Specify finish and keying. 2) Subject to same discount as L-Series Locks. 3) Use of these kits requires drilling hole in door for inside cylinder.				

Vandlgard Retrofit Kit - Specify door thickness (1 3/4" - 3 5/8") when ordering						
Part Number	Converts		Contents	Conversion Instructions	Note	Price Each
<b>Rose Trim</b>						
39-034	L to LV  L9040 L9076 L9496 L9044 L9080 L9060 L9440 L9453 L9071 L9444 L9456 L9077 L9050 L9480 L9082 L9056 L9485 L9457 L9070 L9486		(1) L283-200 Mounting Post Pack (1) L583-345 24061897 Catch Retractor (1) L283-147 Retractor Assembly (1) L583-383 Crank Retractor (1) L583-386 Bottom Hub (1) L583-387 Top Hub (1) P515-528 Handing Label (1) P515-683 Instruction Sheet	Please refer to instruction sheet.	For L9080, L9480, L9485 and L9486 functions, add to kit (1) L283-040 Spring Cage.	\$55.30
39-234	L9082 and L9482 to LV9082 and LV9482		(1) L283-200 Mounting Post Pack (1) L583-346 Spacer (1) L583-386 Bottom Hub (1) L583-387 Top Hub (1) P515-528 Handing Label (1) P515-683 Instruction Sheet	Please refer to instruction sheet. For first time users, an instructional video is available.	Add to kit (2) L283-040 Spring Cages	50.80

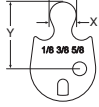
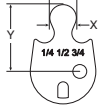


MORTISE

L-43

Screw Packs		605	606	609	612	613	619	622	625	626	629	630	643e
Available Finishes		▪	▪	▪	▪	▪	▪	▪	▪	▪	▪	▪	▪
Part Number	Description	Price Each											
<b>Standard Screw Packs</b>													
C203-736	Lock Case Screws: contains (2) C603-256, #12-24 WMS PFH. Specify 455 Finish.	<b>\$5.70</b>											
C203-736	Strike Screws: Contains: (2) C603-256, #12-24 WMS PFH.												
K110-020	Armor Front Screws: Contains (2) K510-210, #8-32 x 1/4" MS PFH	<b>0.78</b>											
K110-947	Rose Trim Thumbturn screws: Contains: (2) K510-445, #4 x 1/2" POH AB	<b>7.10</b>											
L283-100	Trim Mount Screws & Posts, 1 3/4" door: Contains: (2) L583-066, #8-32 x 1/2" PFH (2) L583-212, 1 3/4" posts. Finish not required.	<b>25.00</b>											
L283-101	L escutcheon thru-bolts, 1 3/4" doors Contains: (2) L583-120	<b>10.00</b>											
L283-154 xx	Part pack for L mortise. Specify finish (xx) Contains: (2) spindles, (2) spindle spring, (2) ferrules, (2) ferrule screws, (2) mounting screws, (2) armor screws, (2) strike screws	<b>39.00</b>											
MS = Metal Screw WMS = Wood/Metal Screw PFH = Phillips Flat Head POH = Phillips Oval Head													
<b>Torx® Screw Packs*</b>													
L283-121	Rose trim w/o thumbturn. Contains: (2) armor screws, #8-32 x 1/4" (T-15) (2) strike screws, #12-24 x 1/2" (T-20)												
L283-122	Rose trim w/ thumbturn. Contains: (2) armor screws, #8-32 x 1/4" (T-15) (2) strike screws, #12-24 x 1/2" (T-20) (2) thumbturn screws, #4 x 1/2" (T-8)												
L283-123	L Escutcheon for 1 3/4" doors. Contains: (2) armor screws, #8-32 x 1/4" (T-15) (2) esc. screws, 1/4-28 x 2 1/8" (T-30) (2) strike screws, #12-24 x 1/2" (T-20)	<b>\$19.20</b>											
XL11-848	N Escutcheon for 1 3/4" doors. Contains: (2) armor screws, #8-32 x 1/4" (T-15) (2) strike screws, #12-24 x 1/2" (T-20) (2) esc. screws, #8-32 x 1 1/2" (T-20)												
*	Torx screw packs furnished with appropriate T-xx installation tool.												
⌚	Extended lead time												
Ordering instructions: Specify part number and finish. Ex: L283-123 626.													

**Special Parts - NOT SUBJECT TO STANDARD DISCOUNT TERMS**

Available Finishes		605	606	609	612	613	619	622	625	626	629	630	643e
Available Finishes		▪	▪	▪	▪	▪	▪	▪	▪	▪	▪	▪	▪
Part Number	Description	Price Each											
XL11-422	Solid latchbolt (nylon insert) for use with electric strikes. Finish not required. Price listed is adder to lock	<b>\$65.20</b>											
XB11-720	Mortise cylinder turn unit with ADA complaint style thumbturn. Price listed is adder to 09-900, 09-904, 09-905 or 09-907	<b>36.40</b>											
XK10-992	10-072 strike with >2" thru 6" lip. Specify lip length on order	<b>123.00</b>											
XL11-515	1/8" thick lead plate. Specify lock function and door hand on order	<b>308.00</b>											
XL11-634	Blank inside L escutcheon	<b>192.00</b>											
XL11-636	Blank outside L or N escutcheon. Specify L or N on order.	<b>263.00</b>											
XL11-743	Armor front with cutout to receive deadbolt only, for use with L9110, L9175 and L9176 dummy functions	<b>80.10</b>											
XL11-820	Strike, 1 3/16" lip, one hole for latching functions, RH & LHR doors	<b>26.00</b>											
XL11-821	Strike, 1 3/16" lip, one hole for latching functions, LH & RHR doors	<b>26.00</b>											

Mortise Cylinders					
Cam	Description	Cylinder Mechanism	Complete Cylinder	Price Each	
				Open	Restricted
<p><b>L583-474</b> For cyl. length 1 1/8", 1 3/8", 1 5/8"</p>  <p>Dim. X = .261 Y = .644</p> <p><b>L583-475</b> For cyl. length 1 1/4", 1 1/2", 1 3/4"</p>  <p>Dim. X = .261 Y = .644</p>	Cylinder Only: L & N Escutcheons	Conventional	30-021	\$65.00	\$80.00
		Primus Controlled Access	20-793	133.00	
		Primus XP Controlled Access	20-793-XP		
		Primus UL437	20-593	162.00	
		Primus XP UL437	20-593-XP		
		Hotel Function (Conventional)	30-022	102.00	117.00
	Cylinder With Compression Ring & Spring: Rose Trim	Conventional	30-001	74.00	89.00
		Everest 29 SL (R/B Keyways only)	91-062	\$89.00	
		Primus Controlled Access	20-787	141.00	
		Primus XP Controlled Access	20-787-XP		
		Everest 29 SL Primus XP (R/B Keyways only)	91-757-XP		\$141.00
		Primus UL437	20-587	169.00	
		Primus XP UL437	20-587-XP		
		Primus Lockout	20-717	191.00	
Primus XP Lockout		20-717-XP			
Primus UL437 Lockout		20-517	206.00		
Primus XP UL437 Lockout	20-517-XP				
Hotel Function (Conventional)	30-002	107.00	122.00		
<b>Schlage L9060 Outside and Other Straight Cam Applications</b>					
<p><b>L583-476</b> For cyl. length 1 1/8", 1 3/8", 1 5/8"</p>  <p>DIM X = 0.35" DIM Y = 0.72"</p> <p><b>L583-477</b> For cyl. length 1 1/4", 1 1/2", 1 3/4"</p>  <p>DIM X = 0.35" DIM Y = 0.72"</p>	Cylinder Only: L & N Escutcheons	Conventional	26-021	\$65.00	\$80.00
		Everest 29 SL (R/B Keyways only)	91-059		
		Primus Controlled Access	20-701	133.00	
		Primus XP Controlled Access	20-701-XP		
		Primus XP Everest 29 SL (R/B Keyways only)	91-759-XP		\$133.00
		Primus UL437	20-501	162.00	
	Cylinder With Compression Ring & Spring: Rose Trim	Primus XP UL437	20-501-XP		
		Conventional	20-001	74.00	89.00
		Everest 29 SL (R/B Keyways only)	91-051		89.00
		Primus Controlled Access	20-700	141.00	
		Primus XP Controlled Access	20-700-XP		
		Primus XP Everest 29 SL (R/B Keyways only)	91-751-XP		\$162.00
Primus UL437		20-500	169.00		
Primus XP UL437		20-500-XP			
Primus Lockout	20-715	191.00			
Primus XP Lockout	20-715-XP				
Primus UL437 Lockout	20-515	206.00			
Primus XP UL437 Lockout	20-515-XP				
Notes:	Prices apply to 1 1/8", 1 1/4" and 1 3/8". For 1 1/2", 1 5/8" and 1 3/4" add \$39.30. Everest hotel function cylinders are available 1 1/8", 1 1/4" and 1 3/8" only. See Special Cylinders for 2" - 5" long cylinders.				
	1 1/8" (Dim = 118) cylinders are furnished unless otherwise specified. Cylinder lengths depend on function, trim and door thickness. See page CYL-36 for required dimension.				
	SL cylinders available in 1 1/8" and 1 1/4" lengths only				

MORTISE

L-45

MORTISE

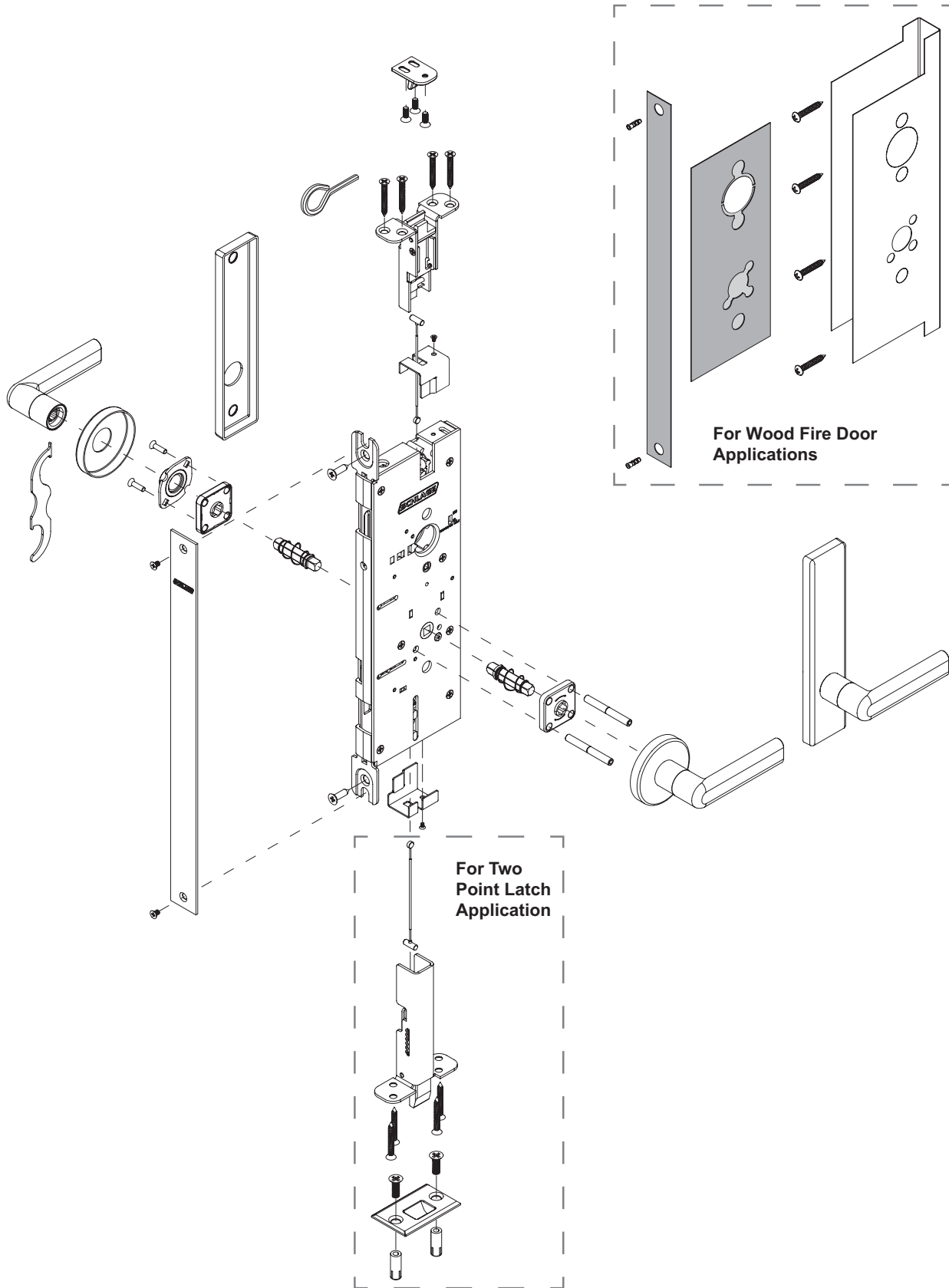
L-46

<b>Allegion Connect Harnesses - Prices listed are net, discounting does not apply</b>		
<b>Part Number</b>	<b>Description</b>	<b>Price Each</b>
<b>Harnesses with Molex Connectors on both ends (for use with Hollow Metal Doors)</b>		
CON-6	6" Wire Harness (internal p/n 106190-00)	<b>\$9.40</b>
CON-12	12" Wire Harness (internal p/n 106191-00)	<b>12.50</b>
CON-26	26" Wire Harness (internal p/n 106192-00)	<b>14.00</b>
CON-32	32" Wire Harness (internal p/n 106193-00)	<b>15.10</b>
CON-38	38" Wire Harness (internal p/n 106194-00)	<b>16.60</b>
CON-44	44" Wire Harness (internal p/n 106195-00)	<b>16.10</b>
CON-50	50" Wire Harness (internal p/n 106196-00)	<b>16.60</b>
CON-192	192" Wire Harness (internal p/n 106197-00)	<b>39.50</b>
<b>Harnesses with Molex Connector on one end, crimped pins on other w/ attachable Molex connector (for use with Wood Doors)</b>		
CON-6P	6" Wire Harness (internal p/n 106201-00)	<b>\$12.00</b>
CON-12P	12" Wire Harness (internal p/n 106202-00)	<b>15.10</b>
CON-26P	26" Wire Harness (internal p/n 106203-00)	<b>16.60</b>
CON-32P	32" Wire Harness (internal p/n 106204-00)	<b>17.70</b>
CON-38P	38" Wire Harness (internal p/n 106205-00)	<b>18.20</b>
CON-44P	44" Wire Harness (internal p/n 106206-00)	<b>18.70</b>
CON-50P	50" Wire Harness (internal p/n 106207-00)	<b>19.20</b>
CON-192P	192" Wire Harness (internal p/n 106208-00)	<b>41.60</b>
<b>Harness with Molex Connector on one end, stripped leads on other (for connection to power supply)</b>		
CON-6W	6" extension to power supply (internal p/n 106210-00)	<b>\$12.00</b>
<b>Service Kit</b>		
CON-KIT	Connector Service Kit (internal p/n 050823-00-00) contains: -100 each male & female terminals -10 each 4-pin and 8-pin male connectors -10 each 4-pin and 8-pin female connectors - 1 extraction tool"	<b>\$98.80</b>



# LM9200 · Series

Concealed two-point latching system for wood or hollow metal doors



MULTIPOINT

LM9200-1

NOTE: LM9200 series requires unique factory-prepped doors; please contact sales representative for list of compatible door manufacturers.

# LM9200 - Series

## Ordering Procedures

To order Schlage products, descriptive data should be in the sequence as shown below.

Line Item	Qty	Product	Outside		Inside		Hand	Latch	Strike	Dr Thk	Ext	DIM	Additional Details
			DES	FIN	DES	FIN							
1	1	LM9250P	06A	626	17B	643e	RH	LBL	-	134	-	7'0"	KA

**Line Item:** Line item number

**Qty:** Quantity

**Product:** Product function + cylinder code. No suffix is required for non-firerated wood or hollow metal doors; use 'F' suffix for firerated wood doors and 'M' suffix for firerated hollow metal doors.

**Outside Des:** Outside lever design + rose/escutcheon code

**Outside Fin:** Outside finish

**Inside Des:** Inside lever design + rose/escutcheon code; specify only if different from outside

**Inside Fin:** Inside finish; specify only if different from outside

**Hand:** Hand of door (LH, LR, RH, RR)

**Latch:** specify LBL (Less Bottom Latch) if top-latch only solution desired

**Strike:** Not applicable; product ships with standard strikes only

**Dr Thk:** Door Thickness; leave blank for standard thickness (1 3/4") or specify if non standard. Example: 200 = 2", 214 = 2 1/4"

**Ext:** Extension, enter one of the following when door thickness 2" or greater are specified: EE = Extended Equally, EI = Extended Inside, EO = Extended Outside

**Dim:** Height of door (6'8"-10'0" for non-fire rated openings, 6'8"-8'0" for fire rated openings)

**Additional Details:** Enter additional detail for keying information or special requirements

### Common Pricing Information

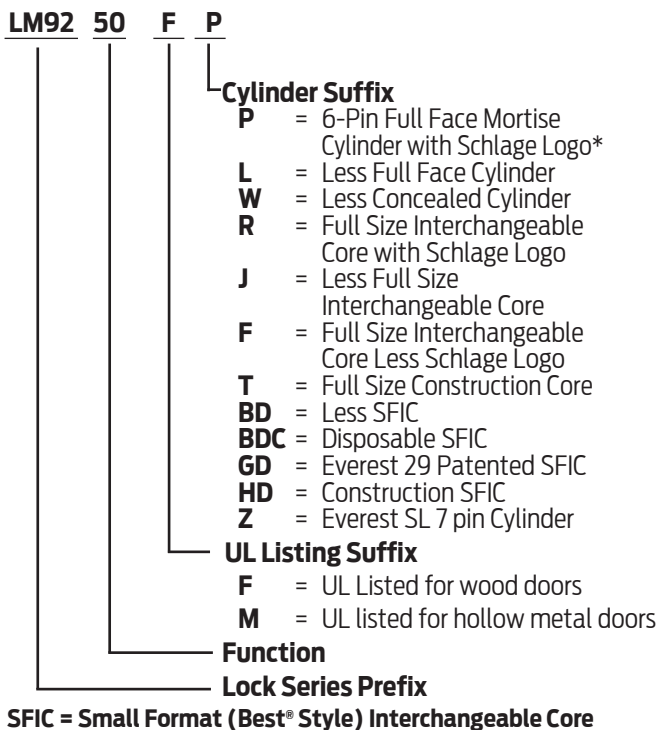
1.	Locks are furnished with standard features unless otherwise specified.
2.	Door thickness is 1 3/4" unless otherwise specified.
3.	Split finishes and designs will be priced at the highest list price of the design and/or finish.
4.	⌚ denotes a lock or part that requires an extended lead time.
5.	👤 denotes a handed product and requires handing to be specified.
6.	For all restricted keyways (Everest D, Everest 29 T, Quad, Numbered, Reversed) add \$15.00. This does not apply to Primus cylinders. See Terms and Conditions for ordering information and requirements.
7.	Locks, keys and cylinders containing restricted keyways require additional documentation to order. Please see Terms and Conditions for the specific requirements.
8.	Keyway must be specified for keyed functions and cylinders. If not specified, default keyway will be S123 for KA, KD and 0-bitted product and S145 for Factory managed masterkey systems.
9.	Multiple keying options are available. Locks and cylinders are furnished KD unless otherwise specified or excepted by notation.
10.	Control Keys for permanent and construction cores are not included with the lock or cylinder and must be ordered separately.
11.	Locks specified with "C" keyway and KD or 0-bitted will receive 6 pin cylinders.
12.	Full Size Interchangeable Cores (FSIC) are furnished 1-bitted unless otherwise specified. If 0-bitted is selected, the order will be entered as 1-bitted. This does not apply to FSIC Primus® cores.
13.	Conventional cylinders, Primus cylinders (conventional and FSIC) can be supplied 0-bitted. If 1-bitted is selected, the order will be entered as 0-bitted.
14.	Available plug face finishes are 606 and 626. For brass or bronze finish colors, the plug face finish is 606. For chrome, nickel or stainless steel finish colors, the plug face finish is 626.
15.	Locks and cylinders will be furnished with 2 keys each as standard. Additional keys will be charge at the additional cut keys charge appropriate for the cylinder/key type

**Table of Contents**

<b>Functions</b>	<b>LM-4</b>
<b>Complete Locks</b>	<b>LM-6</b>
Standard Lever Collection A, B or C Rose Trim	LM-6
Standard Lever Collection Escutcheon Trim	LM-8
M Lever Collection A, B or C Rose Trim	LM-10
M Lever Collection Escutcheon Trim	LM-12
<b>Options</b>	<b>LM-14</b>
Cylinder Options	LM-14
Locks Less Components	LM-15
Non-Standard Door Thickness	LM-15
Indicators (for Sectional (rose) or N Escutcheon Trim)	LM-16
Tactile Warning	LM-16
ADA Thumbturn	LM-16
Lever Trak	LM-16
Anti-Microbial Coating	LM-16
<b>Parts</b>	<b>LM-17</b>
Levers & Knobs, Roses, Escutcheons	LM-17
Outside Lever/Knob Assemblies	LM-18
Armor Fronts & Strikes	LM-18
Buttons, Thumbturns, Coin Turns, Cylinder Turns	LM-19
Occupancy Indicators	LM-19
Thru-Bolts	LM-20
Mounting Posts	LM-20
Springs & Spindles	LM-20
Lock Cases	LM-21
Latch Kits	LM-21
Strikes	LM-21
Cables	LM-21
Fire Rated Components	LM-21
Miscellaneous Parts	LM-22
Mortise Cylinders	LM-23
Allegion Connect Harnesses	LM-24
<b>Complete Cylinders</b>	<b>See Cylinders Section</b>
<b>How To Order</b>	<b>Forms &amp; Examples</b>

**BAA/ARRA**  
Contact your local SSC or  
Sales Rep. for ordering details


**Product Identification**



**Finish Codes and Descriptions**

Code	Description
605 (US 3)	Bright Brass
606 (US 4)	Satin Brass
609 (US 5)	Antique Brass
612 (US10)	Satin Bronze
613 (US10B)	Oil Rubbed Bronze
619 (US 15)	Satin Nickel
622 (US19)	Matte Black
625 (US 26)	Bright Chromium Plated
626 (US 26D)	Satin Chromium Plated
626AM (A)	Antimicrobial Coating on Satin Chromium
629 (US 32)	Bright Stainless Steel
630 (US 32D)	Satin Stainless Steel
630AM (A)	Antimicrobial Coating on Satin Stainless Steel
643e (US 11)	Aged Bronze

**Standard Features**

<p>Certifications</p> <p>Case Size</p> <p>Armor Front</p> <p>Backset</p> <p>Cylinder</p> <p>Door Range</p> <p>Keys</p>	<p>Wood door applications: available UL listed for 60 minute fire door with two point latch or 20 minute fire door with top latch only.</p> <p>Hollow metal door applications: available UL listed for 90 minute fire door with two point latch, one point latch, or double egress with astragal.</p> <p>4 7/16" x 12 3/8" x 1"</p> <p>1 1/4" x 15 7/8"</p> <p>2 3/4"</p> <p>6-Pin solid brass, keyed 6-pin, S123 keyway, keyed different</p> <p>1 3/4"</p> <p>Two nickel silver cut keys per lock, 6 pin, S123 section</p>	
--	---	---

NOTE: LM9200 only available in US and Canada

# LM9200 - Series Functions

## Mechanical Functions

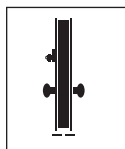
LM9210



### Passage Lock

Latches retracted by lever from either side at all times. Inside lever always free for immediate egress.

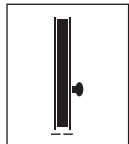
LM9270



### Classroom Lock

Latches retracted by lever from either side unless outside is made inoperative by key outside. Outside lever remains locked until unlocked by key. Inside lever always free for immediate egress.

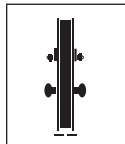
LM9225



### Exit Lock

Latches retracted by lever from inside at all times. No trim on outside. Not available escutcheon trim.

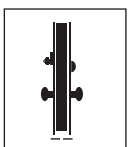
LM9271



### Classroom Security Lock

Latches retracted by lever from either side unless outside is made inoperative by key from either side. Outside lever remains locked until unlocked by key either side. Inside lever always free for immediate egress.


LM9250



### Office/Entry Lock

Latches retracted by lever from either side unless outside is made inoperative by key outside or by turning inside thumbturn. Outside lever remains locked until thumbturn is returned to vertical or unlocked by key. Inside lever always free for immediate egress.

LM9280



### Storeroom Lock

Latches retracted by outside lever after key inserted and turned 280° or by inside lever. Inside lever always free for immediate egress. **Specify handing on order.**

LM9256




### Office/Entry with automatic unlocking

Latches retracted by lever from either side unless outside is made inoperative by key outside or by turning inside thumbturn. Outside lever remains locked until thumbturn is returned to vertical, unlocked by key, or rotating inside lever. Inside lever always free for immediate egress.

All electrified locks feature automatic detection and operation with 12 or 24V DC, and a case-mounted switch that allows customer selection of EL (fail safe) or EU (fail secure) operation. Please specify lock function as EL or EU for default switch position. Locks also come standard with Allegion Connect moxex connector with 3" lead. Allegion Connect is a moxex connector system that allows rapid installation of lock when used with Allegion connect harnesses (see last page of this section of pricebook) and Allegion connect Hinges (see lves pricebook). For more information speak to your sales representative. The moxex connector can also be cut off so that the lock can be installed with traditional splicing. Request to Exit (RX) is not an available option for the LM9200 series.

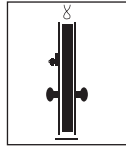
**LM9290EL  
LM9290EU**



**Electrically locking/unlocking outside lever, no cylinder**

Outside lever continuously locked (EL) or unlocked (EU) by 12 or 24V DC. EL is fail safe (power failure allows outside lever to retract latchbolt); EU is fail secure (power failure locks outside lever). Inside lever always free for immediate egress.


**LM9293EL  
LM9293EU**



**Electrically locking/unlocking both levers, Outside cylinder**

Inside and outside lever continuously locked (EL) or unlocked (EU) by 12 or 24V DC. Latchbolt retracted by key outside. EL is fail safe (power failure allows either lever to retract latchbolt); EU is fail secure (power failure locks both levers).

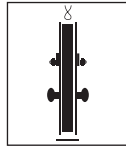
**LM9291EL  
LM9291EU**



**Electrically locking/unlocking both levers, no cylinder**

Inside and outside lever continuously locked (EL) or unlocked (EU) by 12 or 24V DC. EL is fail safe (power failure allows either lever to retract latchbolt); EU is fail secure (power failure locks both levers).


**LM9295EL  
LM9295EU**



**Electrically locking/unlocking both levers, Inside and outside cylinder**

Inside and outside lever continuously locked (EL) or unlocked (EU) by 12 or 24V DC. Latchbolt retracted by key inside or outside. EL is fail safe (power failure allows either lever to retract latchbolt); EU is fail secure (power failure locks both levers).

**LM9292EL  
LM9292EU**



**Electrically locking/unlocking outside lever, Outside cylinder**

Outside lever continuously locked (EL) or unlocked (EU) by 12 or 24V DC. Latchbolt retracted by key outside or lever inside. EL is fail safe (power failure allows outside lever to retract latchbolt); EU is fail secure (power failure locks outside lever). Inside lever always free for immediate egress.

## Cast or Forged Lever Designs with Wrought Roses

<p><b>01</b></p>	<p><b>02</b></p>	<p><b>03</b></p>	<p><b>05</b></p>
<p><b>06</b></p> <p>Not available with C Rose</p>	<p><b>07</b></p>	<p><b>12</b></p> <p>specify hand</p>	<p><b>17</b></p>
<p><b>18</b></p>	<p><b>LAT</b></p>	<p><b>LON</b></p>	<p><b>OME</b></p>
<p><b>Accent (ACC)</b></p> <p>specify hand</p>	<p><b>Asti (AST)</b></p> <p>specify hand</p>	<p><b>Merano (MER)</b></p> <p>specify hand</p>	

Note: Above images shown with A Rose. (except for ligature resistant trim)

## Wrought Rose Designs

<p><b>A</b></p> <p>2 1/8" (54 mm) diameter</p>	<p><b>B</b></p> <p>2 9/16" (65mm) diameter</p>	<p><b>C</b> (not available 612 or 613 finish)</p> <p>2 5/8" (66mm) diameter</p>	<p><b>AVA</b> (ACC lever only)</p> <p>2 5/8" (66mm) diameter</p>	<p><b>MER</b> (MER lever only)</p> <p>2 5/8" (66mm) diameter</p>
--	--	---	--	--

LM9200 (A, B or C Rose Trim) - Standard Collection levers						
Function	Description	Lever Designs				
		03	06 07 12 17 OME	03 06 07 12 17 OME		
		⚙: 01, 02, 05, 18, LAT*, LON* ACC ⬆, AST ⬆, MER ⬆ * Not available 612, 613 † Not available 629, 630				
		Finishes				
		626	626	605 606 609 612 619 622 625 643e	613 629 630	Adjustment for Less Bottom Latch (LBL option code)
<b>FOR NON FIRERATED WOOD DOORS (6'8" - 10'0" door range, specify height on order)</b>						
<b>Keyless Functions</b>						
LM9210	Passage					
LM9225	Exit	\$2,698	\$2,808	\$2,820	\$2,838	-109
LM9290EL or EU	Electrified lock, no cylinders, outside lever locks	3,041	3,151	3,163	3,181	
LM9291EL or EU	Electrified lock, no cylinders, both levers locks					
<b>Keyed Single Cylinder Functions</b>						
LM9250P	Office/Entry	\$2,854	\$2,964	\$2,976	\$2,994	-109
LM9256P	Office/Entry w/Automatic Unlocking	2,917	3,027	3,039	3,057	
LM9270P	Classroom	2,854	2,964	2,976	2,994	
LM9280P	Storeroom (specify handing on order)					
LM9292ELP or EUP	Electrified lock, outside cylinder, outside lever locks	3,114	3,224	3,236	3,254	
LM9293EPL or EUP	Electrified lock, outside cylinder, both levers lock					
<b>Keyed Double Cylinder Functions</b>						
LM9271	Classroom Security	\$2,924	\$3,034	\$3,046	\$3,064	-109
LM9295ELP or EUP	Electrified lock, inside and outside cylinders, both levers lock	3,184	3,294	3,306	3,324	
<b>FOR UL FIRERATED WOOD DOORS (6'8" - 8'0" door range, specify height on order)</b>						
<b>Keyless Functions</b>						
LM9210F	Passage					
LM9225F	Exit	\$2,848	\$2,958	\$2,970	\$2,988	-109
LM9290FEL or EU	Electrified lock, no cylinders, outside lever locks	3,191	3,301	3,313	3,331	
LM9291FEL or EU	Electrified lock, no cylinders, both levers locks					
<b>Keyed Single Cylinder Functions</b>						
LM9250FP	Office/Entry	\$3,004	\$3,114	\$3,126	\$3,144	-109
LM9256FP	Office/Entry w/Automatic Unlocking	3,067	3,177	3,189	3,207	
LM9270FP	Classroom	3,004	3,114	3,126	3,144	
LM9280FP	Storeroom (specify handing on order)					
LM9292FELP or EUP	Electrified lock, outside cylinder, outside lever locks	3,264	3,374	3,386	3,404	
LM9293FELP or EUP	Electrified lock, outside cylinder, both levers lock					
<b>Keyed Double Cylinder Functions</b>						
LM9271FP	Classroom Security	\$3,074	\$3,184	\$3,196	\$3,214	-109
LM9295FEPL or EUP	Electrified lock, inside and outside cylinders, both levers lock	3,334	3,444	3,456	3,474	
<b>FOR UL FIRERATED HOLLOW METAL DOORS (6'8" to 8'0" door range; specify height on order)</b>						
<b>Keyless Functions</b>						
LM9210M	Passage					
LM9225M	Exit	\$2,698	\$2,808	\$2,820	\$2,838	-109
LM9290MEL or EU	Electrified lock, no cylinders, outside lever locks	3,041	3,151	3,163	3,181	
LM9291MEL or EU	Electrified lock, no cylinders, both levers locks					
<b>Keyed Single Cylinder Functions</b>						
LM9250MP	Office/Entry	\$2,854	\$2,964	\$2,976	\$2,994	-109
LM9256MP	Office/Entry w/Automatic Unlocking	2,917	3,027	3,039	3,057	
LM9270MP	Classroom	2,854	2,964	2,976	2,994	
LM9280MP	Storeroom (specify handing on order)					
LM9292MELP or EUP	Electrified lock, outside cylinder, outside lever locks	3,114	3,224	3,236	3,254	
LM9293MELP or EUP	Electrified lock, outside cylinder, both levers lock					
<b>Keyed Double Cylinder Functions</b>						
LM9271MP	Classroom Security	\$2,924	\$3,034	\$3,046	\$3,064	-109
LM9294MELP or EUP	Electrified lock, inside and outside cylinders, outside lever locks	3,184	3,294	3,306	3,324	
LM9295MELP or EUP	Electrified lock, inside and outside cylinders, both levers lock					

Cast or Forged Lever Designs with Cast, Forged, or Wrought Escutcheons

MULTIPOINT

LM9200-8

<p><b>01</b></p>	<p><b>02</b></p>	<p><b>03</b></p>	<p><b>05</b></p>
<p><b>06</b></p>	<p><b>07</b></p>	<p><b>12</b></p> <p>specify hand</p>	<p><b>17</b></p>
<p><b>18</b></p>	<p><b>LAT</b></p>	<p><b>LON</b></p>	<p><b>OME</b></p>
<p><b>Accent (ACC)</b></p> <p>specify hand</p>	<p><b>Asti (AST)</b></p> <p>specify hand</p>	<p><b>Merano (MER)</b></p> <p>specify hand</p>	

Note: Above images shown with L Escutcheon.

Cast/Forged (L) or Wrought (N)

<p><b>L</b></p> <p>Dimensions: 7 15/16" x 1 3/4" x 7/16" (202mm x 44mm x 11mm)</p>	<p><b>N</b></p> <p>Dimensions: 7 7/8" x 2 1/2" x 7/16" (200mm x 64mm x 11mm)</p>
--	--

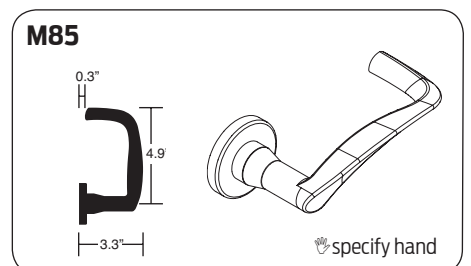
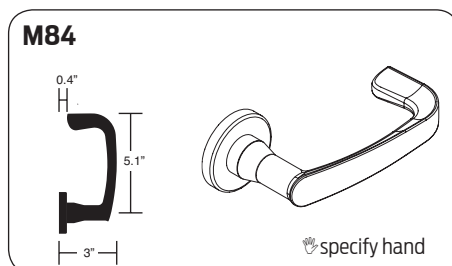
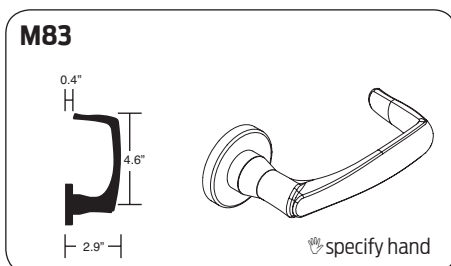
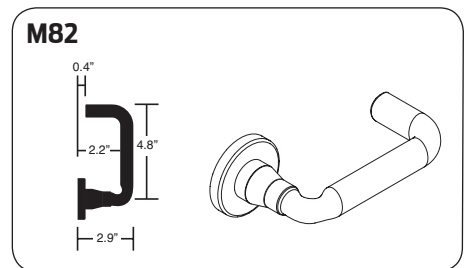
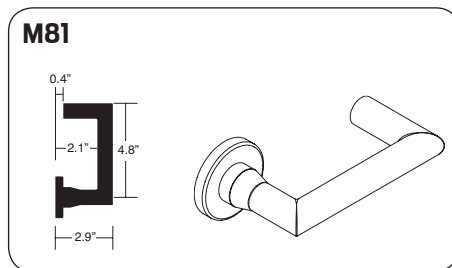
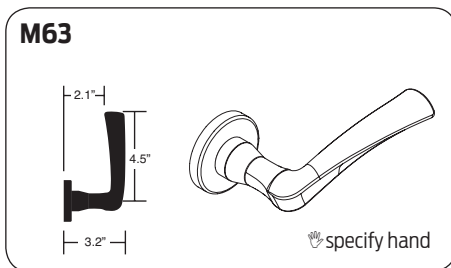
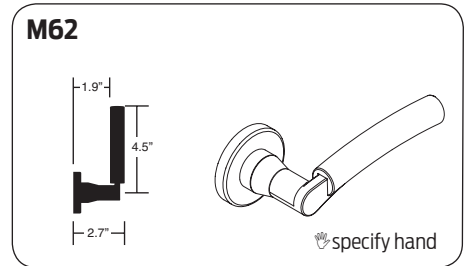
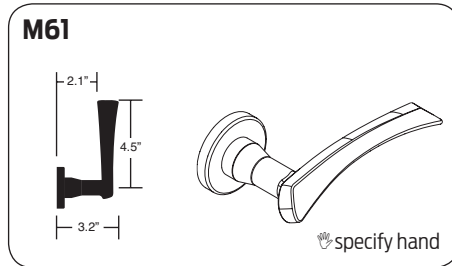
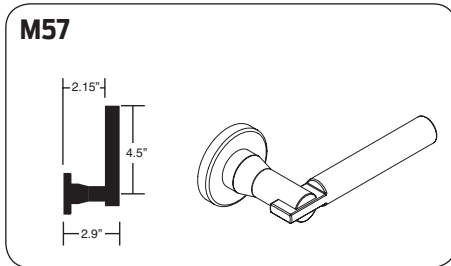
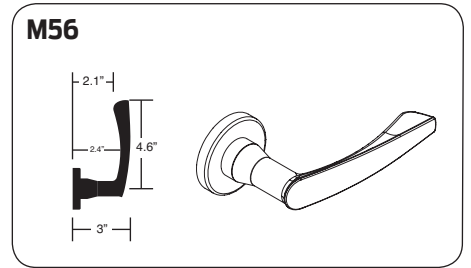
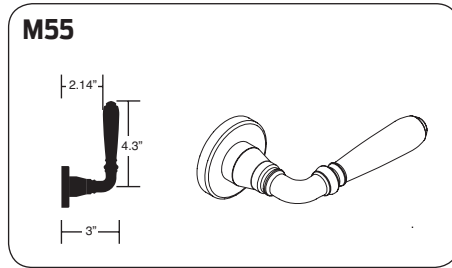
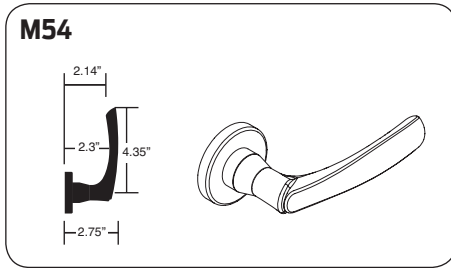
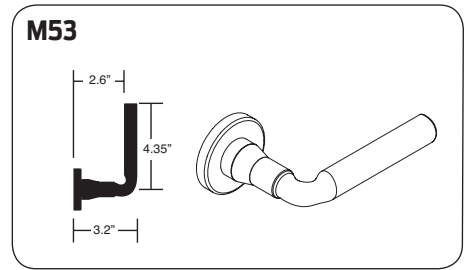
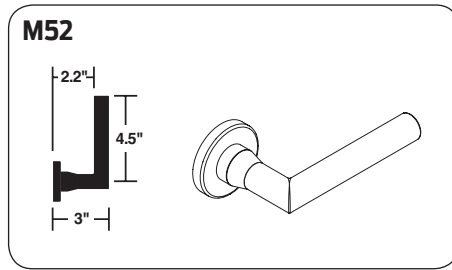
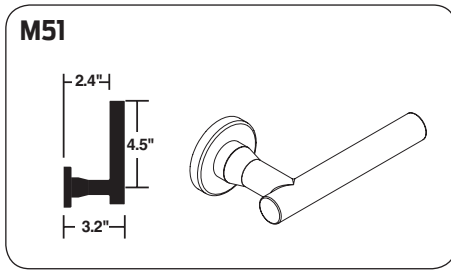


LM9200 (L or N Escutcheon) - Standard Collection levers					
Function	Description	Lever Designs			
		03 06 07 12 17 OME	03 06 07 12 17 OME		
		☒: 01, 02, 05, 18, LAT*, LON* ACC☒†, AST☒†, MER☒† * Not Available 612, 613 † Not available 629, 630			
		Finishes			
		626	605 606 609 612 619 622 625 643e	613 629 630	Adjustment for Less Bottom Latch (LBL option code)
<b>FOR NON FIRERATED WOOD DOORS (6'8" to 10'0" door range; specify height on order)</b>					
<b>Keyless Functions</b>					
LM9210	Passage	\$2,835	\$2,847	\$2,865	-109
LM9290EL or EU	Electrified lock, no cylinders, outside lever locks	3,178	3,190	3,208	
LM9291EL or EU	Electrified lock, no cylinders, both levers locks				
<b>Keyed Single Cylinder Functions</b>					
LM9250P	Office/Entry	\$2,991	\$3,003	\$3,021	-109
LM9256P	Office/Entry w/Automatic Unlocking	3,054	3,066	3,084	
LM9270P	Classroom	2,991	3,003	3,021	
LM9280P	Storeroom				
LM9292ELP or EUP	Electrified lock, outside cylinder, outside lever locks	3,251	3,263	3,281	
LM9293ELP or EUP	Electrified lock, outside cylinder, both levers lock				
<b>Keyed Double Cylinder Functions</b>					
LM9271P	Classroom Security	\$3,061	\$3,073	\$3,091	-109
LM9295ELP or EUP	Electrified lock, inside and outside cylinders, both levers lock	3,321	3,333	3,351	
<b>FOR UL FIRERATED WOOD DOORS (6'8" - 8'0" door range; specify height on order)</b>					
<b>Keyless Functions</b>					
LM9210F	Passage	\$2,985	\$2,997	\$3,015	-109
LM9290FEL or EU	Electrified lock, no cylinders, outside lever locks	3,328	3,340	3,358	
LM9291FEL or EU	Electrified lock, no cylinders, both levers locks				
<b>Keyed Single Cylinder Functions</b>					
LM9250FP	Office/Entry	\$3,141	\$3,153	\$3,171	-109
LM9256FP	Office/Entry w/Automatic Unlocking	3,204	3,216	3,234	
LM9270FP	Classroom	3,141	3,153	3,171	
LM9280FP	Storeroom				
LM9292FELP or EUP	Electrified lock, outside cylinder, outside lever locks	3,401	3,413	3,431	
LM9293FELP or EUP	Electrified lock, outside cylinder, both levers lock				
<b>Keyed Double Cylinder Functions</b>					
LM9271FP	Classroom Security	\$3,211	\$3,223	\$3,241	-109
LM9295FELP or EUP	Electrified lock, inside and outside cylinders, both levers lock	3,471	3,483	3,501	
<b>FOR UL FIRERATED HOLLOW METAL DOORS (6'8" to 8'0" door range; specify height on order)</b>					
<b>Keyless Functions</b>					
LM9210M	Passage	\$2,835	\$2,847	\$2,865	-109
LM9290MEL or EU	Electrified lock, no cylinders, outside lever locks	3,178	3,190	3,208	
LM9291MEL or EU	Electrified lock, no cylinders, both levers locks				
<b>Keyed Single Cylinder Functions</b>					
LM9250MP	Office/Entry	\$2,991	\$3,003	\$3,021	-109
LM9256MP	Office/Entry w/Automatic Unlocking	3,054	3,066	3,084	
LM9270MP	Classroom	2,991	3,003	3,021	
LM9280MP	Storeroom				
LM9292MELP or EUP	Electrified lock, outside cylinder, outside lever locks	3,251	3,263	3,281	
LM9293MELP or EUP	Electrified lock, outside cylinder, both levers lock				
<b>Keyed Double Cylinder Functions</b>					
LM9271MP	Classroom Security	\$3,061	\$3,073	\$3,091	-109
LM9294MELP or EUP	Electrified lock, inside and outside cylinders, outside lever locks	3,321	3,333	3,351	
LM9295MELP or EUP	Electrified lock, inside and outside cylinders, both levers lock				

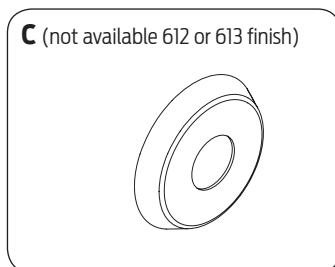
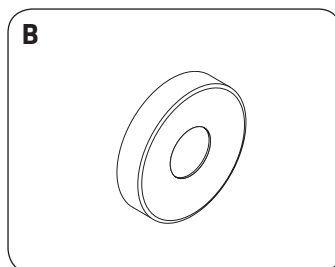
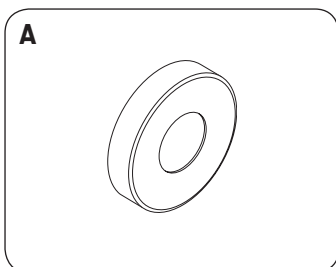
Cast or Forged Lever Designs with Wrought Roses

MULTIPOINT

LM9200-10



Wrought Rose Designs



Note: Above images shown with A Rose.

**LM9200 (A, B or C Rose Trim) - M Collection levers**

Function	Description	Lever Designs	
		Standard Lead-time: M51, M52, M81	
		☒: M53, M54, M55, M56, M57†, M61☒, M62☒†, M63☒, M82, M83, M84, M85 † Available 629 and 630 only	
		Finishes	
		605 606 609 619 622 625 626 629 630 643e	Adjustment for Less Bottom Latch (LBL option code)

**FOR NON FIRERATED WOOD DOORS (6'8" to 10'0" door range; specify height on order)**

Keyless Functions			
LM9210	Passage	\$2,838	-109
LM9225	Exit		
LM9290EL or EU	Electrified lock, no cylinders, outside lever locks	3,181	
LM9291EL or EU	Electrified lock, no cylinders, both levers locks		
Keyed Single Cylinder Functions			
LM9250P	Office/Entry	\$2,994	-109
LM9256P	Office/Entry w/Automatic Unlocking	3,057	
LM9270P	Classroom	2,994	
LM9280P	Storeroom		
LM9292ELP or EUP	Electrified lock, outside cylinder, outside lever locks	3,254	
LM9293ELP or EUP	Electrified lock, outside cylinder, both levers lock		
Keyed Double Cylinder Functions			
LM9271P	Classroom Security	\$3,064	-109
LM9295ELP or EUP	Electrified lock, inside and outside cylinders, both levers lock	3,324	

**FOR UL FIRERATED WOOD DOORS (6'8" to 8'0" door range; specify height on order)**

Keyless Functions			
LM9210F	Passage	\$2,988	-109
LM9225F	Exit		
LM9290FEL or EU	Electrified lock, no cylinders, outside lever locks	3,331	
LM9291FEL or EU	Electrified lock, no cylinders, both levers locks		
Keyed Single Cylinder Functions			
LM9250FP	Office/Entry	\$3,144	-109
LM9256FP	Office/Entry w/Automatic Unlocking	3,207	
LM9270FP	Classroom	3,144	
LM9280FP	Storeroom		
LM9292FELP or EUP	Electrified lock, outside cylinder, outside lever locks	3,404	
LM9293FELP or EUP	Electrified lock, outside cylinder, both levers lock		
Keyed Double Cylinder Functions			
LM9271FP	Classroom Security	\$3,214	-109
LM9295FELP or EUP	Electrified lock, inside and outside cylinders, both levers lock	3,474	

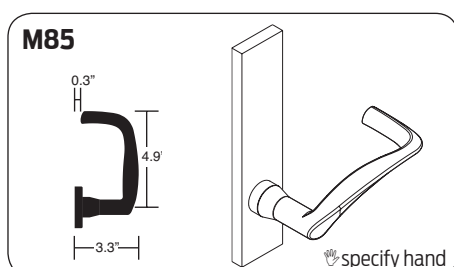
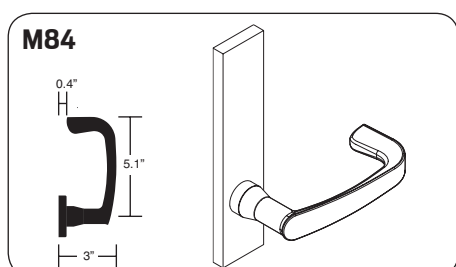
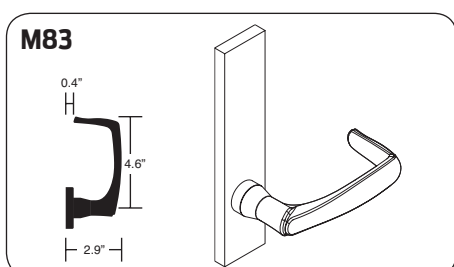
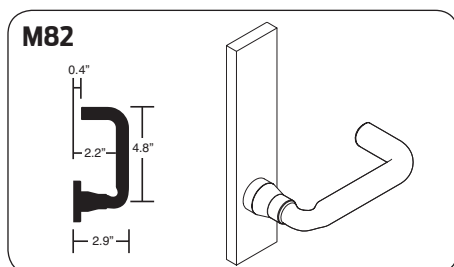
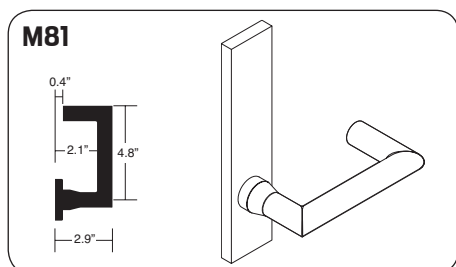
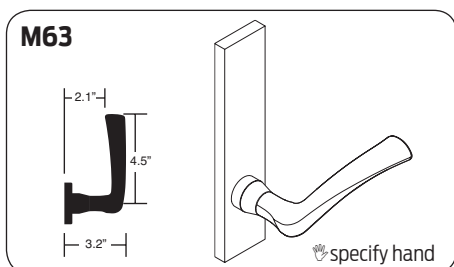
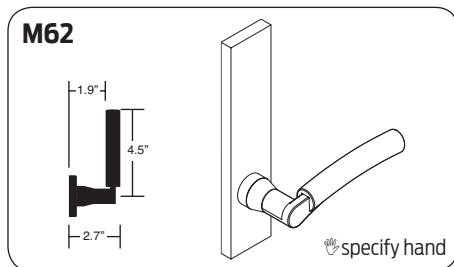
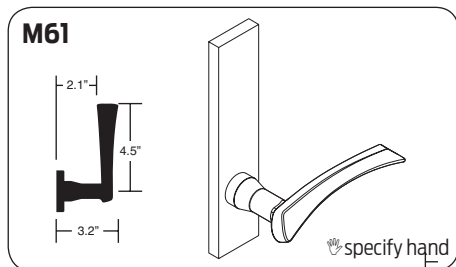
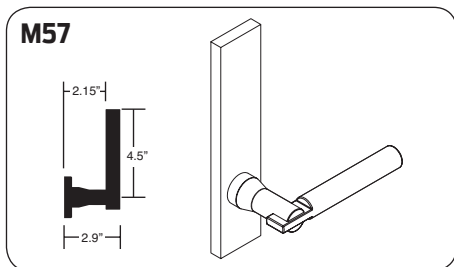
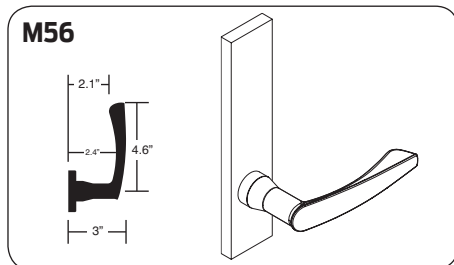
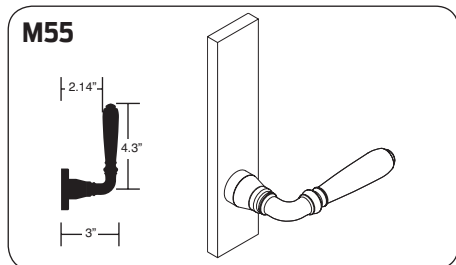
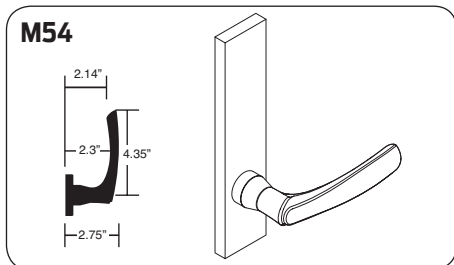
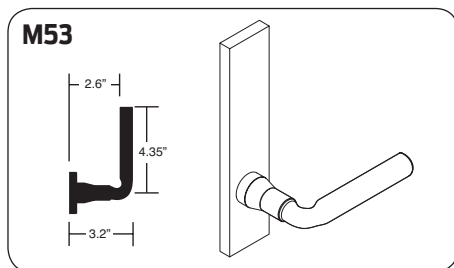
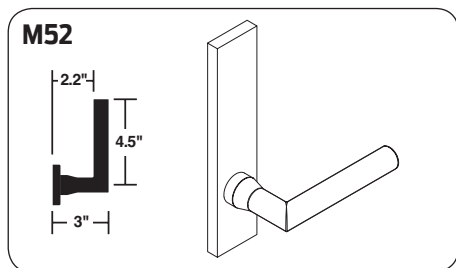
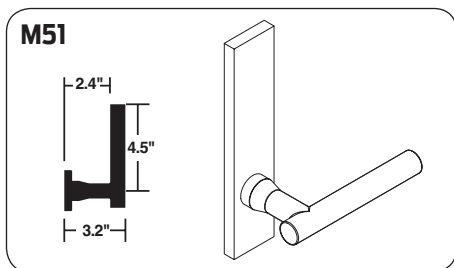
**FOR UL FIRERATED HOLLOW METAL DOORS (6'8" to 8'0" door range; specify height on order)**

Keyless Functions			
LM9210M	Passage	\$2,838	-109
LM9225M	Exit		
LM9290MEL or EU	Electrified lock, no cylinders, outside lever locks	3,181	
LM9291MEL or EU	Electrified lock, no cylinders, both levers locks		
Keyed Single Cylinder Functions			
LM9250MP	Office/Entry	\$2,994	-109
LM9256MP	Office/Entry w/Automatic Unlocking	3,057	
LM9270MP	Classroom	2,994	
LM9280MP	Storeroom		
LM9292MELP or EUP	Electrified lock, outside cylinder, outside lever locks	3,254	
LM9293MELP or EUP	Electrified lock, outside cylinder, both levers lock		
Keyed Double Cylinder Functions			
LM9271MP	Classroom Security	\$3,064	-109
LM9294MELP or EUP	Electrified lock, inside and outside cylinders, outside lever locks	3,324	
LM9295MELP or EUP	Electrified lock, inside and outside cylinders, both levers lock		

## Cast or Forged Lever Designs with Cast, Forged, or Wrought Escutcheons

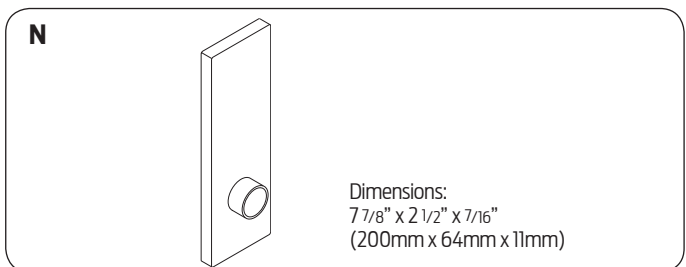
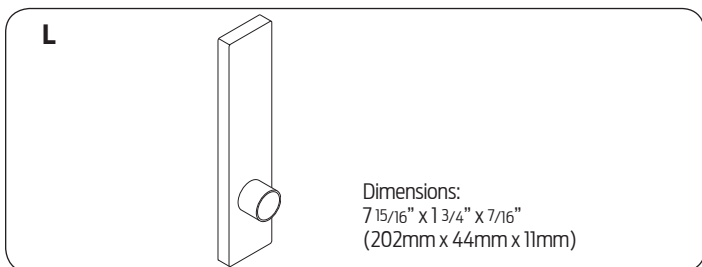
MULTIPOINT

LM9200-12



### Cast/Forged (L) or Wrought (N)

**Note:** Above images shown with L escutcheon.



LM9200 (L or N Escutcheon) - M Collection levers			
Function	Description	Lever Designs	
		Standard Lead-time: M51, M52, M81	
		☒: M53, M54, M55, M56, M57†, M61☒, M62☒†, M63☒, M82, M83, M84, M85 † Available 629 and 630 only	
		Finishes	
		605 606 609 619 622 625 626 629 630 643e	Adjustment for Less Bottom Latch (LBL option code)
<b>FOR NON FIRERATED WOOD DOORS (6'8" to 10'0" door range; specify height on order)</b>			
<b>Keyless Functions</b>			
LM9210	Passage	\$2,865	-109
LM9290EL or EU	Electrified lock, no cylinders, outside lever locks	3,208	
LM9291EL or EU	Electrified lock, no cylinders, both levers locks		
<b>Keyed Single Cylinder Functions</b>			
LM9250P	Office/Entry	\$3,021	-109
LM9256P	Office/Entry w/Automatic Unlocking	3,084	
LM9270P	Classroom	3,021	
LM9280P	Storeroom		
LM9292ELP or EUP	Electrified lock, outside cylinder, outside lever locks	3,281	
LM9293ELP or EUP	Electrified lock, outside cylinder, both levers lock		
<b>Keyed Double Cylinder Functions</b>			
LM9271P	Classroom Security	\$3,091	-109
LM9295ELP or EUP	Electrified lock, inside and outside cylinders, both levers lock	3,351	
<b>FOR UL FIRERATED WOOD DOORS (6'8" to 8'0" door range; specify height on order)</b>			
<b>Keyless Functions</b>			
LM9210F	Passage	\$3,015	-109
LM9290FEL or EU	Electrified lock, no cylinders, outside lever locks	3,358	
LM9291FEL or EU	Electrified lock, no cylinders, both levers locks		
<b>Keyed Single Cylinder Functions</b>			
LM9250FP	Office/Entry	\$3,171	-109
LM9256FP	Office/Entry w/Automatic Unlocking	3,234	
LM9270FP	Classroom	3,171	
LM9280FP	Storeroom		
LM9292FELP or EUP	Electrified lock, outside cylinder, outside lever locks	3,431	
LM9293FELP or EUP	Electrified lock, outside cylinder, both levers lock		
<b>Keyed Double Cylinder Functions</b>			
LM9271FP	Classroom Security	\$3,241	-109
LM9295FELP or EUP	Electrified lock, inside and outside cylinders, both levers lock	3,501	
<b>FOR UL FIRERATED HOLLOW METAL DOORS (6'8" to 8'0" door range; specify height on order)</b>			
<b>Keyless Functions</b>			
LM9210M	Passage	\$2,865	-109
LM9290MEL or EU	Electrified lock, no cylinders, outside lever locks	3,208	
LM9291MEL or EU	Electrified lock, no cylinders, both levers locks		
<b>Keyed Single Cylinder Functions</b>			
LM9250MP	Office/Entry	\$3,021	-109
LM9256MP	Office/Entry w/Automatic Unlocking	3,084	
LM9270MP	Classroom	3,021	
LM9280MP	Storeroom		
LM9292MELP or EUP	Electrified lock, outside cylinder, outside lever locks	3,281	
LM9293MELP or EUP	Electrified lock, outside cylinder, both levers lock		
<b>Keyed Double Cylinder Functions</b>			
LM9271MP	Classroom Security	\$3,091	-109
LM9294MELP or EUP	Electrified lock, inside and outside cylinders, outside lever locks	3,351	
LM9295MELP or EUP	Electrified lock, inside and outside cylinders, both levers lock		

MULTIPOINT

LM9200-14

### Cylinder Adjustments

Specify	Description	Lock Price Adjustment (per cylinder)
<b>Concealed Cylinder (L Escutcheon only)</b>		
C Suffix	Concealed cylinder for L escutcheon	\$22
<b>Full Size Interchangeable Core (FSIC)</b>		
R Suffix	Full size core (furnished 1-bitted w/ two 6-pin keys unless otherwise specified)	\$64.00
J Suffix	Less full size core	N/C
<b>Full Size Construction Core</b>		
T Suffix	Full size construction core (assessed handling charge 50-231 per core)	\$64.00
<b>Small Format Interchangeable Core (SFIC) (Not available with Hotel Functions L9485 or L9486)</b>		
GD Suffix	Everest patented core (specify key symbol; see <b>Terms &amp; Conditions</b> for more details)	\$73.00
BD Suffix	Less small format core	N/C
<b>Small Format Construction Core &amp; Disposable Core</b>		
HD Suffix	Small format construction core (assessed handling charge 50-231 per core)	\$38.00
BDC Suffix	Small format disposable core	N/C
<b>Construction Core Handling Charge</b>		
50-231	Handling charge for construction core (assessed per core, non-refundable)	\$9.00
Notes	Control keys are not furnished with locks and must be purchased separately. See <b>Keys &amp; Keying</b> . Interchangeable cores are not available with concealed cylinders.	
Ordering instructions: Add suffix to lock function. Ex: LM9250J (LM9250 function less full size core)		

### Primus / Primus XP - available through specific channels based on security levels. See Terms & Conditions for details.





















Specify	Description	Lock Price Adjustment
<b>Full-Face Primus Cylinders</b>		
L Suffix	Order lock less cylinder; order Primus cylinder 20-787 or 20-793 separately	-\$74 per cylinder
20-787	Full-face Primus cylinder w/ compression ring & spring (for use with rose trim)	141.00
20-793	Full-face Primus cylinder only (for use with escutcheon trim)	133.00
<b>Concealed Primus Cylinders</b>		
W Suffix	Order lock less concealed cylinder; order Primus cylinder 20-589 separately	\$23.00
20-589	Concealed Primus cylinder (for use with L escutcheon w/ concealed cylinder only)	178.00
<b>Full-Size Interchangeable Primus Core</b>		
J Suffix	Order lock less full size core; order full-size Primus core 20-740 separately	N/C for J Suffix
20-740	Full-size interchangeable Primus core	\$132.00
Notes	Primus not available for Faculty Restroom function (L9485, L9486)	
Ordering instructions: Add suffix to lock function, order Primus cylinder separately. Ex: LM9250W (LM9250 function less concealed cylinder) order 20-589 on separate line.		

Locks Less Components		
Description	Specify	Lock Price Adjustment
Less each knob or lever	LLL for knob/lever design Example: LM9250P LLL/03A x 03A	<b>-\$23.90</b>
Less each rose or escutcheon	LLL for rose/escutcheon design Example: LM9250P 03A x 03A/LLL	<b>-23.90</b>
Less complete trim one side*	LLL for complete trim outside Example: LM9250P LLL x 03A	<b>-47.80</b>
Less full face cylinder (rose trim)	<b>L</b> suffix Example: LM9250L 03A	<b>-74.00 per cylinder</b>
Less full face cylinder	<b>L</b> suffix Example: LM9250L 03L	<b>-65.00 per cylinder</b>
Less concealed cylinder (L escutcheon only)	<b>W</b> suffix Example: LM9250W 03L	<b>-65.00 per cylinder</b>

Non Standard Door Thickness		
Specify	Description	Lock Price Adjustment
<b>Keyless Functions</b>		
thickness & how applied (xx)	For > 1 3/4" - 2 1/2" thick doors, specify (xx) Extended Inside (EI), Outside (EO), Equally (EE) or Differently (ED)	<b>N/C</b>
	For > 2 1/2" - 4" thick doors, specify (xx) Extended Inside (EI), Outside (EO), Equally (EE) or Differently (ED)	<b>\$88.90</b>
<b>Single Cylinder Functions</b>		
thickness & how applied (xx)	For > 1 3/4" - 2 1/2" thick doors	<b>N/C</b>
	For > 2 1/2" - 4" thick doors - specify (xx) Extended Inside (EI)	<b>\$88.90</b>
	For > 2 1/2" - 4" thick doors - specify (xx) Extended Outside (EO), Equally (EE), or Differently (ED)	<b>434.00</b>
<b>Double Cylinder Functions</b>		
thickness & how applied (xx)	For > 1 3/4" - 2 1/2" thick doors	<b>N/C</b>
	For > 2 1/2" - 4" thick doors - specify (xx) Extended Inside (EI) or Extended Outside (EO)	<b>\$434.00</b>
	For > 2 1/2" - 4" thick doors - specify (xx) Extended Equally (EE) or Extended Differently (ED)	<b>777.00</b>
Notes	Price keyed locks less cylinders (L or W suffix) same as keyless locks	
	Locks furnished Extended Equally unless otherwise specified	
	Locks w/ N Escutcheon only available for 1 3/4" - 2 3/8" thick doors	
	Locks with small format interchangeable cores (BD, BDC, GD, HD suffix) only available for 1 3/8" - 2 1/4" thick doors	
Ordering instructions: Include thickness and how extended in order. EX - LM9250P 03A 626 2" EE (LM9250P function, 03A trim, 626, for 2" door extended equally).		

MULTIPOINT

LM9200-15

<b>Sectional Indicator</b> 	<b>N Escutcheon Indicator</b> 	<b>Available Messages</b> LOCKED/OCCUPIED/DO NOT DISTURB/ lock symbol is white text on red background UNLOCKED/VACANT/unlocked symbol is black text on white background								
<table border="1" style="width: 100%; border-collapse: collapse;"> <tr> <td style="text-align: center;">  <b>LOCKED</b> </td> <td style="text-align: center;">  <b>OCCUPIED</b> </td> <td style="text-align: center;"><b>DO NOT DISTURB</b></td> <td style="text-align: center;">  </td> </tr> <tr> <td style="text-align: center;">  <b>UNLOCKED</b> </td> <td style="text-align: center;">  <b>VACANT</b> </td> <td></td> <td style="text-align: center;">  </td> </tr> </table>			 <b>LOCKED</b>	 <b>OCCUPIED</b>	<b>DO NOT DISTURB</b>		 <b>UNLOCKED</b>	 <b>VACANT</b>		
 <b>LOCKED</b>	 <b>OCCUPIED</b>	<b>DO NOT DISTURB</b>								
 <b>UNLOCKED</b>	 <b>VACANT</b>									

Indicators (for Sectional (rose) or N Escutcheon Trim)		
Specify	Description	Lock Price Adjustment
inside indicators available for: LM9250, LM9256, LM9271		
L283-711	LOCKED/UNLOCKED indicator for inside of door	<b>\$93.80</b>
L283-712	VACANT/OCCUPIED indicator for inside of door	<b>\$93.80</b>
L283-713	DO NOT DISTURB indicator for inside of door	<b>\$93.80</b>
L283-714	symbols only indicator for inside of door	<b>\$93.80</b>
outside indicators available for: LM9250, LM9256, LM9270, LM9271		
L283-721	LOCKED/UNLOCKED indicator for outside of door	<b>\$93.80</b>
L283-722	VACANT/OCCUPIED indicator for outside of door	<b>\$93.80</b>
L283-723	DO NOT DISTURB indicator for outside of door	<b>\$93.80</b>
L283-724	symbols only indicator for outside of door	<b>\$93.80</b>
Notes:	1) Indicators available in all finishes except 612 and 613 2) Sectional indicators available for cylinder functions only until May 2015 3) Indicator option available either inside or outside of door only. 4) Cylinder and sectional indicators require additional door preparation.	
Ordering instructions: add part number under "Additional Details" section of order. EX: LM9250P 06N 626 L283-711 adds indicator to the inside (thumbturn side) of lock		

Tactile Warning		
Specify	Description	Lock Price Adjustment
'8' lever prefix	Tactile warning applied to outside lever; available on 01, 02, 03, 05, 06, 07, 12, 17, 18, M51, M52, M81 lever designs	<b>\$41.50</b>
Ordering instructions: Preface lever design code with 8. EX - 803 for 03, 806 for 06, 851 for M51, etc.		

ADA Thumbturn*		
Specify	Description	Lock Price Adjustment
L583-363	ADA Disability thumbturn option	<b>\$14.60</b>
Ordering instructions: include in order under "Additional Details".		

Folger Adam Co <sup>®</sup> Lever Trak <sup>™</sup>		
Specify	Description	Lock Price Adjustment
503 Lever Design	Modified inside and outside 03 lever for Folger Adam Co. <sup>®</sup> Lever Trak <sup>™</sup> . Available rose trim only, not available 629 or 630 finish.	<b>\$91.00</b>
Ordering instructions: Specify lever design as 503.		

Antimicrobial Coating		
Specify	Description	Lock Price Adjustment
626AM or 630AM	Rose Trim: Adds silver-ion based anti-microbial coating to inside lever, bushing, rose & thumbturn and outside lever, bushing, rose, cylinder ring, and cylinder faceplate	<b>\$44.20</b>
626AM or 630AM	Escutcheon Trim: Adds silver-ion based anti-microbial coating to inside lever, bushing, escutcheon & thumbturn and outside lever, bushing, escutcheon, and cylinder face plate	
Ordering instructions: Specify finish as either 626AM or 630AM.		



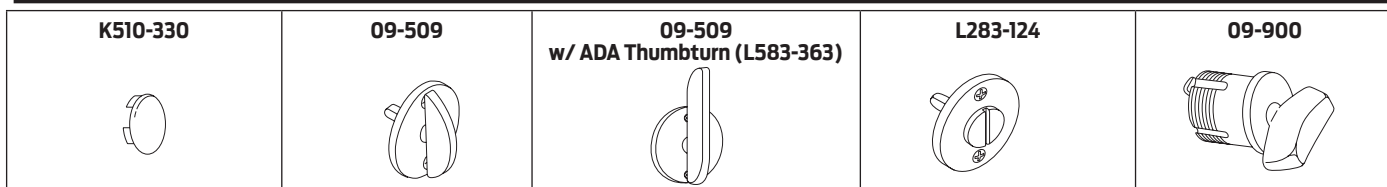
Levers													
Style	Lever Design	605	606	609	612	613	619	622	625	626	629	630	643e
Standard	01, 02, 03*, 05, 06, 07, 12, 17, 18, OME	▪	▪	▪	▪	▪	▪	▪	▪	▪	▪	▪	▪
	LAT, LON	▪	▪	▪			▪	▪	▪	▪	▪	▪	▪
	ACC, AST, MER, STA	▪	▪	▪			▪	▪	▪	▪			▪
Decorative	M51, M52, M53, M54, M55, M56, M61, M63, M81, M82, M83, M84, M85	▪	▪	▪			▪	▪	▪	▪	▪	▪	▪
	M57, M62										▪	▪	
⌘ Extended Factory Lead Time ⌘ specify handing													
Part Number	Description	Standard Levers						Decorative Levers					
09-401	Outside lever, retaining clip, insertion tool	<b>\$157</b>						<b>\$172</b>					
09-402	Inside lever+bushing, mounting plate, screw pack, spanner wrench												
*	Available modified for Folger Adam Co.® Lever Track™. Specify 503 design and add \$45.50. Not available in 629 or 630 finish.												
Ordering instructions: Specify part number, lever style, finish. Ex: 09-401 03 626.													

Roses													
Style	Rose Design	605	606	609	612	613	619	622	625	626	629	630	643e
Standard	A, B, C	▪	▪	▪	▪	▪	▪	▪	▪	▪	▪	▪	▪
Decorative	MER, AVA	▪	▪	▪			▪	▪	▪	▪			▪
Part Number	Description	Standard and Decorative											
09-403	Inside Rose (includes mounting plate and screws)	<b>\$88.30</b>											
09-404	Outside Rose+Bushing												
09-508	Blank Outside Rose (not available MER or AVA)												
Ordering instructions: Specify part number, lever design + rose, finish. Ex: 09-404 03A 626. Lever design must be specified for proper bushing.													

Escutcheons													
Available finishes		605	606	609	612	613	619	622	625	626	629	630	643e
		▪	▪	▪	▪	▪	▪	▪	▪	▪	▪	▪	▪
Part Number	Description	L Escutcheon						N Escutcheon					
Outside Escutcheon & Bushing													
09-636	Blank x lever	<b>\$157</b>						<b>\$157</b>					
09-637	Emergency turn x lever												
09-638	Concealed cylinder x lever												
09-639	Full face cylinder x lever	<b>180</b>											
09-640*	Concealed cylinder x occupancy indicator x lever												
09-641*	Full face cylinder x occupancy indicator x lever												
Inside Escutcheon													
09-632	Blank x lever	<b>157</b>						<b>157</b>					
09-633**	Thumbturn x lever												
09-634**	Thumbturn x blank												
09-635	Full face cylinder x lever												
L583-187	Concealed cylinder x lever												
*	Available with 'occupied" indicator. Specify with L583-375 and add \$16.60												
**	Specify door thickness: 1 3/8" or 1 3/4"												
Ordering instructions: Specify part number, lever + escutcheon style, finish. Ex: 09-639 03L 626 (full face cylinder, 03 lever, L escutcheon, 626 finish).													

Outside Lever/and Rose/Escutcheon Assemblies													
Style	Lever Design	605	606	609	612	613	619	622	625	626	629	630	643e
Standard	01, 02, 03, 05, 06, 07, 12, 17, 18, OME	▪	▪	▪	▪	▪	▪	▪	▪	▪	▪	▪	▪
	LAT, LON	▪	▪	▪			▪	▪	▪	▪	▪	▪	▪
	ACC, AST, MER, STA	▪	▪	▪			▪	▪	▪	▪			▪
Decorative	M51, M52, M53, M54, M55, M56, M61, M63, M81, M82, M83, M84, M85	▪	▪	▪			▪	▪	▪	▪	▪	▪	▪
	M57, M62											▪	▪
Extended Factory Lead Time specify handing													
Part Number	Description	Standard Levers						Decorative Levers					
<b>With A, B or C rose</b>													
09-506	Outside Lever assembly	<b>\$174</b>						<b>\$200</b>					
<b>With Avanti or Merano Rose</b>													
09-655	Outside lever assembly for AST w/Avanti rose or MER w/Merano rose only	<b>174</b>						<b>N/A</b>					
<b>With L or N Escutcheon</b>													
09-550	Blank	<b>231</b>						<b>246</b>					
09-551	Emergency turn												
09-552	Concealed cylinder (L escutcheon only)												
09-553	Full face cylinder												
09-554*	concealed cylinder w/ indicator (L escutcheon only)												
09-555*	Full face cylinder w/ indicator (L escutcheon only)												
*	Available with "occupied" indicator. Specify with I583-375 and add \$16.60.												
Ordering instructions: Specify part number, lever style, rose/escutcheon, finish. Ex: 09-506 M53A 626 (outside assembly, M53 lever, A rose, 626 finish).													

Armor Fronts, LM9200 Series		
Part Number	Description	Price Each
24647307 605	LM9200 Armor Front - 605 (bright brass) finish	<b>\$65.00</b>
24647315 606	LM9200 Armor Front - 606 (satin brass) finish	
24647323 609	LM9200 Armor Front - 609 (antique bronze) finish	
24647356 619	LM9200 Armor Front - 619 (satin nickel) finish	
24647364 625	LM9200 Armor Front - 625 (bright chrome) finish	
24647380 629	LM9200 Armor Front - 629 (bright stainless) finish	
24647398 316	LM9200 Armor Front - 643e (aged bronze) finish	
K110-020 xx	Armor front screws; contains (2) K510-210, #8-32 x 1/4" MS PFH; specify finish as xx	<b>0.78</b>



**Emergency Button, Thumbturns, Coin Turns & Cylinder Turns**

Available Finishes		605	606	609	612	613	619	622	625	626	629	630	643e
Part Number	Description	Price Each											
<b>Emergency Button &amp; Emergency Turn Tool</b>													
K510-330	Emergency Button, L9040 and L9440	<b>\$13.20</b>											
L583-233	Emergency turn tool for L9040 and L9440. Specify finish as 458.	<b>16.60</b>											
<b>Thumbturns</b>													
09-509 027	Thumbturn for rose trim, 1 3/8" - 1 7/8" door range, extended equally	<b>61.70</b>											
09-509 033	Thumbturn for rose trim, >1 7/8" - 2 3/8" door range, extended equally												
09-509 040	Thumbturn for rose trim, >2 3/8" - 2 7/8" door range, extended equally												
09-509 047	Thumbturn for rose trim, >2 7/8" - 3 5/8" door range, extended equally												
L583-363 Suffix	ADA thumbturn upgrade, specify thumbturn p/n + L583-363	<b>Add \$14.60 to 09-509 price</b>											
<b>Coin Turns</b>													
L283-124 19	Coin turn, L9044 and L9444, 1 3/8" - 1 1/2" door range, extended equally (EE)	<b>107.00</b>											
L283-124 23	Coin turn, L9044 and L9444, 1 5/8" - 1 7/8" door range, extended equally (EE)												
L283-124 25	Coin turn, L9044 and L9444, >1 7/8" - 2 1/8" door range, extended equally (EE)												
L283-124 31	Coin turn, L9044 and L9444, >2 1/8" - 2 5/8" door range, extended equally (EE)												
L283-124 37	Coin turn, L9044 and L9444, >2 5/8" - 2 7/8" door range, extended equally (EE)												
L283-124 43	Coin turn, L9044 and L9444, >2 7/8" - 3 3/8" door range, extended equally (EE)												
L283-124 48	Coin turn, L9044 and L9444, >3 3/8" - 3 5/8" door range, extended equally (EE)												
L283-056 19	Coin turn w/ torx screws, L9044 and L9444, 1 3/8" - 1 1/2" door range, EE	<b>116.00</b>											
L283-056 23	Coin turn w/ torx screws, L9044 and L9444, 1 5/8" - 1 7/8" door range, EE												
L283-056 25	Coin turn w/ torx screws, L9044 and L9444, >1 7/8" - 2 1/8" door range, EE												
L283-056 31	Coin turn w/ torx screws, L9044 and L9444, >2 1/8" - 2 5/8" door range, EE												
L283-056 37	Coin turn w/ torx screws, L9044 and L9444, >2 5/8" - 2 7/8" door range, EE												
L283-056 43	Coin turn w/ torx screws, L9044 and L9444, >2 7/8" - 3 3/8" door range, EE												
L283-056 48	Coin turn w/ torx screws, L9044 and L9444, >3 3/8" - 3 5/8" door range, EE												
EE = Extended Equally													
<b>Note:</b>	Coin turns not available in 612 or 613 finish												
<b>Cylinder Turns  *</b>													
09-487 xx	Cylinder coin turn, specify dimension (xx) as 1 1/8", 1 1/4" or 1 3/8" (replaces XL12-196)	<b>\$108.00</b>											
09-900 xx	Cylinder turn, specify dimension (xx) as 1 1/8", 1 1/4" or 1 3/8"	<b>105.00</b>											
09-900 xx	Cylinder turn, specify dimension (xx) as 1 1/2", 1 5/8" or 1 3/4"	<b>160.00</b>											
09-904 xx	Cylinder turn w/ compression ring, specify dimension (xx) as 1 1/8", 1 1/4" or 1 3/8"	<b>113.00</b>											
09-904 xx	Cylinder turn w/ compression ring, specify dimension (xx) as 1 1/2", 1 5/8" or 1 3/4"	<b>167.00</b>											
09-905	Cylinder turn w/ compression ring and 1/8" blocking ring for 1 3/4" doors	<b>124.00</b>											
09-907	Cylinder turn w/ compression ring and 1/4" blocking ring for 1 3/8" doors												
	Specify door hand for cylinder turns if used with L463 or L9463.												
*	Cylinder turns not available in 629 or 630 finish												
Ordering instructions: Specify part number, dimension if required, finish, handing. Ex: 09-900 112, 626, RH.													
<b>Note:</b>	Cylinder turns not available in 612 or 613 finish												

MULTIPOINT

LM9200-19

MULTIPOINT

LM9200-20

**Escutcheon Thru-Bolts**

Available Finishes		605	606	609	612	613	619	622	625	626	629	630	643e
		▪	▪	▪	▪	▪	▪	▪	▪	▪	▪	▪	▪
Part Number	Description	Price Each											
<b>L Escutcheon Thru-bolts: two required per lock</b>													
L583-119	L escutcheon thru bolts for 1 3/8" door thickness	<b>\$5.30</b>											
L583-120	L escutcheon thru bolts for 1 3/4" door thickness												
L583-121	L escutcheon thru bolts for 2" door thickness												
L583-122	L escutcheon thru bolts for 2 1/4" door thickness												
L583-123	L escutcheon thru bolts for 2 1/2" door thickness	<b>6.40</b>											
L583-287	L escutcheon mounting screws for L9175 half-dummy function	<b>4.80</b>											
<b>N Escutcheon Thru-Bolts: two required per lock</b>													
K510-389	N escutcheon thru bolts for 1 3/4" door thickness	<b>6.40</b>											
K510-390	N escutcheon thru bolts for 2" to 2 1/4" door thickness												
L583-133	N Escutcheon mounting screws for L0170 single dummy function	<b>0.80</b>											
Ordering instructions: Specify part number and finish. Ex: L583-120 626.													

**Mounting Posts (Ferrules)**

Part Number	Description	Price Each
<b>L Mounting Posts (Ferrules): two required per lock</b>		
L583-211	Mounting post for 1 3/8" door thickness	<b>\$10.20</b>
L583-212	Mounting post for 1 3/4" door thickness	
L583-213	Mounting post for 2" door thickness	
L583-214	Mounting post for 2 1/4" door thickness	
L583-215	Mounting post for 2 1/2" door thickness	
L583-216	Mounting post for 2 3/4" door thickness	
L583-217	Mounting post for 3" door thickness	
L583-218	Mounting post for 3 1/4" door thickness	<b>26.00</b>
L583-219	Mounting post for 3 1/2" door thickness	
<b>LV Mounting Posts (Ferrules): two required per lock</b>		
L583-497	LV mounting post for 1 3/4" door thickness	<b>\$21.30</b>
L583-498	LV mounting post for 2" door thickness	
L583-499	LV mounting post for 2 1/4" door thickness	
L583-500	LV mounting post for 2 1/2" door thickness	
L583-501	LV mounting post for 2 3/4" door thickness	
L583-502	LV mounting post for 3" door thickness	
L583-503	LV mounting post for 3 1/4" door thickness	
L583-504	LV mounting post for 3 1/2" door thickness	<b>28.20</b>
Ordering instructions: Specify part number.		

**Spindle & Springs**

Part Number	Description	Price Each
<b>Spindle &amp; Spring Kits (qty two each)</b>		
L283-198	Spindles and springs for 1-3/8" - 1 7/8" doors	<b>\$13.90</b>
L283-199	Spindles and springs for 2" - 3 1/2" doors	<b>16.40</b>
<b>Spindles &amp; Springs (qty one each)</b>		
L283-060	Spindle and spring for 1 3/8" - 1 7/8" doors (two required per lock)	<b>\$6.90</b>
L283-061	Spindle and spring for 2" - 3 1/2" doors (two required per lock)	<b>8.60</b>
L283-064	Spindle and spring, L0172 full dummy (one required per lock)	<b>12.30</b>
L283-065	Spindle and spring, L0170 half dummy (one required per lock)	<b>6.60</b>
Ordering instructions: Specify part number.		



**Lock Cases**

Part Number	Lock Function and Description	Price Each
24759599	LM9210, Passage	<b>\$1,404.00</b>
	LM9225, Exit	
24759623	LM9250, Office/Entry	<b>1,560.00</b>
	LM9270, Classroom	
	LM9271, Classroom Security	
	LM9280, Storeroom	
24616914	LM9256, Office/Entry w/ auto unlock	<b>1,623.00</b>
24759656	LM9290/LM9292/LM9294 Electrified	<b>1,820.00</b>
24759664	LM9291/LM9293/LM9295 Electrified	<b>1,820.00</b>

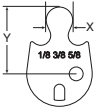
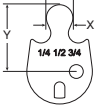
**Cables**

Part Number	Lock Function and Description	Price Each
24665002	Top strike - includes strike, strike shims and screw pack (VD 23945223)	<b>\$38.50</b>
24664997	Bottom strike - includes strike, anchors and screw pack (VD 24664997)	<b>21.80</b>
24647265	LM9200 bottom cable	<b>46.80</b>
24691750	LM9200 top cable, 6'8"-7'0" door opening	<b>46.80</b>
24691768	LM9200 top cable, 7'1"-8'0" door opening	<b>46.80</b>
24691776	LM9200 top cable, 8'1"-9'0" door opening	<b>52.00</b>
24691784	LM9200 top cable, 9'1"-10'0" door opening	<b>52.00</b>

**Fire-rated components**

Part Number	Lock Function and Description	Price Each
24750408	Fire barrier	<b>\$133.00</b>
24756504	Intumescent for fire barrier	<b>62.20</b>
24792558	Intumescent for armor front	<b>62.20</b>
48968887	Fire pin kit - includes fire pin, fire pin sleeve, fire pin strike, and screws	<b>140.00</b>

<b>Miscellaneous Parts</b>		
<b>Part Number</b>	<b>Lock Function and Description</b>	<b>Price Each</b>
24616922	Link, top, LM9200	<b>\$15.00</b>
24302960	Electrified locking catch, LM9200	<b>13.10</b>
24511081	Spool assembly, LM9200	<b>62.90</b>
24624892	Hub spring, LM9200	<b>10.90</b>
24625642	Retractor, LM9200	<b>12.80</b>
24683542	Tilting link compression spring, LM9200	<b>1.20</b>
24865057	Faceplate tab, LM9200 1 1/4"	<b>24.50</b>
24869893	Electrified link, LM9200	<b>79.80</b>
24869901	Electrified hub, LM9200	<b>67.50</b>
49001704	Capacitor holder, LM9200	<b>17.70</b>
24616930	Link, bottom, LM9200	<b>13.60</b>
24625667	Bell crank cover, LM9200	<b>63.40</b>
24625717	Tilting link, LM9200	<b>17.60</b>
24641714	Turn hub spring, LM9200	<b>13.40</b>
24653917	Lock Case, Subassembly, LM9200	<b>267.00</b>
24653925	Link subassembly, LM9200	<b>264.00</b>
L283-055	Cylinder retainer plate and screw	<b>16.00</b>
L283-344	L909x/LM929x PCB assembly	<b>183.00</b>
L283-680	L909x/LM929x motor assembly	<b>83.00</b>
L583-015	Latchbolt guide	<b>3.30</b>
L583-019	Retractor hub (2 required per lock)	<b>3.70</b>
L583-020	Retractor hub spacer	<b>3.90</b>
L583-021	Retractor lever	<b>3.40</b>
L583-022	Retractor rocker	<b>2.70</b>
L583-023	Blocking plate	<b>3.30</b>
L583-024	Retractor link	<b>6.90</b>
L583-025	Retractor Crank	<b>6.90</b>
L583-029	Turn Hub	<b>17.00</b>
L583-045	Locking catch	<b>17.40</b>
L583-048	Locking link	<b>3.90</b>
L583-050	Link pin	<b>1.60</b>
L583-454	Case cover screw (7 required)	<b>1.30</b>
L583-485	Lock handing screw	<b>1.50</b>
L583-490	Cylinder retainer	<b>6.30</b>
L283-030	Pack of 20 truarc rings, levers	<b>19.00</b>
L283-031	Mounting Plate, inside lever	<b>17.40</b>
L283-040	Spring Cage (1 required per lever)	<b>8.60</b>
L283-150	Mounting Plate for inside rose trim on one side of door only	<b>35.00</b>
L583-066	Mounting plate screw (2 required per lock)	<b>1.20</b>

Mortise Cylinders					
Cam	Description	Cylinder Mechanism	Complete Cylinder	Price Each	
				Open	Restricted
<p><b>L583-474</b> For cyl. length 1 1/8", 1 3/8", 1 5/8"</p>  <p>Dim. X = .261 Y = .644</p> <p><b>L583-475</b> For cyl. length 1 1/4", 1 1/2", 1 3/4"</p>  <p>Dim. X = .261 Y = .644</p>	Cylinder Only: L & N Escutcheons	Conventional	30-021	\$65.00	\$80.00
		Primus Controlled Access	20-793	133.00	
		Primus XP Controlled Access	20-793-XP	133.00	
		Primus UL437	20-593	162.00	
		Primus XP UL437	20-593-XP	162.00	
		Conventional	30-001	74.00	89.00
	Cylinder With Compression Ring & Spring: Rose Trim	Primus Controlled Access	20-787	141.00	
		Primus XP Controlled Access	20-787-XP	141.00	
		Primus UL437	20-587	169.00	
		Primus XP UL437	20-587-XP	169.00	
		Primus Lockout	20-717	191.00	
		Primus XP Lockout	20-717-XP	191.00	
		Primus UL437 Lockout	20-517	206.00	
		Primus XP UL437 Lockout	20-517-XP	206.00	

MULTIPOINT

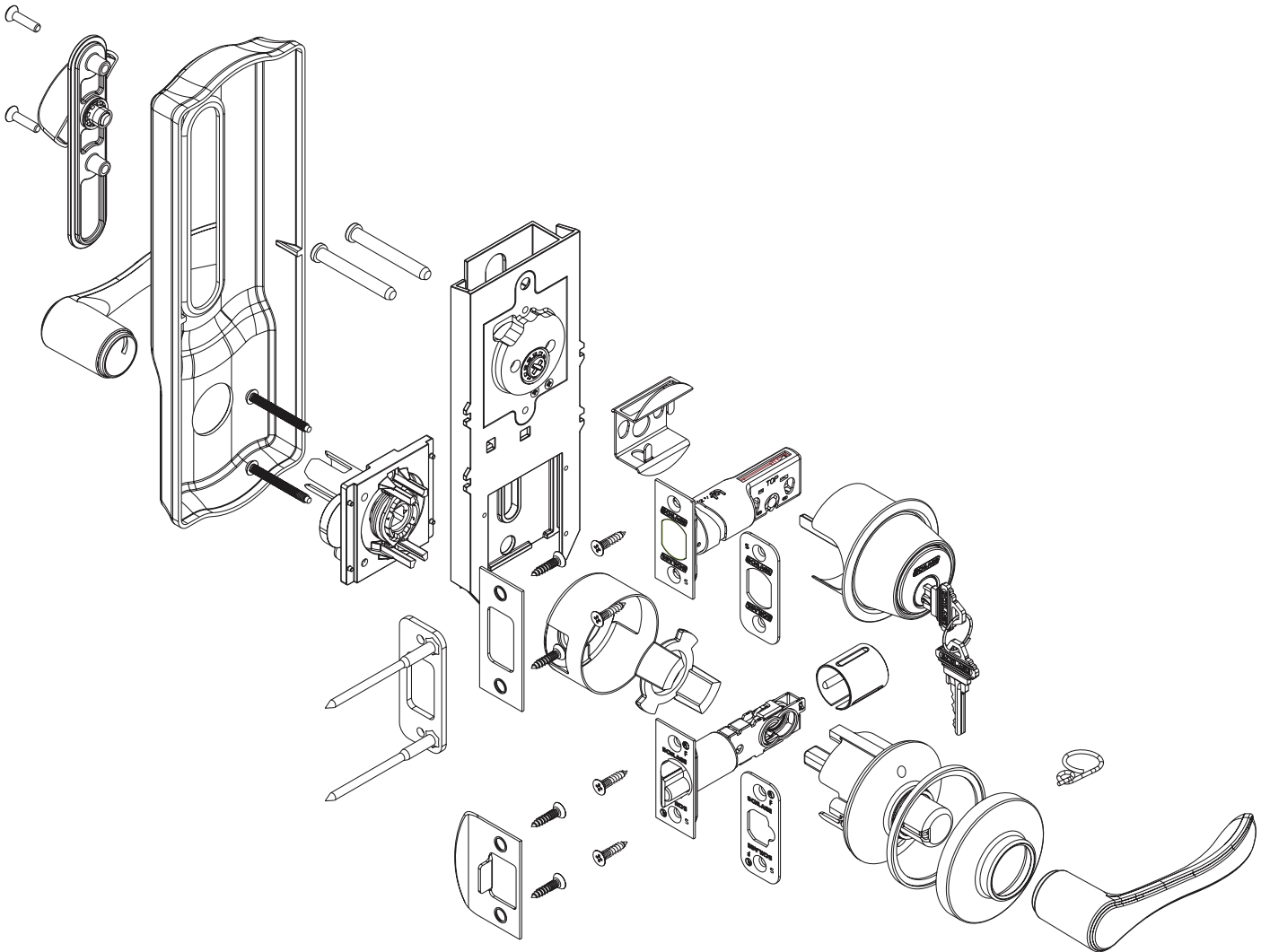
LM9200-23

**Allegion Connect Harnesses - Prices listed are net, discounting does not apply**

Part Number	Description	Price Each
<b>Harnesses with Molex Connectors on both ends (for use with Hollow Metal Doors)</b>		
CON-6	6" Wire Harness (internal p/n 106190-00)	<b>\$9.40</b>
CON-12	12" Wire Harness (internal p/n 106191-00)	<b>12.50</b>
CON-26	26" Wire Harness (internal p/n 106192-00)	<b>14.00</b>
CON-32	32" Wire Harness (internal p/n 106193-00)	<b>15.10</b>
CON-38	38" Wire Harness (internal p/n 106194-00)	<b>16.60</b>
CON-44	44" Wire Harness (internal p/n 106195-00)	<b>16.10</b>
CON-50	50" Wire Harness (internal p/n 106196-00)	<b>16.60</b>
CON-192	192" Wire Harness (internal p/n 106197-00)	<b>39.50</b>
<b>Harnesses with Molex Connector on one end, crimped pins on other w/ attachable Molex connector (for use with Wood Doors)</b>		
CON-6P	6" Wire Harness (internal p/n 106201-00)	<b>\$12.00</b>
CON-12P	12" Wire Harness (internal p/n 106202-00)	<b>15.10</b>
CON-26P	26" Wire Harness (internal p/n 106203-00)	<b>16.60</b>
CON-32P	32" Wire Harness (internal p/n 106204-00)	<b>17.70</b>
CON-38P	38" Wire Harness (internal p/n 106205-00)	<b>18.20</b>
CON-44P	44" Wire Harness (internal p/n 106206-00)	<b>18.70</b>
CON-50P	50" Wire Harness (internal p/n 106207-00)	<b>19.20</b>
CON-192P	192" Wire Harness (internal p/n 106208-00)	<b>41.60</b>
<b>Harness with Molex Connector on one end, stripped leads on other (for connection to power supply)</b>		
CON-6W	6" extension to power supply (internal p/n 106210-00)	<b>\$12.00</b>
<b>Service Kit</b>		
CON-KIT	Connector Service Kit (internal p/n 050823-00) contains: -100 each male & female terminals -10 each 4-pin and 8-pin male connectors -10 each 4-pin and 8-pin female connectors - 1 extraction tool"	<b>\$98.80</b>



**CS Series**  
GRADE 2 INTERCONNECT LOCK



INTERCONNECTED  
CS210-1  
H-Series  
S200-Series

# CS Series

## GRADE 2 INTERCONNECT LOCK

INTERCONNECTED

CS210-2



H-Series

S200-Series

To order Schlage products, descriptive data should be in the same sequence as shown below.

Line Item	Qty	Function	Cyl Type	Outside		Inside		Escutcheon		Dr Thk	Handing	Latch		Strike	
				DES	FIN	DES	FIN	DES	FIN			DES	FIN	DES	FIN
1	10	CS210-B60	P	SAT	626	ACC	605	CAM	605	134	RH	12-339	606	10-109	605

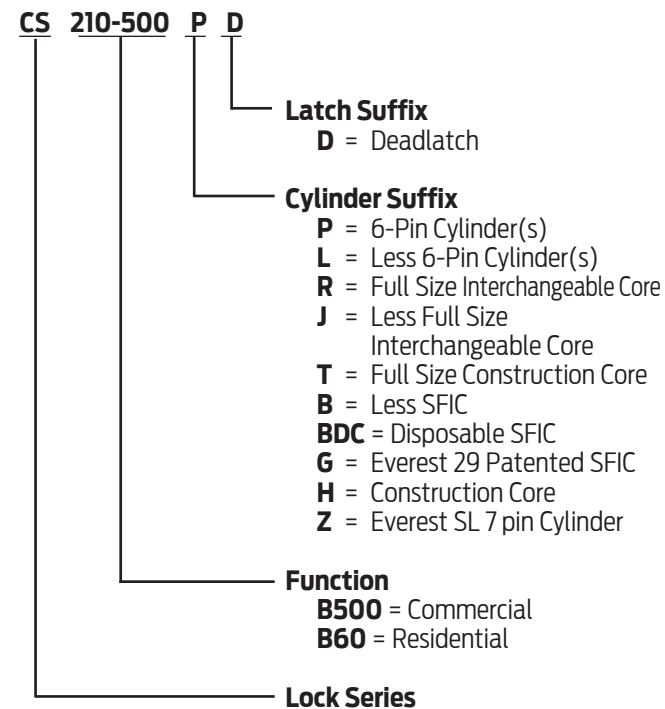
- Line Item:** Line item number
- Qty:** Quantity
- Product:** Product function + Cylinder code
- Outside Des:** Outside lever design
- Outside Fin:** Outside finish
- Inside Des:** Inside lever design: Specify only if different from the outside lever design
- Inside Fin:** Inside lever finish: Specify only if different from the outside finish
- Hand:** Hand of door: Only one nad allowed per line item. Example: RH=right hand, LH=left hand, RR=right reverse, LR=left reverse
- Latch:** Product latch: Leave blank for standard latch or specify part number if non-standard latch is required.
- Strike:** Product strike: Leave blank for standard strike or specify part number if non-standard strike is required.
- Dr Thk:** Door thickness: Enter door thickness if non-standard. Example: 138=1 3/8"
- Ext:** Extension: Enter for 1 3/8" doors. Example: EE=extended equally, EI=extended inside, EO=extended outside, ED=extended differently
- Dim:** Dimension: Enter only for non-standard strike lip length
- Additional Details:** Enter additional detail for keying information or special requirements

Common Pricing Information	
1.	Locks are furnished with standard features unless otherwise specified.
2.	Door thickness is 1 3/4" unless otherwise specified.
3.	Split finishes and designs will be priced at the highest list price of the design and/or finish.
4.	 denotes a lock or part that requires an extended lead time.
5.	 denotes a handed product and requires handing to be specified.
6.	For all restricted keyways (Everest D, Everest 29 T, Quad, Numbered, Reversed) add \$15.00. This does not apply to Primus cylinders. See Terms and Conditions for ordering information and requirements.
7.	Locks, keys and cylinders containing restricted keyways require additional documentation to order. Please see Terms and Conditions for the specific requirements.
8.	Keyway must be specified for keyed functions and cylinders. If not specified, default keyway will be S123 for KA, KD and 0-bitted product and S145 for Factory managed masterkey systems.
9.	Multiple keying options are available. Locks and cylinders are furnished KD unless otherwise specified or excepted by notation.
10.	Control Keys for permanent and construction cores are not included with the lock or cylinder and must be ordered separately.
11.	Locks specified with "C" keyway and KD or 0-bitted will receive 6 pin cylinders.
12.	Full Size Interchangeable Cores (FSIC) are furnished 1-bitted unless otherwise specified. If 0-bitted is selected, the order will be entered as 1-bitted. This does not apply to FSIC Primus® cores.
13.	Conventional cylinders, Primus cylinders (conventional and FSIC) can be supplied 0-bitted. If 1-bitted is selected, the order will be entered as 0-bitted.
14.	Available plug face finishes are 606 and 626. For brass or bronze finish colors, the plug face finish is 606. For chrome, nickel or stainless steel finish colors, the plug face finish is 626.
15.	Locks and cylinders will be furnished with 2 keys each as standard. Additional keys will be charge at the additional cut keys charge appropriate for the cylinder/key type

**Table of Contents**

<b>Functions</b>	<b>CS210-4</b>
<b>Complete Locks</b>	<b>CS210-5</b>
<b>Options</b>	<b>CS210-8</b>
Deadbolts/Deadlatches .....	CS210-8
Deadbolt Strikes .....	CS210-8
Strike Combinations .....	CS210-8
Locks Less Components .....	CS210-8
<b>Parts</b>	<b>CS210-9</b>
Deadbolts .....	CS210-9
Deadlatches .....	CS210-9
Deadbolt/Deadlatch Combinations .....	CS210-9
Deadbolt Strikes .....	CS210-9
Deadlatch Strikes .....	CS210-9
Deadbolt/Deadlatch Strike Combinations .....	CS210-9
Finished Trim Subassemblies/Components .....	CS210-10
Miscellaneous Subassemblies/Components .....	CS210-10
Screw/Screw Packs .....	CS210-10
Cylinders .....	CS210-10
<b>Complete Cylinders</b>	<b>See Cylinders Section</b>
<b>How To Order</b>	<b>Forms &amp; Examples</b>

**Product Identification**



**Finish Codes and Descriptions**

Code		Description
605	(US 3)	Bright Brass
609	(US 5)	Antique Brass
619	(US 15)	Satin Nickel
625	(US 26)	Bright Chromium Plated
626	(US 26D)	Satin Chromium Plated
643e	(US 11)	Aged Bronze

**Standard Features**



- Certification: ANSI/BHMA Certified A156.12-2013, Grade 2, UL listed for 3-hour fire door  
With SFIC interchangeable core cylinders: Grade 3 Security
- Deadbolt: 1 X 2-1/4", dual option faceplate, (square corner standard, round corner included in package), 1" housing diameter, 1" throw
- Latch: 1" x 2-1/4" dual option faceplate (square corner standard, round corner included in package). 1" edge bore required
- Strikes: 1-1/8" X 2-3/4", Square corner (deadbolt) and 1-5/8" X 2-1/4", Square corner, T-strike, box, 1 1/8" x 2 3/4" (Deadlatch)
- Backset: Adjustable backset, fits 2-3/8" or 2-3/4"
- Cylinders: 6-pin, solid brass, keyed 6-pin, S123 keyway, keyed different (KD)
- Door Range: 1-3/4" to 2" standard (1-3/8" available, must be specified)
- Keys: Nickel silver cut keys, 6-pin, S123 section
- Center to Center: Fits 4" or 5 1/2" (factory default) center to center door preps

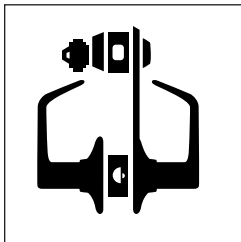
ANSI/BHMA Certified A156.12-2013, Grade 2, UL Listed for 3-hour fire door.

SCHLAGE ANSI

CS210PD F95

### Entrance, Single Locking

Deadbolt operated by key from outside or by turn unit from inside. Bolt automatically deadlocks when fully thrown. Latch retracted by lever from either side. Turning inside lever retracts deadbolt and latch simultaneously for immediate exit.


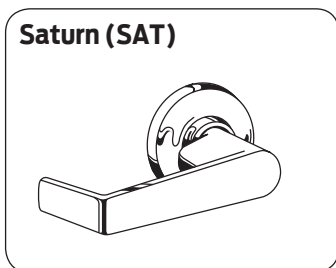
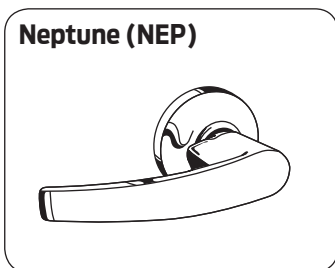
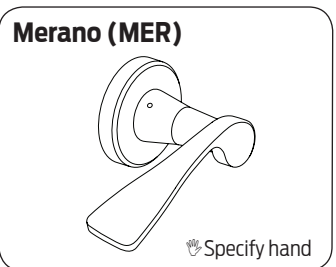
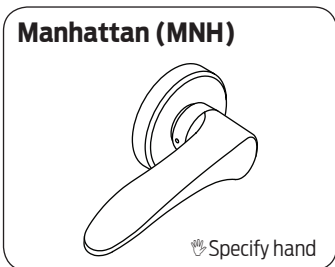
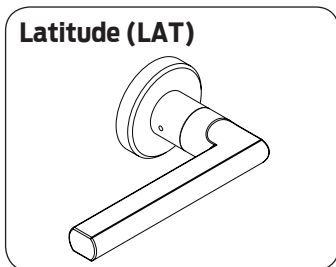
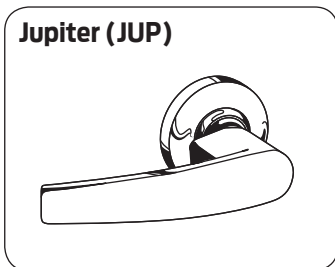
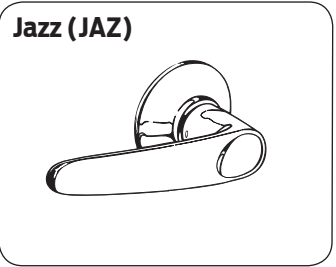
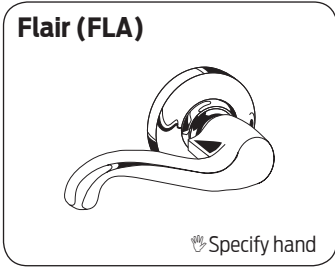
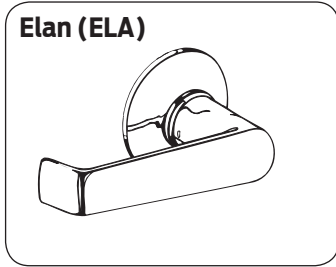
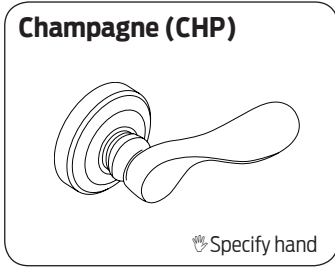
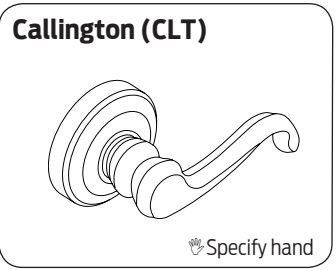
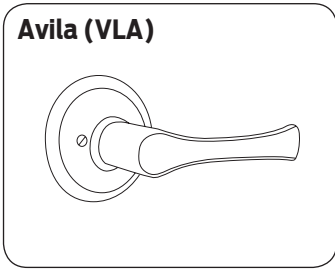
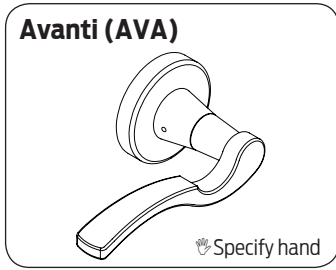
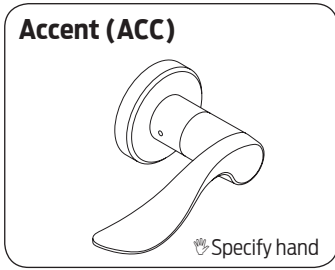


INTERCONNECTED

CS210-4

H-Series

S200-Series



Commercial Lever Suite						
CS200 Lock*	F Lock	S Lock	98/99 Exit	ND Levers	AL Lock	L Lock Levers
Jupiter	Jupiter	Jupiter	07	Athens	Jupiter	07
Neptune	Neptune	Neptune	17	Sparta	Neptune	17
Saturn	Saturn	Saturn	06	Rhodes	Saturn	06
Flair	Flair	Flair	Asti			Asti

\* The remainder of the CS200 lever options suite with the F Lock line

**Roses**

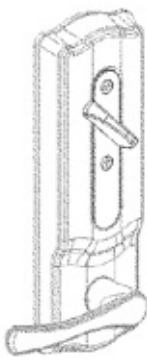
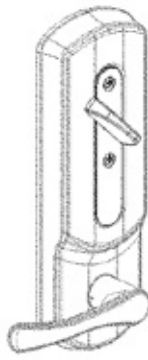
<p><b>Inside/Outside Rose - Saturn</b>  <b>Levers:</b> JUP, NEP, SAT  <b>Size:</b> 2 1/2" dia.</p>	<p><b>Outside Rose - Georgian</b>  <b>Levers:</b> OME  <b>Size:</b> 2 1/2" dia.</p>
--	---

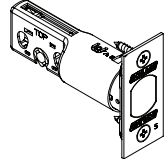
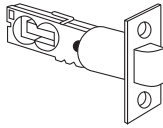
INTERCONNECTED


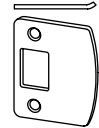
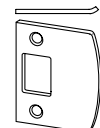

CS210-6

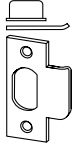
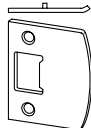
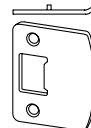
H-Series

S200-Series

Escutcheons	
<b>Camelot (CAM)</b> 	<b>Plymouth (PLY)</b> 

Latches	
<b>12-340</b> 	<b>16-260</b> 

Strikes, Deadbolts			
<b>10-094</b> Standard 	<b>10-092</b> 	<b>10-095</b> 	<b>10-116</b> 

Strikes, Deadlatches		
<b>10-001</b> 	<b>10-026</b> Standard 	<b>10-027</b> 

Function	Description	Design and Finishes	Primary Cylinder Adjustments Available Levers Available Finishes					
			LD CD	RD TD*	JD	BD BDC	GD	HD*
		ACC AVA VLA CLT CHP ELA FLA JAZ JUP LAT MNH MER NEP SAT STA	ALL					
		626      605 609 619 625 643e	605 609 619 625 626 643e					
<b>Keyed, Single Cylinder</b>			LD CD	RD TD	JD	BD BDC	GD	HD
CS210-B500	Entrance with Commercial Spin Ring	348				N/C	73	38
CS210-B60**	Entrance with Residential Spin Ring		-55	33	-30	N/A	N/A	N/A
<b>SECONDARY CYLINDER ADJUSTMENT</b>	<b>EVEREST AND RESTRICTED KEYWAY</b>							
	EVEREST D & T FAMILY & RESTRICTED KEYWAYS (QUAD, NUMBERED, REVERSE)		+15.00					
	SL Cylinder with Everest B or Everest R keyways		+15.00					
	* Temporary cores (TD and HD options) require non-refundable core handling charge (50-231) of \$9.00 and will be added to the price of the lock.							
	** B60 spin ring accepts the KIL and FSIC formats only							

INTERCONNECTED  
  
 CS210-7  
  
 H-Series  
  
 S200-Series

INTERCONNECTED

CS210-8

H-Series

S200-Series

Deadbolts/Deadlatches				
Combo Part Number	Deadbolt	Deadlatch	Backset - Hsg Dia. - Description	Lock Adjustment
12-339	12-340	12-260	2 3/8" or 2 3/4" - 1" - Dual Option, 1" x 2 1/4", standard (square corner standard, round corner included in the package)	N/C

Deadbolt Strikes		
Part Number	Lip Length - Description	Lock Adjustment
10-094	N/A - Square corner, 1 1/8" x 2 3/4"	N/C
10-092	1 1/8" - 1/4" Radius round corner, full lip, no box, 1 5/8" x 2 1/4"	
10-095	1 1/8" - 1/4" Square corner, full lip, no box, 1 5/8" x 2 1/4"	
10-116	N/A - Round corner strike, no lip, 1 1/8" X 2 3/4"	

Deadlatch Strikes		
Part Number	Lip Length - Description	Lock Adjustment
10-001	1 1/8" - Square corner, T-strike, box, 1 1/8" x 2 3/4"	N/C
10-026	1 1/8" - Square corner, full lip, no box, 1 5/8" x 2 1/4"	
10-027	1 1/8" - 1/4" Radius round corner, full lip, no box, 1 5/8" x 2 1/4"	

Strike Combinations			
Deadbolt Strike	Deadlatch Strike	Specify Combo Number	Add to Lock Price
10-094	10-001	10-109	N/C
10-094	10-026	10-121	
10-116	10-027	10-122	
10-092	10-027	10-123	
10-095	10-026	10-124	

Locks Less Components		
Description	Specify	Lock Adjustment
Less deadbolt strike	LLL for deadbolt strike Example: CS210PD SAT 12-339 LLL/10-001	N/C
Less deadlatch strike	LLL for deadlatch strike Example: CS210PD SAT 12-339 LLL/10-094	N/C
Less both levers	LLL for both Levers Example: CS210PD LLL/SAT LLL	\$10.20

Shaded items are standard components and are furnished with locks unless otherwise specified.



Deadbolts									
Available Finishes - Specify for Listed Parts				605	609	619	625	626	643e
12-340, 12-291, 12-633				▪	▪	▪	▪	▪	▪
Part Number	Backset - Description			Price Each					
12-340	2 3/8" or 2 3/4" - Square corner, 1" x 2 1/4" Round corner, 1" x 2 1/4", included			\$36.50					
12-291	2 3/8" or 2 3/4" - Square corner, 1 1/8" x 2 1/4"			36.50					
12-633	5" - Square corner, 1 1/8" x 2 1/4"			80.60					

Deadlatches									
Available Finishes - Specify for Listed Parts				605	609	619	625	626	643e
16-260, 16-228, 16-132				▪	▪	▪	▪	▪	▪
Part Number	Backset - Description			Price Each					
16-260	2 3/8" or 2 3/4" - Square corner, 1" x 2 1/4" Round corner, 1" x 2 1/4", included			\$32.50					
16-228	2 3/8" or 2 3/4" - Square corner, 1 1/8" x 2 1/4"								
16-132	5" - Square corner, 1 1/8" x 2 1/4"			42.10					

Deadbolt/Deadlatch Combinations									
Available Finishes - Specify for Listed Parts				605	609	619	625	626	643e
12-339, 16-483, 16-484				▪	▪	▪	▪	▪	▪
Part Number	Backset - Description	Deadbolt	Deadlatch	Price Each					
12-339	2 3/8" or 2 3/4" - Dual Option, 1" x 2-1/4"	12-340	16-260	\$70.50					
16-483	2 3/8" or 2 3/4" - Square corner, 1 1/8" x 2 1/4"	12-291	16-228						
16-484	5" - Square corner, 1" x 2 1/4"	12-633	16-132	121.00					

Deadbolt Strikes									
Available Finishes - Specify for Listed Parts				605	609	619	625	626	643e
10-094, 10-092, 10-095				▪	▪	▪	▪	▪	▪
Part Number	Lip Length - Description			Price Each					
10-094	N/A - Square corner, 1 1/8" x 2 3/4"			\$12.10					
10-092	1 1/8" - 1/4" Radius round corner, full lip, no box, 1 5/8" x 2 1/4"			7.50					
10-095	1 1/8" - Square corner, full lip, no box, 1 5/8" x 2 1/4"								
10-116	N/A - Round corner strike, no lip, 1 1/8" X 2 3/4"			13.00					
37-016	Strike reinforce, use with 10-094 and 10-116			13.60					

Deadlatch Strikes									
Available Finishes - Specify for Listed Parts				605	609	619	625	626	643e
10-001, 10-026, 10-027				▪	▪	▪	▪	▪	▪
Part Number	Lip Length - Description			Price Each					
10-001	Square corner, T-strike, box, 1 1/8" x 2 3/4"			\$6.20					
10-026	1 1/8" - Square corner, full lip, no box, 1 5/8" x 2 1/4"			7.20					
10-027	1 1/8" - 1/4" Radius round corner, full lip, no box, 1 5/8" x 2 1/4"								

Deadbolt/Deadlatch Strike Combinations									
Available Finishes - Specify for Listed Parts				605	609	619	625	626	643e
10-109, 10-121, 10-122, 10-123, 10-124				▪	▪	▪	▪	▪	▪
Part Number	Deadbolt Strike	Deadlatch Strike		Price Each					
10-109	10-094	10-001 1 1/8" lip		\$19.10					
10-121	10-094	10-026		19.30					
10-122	10-116	10-027							
10-123	10-092	10-027		15.30					
10-124	10-095	10-026							

Finished Trim Subassemblies/Components											
Available Finishes - Specify for Listed Parts						605	609	619	625	626	643e
S206-501, S206-516, S206-515, S206-518, S206-517, 08-029, F506-864, F206-493 06-242						▪	▪	▪	▪	▪	▪
Part Number	Description	Price Each									
S206-501	Assembly, cylinder, DB, OUTSIDE, CS200	\$52.10									
S206-516	Assembly, housing, cylinder, IC, THIN DOOR, CS200	204.00									
S206-515	Assembly, housing, cylinder, IC, CS200	193.00									
S206-518	Assembly, housing, cylinder, SFIC, THIN DOOR, CS200	130.00									
S206-517	Assembly, housing, cylinder, SFIC, CS200	113.00									
08-029* **	Rose SAT PLY (Snap On Only)	11.20									
F506-864	Escutcheon CAM PLY	82.20									
F206-493	Plate, escutcheon assembly	41.40									
06-242**	Kit, levers	50.80									
*	Rose - Lever Combination Saturn - Saturn, Neptune, Jupiter Plymouth - Accent, Avanti, Avila, Callington, Champagne, Elan, Flair, Jazz, Jupiter, Latitude, Manhattan, Merano, St. Annes										
**	The CS200 product line transitioned from crimp-on roses (not removeable) to snap on roses (removable) in AUGUST 2015. The Rose - Lever Combination needs to be considered for changing levers for locks with crimp-on roses. Snap-on roses can be identified by retention dimples at the base of the rose. If not compatible, an outside chassis with a crimp-on rose can be updated with the following items: - 06-242 Kit, levers - 08-029 Rose SAT PLY (Snap on) - A501-945 Ring reinf rose - F206-496 Outside Chassis Assy, Interconnect										

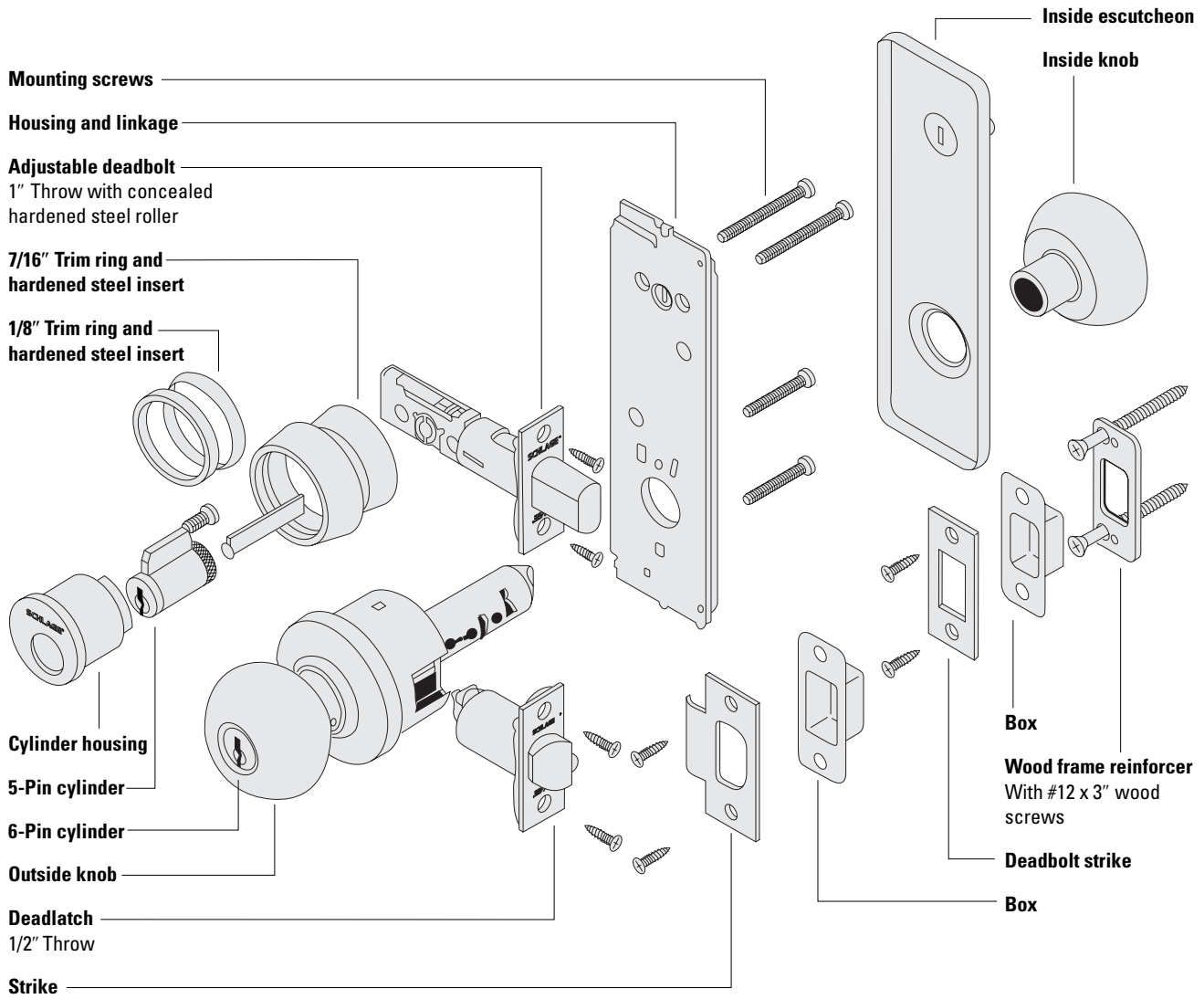
Miscellaneous Subassemblies/Components		
Part Number	Description	Price Each
S206-502	Interconnect assembly, mechanical	\$86.20
F206-494	Inside chassis assembly, interconnect	32.80
F206-496	Outside chassis assy, interconnect	30.70
A501-945	Ring reinf rose, LUN-ORB-TUL	0.46
F506-878	Driver bar	2.90

Screw/Screw Packs											
Available Finishes - Specify for Listed Parts						605	609	619	625	626	643e
B202-578, S206-504						▪	▪	▪	▪	▪	▪
Part Number	Description	Contents			Price Each						
B202-578	Latch and strike	(4) C603-897			\$4.60						
S206-504	Chassis & trim	(2) B600-100 (2) B520-621 (2) F506-278			5.60						
B502-873*	Screw, reinf. strike	-			0.50						
*	Order in multiples of 100										

Cylinder Reference Table									
Available Finishes - Specify for Listed Parts						606		626	
22-093									
Part Number	Cylinder Mechanism	Function	Design	Price Each Open	Price Each Restricted				
22-093	Conventional	Standard Functions	All	\$55.00	\$70.00				

# H Series

## INTERCONNECT LOCK



# H Series

## INTERCONNECT LOCK

INTERCONNECTED

CS200-Series



H-2

S200-Series

To order Schlage products, descriptive data should be in the same sequence as shown below.

Line Item	Qty	Product	Outside		Inside		Hand	Latch	Strike	Dr Thk	Ext	DIM	Additional Details
			DES	FIN	DES	FIN							
1	10	H110PD	ORB	626	PLY	613	-	19-071	10-250	238	EE	-	-

- Line Item:** Line item number
- Qty:** Quantity
- Product:** Product function + Cylinder code
- Outside Des:** Outside lever design
- Outside Fin:** Outside finish
- Inside Des:** Inside lever design: Specify only if different from the outside lever design
- Inside Fin:** Inside lever finish: Specify only if different from the outside finish
- Hand:** Hand of door: N/A for H lock
- Latch:** Product latch: Leave blank for standard latch or specify part number if non-standard latch is required.
- Strike:** Product strike: Leave blank for standard strike or specify part number if non-standard strike is required.
- Dr Thk:** Door thickness: Enter door thickness if non-standard. Example: 138=1 3/8", 214=2 1/4"
- Ext:** Extension: Enter for doors 2" or greater. Example: EE=extended equally, EI=extended inside, EO=extended outside, ED=extended differently
- Dim:** Dimension: Enter only for non-standard strike lip length
- Additional Details:** Enter additional detail for keying information or special requirements

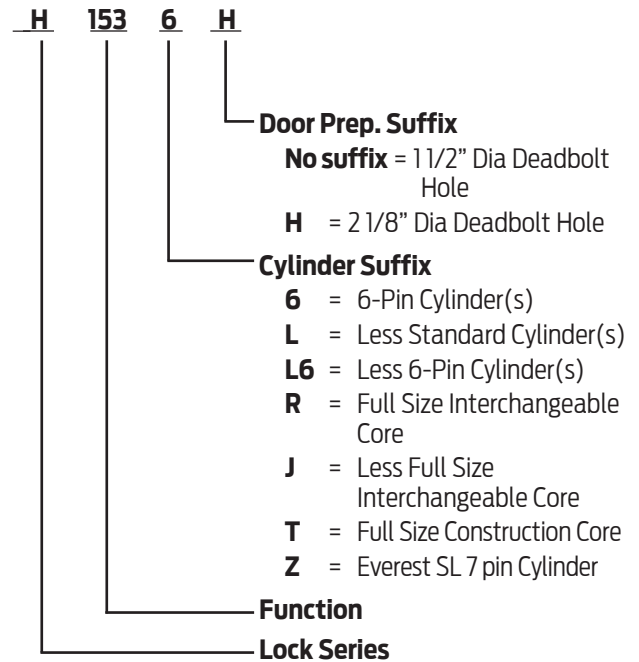
Common Pricing Information	
1.	Locks are furnished with standard features unless otherwise specified.
2.	Door thickness is 1 3/4" unless otherwise specified.
3.	Split finishes and designs will be priced at the highest list price of the design and/or finish.
4.	 denotes a lock or part that requires an extended lead time.
5.	 denotes a handed product and requires handing to be specified.
6.	For all restricted keyways (Everest D, Everest 29 T, Quad, Numbered, Reversed) add \$15.00. This does not apply to Primus cylinders. See Terms and Conditions for ordering information and requirements.
7.	Locks, keys and cylinders containing restricted keyways require additional documentation to order. Please see Terms and Conditions for the specific requirements.
8.	Keyway must be specified for keyed functions and cylinders. If not specified, default keyway will be S123 for KA, KD and 0-bitted product and S145 for Factory managed masterkey systems.
9.	Multiple keying options are available. Locks and cylinders are furnished KD unless otherwise specified or excepted by notation.
10.	Control Keys for permanent and construction cores are not included with the lock or cylinder and must be ordered separately.
11.	Locks specified with "C" keyway and KD or 0-bitted will receive 6 pin cylinders.
12.	Full Size Interchangeable Cores (FSIC) are furnished 1-bitted unless otherwise specified. If 0-bitted is selected, the order will be entered as 1-bitted. This does not apply to FSIC Primus® cores.
13.	Conventional cylinders, Primus cylinders (conventional and FSIC) can be supplied 0-bitted. If 1-bitted is selected, the order will be entered as 0-bitted.
14.	Available plug face finishes are 606 and 626. For brass or bronze finish colors, the plug face finish is 606. For chrome, nickel or stainless steel finish colors, the plug face finish is 626.
15.	Locks and cylinders will be furnished with 2 keys each as standard. Additional keys will be charge at the additional cut keys charge appropriate for the cylinder/key type



**Table of Contents**

<b>Functions</b>	<b>H-4</b>
<b>Complete Locks</b>	<b>H-5</b>
<b>Options</b>	<b>H-8</b>
Deadbolts/Deadlatches .....	H-8
Deadbolt Strikes .....	H-8
Deadlatch Strikes .....	H-8
Strike Combinations .....	H-8
Locks Less Components .....	H-9
Non-Standard Door .....	H-9
<b>Parts</b>	<b>H-10</b>
Knobs/Levers and Related Parts .....	H-10
Roses .....	H-10
Escutcheons .....	H-10
Deadbolt/Deadlatch Combinations .....	H-11
Deadbolts .....	H-11
Deadbolt Strikes .....	H-11
Latch Strikes .....	H-11
Deadbolt/Latch Strike Combinations .....	H-12
Miscellaneous Parts .....	H-12
Plunger Parts .....	H-13
Reinforcements and Adapters .....	H-13
Screws .....	H-13
Cylinders .....	H-14
<b>Complete Cylinders</b>	<b>See Cylinders Section</b>
<b>How To Order</b>	<b>Forms &amp; Examples</b>

**Product Identification**



**Finish Codes and Descriptions**

Code		Description
605	(US 3)	Bright Brass
606	(US 4)	Satin Brass
609	(US 5)	Antique Brass
612	(US 10)	Satin Bronze
613	(US 10B)	Oil Rubbed Bronze
625	(US 26)	Bright Chromium Plated
626	(US 26D)	Satin Chromium Plated

**Standard Features**

**H Knobs and Levers**

Certification	UL Listed for 3-hour fire door.
Deadbolt	1" x 2 1/4", Square corner faceplate, 1" housing diameter, 1" throw
Latch	1" x 2 1/4", Square corner faceplate, 7/8" housing diameter, 1/2" throw
Strikes	1 1/8" x 2 3/4" Square corner, box (deadbolt) and 1 1/8" x 2 3/4", square corner T-strike, box (latch)
Reinforcement	Door frame strike reinforcer with 3" screws
Backset	2 3/8"
Cylinder(s)	6-Pin upper cylinder and 6-pin lower cylinder, solid brass, keyed 6-pin, S123 keyway, keyed different (KD), upper and lower cylinders are keyed alike
Door Range	1 3/8" – 1 3/4"
Keys	Two nickel silver cut keys per lock, 6-pin, S123 section


# H · Functions

## UL Listed for 3-hour fire door.

### Interconnected Locks

SCHLAGE ANSI

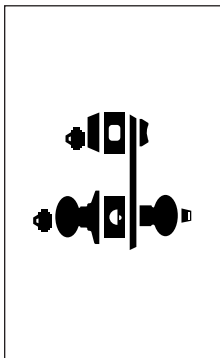
**H110 F95**



#### Entrance, Single Locking

Deadbolt thrown or retracted by key in upper lock from outside or by inside turn unit. Bolt automatically deadlocks when fully thrown. Latchbolt retracted by knob/lever from either side. Inside knob/lever retracts deadbolt and deadlatch simultaneously for immediate exit.


**H153 F97**



#### Entrance, Double Locking

Deadbolt thrown or retracted by key in upper lock from outside or by inside turn unit. Bolt automatically deadlocks when fully thrown. Deadlatch retracted by key in outer knob when locked by pushing turn-button in inner knob/lever. Outer knob may be fixed in locked position by rotating turn-button. Inside knob/lever retracts deadbolt and deadlatch simultaneously for immediate exit.

**H180 F98**



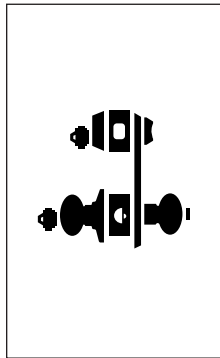
#### Storeroom Lock

Deadbolt thrown or retracted by key from outside or by inside turn unit. Bolt automatically deadlocks when fully thrown. Outside knob is fixed. Entrance by key only. Turning inside knob/lever retracts deadbolt and latch simultaneously for immediate exit.

### Interconnected Locks

SCHLAGE ANSI

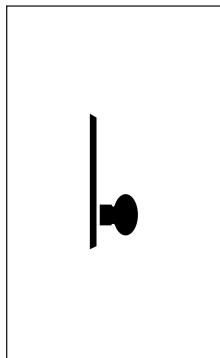
**H185 F100**



#### Hotel-Motel Lock\*

Deadbolt thrown or retracted by key in upper lock from outside or by inside turn unit. Bolt automatically deadlocks when fully thrown. Deadlatch retracted by key in outer fixed knob. Push-button in inner knob/lever activates visual occupancy indicator, allowing only emergency masterkey to operate. Turning inside knob/lever or closing door releases visual occupancy indicator. Rotation of inside spanner-button provides lockout feature by keeping indicator thrown. Turning inside knob/lever retracts deadbolt simultaneously for immediate exit.

**H170**



#### Single Dummy Inside Trim

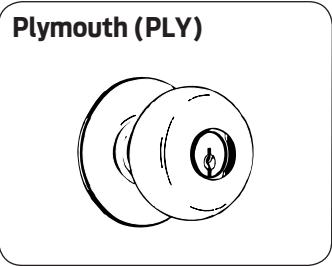
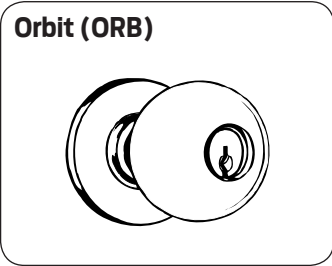
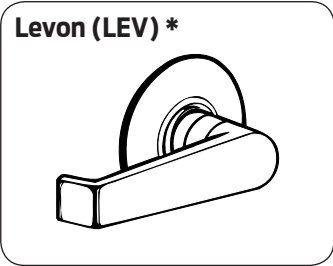
Snap-on rose and knob/lever. Concealed mounting screws.

INTERCONNECTED

CS200-Series

H-4

S200-Series



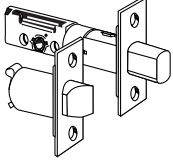
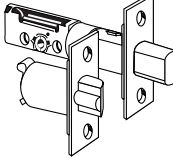
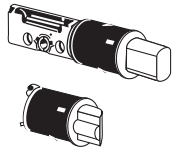
\* LEV lever is available as inside trim only on keyed, double locking functions. Not available in 606 and 609.

Commercial Lever Suite	
Schlage H Lock	A Lock
Levon	Jupiter
Orbit	Neptune
Plymouth	Saturn

# H - Complete Locks

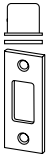

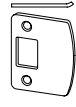
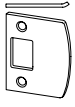
INTERCONNECTED

## Latches

<p><b>19-071</b> Standard</p> 	<p><b>19-077</b> Standard</p> 	<p><b>19-079</b></p> 
---	---	--

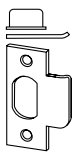
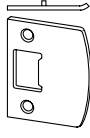
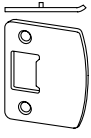

CS200-Series

## Strikes, Deadbolts

<p><b>10-055</b> Standard</p> 	<p><b>10-064</b></p> 	<p><b>10-092</b></p> 	<p><b>10-095</b></p> 
---	--	---	--

H-6

## Strikes, Deadlatches

<p><b>10-001</b> Standard</p> 	<p><b>10-026</b></p> 	<p><b>10-027</b></p> 	<p><b>10-058</b></p> 
--	---	--	---

S200-Series



Function	Description	Design and Finishes			Primary Cylinder Adjustments Available Levers Available Finishes		
		LEV* ORB PLY			LD	RD TD**	JD
		626	605 606 609 612 625	613			
<b>Keyless</b>				PLY ORB	ORB		
H170	Single Dummy	281	287	297	605 606 609 612 613 625 626		
<b>Keyed, Single Cylinder</b>				LD	RD TD	JD	
H110PD	Entrance	432	444	462	-55	33	-30
<b>Keyed, Double Cylinder</b>				LD CD	RD TD	JD	
H153PD	Entrance	432	444	462	-110	66	-60
H180PD	Storeroom						
H185PD	Hotel-Motel				-137		
<b>Secondary Cylinder Adjustment</b>	<b>EVEREST AND RESTRICTED KEYWAY - DOES NOT APPLY TO PRIMUS</b>						
	EVEREST D & T FAMILY & RESTRICTED KEYWAYS (QUAD, NUMBERED, REVERSE)					+15	
	SL Cylinder with Everest B or Everest R keyways					+15	
	<b>PRIMUS/PRIMUS XP - ORDER THE LOCK LESS CYLINDER AND THE CYLINDER SEPERATELY (PRICES BELOW)</b>						
	SINGLE KIL EXAMPLE: 1 EA. H110LD & 1 EA. 20-729(-XP)					+123	
	DOUBLE KIL EXAMPLE: 1 EA. H153LD & 1 EA. 20-729(-XP) 1 EA. 20-724(-XP)					+236	
	SINGLE FSIC EXAMPLE: 1 EA. H180JD & 1 EA. 20-740(-XP)					+132	
DOUBLE FSIC EXAMPLE: 1 EA. H153JD & 2 EA. 20-740(-XP)					+264		
*	On keyed functions the LEV lever is available for inside trim only for double locking functions; not available in 606 or 609.						
**	Temporary cores (TD options) require non-refundable core handling charge (50-231) of \$9.00 and will be added to the price of the lock.						

INTERCONNECTED

CS200-Series

H-7

S200-Series

INTERCONNECTED

Deadbolt/Deadlatch Combinations				
Combo Part Number	Deadbolt	Deadlatch	Backset - Hsg Dia. - Description	Lock Adjustment
<b>Deadbolt/Springlelatch Combinations for Single Locking Functions (H110)</b>				
19-071	12-288	11-068	2 3/8" - 1" - Square corner, 1" x 2 1/4"	N/C
19-072	12-289	11-069	2 3/8" - 1" - Round corner, 1" x 2 1/4"	
19-073	12-290	11-110	2 3/8" - 1" - Circular, drive-in, 626 only for bolt (605 & 626 only)	
19-074	12-288	11-111	2 3/4" - 1" - Square corner, 1" x 2 1/4"	
19-075	12-289	11-112	2 3/4" - 1" - Round corner, 1" x 2 1/4"	
19-076	12-290	11-113	2 3/4" - 1" - Circular, drive-in, 626 only for bolt (605 & 626 only)	
<b>Deadbolt/Deadlatch Combinations for Double Locking Functions (H153, H180, H185)</b>				
19-077	12-288	11-085	2 3/8" - 1" - Square corner, 1" x 2 1/4"	N/C
19-078	12-289	11-088	2 3/8" - 1" - Round corner, 1" x 2 1/4"	
19-079	12-290	11-104	2 3/8" - 1" - Circular, drive-in, 626 only for bolt (605 & 626 only)	
19-080	12-288	11-091	2 3/4" - 1" - Square corner, 1" x 2 1/4"	
19-081	12-289	11-092	2 3/4" - 1" - Round corner, 1" x 2 1/4"	
19-082	12-290	11-105	2 3/4" - 1" - Circular, drive-in, 626 only for bolt (605 & 626 only)	

CS200-Series

Deadbolt Strikes		
Part Number	Lip Length - Description	Lock Adjustment
10-055	N/A - Square corner, box, 1 1/8" x 2 3/4"	N/C
10-064	N/A - Circular drive-in, thimble strike, 1 3/16" diameter, 494 (626 only)	
10-092	1 1/8" - 1/4" Radius round corner, full lip, no box, 1 5/8" x 2 1/4"	
10-095	1 1/8" - 1/4" Square corner, full lip, no box, 1 5/8" x 2 1/4"	

H-8

Deadlatch Strikes		
Part Number	Lip Length - Description	Lock Adjustment
10-001	1 1/8" - Square corner, T-strike, box, 1 1/8" x 2 3/4"	N/C
10-004	1 1/8" - 1/4" Radius round corner, T-strike, box, 1 1/8" x 2 3/4"	
10-026	1 1/8" - Square corner, full lip, no box, 1 5/8" x 2 1/4"	
10-027	1 1/8" - 1/4" Radius round corner, full lip, no box, 1 5/8" x 2 1/4"	
10-058	1 7/32" - Circular, adjustable, 1 3/4" diameter (605 & 626 only)	

S200-Series

Strike Combinations			
Latch Strike	Deadbolt Strike	Specify Combo Number	Lock Adjustment
10-001, 1 1/8" Lip	10-055	10-250	N/C
10-001, 1 1/8" Lip	10-064	10-251	
10-026	10-055	10-252	
10-026	10-064	10-253	
10-027	10-055	10-255	
10-027	10-064	10-256	
10-027	10-092	10-257	
10-058	10-064	10-258	
10-026	10-095	10-259	

Shaded items are standard components and are furnished with locks unless otherwise specified.

<b>Locks Less Components</b>		
<b>Description</b>	<b>Specify</b>	<b>Lock Adjustment</b>
Less each knob or lever	LLL for knob or lever design Example: HI53 LLL/PLY x PLY	<b>-8.70</b>
Less each rose or escutcheon	LLL for rose or escutcheon design Example: HI53 PLY x PLY/LLL	<b>-6.70</b>
Less deadbolt	LLL for deadbolt Example: HI53 PLY 626 LLL/11-068 10-250	<b>-13.30</b>
Less springlatch	LLL for springlatch Example: HI10 PLY 606 12-228/LLL 10-250	<b>-11.20</b>
Less deadlatch	LLL for deadlatch Example: HI53 PLY 626 12-288/LLL 10-250	<b>-18.80</b>
Less deadbolt strike	LLL for deadbolt strike Example: HI53 PLY 613 19-057 LLL 10-001	<b>-5.10</b>
Less latch strike	LLL for latch strike Example: HI53 PLY 613 19-057 10-055/LLL	<b>-10.60</b>
Lock chassis only - Chassis for non-ORB designs is furnished unless ORB design is specified. Includes housing and linkage	LLL for all possible components Example: HI53L LLL 626 LLL LLL	<b>Sum of all applicable deducts*</b>

\* Use PLY design for base price

<b>Non-Standard Door</b>		
<b>Description</b>	<b>Specify</b>	<b>Lock Adjustment</b>
Preparation for 2 1/8" diameter deadbolt hole	H suffix Example: HI10H ORB 626	<b>+13.70</b>
Extended Inside (EI), from 2" – 2 1/2"	Door thickness and how door is extended Example: 2", EI	<b>+61.60</b>

<b>Knobs/Levers and Related Parts</b>								
Available Finishes - Specify for Listed Parts		605	606	609	612	613	625	626
01-008, 01-009, 01-026, 01-018		▪				▪		▪
Part Number	Description	Price Each						
01-008*	Knob or lever - closed, LEV ORB** PLY	<b>\$35.90</b>						
01-009*	Knob or lever - open, LEV ORB** PLY							
01-026*	Knob - FSIC, ORB**	<b>67.30</b>						
01-018	Cylinder knob and sleeve	<b>50.00</b>						
01-081	Sleeve for cylinder knob	<b>9.30</b>						
01-053	Full size core driver and retainer	<b>11.60</b>						
A501-941	Full size core retainer	<b>4.40</b>						
C604-307	Full size core driver, universal	<b>8.40</b>						
* Specify part number, style & finish. Ex: 08-020 SAT 626								
** ORB knob requires modified chassis								

<b>Roses</b>								
Available Finishes - Specify for Listed Parts		605	606	609	612	613	625	626
01-001 PLY		▪		⊗	▪	▪	▪	▪
01-001 TUL		▪		⊗	▪	▪		▪
Part Number	Description	Price Each						
01-001	Outside Rose, PLY (for PLY & LEV); TUL (for ORB)	<b>\$27.00</b>						

<b>Escutcheons</b>								
Available Finishes - Specify for Listed Parts		605	606	609	612	613	625	626
07-057, 07-035, 36-056		▪				▪		▪
Part Number	Description	Price Each						
07-057	Inside escutcheon assembly MET	<b>\$108.00</b>						
07-035	Inside escutcheon, dummy - H170 MET	<b>76.10</b>						
36-056	Outside trim, tie-in escutcheon MET	<b>37.60</b>						

<b>Deadbolt/Deadlatch Combinations</b>										
Available Finishes - Specify for Listed Parts				605	606	609	612	613	625	626
19-071, 19-072, 19-073, 19-074, 19-075, 19-076, 19-077, 19-078, 19-079, 19-080, 19-081, 19-082				▪	▪	▪	▪	▪	▪	▪
Combo Part Number	Deadbolt	Deadlatch*	Backset - Hsg Dia - Description	Price Each						
<b>Deadbolt/Springlatch Combinations for Single Locking Functions (H110)</b>								<b>\$84.40</b>		
19-071	12-288	11-068	2 3/8" - 1" - Square corner, 1" x 2 1/4"							
19-072	12-289	11-069	2 3/8" - 1" - Round corner, 1" x 2 1/4"							
19-073	12-290	11-110	2 3/8" - 1" - Circular, drive-in, 626 only for bolt (605 & 626 only)							
19-074	12-288	11-111	2 3/4" - 1" - Square corner, 1" x 2 1/4"							
19-075	12-289	11-112	2 3/4" - 1" - Round corner, 1" x 2 1/4"							
19-076	12-290	11-113	2 3/4" - 1" - Circular, drive-in, 626 only for bolt (605 & 626 only)							
<b>Deadbolt/Deadlatch Combinations for Double Locking Functions (H153, H180, H185)</b>								<b>84.40</b>		
19-077	12-288	11-085	2 3/8" - 1" - Square corner, 1" x 2 1/4"							
19-078	12-289	11-088	2 3/8" - 1" - Round corner, 1" x 2 1/4"							
19-079	12-290	11-104	2 3/8" - 1" - Circular, drive-in, 626 only for bolt (605 & 626 only)							
19-080	12-288	11-091	2 3/4" - 1" - Square corner, 1" x 2 1/4"							
19-081	12-289	11-092	2 3/4" - 1" - Round corner, 1" x 2 1/4"							
19-082	12-290	11-105	2 3/4" - 1" - Circular, drive-in, 626 only for bolt (605 & 626 only)							
* To price deadlatches separately, see A Lock parts										

<b>Deadbolts</b>										
Available Finishes - Specify for Listed Parts				605	606	609	612	613	625	626
12-288, 12-289, 12-290				▪	▪	▪	▪	▪	▪	▪
Part Number	Lip Length - Description			Price Each						
12-288	2 3/8" to 2 3/4" - 1" - Square corner, 1" x 2 1/4"			<b>\$32.20</b>						
12-289	2 3/8" to 2 3/4" - 1" - Round corner, 1" x 2 1/4"									
12-290	2 3/8" to 2 3/4" - 1" - Circular, drive-in, 626 only for bolt (605 & 626 only)			<b>36.50</b>						

<b>Deadbolt Strikes</b>										
Available Finishes - Specify for Listed Parts				605	606	609	612	613	625	626
10-055, 10-064, 10-092, 10-095				▪	▪	▪	▪	▪	▪	▪
Part Number	Lip Length - Description			Price Each						
10-055	N/A - Square corner, box, 1 1/8" x 2 3/4"			<b>\$14.40</b>						
10-064	N/A - Circular drive-in, thimble strike, 1 3/16" diameter, 494 (626 only)									
10-092	1 1/8" - 1/4" Radius round corner, full lip, no box, 1 5/8" x 2 1/4"			<b>7.50</b>						
10-095	1 1/8" - 1/4" Square corner, full lip, no box, 1 5/8" x 2 1/4"									

<b>Latch Strikes</b>										
Available Finishes - Specify for Listed Parts				605	606	609	612	613	625	626
10-001, 10-004, 10-026, 10-027, 10-058				▪	▪	▪	▪	▪	▪	▪
Part Number	Lip Length - Description			Price Each						
10-001	1 1/8" - Square corner, T-strike, box, 1 1/8" x 2 3/4"			<b>\$6.20</b>						
10-004	1 1/8" - 1/4" Radius round corner, T-strike, box, 1 1/8" x 2 3/4"			<b>10.00</b>						
10-026	1 1/8" - Square corner, full lip, no box, 1 5/8" x 2 1/4"			<b>7.20</b>						
10-027	1 1/8" - 1/4" Radius round corner, full lip, no box, 1 5/8" x 2 1/4"									
10-058	1 7/32" - Circular, adjustable, 1 3/4" diameter (605 & 626 only)			<b>10.40</b>						

Shaded items are standard components and are furnished with locks unless otherwise specified.

### Deadbolt/Deadlatch Strike Combinations

Available Finishes - Specify for Listed Parts				605	606	609	612	613	625	626
10-250, 10-251, 10-252, 10-253, 10-255, 10-256, 10-257, 10-258, 10-259				▪	▪	▪	▪	▪	▪	▪
Part Number	Deadbolt Strike	Deadlatch Strike	Price Each							
10-250	10-055	10-001, 1 1/8" lip	<b>\$21.00</b>							
10-251	10-064	10-001, 1 1/8" lip	<b>21.00</b>							
10-252	10-055	10-026	<b>21.90</b>							
10-253	10-064	10-026	<b>21.90</b>							
10-255	10-055	10-027	<b>21.90</b>							
10-256	10-064	10-027	<b>21.90</b>							
10-257	10-092	10-027	<b>15.30</b>							
10-064	10-055	10-058	<b>25.30</b>							
10-095	10-064	10-026	<b>15.30</b>							

### Miscellaneous Parts

Part Number	Description	Price Each
A201-370	Cam & driver - H180	<b>\$8.50</b>
A301-386	Spindle & catch, ins. - H153, H180, H185	<b>8.70</b>
A301-387	Spindle & catch, out. - H110	
A301-402	Cam unit, out. - H153, H185	
A501-305	Hub plate, ins.	<b>6.90</b>
A501-615	Spindle wedge - H180, H185	<b>6.50</b>
A501-710	Swivel sleeve - H185	<b>6.60</b>
A501-901	Plate, out. - H180, H185	<b>4.60</b>
A508-399	Plate, out. - H110, H153	
A508-597	Spring separator - H153, H180, H185	<b>6.60</b>
A508-598	Frame	<b>10.50</b>
A508-600	Housing	<b>14.50</b>
A508-605	Slide spring	<b>6.60</b>
A590-158	Slide, restoring - H185	
A590-159	Slide, non-restoring - H153, H180	
A590-181	Slide, non-restoring - H110	
C503-008*	Cotter pin	<b>0.60</b>
G105-209	Housing and spindle, RH inside, dummy - H170	<b>26.10</b>
G105-023	Housing and linkage	<b>102.00</b>
G105-249	Housing and spindle, LH inside, dummy - H170	<b>26.10</b>
G570-232	Plug, spindle, lever designs only - H110	<b>12.00</b>
*	Order in multiples of 100	

Plunger Parts										
Available Finishes - Specify for Listed Parts				605	606	609	612	613	625	626
01-060, 01-063				▪	☒	☒	▪	▪	▪	▪
Part Number	Dimension - Design - Door Range - Description			Price Each						
01-060*	360 - Non-ORB - 1 3/8" - 1 7/8" - Plunger unit, ins. - A53			<b>\$14.10</b>						
	424 - Non-ORB - over 1 7/8" - 2 1/4", EI - Plunger unit, ins. - A53									
	449 - Non-ORB - over 2 1/4" - 2 1/2", EI - Plunger unit, ins. - A53									
	428 - ORB - 1 3/8" - 1 7/8" - Plunger unit, ins. - A53									
	492 - ORB - over 1 7/8" - 2 1/4", EI - Plunger unit, ins. - A53									
	517 - ORB - over 2 1/4" - 2 1/2", EI - Plunger unit, ins. - A53									
01-063*	363 - Non-ORB - 1 3/8" - 1 7/8" - Plunger unit, ins. - A85			<b>\$30.80</b>						
	427 - Non-ORB - over 1 7/8" - 2 1/4", EI - Plunger unit, ins. - A85									
	452 - Non-ORB - over 2 1/4" - 2 1/2", EI - Plunger unit, ins. - A85									
	431 - ORB - 1 3/8" - 1 7/8" - Plunger unit, ins. - A85									
	497 - ORB - over 1 7/8" - 2 1/4", EI - Plunger unit, ins. - A85									
	520 - ORB - over 2 1/4" - 2 1/2", EI - Plunger unit, ins. - A85									
* Specify part number, dimension, design & finish. Ex: 01-060 492 ORB 626										

Reinforcements and Adapters		
Part Number	Description	Price Each
37-001	Metal door reinforcer kit, fits both 7/8" and 1" diameter housings - Specify door thickness, includes A501-567 and A501-565 or A501-566	<b>\$34.20</b>
A501-565	Reinforcer for 1 3/8" thick non-reinforced metal doors. Fits both 7/8" and 1" diameter housings.	<b>17.10</b>
A501-566	Reinforcer for 1 3/4" thick non-reinforced metal doors. Fits both 7/8" and 1" diameter housings.	
A501-567	3 1/2" Long latch housing sleeve used to reinforce joint between latch and backset link or to hold latch in metal doors	<b>10.70</b>
A501-878**	Faceplate adapter to adapt 1" faceplate to 1 1/8" door preparation	<b>0.68</b>
G506-815	1" Long latch housing sleeve to adapt 7/8" housing to 1" bore	<b>6.00</b>
** Order in multiples of 100		

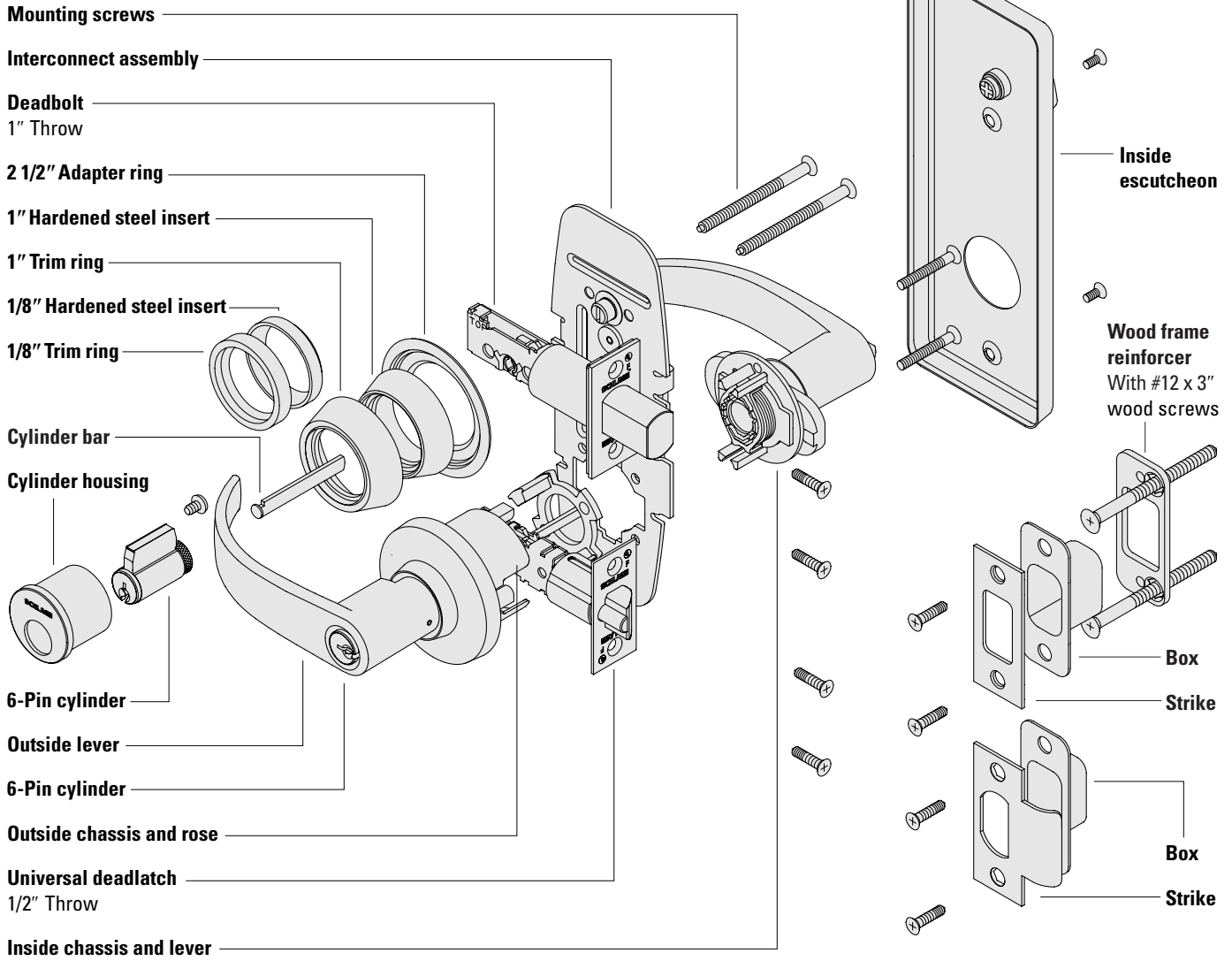
Screws										
Available Finishes - Specify for Listed Parts				605	606	609	612	613	625	626
A501-818, E505-315, E505-366				▪	☒	☒	▪	▪	▪	▪
Part Number	Description	Type	Size	Price Each						
A501-818***	Mounting screw, upper cylinder 5-pin, 2 required	POH Mach.	10-32 x 2 1/16"	<b>\$1.00</b>						
E505-315***	Mounting screw, lower chassis 2 required	POH Mach.	10-32 x 1 1/2"	<b>10.70</b>						
E505-366***	Mounting screw, upper cylinder 6-pin, 2 required	POH	10-32 x 2 5/16"	<b>0.68</b>						
*** Order in multiples of 100										

<b>Cylinder Reference Table</b>						
<b>Available Finishes - Specify for Listed Parts</b>				<b>606</b>	<b>626</b>	
21-002/122, 20-724/XP/122, 20-524/XP/122, 21-003/168, 22-001, 22-002, 20-729/XP, 20-529/XP				<b>Price Each Open</b>	<b>Price Each Restricted</b>	
<b>Part Number</b>	<b>Cylinder Mechanism</b>	<b>Function</b>	<b>Design</b>			
21-002	Conventional	Keyed knobs All Functions Except H185	Except Orbit	<b>\$55.00</b>	<b>\$70.00</b>	
91-004	Everest SL (R/B Keyways only)					<b>70.00</b>
20-724	Primus				<b>123.00</b>	
20-724-XP	Primus XP					<b>123.00</b>
91-704-XP	Everest SL Primus XP (R/B Keyways only)					<b>123.00</b>
20-524	Primus UL437				<b>151.00</b>	
20-524-XP	Primus UL437 XP					<b>151.00</b>
21-002-122	Conventional				<b>55.00</b>	<b>70.00</b>
91-005	Everest SL (R/B Keyways only)					<b>70.00</b>
20-724-122	Primus			Orbit	<b>123.00</b>	
20-724-XP-122	Primus XP					<b>123.00</b>
91-705-XP	Everest SL Primus XP (R/B Keyways only)					<b>123.00</b>
20-524-122	Primus UL437				<b>151.00</b>	
20-524-XP-122	Primus UL437 XP					<b>151.00</b>
21-003	Conventional	Keyed knobs H185	Except Orbit		<b>82.00</b>	<b>97.00</b>
21-003-168			Orbit			
22-001	Conventional - 5-pin			<b>55.00</b>	<b>70.00</b>	
22-002	Conventional - 6-pin					
91-008	Everest SL (R/B Keyways only)	Deadbolts All Functions	All		<b>123.00</b>	
20-729	Primus				<b>123.00</b>	
20-729-XP	Primus-XP					<b>151.00</b>
91-707-XP	Everest SL Primus XP (R/B Keyways only)					<b>151.00</b>
20-529	Primus UL437				<b>151.00</b>	
20-529-XP	Primus UL437-XP					



# S200 Series

## INTERCONNECT LOCK



INTERCONNECTED

CS200-Series

H-Series

S200-1

# S200 Series

## INTERCONNECT LOCK

INTERCONNECTED

CS200-Series



H-Series

S200-2

To order Schlage products, descriptive data should be in the same sequence as shown below.

Line Item	Qty	Product	Outside		Inside		Hand	Latch	Strike	Dr Thk	Ext	DIM	Additional Details
			DES	FIN	DES	FIN							
1	10	S251PD	NEP	626	FLA	613	RH	12-339	10-109	-	-	-	-

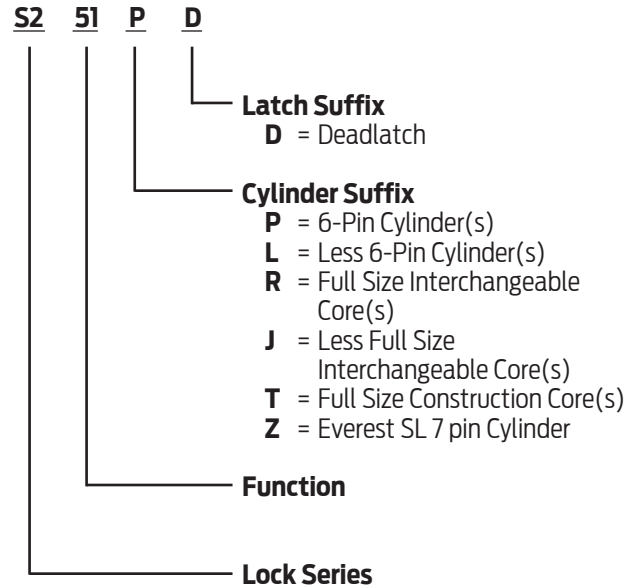
- Line Item:** Line item number
- Qty:** Quantity
- Product:** Product function + Cylinder code
- Outside Des:** Outside lever design
- Outside Fin:** Outside finish
- Inside Des:** Inside lever design: Specify only if different from the outside lever design
- Inside Fin:** Inside lever finish: Specify only if different from the outside finish
- Hand:** Hand of door: Only one nad allowed per line item. Example: RH=right hand, LH=left hand, RR=right reverse, LR=left reverse
- Latch:** Product latch: Leave blank for standard latch or specify part number if non-standard latch is required.
- Strike:** Product strike: Leave blank for standard strike or specify part number if non-standard strike is required.
- Dr Thk:** Door thickness: N/A for S200 line
- Ext:** Extension: N/A for S200 line
- Dim:** Dimension: Enter only for non-standard strike lip length
- Additional Details:** Enter additional detail for keying information or special requirements

Common Pricing Information	
1.	Locks are furnished with standard features unless otherwise specified.
2.	Door thickness is 1 3/4" unless otherwise specified.
3.	Split finishes and designs will be priced at the highest list price of the design and/or finish.
4.	 denotes a lock or part that requires an extended lead time.
5.	 denotes a handed product and requires handing to be specified.
6.	For all restricted keyways (Everest D, Everest 29 T, Quad, Numbered, Reversed) add \$15.00. This does not apply to Primus cylinders. See Terms and Conditions for ordering information and requirements.
7.	Locks, keys and cylinders containing restricted keyways require additional documentation to order. Please see Terms and Conditions for the specific requirements.
8.	Keyway must be specified for keyed functions and cylinders. If not specified, default keyway will be S123 for KA, KD and 0-bitted product and S145 for Factory managed masterkey systems.
9.	Multiple keying options are available. Locks and cylinders are furnished KD unless otherwise specified or excepted by notation.
10.	Control Keys for permanent and construction cores are not included with the lock or cylinder and must be ordered separately.
11.	Locks specified with "C" keyway and KD or 0-bitted will receive 6 pin cylinders.
12.	Full Size Interchangeable Cores (FSIC) are furnished 1-bitted unless otherwise specified. If 0-bitted is selected, the order will be entered as 1-bitted. This does not apply to FSIC Primus® cores.
13.	Conventional cylinders, Primus cylinders (conventional and FSIC) can be supplied 0-bitted. If 1-bitted is selected, the order will be entered as 0-bitted.
14.	Available plug face finishes are 606 and 626. For brass or bronze finish colors, the plug face finish is 606. For chrome, nickel or stainless steel finish colors, the plug face finish is 626.
15.	Locks and cylinders will be furnished with 2 keys each as standard. Additional keys will be charge at the additional cut keys charge appropriate for the cylinder/key type

**Table of Contents**

<b>Functions</b>	<b>S200-4</b>
<b>Complete Locks</b>	<b>S200-5</b>
<b>Options</b>	<b>S200-7</b>
Deadbolts/Deadlatches .....	S200-7
Deadbolt Strikes .....	S200-7
Deadlatch Strikes .....	S200-7
Strike Combinations .....	S200-7
Locks Less Components .....	S200-7
Primus® / Primus XP .....	S200-7
<b>Parts</b>	<b>S200-8</b>
Levers and Related Parts .....	S200-8
Escutcheons .....	S200-8
Trim Combinations .....	S200-8
Deadbolts .....	S200-8
Deadlatch .....	S200-9
Deadbolt/Deadlatch Combinations .....	S200-9
Deadbolt Strikes .....	S200-9
Deadlatch Strikes .....	S200-9
Deadbolt/Deadlatch Strike Combinations .....	S200-9
Miscellaneous Parts/Adapters .....	S200-10
Screws .....	S200-10
Screw Packs .....	S200-10
Cylinders .....	S200-10
<b>Complete Cylinders</b> .....	<b>See Cylinders Section</b>
<b>How To Order</b>	<b>Forms &amp; Examples</b>

**Product Identification**



**Finish Codes and Descriptions**

Code		Description
605	(US 3)	Bright Brass
606	(US 4)	Satin Brass
609	(US 5)	Antique Brass
613	(US 10B)	Oil Rubbed Bronze
619	(US 15)	Satin Nickel
625	(US 26)	Bright Chromium Plated
626	(US 26D)	Satin Chromium Plated

**Standard Features**

Certification	UL Listed for 3-hour fire door.
Deadbolt	1 x 2 1/4", Square corner faceplate, 1" housing diameter, 1" throw
Deadlatch	1 x 2 1/4", Square corner faceplate, 1" housing diameter, 1/2" throw
Strikes	1 1/8" x 2 3/4", Square corner, box (deadbolt) and 1 1/8" x 2 3/4", Square corner, T-strike, box (deadlatch)
Reinforcement	Metal dust box reinforcer with three – 3" screws
Backset	Adjustable for 2 3/8" or 2 3/4"
Cylinder(s)	6-Pin upper cylinder and 6-pin lower cylinder, solid brass, keyed 6-pin, S123 keyway, keyed different (KD) – upper and lower cylinders are keyed alike
Door Range	1 3/8" – 2"
Keys	Two nickel silver cut keys per lock, 6-pin, S123 section

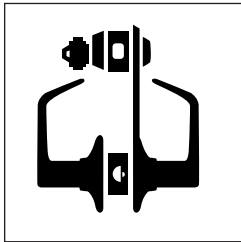
# S200 · Functions

UL Listed for 3-hour fire door.

SCHLAGE ANSI

INTERCONNECTED

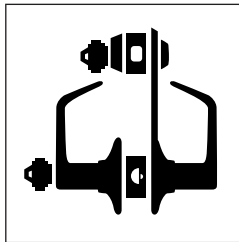
**S210PD F95**



**Entrance, Single Locking**

Deadbolt operated by key from outside or by turn unit from inside. Bolt automatically deadlocks when fully thrown. Latch retracted by lever from either side. Turning inside lever retracts deadbolt and latch simultaneously for immediate exit.

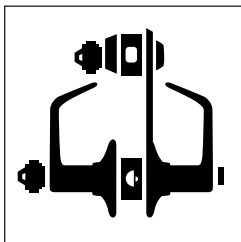
**S280PD F98**



**Storeroom Lock**

Deadbolt operated by key from outside or by turn unit from inside. Bolt automatically deadlocks when fully thrown. Outside lever fixed when locked. Entrance by key unlocking lever for access. Turning inside lever retracts deadbolt and latch simultaneously for immediate exit. Latch automatically deadlocks when door is closed.

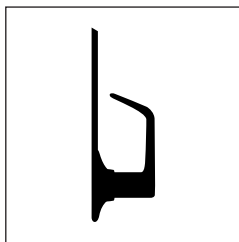
**S251PD F97**



**Entrance, Double Locking**

Deadbolt operated by key from outside or by turn unit from inside. Bolt automatically deadlocks when fully thrown. Outside lever unlocked by key from outside when locked by turn button in inside lever. Turning inside lever retracts deadbolt and latch simultaneously for immediate exit. Latch automatically deadlocks when door is closed.

**S290**



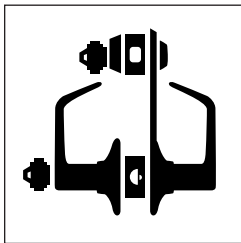
**Single Dummy Trim**

Dummy trim for inside of door. Used for door pull or as matching inactive trim.

CS200-Series

H-Series

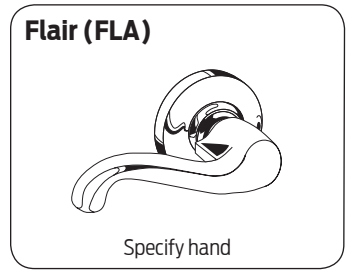
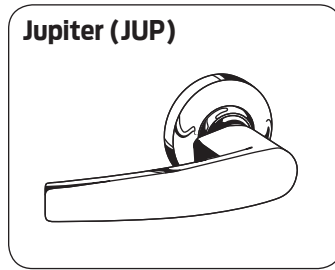
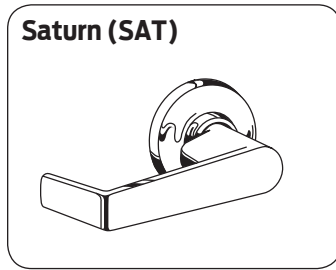
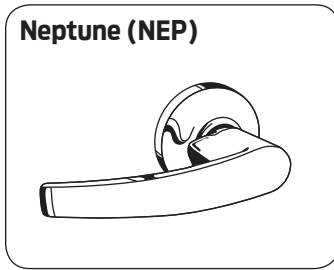
**S270PD**



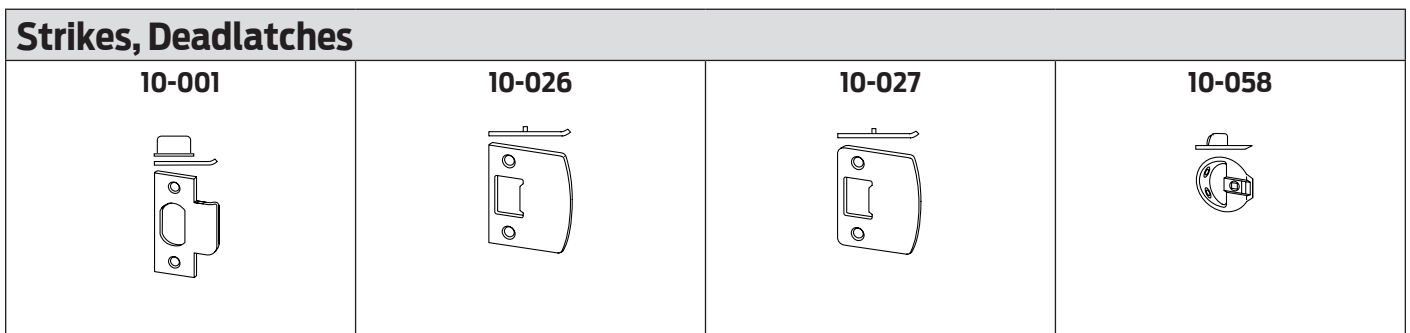
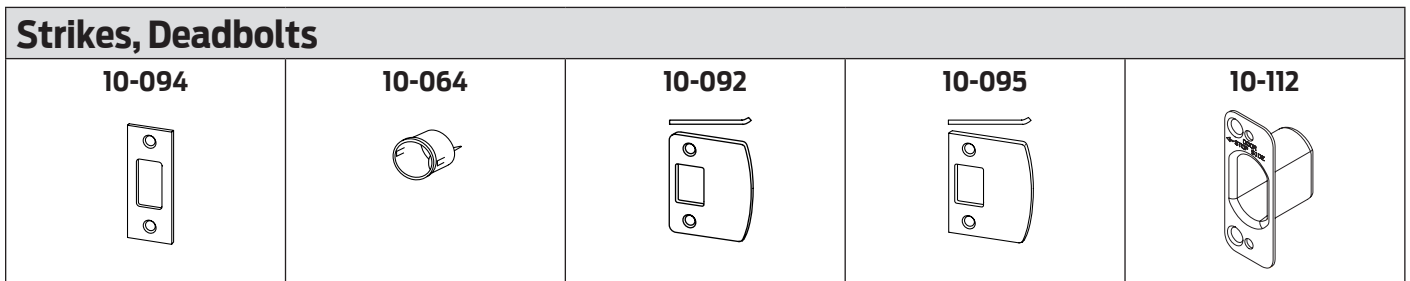
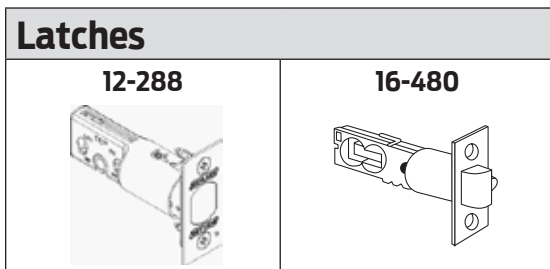
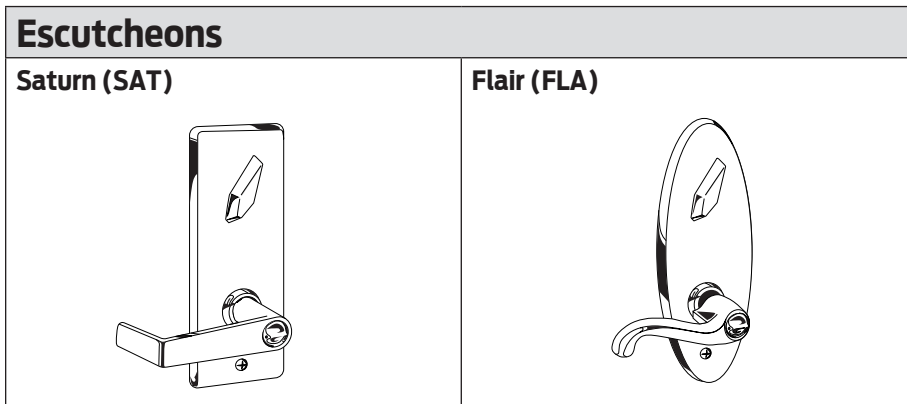
**Classroom Lock**

Deadbolt operated by key from outside or by turn unit from inside. Bolt automatically deadlocks when fully thrown. Outside lever is locked and unlocked by key from outside. Turning inside lever retracts deadbolt and latch simultaneously for immediate exit. Latch automatically deadlocks when door is closed.

S200-4



Commercial Lever Suite					
S200 Lock	S Lock	98/99 Exit	ND Levers	AL Lock	L Lock Levers
Jupiter	Jupiter	07	Athens	Jupiter	07
Neptune	Neptune	17	Sparta	Neptune	17
Saturn	Saturn	06	Rhodes	Saturn	06
Flair	Flair	Asti			Asti




# S200 - Complete Locks

INTERCONNECTED

CS200-Series

H-Series

S200-6

Function	Description	Design and Finishes			Primary Cylinder Adjustments Available Levers Available Finishes		
		SAT JUP NEP  FLA			LD	RD TD*	JD
		626	605 606 609 619 625	613			
<b>Keyless</b>				<b>ALL</b>	<b>SAT JUP NEP</b>		
S290	Single Dummy	274	280	290	<b>605 606 609 613 619 625</b>		
<b>Keyed, Single Cylinder</b>				LD	RD TD	JD	
S210PD	Entrance	419	431	449	-55	+33	-30
<b>Keyed, Double Cylinder</b>				LD CD	RD TD	JD	
S251PD	Entrance	548	560	578	-110	+66	-60
S270PD	Classroom						
S280PD	Storeroom						
<b>Secondary Cylinder Adjustment</b>	<b>EVEREST AND RESTRICTED KEYWAY - DOES NOT APPLY TO PRIMUS</b>						
	EVEREST D & T FAMILY & RESTRICTED KEYWAYS (QUAD, NUMBERED, REVERSE)					+15.00	
	SL Cylinder with Everest B or Everest R keyways					+15.00	
	<b>PRIMUS/PRIMUS XP - ORDER THE LOCK LESS CYLINDER AND THE CYLINDER SEPERATELY (PRICES BELOW)</b>						
	SINGLE KIL EXAMPLE: 1 EA. S210LD & 1 EA. 20-769(-XP)					+123	
	DOUBLE KIL EXAMPLE: 1 EA. S251LD & 1 EA. 20-769(-XP) 1 EA. 20-752(-XP)					+236	
	SINGLE FSIC EXAMPLE: 1 EA. S280JD & 1 EA. 20-740(-XP)					+132	
DOUBLE FSIC EXAMPLE: 1 EA. S251JD & 2 EA. 20-740(-XP)					+264		
*	Temporary cores (TD option) require non-refundable core handling charge (50-231) of \$9.00 and will be added to the price of the lock.						



Deadbolts/Deadlatches				
Combo Part Number	Deadbolt	Deadlatch	Backset - Hsg Dia. - Description	Lock Adjustment
16-481	12-288	16-480	2 3/8" or 2 3/4" - 1" - Square corner, 1" x 2 1/4"	N/C
16-482	12-289	16-204	2 3/8" or 2 3/4" - 1" - Round corner, 1" x 2 1/4"	
16-483	12-291	16-228	2 3/8" or 2 3/4" - 1" - Square corner, 1 1/8" x 2 1/4"	
16-484	12-633	16-132	5" - 1" - Square corner, 1 1/8" x 2 1/4", deadbolt, and square corner, 1" x 2 1/4", deadlatch (Includes G506-815 housing sleeve for latch and bolt for 1 1/8" preparation)	+27.90

Deadbolt Strikes		
Part Number	Lip Length - Description	Lock Adjustment
10-094	N/A - Square corner, 1 1/8" x 2 3/4"	N/C
10-064	N/A - Circular drive-in, thimble strike, 1 3/16" diameter, 494 (626 only)	
10-092	1 1/8" - 1/4" Radius round corner, full lip, no box, 1 5/8" x 2 1/4"	
10-095	1 1/8" - 1/4" Square corner, full lip, no box, 1 5/8" x 2 1/4"	

Deadlatch Strikes		
Part Number	Lip Length - Description	Lock Adjustment
10-001	1 1/8" - Square corner, T-strike, box, 1 1/8" x 2 3/4"	N/C
10-026	1 1/8" - Square corner, full lip, no box, 1 5/8" x 2 1/4"	
10-027	1 1/8" - 1/4" Radius round corner, full lip, no box, 1 5/8" x 2 1/4"	
10-058	1 7/32" - Circular, adjustable, 1 3/4" diameter (605 & 626 only)	

Strike Combinations			
Deadbolt Strike	Deadlatch Strike	Specify Combo Number	Lock Adjustment
10-094	10-001, 1 1/8" Lip	10-109	N/C
10-064	10-001, 1 1/8" Lip	10-251	
10-094	10-026	10-110	
10-064	10-026	10-253	
10-094	10-027	10-111	
10-064	10-027	10-256	
10-092	10-027	10-257	
10-064	10-058	10-258	
10-095	10-026	10-259	

Locks Less Components		
Description	Specify	Lock Adjustment
Less deadbolt	LLL for deadbolt strike Example: S251PD NEP 626 LLL/16-480 10-109	-17.90
Less deadlatch	LLL for deadlatch strike Example: S251PD NEP 626 12-288/LLL 10-109	-20.60
Less deadbolt strike	LLL for deadbolt strike Example: S251PD NEP 626 16-481 LLL/10-001	-2.10
Less deadlatch strike	LLL for deadlatch strike Example: S251PD NEP 626 16-481 10-094/LLL	-4.60

Shaded items are standard components and are furnished with locks unless otherwise specified.

INTERCONNECTED

CS200-Series

H-Series

S200-8

<b>Levers and Related Parts</b>												
Available Finishes - Specify for Listed Parts						605	606	609	613	619	625	626
08-020, 08-027, 08-030						▪	▪	∞	▪	▪	▪	▪
Part Number	Description	Price Each										
08-020*	Lever - keyed, JUP NEP SAT IFLA	<b>\$68.00</b>										
08-027*	Lever - FSIC, JUP NEP SAT	<b>68.30</b>										
08-030*	Lever - FSIC, driver, retainer (converts PD to JD), JUP NEP SAT	<b>82.50</b>										
S605-242	Full size core driver	<b>8.30</b>										
S605-241	Full size core retainer	<b>3.80</b>										
* Specify part number, style & finish. Ex: 08-020 SAT 626												

<b>Escutcheons</b>												
Available Finishes - Specify for Listed Parts						605	606	609	613	619	625	626
08-032, 36-056						▪	▪	∞	▪	▪	▪	▪
Part Number	Description	Price Each										
08-032	Inside escutcheon assembly SAT	<b>\$101.00</b>										
36-056	Outside trim, tie-in escutcheon MET	<b>43.90</b>										

<b>Trim Combinations</b>												
Available Finishes - Specify for Listed Parts						605	606	609	613	619	625	626
68-001, 68-003, 68-004, 08-034, 08-035						▪	▪	∞	▪	▪	▪	▪
Part Number	Description	Price Each										
68-001*	S210 - Outside Chassis, Rose and Lever JUP NEP SAT IFLA	<b>\$95.90</b>										
68-003*	S251, S270 - Outside Chassis and Rose SAT	<b>74.60</b>										
68-004*	S280 - Outside Chassis and Rose SAT											
08-034*	S210, S270, S280 - Inside Chassis and Lever JUP NEP SAT IFLA	<b>102.00</b>										
08-035*	S251 - Inside Chassis and Lever JUP NEP SAT IFLA	<b>114.00</b>										
* Specify part number, style & finish. Ex: 68-001 JUP 626												

<b>Deadbolts</b>												
Available Finishes - Specify for Listed Parts						605	606	609	613	619	625	626
12-288, 12-289, 12-091, 12-633						▪	▪	∞	▪	▪	▪	▪
39-030						▪				▪		
Part Number	Backset - Description	Price Each										
12-288	2 3/8" or 2 3/4" - Square corner, 1" x 2 1/4"	<b>\$32.20</b>										
12-289	2 3/8" or 2 3/4" - Round corner, 1" x 2 1/4"											
12-291	2 3/8" or 2 3/4" - Square corner, 1 1/8" x 2 1/4"	<b>36.50</b>										
12-633	5" - Square corner, 1 1/8" x 2 1/4"	<b>80.60</b>										
39-030	Rabbeted latch and strike kit - adapts square corner latches and 2 3/4" high square corner strikes to 1/2" rabbeted door and frame preparations.	<b>50.50</b>										



Deadlatch													
Available Finishes - Specify for Listed Parts							605	606	609	613	619	625	626
16-480, 16-204, 16-228, 16-132							▪	▪	∞	▪	▪	▪	▪
39-030							▪				▪		
Part Number	Backset - Description						Price Each						
16-480	2 3/8" or 2 3/4" - Square corner, 1" x 2 1/4"						\$31.20						
16-204	2 3/8" or 2 3/4" - Round corner, 1" x 2 1/4"												
16-228	2 3/8" or 2 3/4" - Square corner, 1 1/8" x 2 1/4"												
16-132	5" - Square corner, 1 1/8" x 2 1/4"						40.40						
39-030	Rabbeted latch and strike kit - adapts square corner latches and 2 3/4" high square corner strikes to 1/2" rabbeted door and frame preparations.						48.40						

Deadbolt/Deadlatch Combinations													
Available Finishes - Specify for Listed Parts							605	606	609	613	619	625	626
16-481, 16-482, 16-483, 16-484							▪	▪	∞	▪	▪	▪	▪
Part Number	Backset - Description	Deadbolt	Deadlatch	Price Each									
16-481	2 3/8" or 2 3/4" - Square corner, 1" x 2 1/4"	12-288	16-480	\$63.40									
16-482	2 3/8" or 2 3/4" - Round corner, 1" x 2 1/4"	12-289	16-204	63.40									
16-483	2 3/8" or 2 3/4" - Square corner, 1 1/8" x 2 1/4"	12-291	16-228	67.60									
16-484	5" - Square corner, 1" x 2 1/4"	12-633	16-132	117.70									

Deadbolt Strikes													
Available Finishes - Specify for Listed Parts							605	606	609	613	619	625	626
10-094, 10-064, 10-092, 10-095							▪	▪	∞	▪	▪	▪	▪
Part Number	Lip Length - Description						Price Each						
10-094	N/A - Square corner, 1 1/8" x 2 3/4"						\$12.10						
10-064	N/A - Circular drive-in, thimble strike, 1 3/16" diameter, 494 (626 only)						13.90						
10-092	1 1/8" - 1/4" Radius round corner, full lip, no box, 1 5/8" x 2 1/4"						7.50						
10-095	1 1/8" - Square corner, full lip, no box, 1 5/8" x 2 1/4"												
10-112	N/A - Metal dust box with screws						11.10						

Deadlatch Strikes													
Available Finishes - Specify for Listed Parts							605	606	609	613	619	625	626
10-001, 10-026, 10-027							▪	▪	∞	▪	▪	▪	▪
10-058							▪				▪		
Part Number	Lip Length - Description						Price Each						
10-001	1 1/8" - Square corner, T-strike, box, 1 1/8" x 2 3/4"						\$6.20						
10-026	1 1/8" - Square corner, full lip, no box, 1 5/8" x 2 1/4"						7.20						
10-027	1/4" Radius round corner, full lip, no box, 1 5/8" x 2 1/4"												
10-058	1 7/32" - Circular, adjustable, 1 3/4" diameter, 605 and 626 only						10.40						

Deadbolt/Deadlatch Strike Combinations													
Available Finishes - Specify for Listed Parts							605	606	609	613	619	625	626
10-109, 10-251, 10-110, 10-253, 10-111, 10-256, 10-257, 10-258, 10-259							▪	▪	∞	▪	▪	▪	▪
Part Number	Deadbolt Strike	Deadlatch Strike	Price Each										
10-109	10-094	10-001, 1 1/8" lip	\$18.30										
10-251	10-064	10-001, 1 1/8" lip	20.10										
10-110	10-094	10-026	19.30										
10-253	10-064	10-026	21.10										
10-111	10-094	10-027	19.30										
10-256	10-064	10-027	21.10										
10-257	10-092	10-027	14.70										
10-258	10-064	10-058	24.30										
10-259	10-095	10-026	14.70										

INTERCONNECTED

CS200-Series

H-Series

S200-10

Miscellaneous Parts/Adapters		
Part Number	Description	Price Each
G506-815	1" Long bolt or latch housing sleeve to adapt 7/8" diameter housing to 1" bore	\$6.00
08-000	Interconnect assembly	94.80
F506-867	Rotational stop	4.00

Screws										
Available Finishes - Specify for Listed Parts				605	606	609	613	619	625	626
C603-897, S605-297				▪	▪	∞	▪	▪	▪	▪
Part Number	Description	Type	Size	Price Each						
B502-998*	Mounting, upper cylinder	PFH Cross Recess	10-32 x 2 1/4"	\$1.20						
C603-897*	Latch and strike	PFH Combo	#8 x 3/4"	0.78						
S605-289*	Mounting, lower chassis	PFH	8-32 x 1 1/4"	1.40						
S605-297*	Escutcheon (2 req.)	POH	6-32 x 3/8"	1.50						
* Order in multiples of 100										

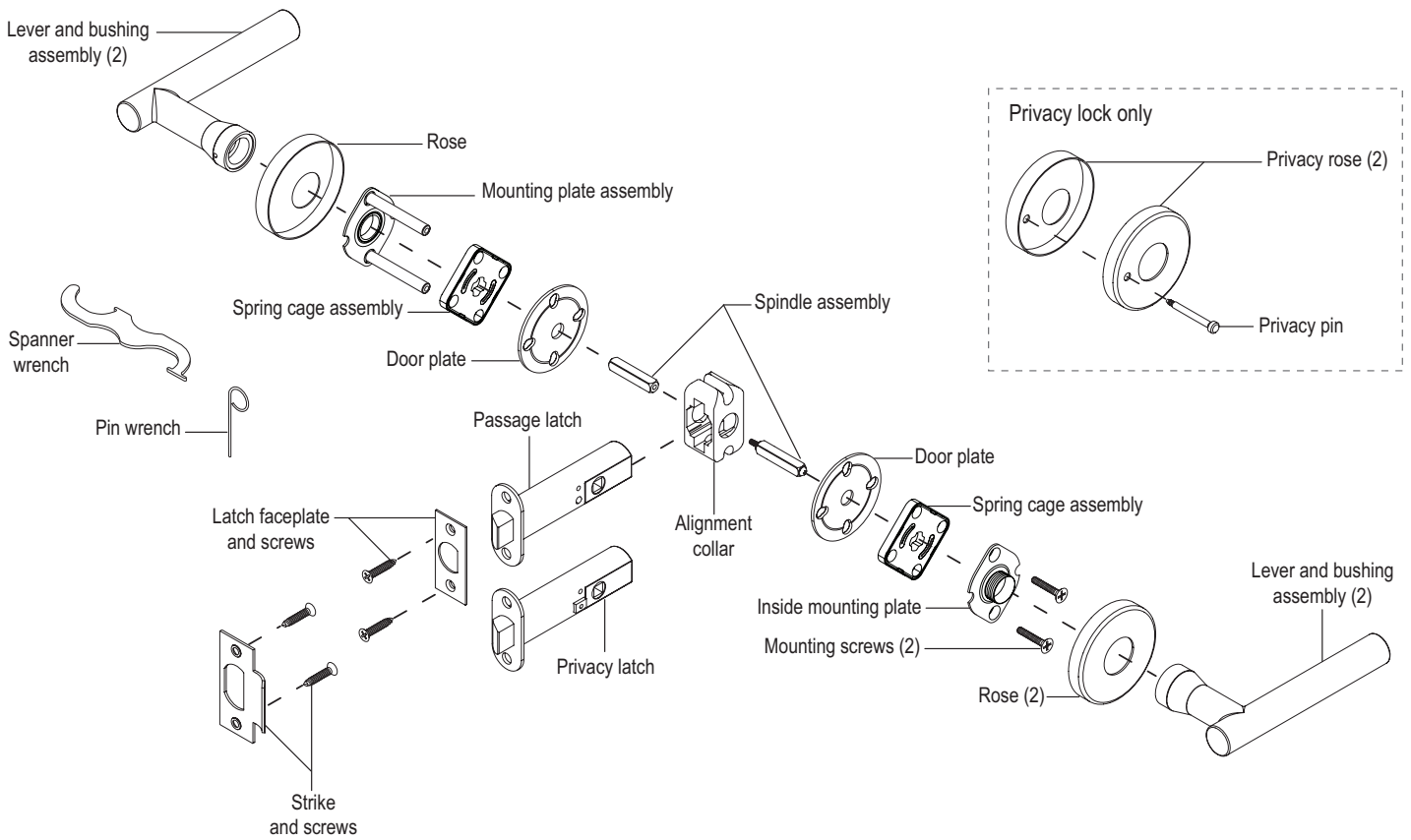
Screw Packs										
Available Finishes - Specify for Listed Parts				605	606	609	613	619	625	626
S306-151				▪	▪	∞	▪	▪	▪	▪
Part Number	Description	Contents		Price Each						
S306-151	Mounting screws	(2) S605-289 (2) B502-998		\$8.70						

Torx Screw Packs										
Available Finishes - Specify for Listed Parts				605	606	609	613	619	625	626
C203-311				▪	▪	∞	▪	▪	▪	▪
Part Number	Description	Contents		Price Each						
C203-311*	Latch and strike (2 req.)	(4) C503-766 (T-15)		\$18.50						
* Torx screw packs are furnished with appropriate T-xx installation tool(s)										

Cylinder Reference Table					
Available Finishes - Specify for Listed Parts				606	626
21-059, 20-752/XP, 20-552/XP, 22-081, 24-769/XP, 24-569/XP					
Part Number	Cylinder Mechanism	Function	Design	Price Each Open	Price Each Restricted
21-059	Conventional	Keyed Levers	All	\$55.00	\$70.00
21-059	Conventional				70.00
20-752	Primus			123.00	
20-752-XP	Primus-XP				123.00
91-722-XP	Everest SL Primus XP (R/B Keyways only)				
20-552	Primus UL437			151.00	
20-552-XP	Primus UL437-XP				
22-081	Conventional - 6-pin	Deadbolts	All	\$55.00	\$70.00
24-769	Primus			123.00	
24-769-XP	Primus-XP				
91-729-XP	Everest SL Primus XP (R/B Keyways only)				123.00
24-569	Primus UL437			151.00	
24-569-XP	Primus UL437-XP				

# LT Series

## GRADE 2 TUBULAR LEVERED LOCK



# LT Levers

## Ordering Procedures

To order Schlage LT locks, descriptive data should be in the same sequence as shown below.

Line Item	Qty	Product	Outside		Inside		Hand	Latch	Strike	Dr Thk	Ext	DIM	Additional Details
			DES	FIN	DES	FIN							
1	10	LT40	M63B	630				THP-8201	10-004	2"			

**Line Item:** Line item number

**Qty:** Quantity

**Product:** Product function

**Outside Des:** Lever design + rose code

**Outside Fin:** Finish

**Inside Des:** Not applicable for the LT Series, leave blank. (mixed trim not available)

**Inside Fin:** Not applicable for the LT Series, leave blank. (mixed trim not available)

**Hand:** Specify RH or LH for single dummy functions only (universal design does not require handing on functions with two levers)

**Latch:** Product latch, leave blank for standard latch or specify part number if non-standard

**Strike:** Product strike, leave blank for standard strike or specify part number if non-standard

**Dr Thk:** Door thickness, leave blank for standard thickness or specify if non-standard (2" maximum)



**Ext:** Not applicable for the LT series, leave blank.

**Dim:** Not applicable for the LT Series, leave blank.

**Additional**

**Details:** Enter any special requirements

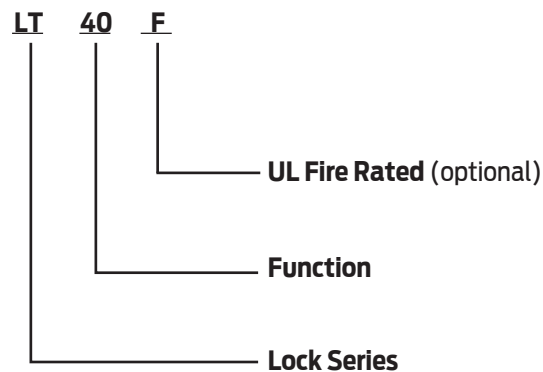
### Common Pricing Information

1.	Locks are furnished with standard features unless otherwise specified.
2.	Door thickness is 1 3/4" unless otherwise specified.
3.	Split finishes and designs are not available for the LT Series.
4.	Engineering specials are denoted by a part number beginning with "X" and are not subject to standard discounting.
5.	 denotes a lock or part that requires an extended lead time.
6.	 denotes a handed product and requires handing to be specified.

**Table of Contents**

<b>Functions</b>	<b>LT-4</b>
<b>Complete Locks</b>	<b>LT-4</b>
<b>Options</b>	<b>LT-8</b>
<b>Parts</b>	<b>LT-9</b>
Levers, Roses, and Latches & Strikes.....	LT-9
Miscellaneous Parts .....	LT-10
<b>How To Order</b>	<b>Forms &amp; Examples</b>

**Product Identification**



**Finish Codes and Descriptions**

<b>Code</b>		<b>Description</b>
605	(US3)	Bright Brass
606	(US4)	Satin Brass
609	(US5)	Antique Brass
619	(US15)	Satin Nickel
625	(US26)	Bright Chromium Plated
626	(US26D)	Satin Chromium Plated
626AM		Antimicrobial Coating on Satin Chromium
629	(US32)	Bright Stainless Steel
630	(US32D)	Satin Stainless Steel
630AM		Antimicrobial Coating on Satin Stainless Steel
643e	(US11)	Aged Bronze

**Standard Features**

Locks are furnished with standard features unless otherwise specified.



Certification	ANSI/BHMA Certified ANSIA156.2-2011, Series 4000, Grade 2. Available UL Listed for 20 minute fire door.
Latch	1 1/8" x 2 1/4", Square corner faceplate, 7/8" housing diameter, 1/2" throw
Strike	1 1/8" x 2 3/4", Square corner, T-strike, Box
Backset	2 3/4" standard, 2 3/8" optional
Door Range	1 3/8" - 1 3/4"

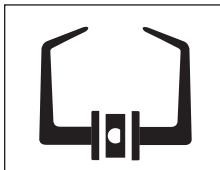
# LT · Functions

ANSI/BHMA Certified A156.2-2011, Series 4000, Grade 2, Available UL listing

## Non-Keyed Locks

SCHLAGE ANSI

### LT10



#### Passage Latch

Both levers always unlocked.

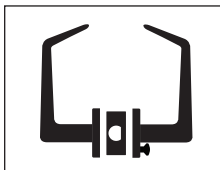
### LT170



#### Single Dummy Trim

Dummy trim for one side of door.

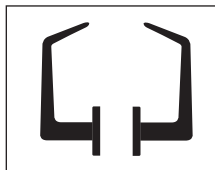
### LT40



#### Privacy Lock

Both levers unlocked unless outside lever locked by push-button on inside rose. Turning inside lever or inserting emergency key into outside rose unlocks outside lever. Restoring feature unlocks outside lever by closing the door.

### LT172



#### Pair Dummy Trim

Dummy trim for both sides of door.

## LT · Complete Locks\*

### Standard Lever Collection\*B or C Rose Trim

LT-Series (B or C Rose Trim) - Standard Levers		Lever Designs								
Function	Description	Standard Lead time: 03, 06, 07, 12, 17, OME								
		⊗: 01, 02, 05, 18, LAT, LON, ACC†, AST†, STA†, MER† † Not available 629, 630								
		Finishes								
		605	606	609	619	625	626	629	630	643e
<b>Keyless Functions</b>										
LT10	Passage	\$225.00								
LT10F	Passage, Firerated	231.00								
LT40	Privacy	237.00								
LT40F	Privacy, Firerated	243.00								
LT170	Single Dummy	107.00								
LT172	Pair Dummy	215.00								

Cast or Forged Lever Designs with Wrought Roses

<p><b>01</b></p>	<p><b>02</b></p>	<p><b>03</b></p>	<p><b>05</b></p>
<p><b>06</b></p> <p>Not available with C Rose</p>	<p><b>07</b></p>	<p><b>12</b></p>	<p><b>17</b></p>
<p><b>18</b></p>	<p><b>LAT</b></p>	<p><b>LON</b></p>	<p><b>OME</b></p>
<p><b>Accent (ACC)</b></p>	<p><b>Asti (AST)</b></p>	<p><b>Merano (MER)</b></p>	

Wrought Rose Designs

<p><b>B</b></p> <p>2 9/16" (65mm) diameter</p>	<p><b>C</b></p> <p>2 5/8" (66mm) diameter</p>
--	---

**Note:** Above images shown with B Rose. Design of LT lock allows the inside and outside levers to be interchanged; as a result, it is not necessary to specify handing.

TUBULAR  
LT-5  
S-Series

TUBULAR

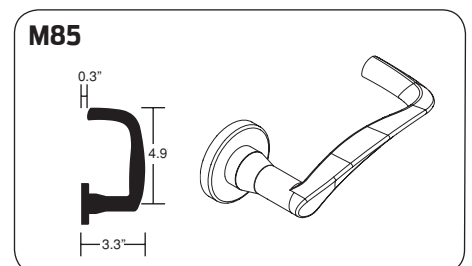
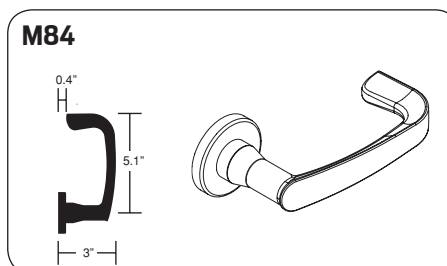
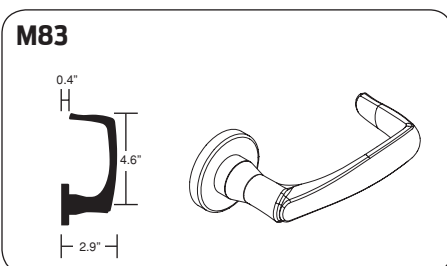
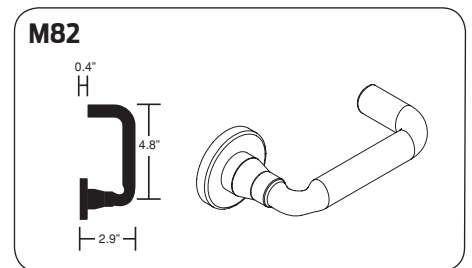
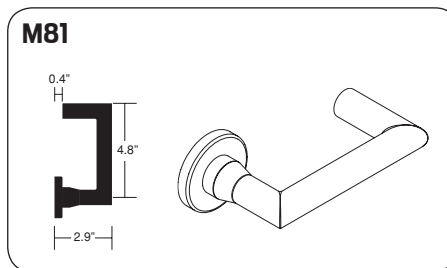
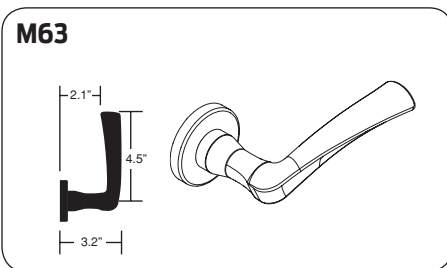
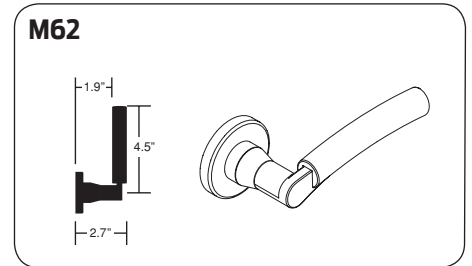
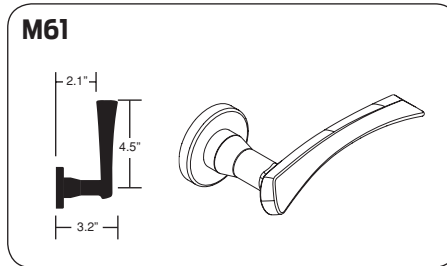
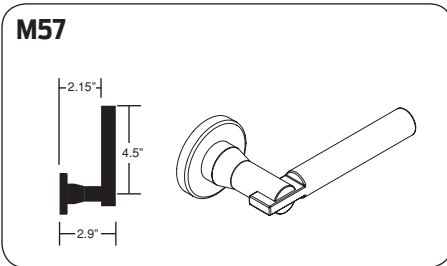
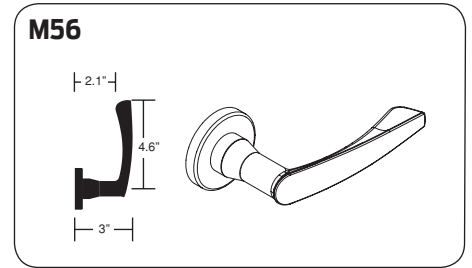
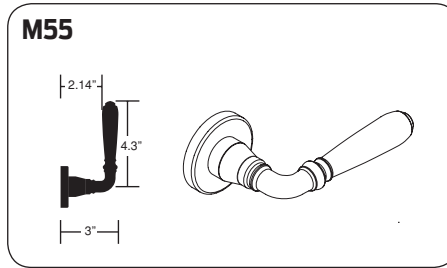
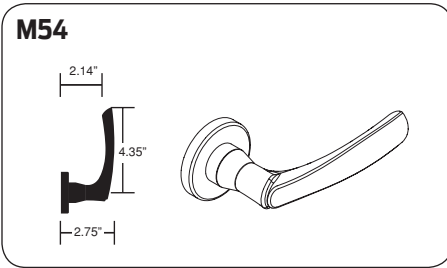
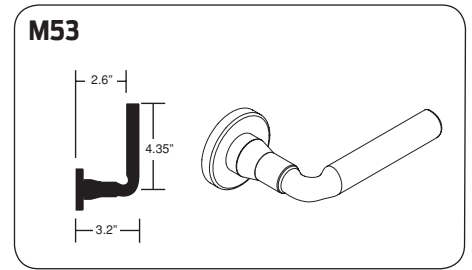
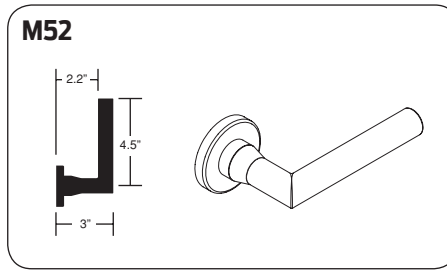
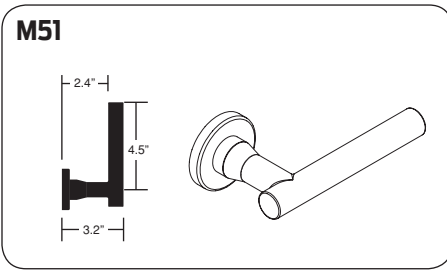
LT-6

S-Series

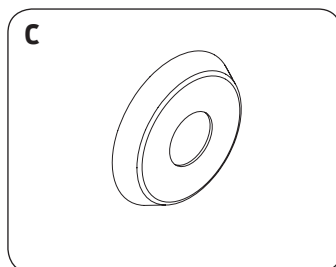
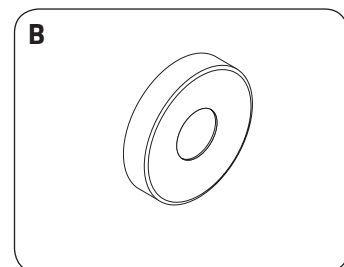
LT-Series (B or C Rose Trim) - M Collection Levers		
Function	Description	Lever Designs
		Standard Lead time: M51, M52, M81 ∞: M53, M54, M55, M56, M57†, M61, M62†, M63, M82, M83, M84, M85 † Available 629 and 630 only
		Finishes
		<b>605 606 609 619 625 626 629 630 643e</b>
Keyless Functions		
LT10	Passage	\$225.00
LT10F	Passage, Firerated	231.00
LT40	Privacy	237.00
LT40F	Privacy, Firerated	243.00
LT170	Single Dummy	107.00
LT172	Pair Dummy	215.00



Cast or Forged Lever Designs with Wrought Roses



Wrought Rose Designs



**Note:** Above images shown with B Rose. Design of LT lock allows the inside and outside levers to be interchanged; as a result, it is not necessary to specify handing except with single dummy function.

TUBULAR

LT-8

S-Series

Latches		
Specify	Description	List Price Adjustment
<b>Non-Firerated Latches</b>		
THP-8301	Passage Latch, 2 3/4" backset. 11/8" x 2 1/4" square faceplate. Standard, typical for > 1 3/4" thick doors.	N/C
THP-8201	Passage Latch, 2 3/8" backset. 1" x 2 1/4" square faceplate. Typical for 1 3/8" thick doors.	
THP-8319	Privacy Latch, 2 3/4" backset. 11/8" x 2 1/4" square faceplate. Standard, typical for > 1 3/4" thick doors.	
THP-8219	Privacy Latch, 2 3/8" backset. 1" x 2 1/4" square faceplate. Typical for 1 3/8" thick doors.	
<b>Firerated Latches</b>		
THP-8301-F	Passage Latch, 2 3/4" backset. 11/8" x 2 1/4" square faceplate. Standard, typical for > 1 3/4" thick doors.	N/C
THP-8201-F	Passage Latch, 2 3/8" backset. 1" x 2 1/4" square faceplate. Typical for 1 3/8" thick doors.	
THP-8319-F	Privacy Latch, 2 3/4" backset. 11/8" x 2 1/4" square faceplate. Standard, typical for > 1 3/4" thick doors.	
THP-8219-F	Privacy Latch, 2 3/8" backset. 1" x 2 1/4" square faceplate. Typical for 1 3/8" thick doors.	

Strikes		
Specify	Description	List Price Adjustment
10-001	Square corner, T-strike, box, 11/8" x 2 3/4", 11/8" lip length (standard strike)	N/C
10-001 xx	Square corner, T-strike, box, 11/8" x 2 3/4", specify lip length (xx) as 1", 1 1/4", 1 1/2", 1 3/4", 2"	\$6.10
10-004	Round corner (1/4" radius), T-strike, box 1 1/8" x 2 3/4", 1 1/8" lip length	N/C
10-025 1316	ANSI, no box, 1 1/4" x 4 7/8", 1 3/16" lip length	13.00
10-025 xx	ANSI, no box, 1 1/4" x 4 7/8", specify lip length as 1 3/8" or 1 1/2"	
K510-066	Box for 10-025 ANSI strike	
10-026	Square corner, full lip, no box, 1 5/8" x 2 1/4", 1 1/8" lip length	
10-027	Round corner (1/4" radius), full lip, no box, 1 5/8" x 2 1/4", 1 1/8" lip length	N/C
C603-623	Box for 10-026 or 10-027 full lip strike	
Ordering instructions: specify desired strike on order only if requesting different from standard		

Non Standard Door Thickness		
Description	Specify	List Price Adjustment
Door thickness	Extension kit for doors > 1 3/4" up to 2" thick, extended equally	9.00
Ordering instructions: Include thickness dimension in order. EX: LT40 06B 626 2" (LT40 function, 06B trim, 626, 2" door thickness)		

Antimicrobial Coating		
Specify	Description	List Price Adjustment
626AM or 630AM	Adds silver-ion based antimicrobial coating to inside and outside lever, bushing, rose, and privacy pin (if applicable)	\$44.20
Ordering instructions: Specify finish as either 626AM or 630AM		

Levers										
Levers & Knobs										
Style	Lever & Knob Design	605	606	609	619	625	626	629	630	643e
Standard	01, 02, 03, 05, 06, 07, 12, 17, 18, OME	▪	▪	▪	▪	▪	▪	▪	▪	▪
	LAT, LON	▪	▪	▪	▪	▪	▪	▪	▪	▪
	ACC, AST, MER, STA	▪	▪	▪	▪	▪	▪	▪	▪	▪
Decorative	M51, M52, M53, M54, M55, M56, M61, M63, M81, M82, M83, M84, M85	▪	▪	▪	▪	▪	▪	▪	▪	▪
	M57, M62	▪	▪	▪	▪	▪	▪	▪	▪	▪
Extended Factory Lead Time specify handing										
Part Number	Description	Standard Levers				Decorative Levers				
09-402	Lever+bushing, inside mounting plate, screw pack, spanner wrench	\$157				\$172				
Ordering instructions: Specify part number, lever style, finish. Ex: 09-402 03 626										

Roses										
Roses										
Available Finishes		605	606	609	619	625	626	629	630	643e
		▪	▪	▪	▪	▪	▪	▪	▪	▪
Part Number	Description	Price Each								
09-403 xx	Passage Rose; specify (xx) as either B or C Rose design	\$88.30								
09-486	Privacy Rose, 'B' design									
09-459	Privacy Rose, 'C' design									
Ordering instructions: Specify part number + finish. Ex: 09-403 B 626										

Latches & Strikes										
Available Finishes		605	606	609	619	625	626	629	630	643e
		▪	▪	▪	▪	▪	▪	▪	▪	▪
Part Number	Description	Price Each								
Springlatches										
THP-8301-CH	Passage Latch Assembly, 2 3/4" backset, 1 1/8" x 2 1/4" square faceplate. Typical for > 1 3/4" doors. Includes screws.	\$56.40								
THP-8301-F-CH	Passage Latch Assembly, 2 3/4" backset, 1 1/8" x 2 1/4" square faceplate. Typical for > 1 3/4" doors. Includes screws. UL-20 minute fire-rated.	59.60								
THP-8201-CH	Passage Latch Assembly, 2 3/8" backset, 1" x 2 1/4" square faceplate. Typical for 1 3/8" doors. Includes screws.	56.40								
THP-8201-F-CH	Passage Latch Assembly, 2 3/8" backset, 1" x 2 1/4" square faceplate. Typical for 1 3/8" doors. Includes screws. UL 20 minute fire-rated.	61.80								
THP-8319-CH	Privacy Latch Assembly, 2 3/4" backset, 1 1/8" x 2 1/4" square faceplate. Typical for > 1 3/4" doors. Includes screws.	56.40								
THP-8319-F-CH	Privacy Latch Assembly, 2 3/4" backset, 1 1/8" x 2 1/4" square faceplate. Typical for > 1 3/4" doors. Includes screws. UL 20 minute fire-rated.	61.80								
THP-8219-CH	Privacy Latch Assembly, 2 3/8" backset, 1" x 2 1/4" square faceplate. Typical for 1 3/8" doors. Includes screws.	56.40								
THP-8219-F-CH	Privacy Latch Assembly, 2 3/8" backset, 1" x 2 1/4" square faceplate. Typical for 1 3/8" doors. Includes screws. UL 20 minute fire-rated.	61.80								
Strikes										
10-001	Square corner, T-strike, box, 1 1/8" x 2 3/4", 1 1/8" lip length (standard strike)	\$6.20								
10-001 xx	Square corner, T-strike, box, 1 1/8" x 2 3/4", specify lip length (xx) as 1", 1 1/4", 1 1/2", 1 3/4", 2"	12.90								
10-004	Round corner (1/4" radius), T-strike, box 1 1/8" x 2 3/4", 1 1/8" lip length	9.60								
10-025 1316	ANSI, no box, 1 1/4" x 4 7/8", 1 3/16" lip length	13.60								
10-025 xx	ANSI, no box, 1 1/4" x 4 7/8", specify lip length as 1 3/8" or 1 1/2"	39.50								
K510-066	Box for ANSI strike (finish not applicable)	6.30								
10-026	Square corner, full lip, no box, 1 5/8" x 2 1/4", 1 1/8" lip length	7.20								
10-027	Round corner (1/4" radius), full lip, no box, 1 5/8" x 2 1/4", 1 1/8" lip length									
C603-623	Box for 10-026 or 10-027 full lip strike (finish not applicable)	0.58								
Ordering Instructions: Specify part number and finish. if applicable.										

TUBULAR

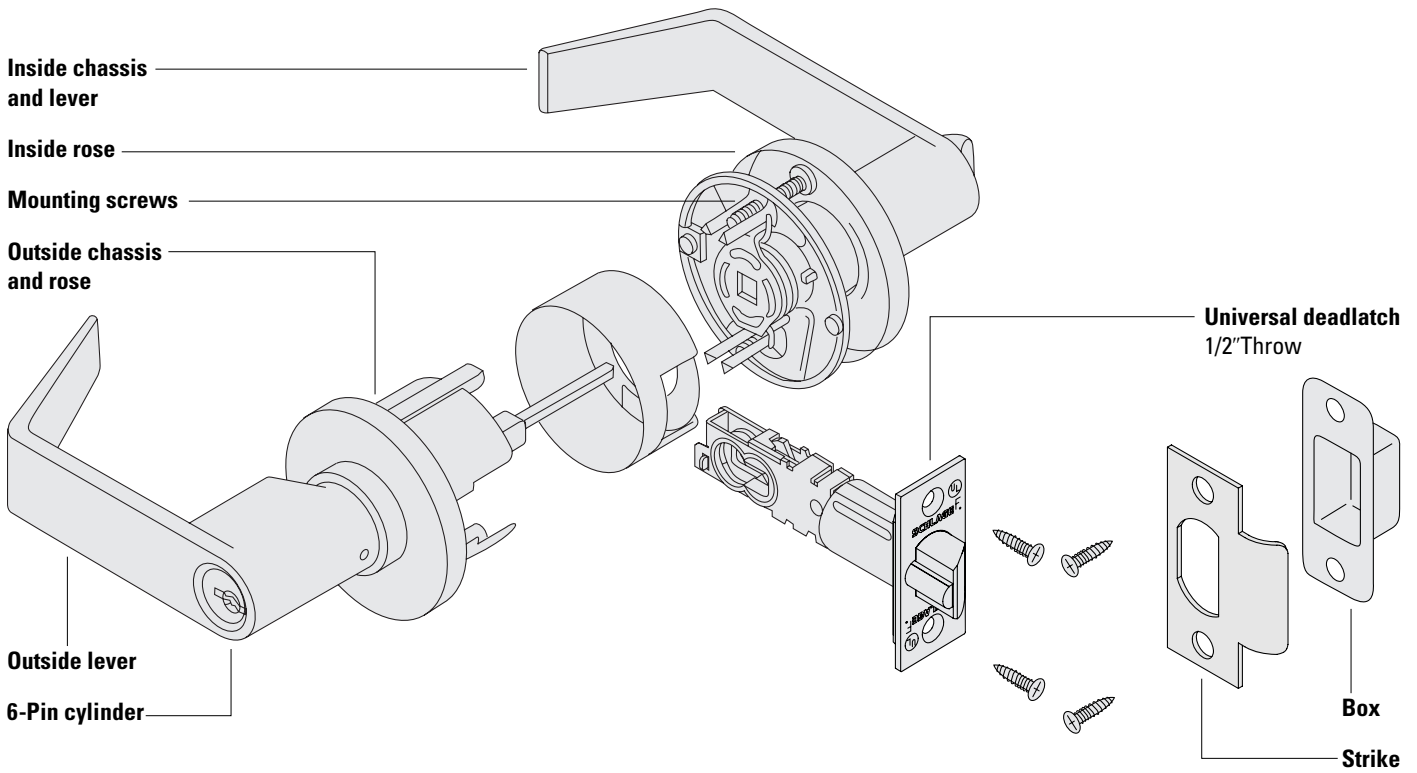
LT-10

S-Series

Miscellaneous Parts		Available Finishes								
		605	606	609	619	625	626	629	630	643e
Part Number	Description	Price Each								
THP-022	Privacy Pin	<b>\$19.20</b>								
THP-021	Privacy Pin Stand off (for > 1 3/4" to 2" thick doors) (finish not applicable)	<b>5.60</b>								
THP-S88806-IR	Spindle Assembly (finish not applicable)	<b>18.00</b>								
L583-685	Latch Alignment Collar (finish not applicable)	<b>17.40</b>								
L283-031	Inside Mounting Plate	<b>33.90</b>								
L283-340	Outside Mounting Plate Assembly, 1 3/8" - 1 3/4" thick doors (finish not applicable)	<b>33.90</b>								
L283-378	Outside Mounting Plate Assembly, > 1 3/4" - 2" thick doors (finish not applicable)	<b>39.50</b>								
L283-341	LT Springcage (finish not applicable)	<b>20.30</b>								
L583-682	Door Plate (finish not applicable)	<b>13.60</b>								
L583-684	Dummy Springcage for LT0170 & LT0172 functions (finish not applicable)	<b>27.10</b>								
L583-708	wrench, pin (emergency pin for privacy function) (finish not applicable)	<b>2.30</b>								
B202-517	Strike and Latch Screws (4 screw total)	<b>7.20</b>								
L583-584	Mounting Plate screws (requires 2 per lock)	<b>3.30</b>								
Ordering Instructions: Specify part number and finish, if applicable										

# S Levers

## GRADE 2 TUBULAR LEVERED LOCK



# S Levers

## Ordering Procedures

To order Schlage products, descriptive data should be in the same sequence as shown below.

Line Item	Qty	Product	Outside		Inside		Hand	Latch	Strike	Dr Thk	Ext	DIM	Additional Details
			DES	FIN	DES	FIN							
1	10	S51PD	FLA	626	FLA	613	RH	16-204	10-025			1316	KA

**Line Item:** Line item number

**Qty:** Quantity

**Product:** Product function + cylinder code

**Outside Des:** Outside lever design

**Outside Fin:** Outside finish

**Inside Des:** Inside lever design, specify only if different from the outside lever design

**Inside Fin:** Inside lever finish, specify only if different from the outside finish

**Hand:** Hand of door, specify only for Flair (FLA) lever design

**Latch:** Product latch, leave blank for standard latch or specify part number if non-standard latch is required. LLL = less latch

**Strike:** Product strike, leave blank for standard strike or specify part number if non-standard strike is required. LLL = less strike

**Dr Thk:** Door thickness, leave blank (S lock only has standard compatibility with 1 3/8" -2" doors except for S40D, 1 3/8" - 17/8")

**Ext:** Extension, leave blank for S lock

**Dim:** Dimension, enter only for non-standard strike lip length

**Additional**

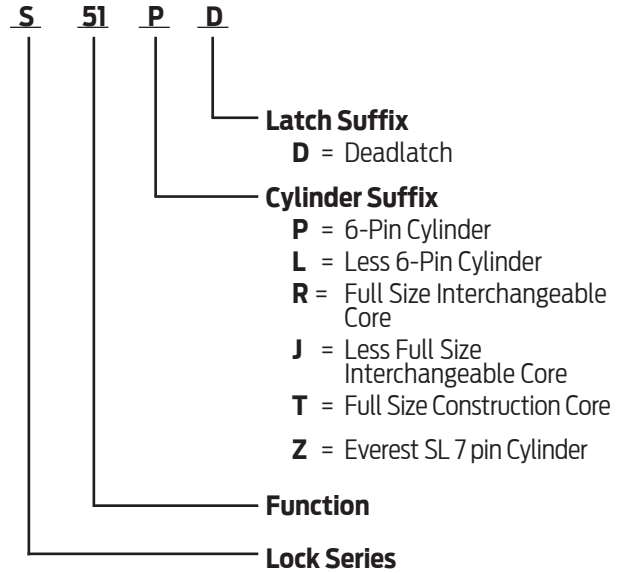
**Details:** Enter additional detail for keying information or special requirements

Common Pricing Information	
1.	Locks are furnished with standard features unless otherwise specified.
2.	Door thickness is 1 3/4" unless otherwise specified.
3.	Split finishes and designs will be priced at the highest list price of the design and/or finish.
4.	Engineering specials are denoted by a part number beginning with "X" and are not subject to standard discounting.
5.	⌚ denotes a lock or part that requires an extended lead time.
6.	👤 denotes a handed product and requires handing to be specified.
7.	For all restricted keyways (Everest D, Everest 29 T, Quad, Numbered, Reversed) add \$15.00. This does not apply to Primus cylinders. See Terms and Conditions for ordering information and requirements.
8.	Locks, keys and cylinders containing restricted keyways require additional documentation to order. Please see Terms and Conditions for the specific requirements.
9.	Keyway must be specified for keyed functions and cylinders. If not specified, default keyway will be S123 for KA, KD and 0-bitted product and S145 for Factory managed masterkey systems.
10.	Multiple keying options are available. Locks and cylinders are furnished KD unless otherwise specified or excepted by notation.
11.	Control Keys for permanent and construction cores are not included with the lock or cylinder and must be ordered separately.
12.	Locks specified with "C" keyway and KD or 0-bitted will receive 6 pin cylinders.
13.	Full Size Interchangeable Cores (FSIC) are furnished 1-bitted unless otherwise specified. If 0-bitted is selected, the order will be entered as 1-bitted. This does not apply to FSIC Primus® cores.
14.	Conventional cylinders, Primus cylinders (conventional and FSIC) can be supplied 0-bitted. If 1-bitted is selected, the order will be entered as 0-bitted.
15.	Available plug face finishes are 606 and 626. For brass or bronze finish colors, the plug face finish is 606. For chrome, nickel or stainless steel finish colors, the plug face finish is 626.
16.	Locks and cylinders will be furnished with 2 keys each as standard. Additional keys will be charge at the additional cut keys charge appropriate for the cylinder/key type

**Table of Contents**

<b>Functions</b>	<b>S-4</b>
<b>Complete Locks</b>	<b>S-5</b>
<b>Options</b>	<b>S-7</b>
DeadLatches .....	S-7
Strikes .....	S-7
Locks Less Components .....	S-7
Tactile Warning and Tamper Resistant Torx® Screws .....	S-7
<b>Parts</b>	<b>S-8</b>
Levers, Roses, and Chassis Parts .....	S-8
Latches & Strikes .....	S-8
Adapters .....	S-9
Screws .....	S-9
Standard Screw Packs .....	S-9
Torx Screw Packs .....	S-9
Special Parts .....	S-9
Cylinders .....	S-10
<b>Complete Cylinders</b>	<b>See Cylinders Section</b>
<b>How To Order</b>	<b>Forms &amp; Examples</b>

**Product Identification**



**Finish Codes and Descriptions**

Code		Description
605	(US 3)	Bright Brass
606	(US 4)	Satin Brass
609	(US 5)	Antique Brass
613	(US 10B)	Oil Rubbed Bronze
619	(US 15)	Satin Nickel
625	(US 26)	Bright Chromium Plated
626	(US 26D)	Satin Chromium Plated

**Standard Features**

Certification	ANSI/BHMA Certified A156.2-2011, Series 4000, Grade 2, UL Listed for 3-hour fire door.
Latch	1" x 2 1/4", Square corner faceplate, 7/8" housing diameter, 1/2" throw
Strike	1 1/8" x 2 3/4", Square corner, T-strike, box
Backset	Dual backset latch, fits either 2 3/8" or 2 3/4" backsets
Cylinder	6-Pin solid brass, keyed 6-pin, S123 keyway, keyed different (KD)
Door Range	1 3/8" – 2" (except S40D: 1 3/8" – 1 7/8")
Keys	Two nickel silver cut keys per lock, 6-pin, S123 section



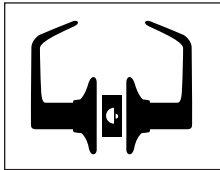
# S · Functions

ANSI/BHMA Certified A156.2-2011, Series 4000, Grade 2, UL Listed for 3-hour fire door.

## Non-Keyed Locks

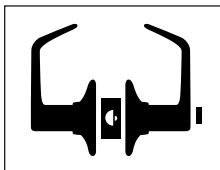
SCHLAGE ANSI

**S10D F75**



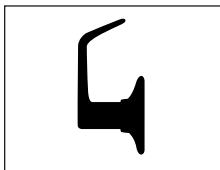
**Passage Latch**  
Both levers always unlocked.

**S40D F76**



**Bath/Bedroom Privacy Lock**  
Push-button locking. Can be unlocked from outside with small circular tool. Turning inside lever releases button. Closing the door does not release button (restoring).

**S170**

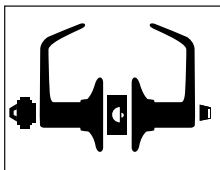


**Single Dummy Trim**  
Dummy trim for one side of door. Used for door pull or as matching inactive trim.

## Keyed Locks

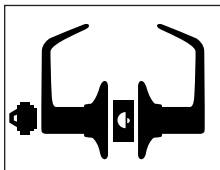
SCHLAGE ANSI

**S51PD F81**



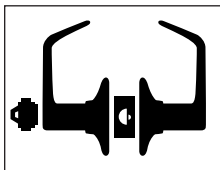
**Entrance Lock**  
Outside lever locked and unlocked by key or by thumbturn inside. Inside lever always unlocked for immediate egress. Turning inside lever does not unlock outside lever.

**S70PD F84**



**Classroom Lock**  
Outside lever locked and unlocked by key. Inside lever always unlocked for immediate egress.

**S80PD F86**



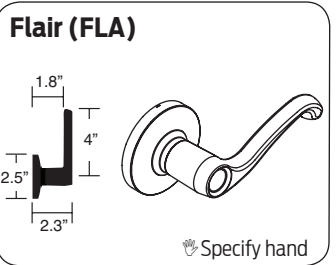
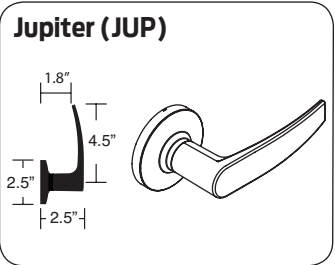
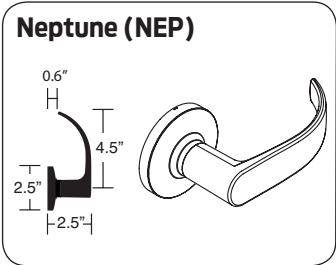
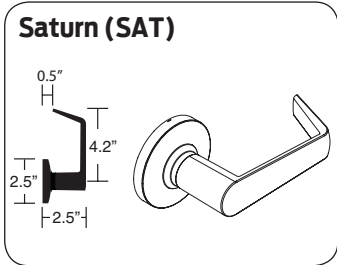
**Storeroom Lock**  
Outside lever fixed. Entrance by key only. Inside lever always unlocked for immediate egress.

TUBULAR

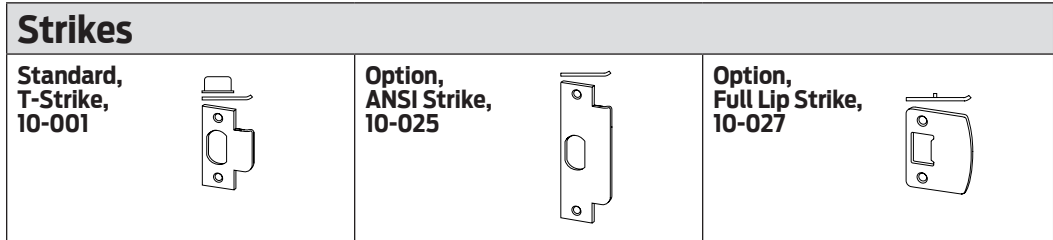
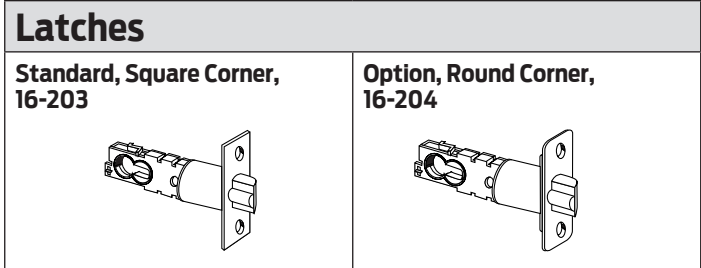
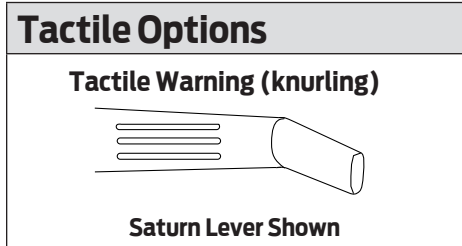
LT-Series

S-4





Commercial Lever Suite				
S Lock (tubular)	L Lock (mortise)	ND Lock (cylindrical)	AL Lock (cylindrical)	Von Duprin (Exit Devices)
Saturn	06	Rhodes	Saturn	06
Neptune	17	Sparta	Neptune	17
Jupiter	07	Athens	Jupiter	07
Flair	Asti			Asti





# S - Complete Locks

TUBULAR

LT-Series

S-6

Function	Description	Designs and Finishes			PRIMARY CYLINDER ADJUSTMENTS			
		SAT NEP JUP FLA 			LD = Less standard 6-pin cylinder			
		626	605 606 619 625 609	613	JD = Less Full Size Core			
					RD = FSIC (Full Size Interchangeable Core)			
					TD* = Full Size Construction Core			
<b>Keyless</b>					SAT NEP JUP FLA 	SAT NEP JUP		
S10D	Passage	\$173	\$185	\$203				
S40D	Privacy	214	226	244				
S170	Single Dummy	81	87	97				
<b>Keyed, Single Cylinder</b>					LD	JD	RD	TD*
S51PD	Entrance	\$271	\$283	\$301	-55	-30	+33	
S70PD	Classroom							
S80PD	Storeroom							
Notes	For all restricted keyways (Everest D, Everest 29 T, Quad, Numbered, Reversed) add \$15.00. This does not apply to Primus cylinders. See Terms and Conditions for ordering information and requirements.							
	SL Cylinder with Everest B or Everest R keyways add \$15.00.							
*	Full size construction core locks are assessed a one-time non-refundable handling charge (50-231) per core							
Ordering instructions: To change cylinder type from default 6-pin standard, change lock suffix as appropriate. Ex: S51JD for S51 function less full size core.								

## Primus / Primus XP - available through specific channels based on security levels. See Terms & Conditions for details.

Specify	Description	Price Each
<b>Primus Cylinders</b>		
LD Suffix	Order lock less cylinder; order Primus cylinder 20-752 separately	<b>-\$55 (deduct from lock price)</b>
20-752	Primus Cylinder	<b>123</b>
<b>Full-Size Interchangeable Primus Core</b>		
JD Suffix	Order lock less full size core; order Primus core 20-740 separately	<b>-\$30 (deduct from lock price)</b>
20-740	Full-size interchangeable Primus core	<b>132</b>
Ordering instructions: Add suffix to lock function, order Primus cylinder separately.		

<b>DeadLatches</b>		
<b>Specify</b>	<b>Description</b>	<b>List Price Adjustment</b>
16-203	Adjustable 2 3/8" or 2 3/4" backset, 1" x 2 1/4" square corner (standard latch) (includes A501-878 latch adapter for 1 1/8" prep & G506-815 sleeve for 1" housing)	<b>N/C</b>
16-204	Adjustable 2 3/8" or 2 3/4" backset, 1" x 2 1/4" round corner (1/4" radius)	
16-132	5" backset, 1" x 2 1/4" square corner (includes A501-897 latch adapter for 1 1/8" prep & G506-815 sleeve for 1" housing)	<b>\$8.30</b>
Ordering instructions: specify desired latch on order only if requesting different from standard.		

<b>Strikes</b>		
<b>Specify</b>	<b>Description</b>	<b>List Price Adjustment</b>
10-001	Square corner, T-strike, box, 1 1/8" x 2 3/4", 1 1/8" lip length (standard strike)	<b>N/C</b>
10-001 xx	Square corner, T-strike, box, 1 1/8" x 2 3/4", specify lip length (xx) as 1", 1 1/4", 1 1/2", 1 3/4", 2"	<b>\$6.20</b>
10-004	Round corner (1/4" radius), T-strike, box 1 1/8" x 2 3/4", 1 1/8" lip length	<b>N/C</b>
10-025 1316	ANSI, no box, 1 1/4" x 4 7/8", 1 3/16" lip length	
10-025 xx	ANSI, no box, 1 1/4" x 4 7/8", specify lip length as 1 3/8" or 1 1/2"	<b>12.50</b>
K510-066	Box for ANSI strike	<b>N/C</b>
10-026	Square corner, full lip, no box, 1 5/8" x 2 1/4", 1 1/8" lip length	
10-027	Round corner (1/4" radius), full lip, no box, 1 5/8" x 2 1/4", 1 1/8" lip length	
Ordering instructions: specify desired strike on order only if requesting different from standard.		

<b>Locks Less Components</b>		
<b>Description</b>	<b>Specify</b>	<b>List Price Adjustment</b>
Less standard cylinder	LD cylinder suffix Example: S5ILD Sat 626	<b>-\$55.00</b>
Less deadlatch	LLL for latch Example: S5IPD Sat 626 LLL 10-001	<b>-17.80</b>
Less strike	LLL for strike Example: S5IPD Sat 626 16-203 LLL	<b>-3.90</b>
Ordering instructions: specify on order only if requesting different from standard.		

<b>Tactile Warning and Tamper Resistant Torx® Screws</b>		
<b>Specify</b>	<b>Description</b>	<b>List Price Adjustment</b>
'8' lever prefix	Tactile warning applied to outside lever; specify lever design as 8SA for tactile on Saturn lever, 8JU for tactile on Jupiter, etc.	<b>\$39.10</b>
Torx screws	Tamper-resistant Torx screws; specify under "additional details"	<b>16.00</b>

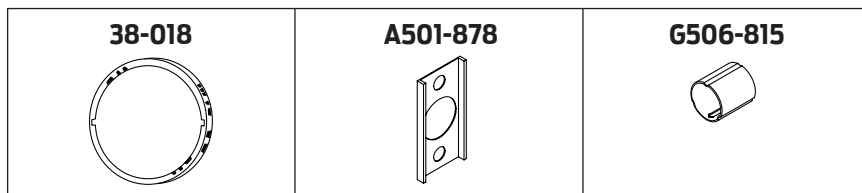
TUBULAR

LT-Series

S-8

Levers, Roses, and Chassis Parts		605	606	609	613	625	626
Available Finishes		▪	▪	⌚	▪	▪	▪
Part Number	Description	Price Each					
<b>Inside Chassis &amp; Lever Assembly, Inside Rose</b>							
68-011 xxx	Inside chassis & lever assembly for S10, S70, S80 function. Specify (xxx) as SAT NEP JUP FLA ⌚ lever design	<b>\$98.20</b>					
68-012 xxx	Inside chassis & lever assembly for the S40 function. Specify (xxx) as SAT NEP JUP FLA ⌚ lever design	<b>108.00</b>					
68-013 xxx	Inside chassis & lever assembly for the S51 function. Specify (xxx) as SAT NEP JUP FLA ⌚ lever design						
08-021	Rose for inside chassis & lever assembly	<b>23.90</b>					
<b>Outside Chassis, Rose and Lever (NON-KEYED)</b>							
68-001 xxx	Outside chassis, rose & lever assembly for the S10 function. Specify (xxx) as SAT NEP JUP FLA ⌚ lever design	<b>\$95.90</b>					
68-002 xxx	Outside chassis, rose & lever assembly for the S40 function. Specify (xxx) as SAT NEP JUP FLA ⌚ lever design	<b>95.80</b>					
<b>Outside Chassis &amp; Rose (KEYED)</b>							
68-003	Outside chassis and rose assembly for S51 and S70 function. Requires outside lever (see section below)	<b>\$74.60</b>					
68-004	Outside chassis and rose assembly for S80 function. Requires outside lever (see section below)						
<b>Outside Keyed Lever, Standard Cylinder</b>							
08-020 xxx	Outside lever for use with standard cylinder. specify (xxx) as SAT NEP JUP FLA ⌚	<b>\$68.00</b>					
<b>Outside Keyed Lever, Interchangeable Core, and Related Parts</b>							
08-027 xxx	Full size core lever, specify (xxx) as SAT NEP JUP only	<b>\$68.30</b>					
08-030 xxx	Full size core lever, driver, retainer (converts PD to JD). Specify (xxx) as SAT NEP JUP only	<b>82.50</b>					
S605-241	Full size core retainer	<b>3.80</b>					
S605-242	Full size core driver	<b>8.30</b>					
Ordering Instructions: Specify part number and finish.							

Latches & Strikes		605	606	609	613	625	626
Available Finishes		▪	▪	⌚	▪	▪	▪
Part Number	Description	Price Each					
<b>Deadlatches</b>							
16-203	Adjustable 2 3/8" or 2 3/4" backset, 1" x 2 1/4" square corner (standard latch) (includes A501-878 latch adapter for 1 1/8" prep & G506-815 sleeve for 1" housing)	<b>\$32.50</b>					
16-204	Adjustable 2 3/8" or 2 3/4" backset, 1" x 2 1/4" round corner (1/4" radius)						
16-132	5" backset, 1" x 2 1/4" square corner (includes A501-897 latch adapter for 1 1/8" prep & G506-815 sleeve for 1" housing)	<b>42.10</b>					
39-030	Rabbeted latch and strike kit, 605 and 626 finish only (adapts square corner & 2 3/4" high square corner strikes to 1/2" rabbeted door and frame preps)	<b>50.50</b>					
<b>Strikes</b>							
10-001	Square corner, T-strike, box, 1 1/8" x 2 3/4", 1 1/8" lip length (standard strike)	<b>\$6.20</b>					
10-001 xx	Square corner, T-strike, box, 1 1/8" x 2 3/4", specify lip length (xx) as 1", 1 1/4", 1 1/2", 1 3/4", 2"	<b>12.90</b>					
10-004	Round corner (1/4" radius), T-strike, box 1 1/8" x 2 3/4", 1 1/8" lip length	<b>10.00</b>					
10-025 1316	ANSI, no box, 1 1/4" x 4 7/8", 1 3/16" lip length	<b>13.60</b>					
10-025 138	ANSI, no box, 1 1/4" x 4 7/8", 1 3/8" lip length	<b>38.00</b>					
K510-066	Box for ANSI strike	<b>6.30</b>					
10-026	Square corner, full lip, no box, 1 5/8" x 2 1/4", 1 1/8" lip length	<b>7.20</b>					
10-027	Round corner (1/4" radius), full lip, no box, 1 5/8" x 2 1/4", 1 1/8" lip length						
Ordering Instructions: Specify part number and finish.							



<b>Adapters</b>		605	606	609	613	625	626
<b>Available Finishes</b>		▪	▪	▪ ⌚	▪	▪	▪
<b>Part Number</b>	<b>Description</b>	<b>Price Each</b>					
38-018	Thin door extension ring (2 required per lock)	<b>\$11.40</b>					
A501-878	Latch front adapter (use with 1" faceplate in 1 1/8" door prep). Order in multiples of 100. Finish not applicable.	<b>0.70</b>					
G506-815	1" long latch housing sleeve to adapt 7/8" diameter housing to 1" bore. Finish not applicable.	<b>6.10</b>					
Ordering Instructions: Specify part number and finish if applicable.							

<b>Screws</b>		605	606	609	613	625	626
<b>Available Finishes</b>		▪	▪	▪ ⌚	▪	▪	▪
<b>Part Number</b>	<b>Description</b>	<b>Price Each</b>					
<b>Individual Screws</b>							
C603-256	ANSI Strike screws, PFH combo, 12-24 x 1"	<b>\$0.92</b> (order multiples of 100)					
C603-897	Latch or standard strike screws, PFH combo, 8-32 x 3/4"	<b>0.78</b> (order multiples of 100)					
F506-278	Mounting screws, RPH Machine, 8-32 x 1 1/2" (finish not applicable)	<b>1.00</b> (order multiples of 100)					
F506-237	Mounting screws, wood, #8 x 3/4" (finish not applicable)	<b>0.74</b> (order multiples of 100)					
PFH = Phillips Flat Head RPH = Round Phillips Head							
<b>Screw Packs</b>							
<b>Part Number</b>	<b>Description</b>	<b>Price Each</b>					
S306-180	Mounting Screws, S170 (finish not applicable)      Contains: (2) S506-960	<b>4.40</b>					
S306-182	Mounting Screws, latch & strike      Contains: (2) F506-278 (4) C603-897 (1) M504-271	<b>10.20</b>					
S306-183	Mounting screws, latch & ANSI Strike      Contains: (2) F506-278 (4) C603-256 (2) C603-897 (1) M504-271	<b>10.20</b>					
<b>Torx Screw Packs</b>							
C203-311	Latch and standard strike      Contains: (4) C503-766 (T-15)	<b>18.50</b>					
C203-312	Latch and ANSI strike      Contains: (2) C503-766 (T-15) (2) L583-371 (T-20)						
Notes	Torx screw packs are furnished with the appropriate T-xx installation tool(s)						
Ordering Instructions: Specify part number and finish if applicable.							

<b>Special Parts</b> ⌚ <b>Extended Lead Time</b> <b>Not subject to standard discount terms</b>		605	606	609	613	625	626
<b>Available Finishes</b>		▪	▪	▪ ⌚	▪	▪	▪
<b>Part Number</b>	<b>Description</b>	<b>Price Each</b>					
XQ07-351	10-025 strike, 7/8" flat lip	<b>\$25.90</b>					
XQ07-351 xxx	10-025 strike, lips through 6" (except 7/8", 1 3/16", 1 3/8" and 1 1/2"). Specify (xxx) lip length in part number	<b>125.00</b>					
Ordering Instructions: Specify part number and finish.							

# S - Parts

TUBULAR

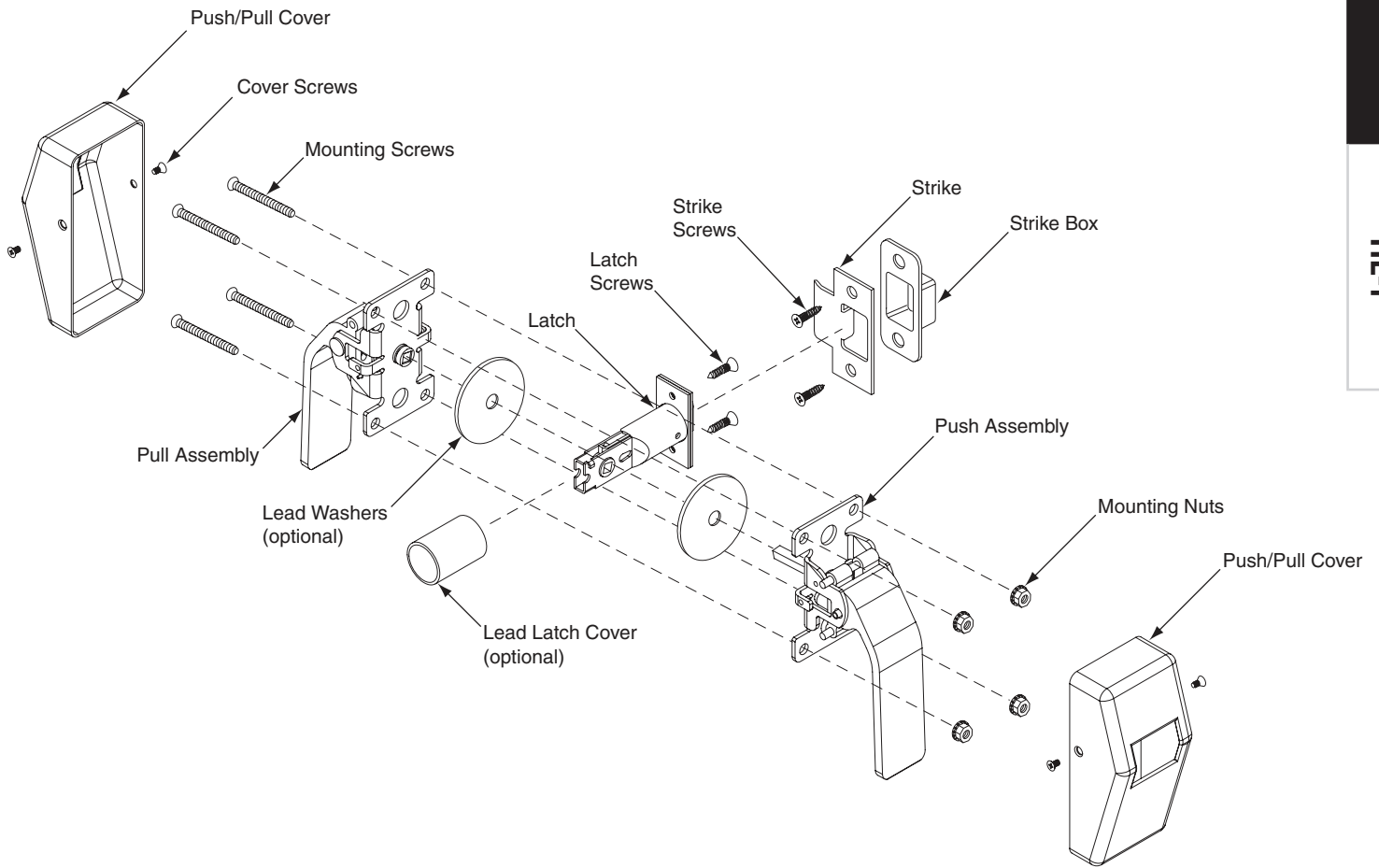
LT-Series

S-10

Cylinder Reference				
Cylinder Mechanism	Design	Complete Cylinder	Price Each	
			Open	Restricted
Conventional	Keyed Levers	21-059	\$55.00	\$70.00
Everest SL (R/B Keyways only)		91-007		70.00
Primus®		20-752	123.00	
Primus XP		20-752-XP	123.00	
Everest SL Primus XP (R/B Keyways only)		91-722-XP		123.00
Primus UL437		20-552	151.00	
Primus UL437-XP		20-552-XP	151.00	

# HL6/PL7/PL8 Series

## HOSPITAL LATCH, TUBULAR AND MORTISE



(Tubular model shown)

# Hospital Latch

## Ordering Procedures

To order Schlage Hospital Latch product, descriptive data should be in the same sequence as shown below

	Line Item	Qty	Function-Backset	Finish	Option	Engraving	Strike
Tubular (bored)	1	10	HL6-5	626	B	E6	A
Mortise	1	10	HL6-9070	626	B	E6	BT

**Line Item** Line item number

**Qty** Quantity

**Function - Backset** Tubular Model: HL6 (passage), PL7 (privacy, thumbturn on push side), PL8 (privacy, thumbturn on pull side)  
 Tubular Backset: -2 (2 3/4" backset), -3 (3 3/4" backset), -5 (5" backset), -7 (7"backset)  
 Mortise Model: Choose from list page HL-4  
 Mortise Backset: leave blank (backset always 2 3/4")

**Finish** 605 (US3, Bright Brass); 606 (US4, Satin Brass), 612 (US10, Satin Bronze), 613 (US10B, Oil Rubbed Bronze)  
 625 (US26, Bright Chrome), 626 (US26D, Satin Chrome), 626AM (Satin Chrome anti-microbial),  
 629 (US32, Bright Stainless Steel), 630 (US32D, Satin Stainless Steel)

**Option** B (brass lever material for 626 finish); EN (pull-side paddle only); EO (push-side paddle only); L (lead lined); SOC (pin-in-socket security screws)

**Engraving style** If applicable - E1, E2, E3, E4, E5, E6, see page HL-8 for details

**Strike** Tubular: leave blank for standard strike, A for ASA strike, AS for both standard and ASA strike  
 Mortise: leave blank for standard strike, specify BT for bent-tab strike

SPECIALTY

HL-2



**Table of Contents**

<b>Functions</b>	<b>HL-4</b>
<b>Hospital latch</b>	<b>HL-6</b>
HL6/PL7/PL8 Tubular (bored) Hospital Latch.....	HL-6
HL6 Mortise Hospital Latch.....	HL-7
Push/Pull Latches Engraving Guide.....	HL-8
<b>Parts</b>	<b>HL-9</b>

**Standard Features**

Certifications	Tubular (bored): UL Listed for 3-hour fire door, 4.0' x 8.0' Mortise: UL listed for 3-hour fire door, 4.0' x 10.0'
Latchbolt	Tubular (bored): 1/2" throw stainless steel Mortise: 3/4" throw stainless steel
Backset	Tubular (bored): specify as 2-3/4", 3-3/4", 5", 7" Mortise: 2 3/4" only
Door Range	1-3/4" only

**Finish Codes and Descriptions**

<b>Code</b>		<b>Description</b>
605	(US 3)	Bright Brass
606	(US 4)	Satin Brass
612	(US 10)	Satin Brass
613	(US 10B)	Oil Rubbed Bronze
625	(US 26)	Bright Chromium Plated
626	(US 26D)	Satin Chromium Plated
626AM		Antimicrobial Coating on Satin Chromium
629	(US 32)	Bright Stainless Steel
630	(US 32D)	Satin Stainless Steel
630AM		Antimicrobial Coating on Satin Stainless Steel

# Tubular (Bored) - Lock Functions



**HL6 Passage**  
Latchbolt retracted by paddle from either side  
Inside paddle always free for immediate egress



**PL8 Privacy, pull-side thumbturn**  
Latchbolt retracted by paddle from either side unless outside locked by inside thumbturn or outside cointurn. Actuating inside padde, rotating inside thumbturn or outside cointurn unlocks door. Inside paddle always free for immediate egress.



**PL7 Privacy, push-side thumbturn**  
Latchbolt retracted by paddle from either side unless outside locked by inside thumbturn or outside cointurn. Actuating inside padde, rotating inside thumbturn or outside cointurn unlocks door. Inside paddle always free for immediate egress.

## Mortise - Lock Functions

**HL6-9010 F01 Passage Latch**  
Latchbolt retracted by paddle from either side at all times. Inside paddle is always free for immediate egress.

**HL6-9070 F05 Classroom Lock**  
Latchbolt retracted by paddle from either side unless outside is locked by key. Unlocked from outside by key. Inside paddle always free for immediate exit. Auxiliary latch deadlocks latchbolt when door is locked. Inside paddle is always free for immediate egress.

**HL6-9040 F22 Bath/Bedroom Privacy Lock**  
Latchbolt retracted by paddle from either side unless outside is locked by inside thumbturn. Actuating inside paddle or closing door unlocks outside paddle. To unlock from outside, remove emergency button, insert emergency thumbturn(furnished) in access hole and rotate. Inside paddle is always free for immediate egress.

**HL6-9080 F07 Storeroom Lock**  
Latchbolt retracted by key outside or by paddle inside. Outside paddle always inoperative. Auxiliary latch deadlocks latchbolt when door is locked. Inside paddle is always free for immediate egress.

**HL6-9050 F04 Entrance/Office Lock**  
Latchbolt retracted by paddle from either side unless outside is made inoperative by key outside or by turning inside thumbturn. When outside is locked, latchbolt is retracted by key outside or by paddle inside. Outside paddle remains locked until thumbturn is returned to vertical or unlocked by key. Auxiliary latch deadlocks latchbolt when door is locked. Inside paddle is always free for immediate egress.

**HL6-9082 F30 Institution Lock\***  
Latchbolt retracted by key from either side. Paddle on both sides always inoperative. Auxiliary latch deadlocks latchbolt when door is locked.

**HL6-9060 F09 Apartment Entrance Lock**  
Latchbolt retracted by paddle from either side unless outside is locked by key from inside. When locked, latchbolt retracted by key outside or paddle inside. Auxiliary latch deadlocks latchbolt when door is locked. Inside paddle is always free for immediate egress.

**HL6-9092EL  
HL6-9092EU Electrically locking/unlocking outside lever, Outside cylinder (replaces HL6-9080EL/EU)**  
Outside paddle continuously locked (EL) or unlocked (EU) by 12 or 24V DC. Latchbolt retracted by key outside or paddle inside. Aux latch deadlocks latchbolt when door is locked. Inside lever always free for immediate egress.

**HL6-9095EL  
HL6-9095EU**



**Electrically locking/unlocking both levers, Inside and outside cylinder (replaces HL6-9082EL/EU)**

Inside and outside paddle continuously locked (EL) or unlocked (EU) by 12 or 24V DC. Latchbolt retracted by key inside or outside. Aux latch deadlocks latchbolt when door is locked.

**HL6-9466 F14 Store/Utility Room Lock\***



Latchbolt retracted by paddle from either side. Deadbolt thrown or retracted by key from either side.

**HL6-9453 F20 Entrance/Office Lock with Deadbolt**



Latchbolt retracted by paddle from either side unless outside is locked by 20° rotation of thumbturn. Deadbolt thrown or retracted by 90° rotation of thumbturn. When locked, key outside or paddle inside retracts deadbolt and latchbolt simultaneously. Outside paddle remains locked until thumbturn is restored to vertical position. Throwing deadbolt automatically locks outside paddle. Auxiliary latch deadlocks latchbolt when door is locked. Inside paddle is always free for immediate egress.

**HL6-9473 F21 Dormitory/Bedroom Lock**



Latchbolt retracted by paddle from either side. Deadbolt thrown or retracted by key outside or thumbturn inside.

**HL6-9465**



**Closet/Storeroom Lock**

Latchbolt retracted by paddle from either side. Deadbolt thrown or retracted by key outside.

**HL6-9486**



**L/LV9485 with 09-611 indicator**

Adds 09-611 "Do Not Disturb" indicator to L/LV9485. Specify L583-375 for "Occupied". NOTE: This is the "old style" indicator, not the 180 degree indicator.

*\*In a double door application where the dummy will be used as the strike, order 10-091 Armored Front Strike separately.*

# HL6/PL7/PL8 · Tubular (bored) hospital latch

## HL6 Push/Pull Latch and PL7 and PL8 Privacy Function Push/Pull Latch

Note: see page HL-3 for ANSI finish conversion to US nomenclature (e.g., 626= US26D/Satin Chrome) 626 finish defaults to zinc paddles unless specified with 'B' (Brass) option. All other finishes use brass or stainless steel paddles.



Item*	Description	626	630	625	629	606 612	605 613
<b>HL6-2</b>	Push/Pull Latch - 2-3/4" Backset	<b>\$321**</b>	\$371	\$398	\$394	\$381	\$407
<b>HL6-3</b>	Push/Pull Latch - 3-3/4" Backset	321	371	398	394	381	407
<b>HL6-5</b>	Push/Pull Latch - 5" Backset	<b>321**</b>	371	398	394	381	407
<b>HL6-7</b>	Push/Pull Latch - 7" Backset	369	419	446	442	429	455
<b>PL7-2</b>	Push Side Thumbturn - 2-3/4" Backset	418	479	501	511	493	513
<b>PL7-3</b>	Push Side Thumbturn - 3-3/4" Backset	418	479	501	511	493	513
<b>PL7-5</b>	Push Side Thumbturn - 5" Backset	418	479	501	511	493	513
<b>PL8-2</b>	Pull Side Thumbturn - 2-3/4" Backset	418	479	501	511	493	513
<b>PL8-3</b>	Pull Side Thumbturn - 3-3/4" Backset	418	479	501	511	493	513
<b>PL8-5</b>	Pull Side Thumbturn - 5" Backset	418	479	501	511	493	513
<b>PL7-7</b>	Push Side Thumbturn - 7" Backset	466	527	549	559	541	561
<b>PL8-8</b>	Pull Side Thumbturn - 7" Backset	466	527	549	559	541	561

\*\*Note: HL6-2 US26D, HL6-2-A US26D, HL6-5 US26D, and HL6-5-A US26D available in Fast Track and ProXpress

## Options and Engraving

Item	Description	List Adjustment
<b>A</b>	ASA Strike, ANSI 115.1 (1-1/4" x 4-7/8"), when ordered with latch	N/C
<b>AS</b>	Both Standard & ASA Strikes	28
<b>B</b>	Brass base material on US26D	52
<b>E1-E6</b>	Engraved Push and Pull. (See page HL-8 for ordering guide)	52
<b>EN</b>	Pull Only Latch	-63
<b>EO</b>	Push Only Latch	-63
<b>L</b>	Lead Lining	96
<b>SOC</b>	Pin-in-Socket Security Screws	28

## Anti-Microbial Coating

Available on 626 (US26D/Satin Chrome) and 630 (US32D/Satin Stainless Steel) finishes only; specify finish as 626AM or 630AM \$28

## Push/Pull Mortise Lock Combination

- Schlage L Series mortise lock Included.
- Cylinders must be ordered separate†
- See page HL-3 for ANSI finish conversion to US nomenclature (e.g., 626= US26D/Satin Chrome)
- 626 finish defaults to zinc paddles unless specified with 'B' (Brass) option. All other finishes use brass or stainless steel paddles
- On functions with cylinders, handles must be mounted in down position on key side or horizontally on both sides.
- On functions with thumbturns, handles must be mounted in the horizontal position
- All units 2-3/4" backset
- ASA strike furnished with all units. Bent-tab strike optional



Model*	Description	626	605, 606, 612, 613, 625, 630
HL6-9010	Passage Function	\$887	\$927
HL6-9040*	Privacy Function	927	968
HL6-9050*	Office/Inner Entry Function	927	968
HL6-9060	Apartment Entrance Function	887	927
HL6-9070	Classroom Function	887	927
HL6-9080	Storeroom Function	887	927
HL6-9082	Institution Function	887	927
HL6-9092EL/EU	Storeroom Function w/ Electric Locking or Unlocking	1514	1553
HL6-9095EL/EU	Institution Function w/ Electric Locking or Unlocking	1514	1553
HL6-9453*	Entrance Function	927	968
HL6-9456*	Dormitory Exit Function	927	968
HL6-9465	Closet/Storeroom Function	927	968
HL6-9466	Store/Utility Function	927	968
HL6-9473*	Dorm Bedroom Function	927	968
HL6-9485*	Hotel Lock Function	927	968
HL6-9486*	Hotel Lock Function	927	968
HL6-9000RK	Mortise paddles only / less mortise lock	381	417

\*Thumbturn functions

## Options

Item	Description	List Adjustment
B	Brass base material on US26D	52
BT	Bent Tab for Mortise Lock Strike	60
E1-E6	Engraved Push and Pull. (See page 18 for ordering guide)	52
EN	Pull Side Only Latch	-146
EO	Push Side Only Latch	-146
L	Lead Lining	267
RX	Request to Exit (RX) option for HL6-9092 or HL6-9095	163
SOC	Pin-in-Socket Security Screws	28

## Anti-Microbial Coating

Available on 626 (US26D/Satin Chrome) and 630 (US32/Satin Stainless Steel) finishes only; specify finish as 626AM or 630AM

\$28

## †Cylinders

NOTE: Cylinders are not included with mortise push-pull latches and must be ordered separate.  
See Schlage PB4 pages CYL-28 (standard cylinder), CYL-33 (FSIC) and CYL-35 (SFIC) for pricing and ordering information

# Push/Pull Latches

## Engraving Guide

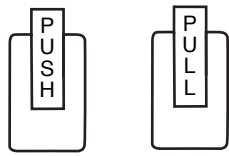
SPECIALTY

HL-8


		Mounting Position	To Order, Specify
		<b>Push Up, Pull Down</b> • Any backset • Non-handed	<b>E1</b> PASSAGE HL6      MORTISE HL6
		<b>Push Up, Pull Up</b> • Any Backset • Non-handed	<b>E2</b> PASSAGE HL6      PRIVACY PL7/PL8      MORTISE HL6
		<b>Horizontal Engraving</b> • Any Backset • RH	<b>E3</b> PASSAGE HL6      MORTISE HL6
		<b>Horizontal Engraving</b> • Any Backset • LH	<b>E4</b> PASSAGE HL6      MORTISE HL6
		<b>Push Down, Pull Up</b> • Any Backset • Non-Handed	<b>E5</b> PASSAGE HL6      MORTISE HL6
		<b>Push Down, Pull Down</b> • Any Backset • Non-handed	<b>E6</b> PASSAGE HL6      PRIVACY PL7/PL8      MORTISE HL6
		<b>Horizontal Engraving</b> • 7" Backset only • RH	<b>E4</b> PASSAGE HL6
		<b>Horizontal Engraving</b> • 7" Backset only • LH	<b>E3</b> PASSAGE HL6

## Hospital Latch Paddles

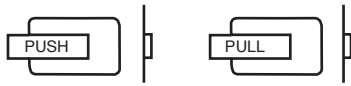
Reference diagram below when ordering engraved push/pull paddles



Engraved Up



Engraved Down



Engraved Towards



Engraved Away

Part Number	Description	List
<b>Tubular (Bored) Paddle Assemblies - NON ENGRAVED</b>		
(NOTE: additional finishes available upon request. Lever material either brass or stainless steel unless otherwise noted)		
<b>HANDLE.10155</b>	HL6 Push Handle Assy, 605/US3/Bright Brass Finish	\$143
<b>HANDLE.10179</b>	HL6 Pull Handle Assy, 605/US3/Bright Brass Finish	143
<b>HANDLE.10156</b>	HL6 Push Handle Assy, 606/US4/Satin Brass Finish	132
<b>HANDLE.10180</b>	HL6 Pull Handle Assy, 606/US4/Satin Brass Finish	132
<b>HANDLE.10157</b>	HL6 Push Handle Assy, 612/US10/Satin Bronze Finish	132
<b>HANDLE.10181</b>	HL6 Pull Handle Assy, 612/US10/Satin Bronze Finish	132
<b>HANDLE.10158</b>	HL6 Push Handle Assy, 613/US10B/Oil Rubbed Bronze Finish	143
<b>HANDLE.10182</b>	HL6 Pull Handle Assy, 613/US10B/Oil Rubbed Bronze Finish	143
<b>HANDLE.10159</b>	HL6 Push Handle Assy, 625/US26/Bright Chrome Finish	141
<b>HANDLE.10183</b>	HL6 Pull Handle Assy, 625/US26/Bright Chrome Finish	141
<b>HANDLE.10160</b>	HL6 Push Handle Assy, 626/US26D/Satin Chrome Finish, Zinc Paddle	116
<b>HANDLE.10184</b>	HL6 Pull Handle Assy, 626/US26D/Satin Chrome Finish, Zinc Paddle	116
<b>HANDLE.10215</b>	HL6 Push Handle Assy, 626/US26D/Satin Chrome Finish	128
<b>HANDLE.10275</b>	HL6 Pull Handle Assy, 626/US26D/Satin Chrome Finish	128
<b>HANDLE.10161</b>	HL6 Push Handle Assy, 629/US32/Bright Stainless Steel	137
<b>HANDLE.10185</b>	HL6 Pull Handle Assy, 629/US32/Bright Stainless Steel	137
<b>HANDLE.10162</b>	HL6 Push Handle Assy, 630/US32D/Satin Stainless Steel	132
<b>HANDLE.10186</b>	HL6 Pull Handle Assy, 630/US32D/Satin Stainless Steel	132
<b>HANDLE.10225</b>	HL6 Push Handle Eo Assy 626/US26D/Satin Chrome Finish, Zinc Paddle	116
<b>HANDLE.10308</b>	HL6 Pull Handle En Assy 626/US26D/Satin Chrome Finish, Zinc Paddle	116
<b>HANDLE.10248</b>	HL6 Push Handle Eo Assy 630/US32D/Satin Stainless Steel	129
<b>HANDLE.10306</b>	HL6 Pull Handle En Assy 630/US32D/Satin Stainless Steel	129
<b>HANDLE.10168</b>	PL7 Push Handle Assy, 626/US26D/Satin Chrome Finish, Zinc Paddle	150
<b>HANDLE.10176</b>	PL8 Push Handle Assy, 626/US26D/Satin Chrome Finish, Zinc Paddle	150
<b>HANDLE.10192</b>	PL7 Pull Handle Assy, 626/US26D/Satin Chrome Finish, Zinc Paddle	150
<b>HANDLE.10200</b>	PL8 Pull Handle Assy, 626/US26D/Satin Chrome Finish, Zinc Paddle	150
<b>HANDLE.10170</b>	PL7 Push Handle Assy, 630/US32D/Stainless Steel	171
<b>HANDLE.10178</b>	PL8 Push Handle Assy, 630/US32D/Stainless Steel	171
<b>HANDLE.10194</b>	PL7 Pull Handle Assy, 630/US32D/Stainless Steel	171
<b>HANDLE.10202</b>	PL8 Pull Handle Assy, 630/US32D/Stainless Steel	171

# Parts

## Hospital Latch Paddles (continued)

SPECIALTY

HL-10

Part Number	Description	List
<b>Tubular (Bored) Paddle Assemblies - ENGRAVED</b>		
(NOTE: additional finishes and engravings available upon request. Lever material either brass or stainless steel unless otherwise noted)		
HANDLE.10211	HL6 Push Handle Assy Engraved Down, 626/US26D/Satin Chrome, Zinc Paddle	\$130
HANDLE.10212	HL6 Push Handle Assy Engraved Up, 626/US26D/Satin Chrome, Zinc Paddle	130
HANDLE.10213	HL6 Push Handle Assy Engraved Away, 626/US26D/Satin Chrome, Zinc Paddle	130
HANDLE.10271	HL6 Pull Handle Assy Engraved Down, 626/US26D/Satin Chrome, Zinc Paddle	130
HANDLE.10272	HL6 Pull Handle Assy Engraved Up, 626/US26D/Satin Chrome, Zinc Paddle	130
HANDLE.10273	HL6 Pull Handle Assy Engraved Towards, 626/US26D/Satin Chrome, Zinc Paddle	130
HANDLE.10217	HL6 Push Handle Assy Engraved Down, 626/US26D/Satin Chrome, Brass Paddle	143
HANDLE.10254	HL6 Push Handle Assy Engraved Up U,626/US26D/Satin Chrome, Brass Paddle	143
HANDLE.10297	HL6 Pull Handle Assy Engraved Down, 626/US26D/Satin Chrome, Brass Paddle	143
HANDLE.10277	HL6 Pull Handle Assy Engraved Up, 626/US26D/Satin Chrome, Brass Paddle	143
HANDLE.10218	HL6 Push Handle Assy Engraved Down, 630/US32D/Satin Stainless Steel	147
HANDLE.10238	HL6 Push Handle Assy Engraved Up, 630/US32D/Satin Stainless Steel	147
HANDLE.10219	HL6 Push Handle Assy Engraved Away, 630/US32D/Satin Stainless Steel	147
HANDLE.10220	HL6 Push Handle Assy Engraved Toward, 630/US32D/Satin Stainless Steel	147
HANDLE.10278	HL6 Pull Handle Assy Engraved Down, 630/US32D/Satin Stainless Steel	147
HANDLE.10296	HL6 Pull Handle Assy Engraved Up, 630/US32D/Satin Stainless Steel	147
HANDLE.10280	HL6 Pull Handle Assy Engraved Away, 630/US32D/Satin Stainless Steel	147
HANDLE.10279	HL6 Pull Handle Assy Engraved Towards, 630/US32D/Satin Stainless Steel	147
HANDLE.10262	PL7 Push Handle Assy Engraved Down, 630/US32D/Satin Stainless Steel	186
HANDLE.10318	PL7 Pull Handle Assy Engraved Down, 630/US32D/Satin Stainless Steel	186
HANDLE.10261	PL8 Push Handle Assy Engraved Down, 630/US32D/Satin Stainless Steel	186
HANDLE.10317	PL8 Pull Handle Assy Engraved Down, 630/US32D/Satin Stainless Steel	186
<b>Mortise Paddle Assemblies - NON ENGRAVED</b>		
(NOTE: additional finishes available upon request. Lever material either brass or stainless steel unless otherwise noted)		
HANDLE.10203	HL6 Push Handle Mortise Assy, 605/US3/Bright Brass	\$143
HANDLE.10264	HL6 Pull Handle Mortise Assy, 605/US3/Bright Brass	143
HANDLE.10205	HL6 Push Handle Mortise Assy, 612/US10/Satin Bronze	132
HANDLE.10266	HL6 Pull Handle Mortise Assy, 612/US10/Satin Bronze	132
HANDLE.10206	HL6 Push Handle Mortise Assy, 613/US10B/Oil Rubbed Bronze	143
HANDLE.10267	HL6 Pull Handle Mortise Assy, 613/US10B/Oil Rubbed Bronze	143
HANDLE.10207	HL6 Push Handle Mortise Assy, 625/US26/Bright Chrome	141
HANDLE.10268	HL6 Pull Handle Mortise Assy, 625/US26/Bright Chrome	141
HANDLE.10208	HL6 Push Handle Mortise Assy, 626/US26D/Satin Chrome, Zinc Paddles	116
HANDLE.10269	HL6 Pull Handle Mortise Assy, 626/US26D/Satin Chrome, Zinc Paddles	116
HANDLE.10229	HL6 Push Handle Mortise Assy, 626/US26D/Satin Chrome	128
HANDLE.10289	HL6 Pull Handle Mortise Assy,626/US26D/Sating Chrome	128
HANDLE.10209	HL6 Push Handle Mortise Assy, 630/US32D/Stainless Steel	132
HANDLE.10270	HL6 Pull Handle Mortise Assy, 630/US32D/Stainless Steel	132



## Hospital Latch Paddles (continued)

Part Number	Description	List
<b>Mortise Paddle Assemblies - ENGRAVED</b>		
(NOTE: additional finishes and engravings available upon request. Lever material either brass or stainless steel unless otherwise noted)		
<b>HANDLE.10236</b>	HL6 Push Handle Mortise Assy Engraved Down, 626/US26D/Satin Chrome, Zinc Paddles	\$130
<b>HANDLE.10230</b>	HL6 Push Handle Mortise Assy Engraved Up, 626/US26D/Satin Chrome, Zinc Paddles	130
<b>HANDLE.10226</b>	HL6 Push Handle Mortise Assy Engraved Away, 626/US26D/Satin Chrome, Zinc Paddles	130
<b>HANDLE.10290</b>	HL6 Pull Handle Mortise Assy Engraved Down, 626/US26D/Satin Chrome, Zinc Paddles	130
<b>HANDLE.10298</b>	HL6 Pull Handle Mortise Assy Engraved Up, 626/US26D/Satin Chrome, Zinc Paddles	130
<b>HANDLE.10286</b>	HL6 Pull Handle Mortise Assy Engraved Towards, 626/US26D/Satin Chrome, Zinc Paddles	130
<b>HANDLE.10325</b>	HL6 Push Handle Mortise Assy Engraved Up, 626/US26D/Satin Chrome	143
<b>HANDLE.10326</b>	HL6 Pull Handle Mortise Assy Engraved Down, 626/US26D/Satin Chrome	143
<b>HANDLE.10221</b>	HL6 Push Handle Mortise Assy Engraved Down, 630/US32D/Stainless Steel	147
<b>HANDLE.10243</b>	HL6 Push Handle Mortise Assy Engraved Up, 630/US32D/Stainless Steel	147
<b>HANDLE.10222</b>	HL6 Push Handle Mortise Assy Engraved Towards, 630/US32D/Stainless Steel	147
<b>HANDLE.10231</b>	HL6 Push Handle Mortise Assy Engraved Away, 630/US32D/Stainless Steel	147
<b>HANDLE.10285</b>	HL6 Pull Handle Mortise Assy Engraved Down, 630/US32D/Stainless Steel	147
<b>HANDLE.10281</b>	HL6 Pull Handle Mortise Assy Engraved Up, 630/US32D/Stainless Steel	147
<b>HANDLE.10291</b>	HL6 Pull Handle Mortise Assy Engraved Towards, 630/US32D/Stainless Steel	147
<b>HANDLE.10282</b>	HL6 Pull Handle Mortise Assy Engraved Away, 630/US32D/Stainless Steel	147
<b>COVER ASSEMBLIES</b>		
(NOTE: additional finishes available upon request)		
<b>840964-03</b>	HL6 Cover, 605/US3/Bright Brass	\$82
<b>840964-04</b>	HL6 Cover, 606/US4/Satin Brass	74
<b>840964725</b>	HL6 Cover, 612/US10/Satin Bronze	74
<b>840964-13</b>	HL6 Cover, 613/US10B/Oil Rubbed Bronze	82
<b>840964-25</b>	HL6 Cover, 625/US26/Bright Chrome	82
<b>840967-64</b>	HL6 Cover, 626/US26D/Satin Chrome, Zinc	65
<b>840964-26</b>	HL6 Cover, 626/US26D/Satin Chrome	74
<b>840965-31</b>	HL6 Cover, 629/US32/Bright Stainless Steel	78
<b>840965-32</b>	HL6 Cover, 630/US32D/Satin Stainless Steel	74
<b>840956-04</b>	PL7/PL8 Coin Turn Cover Assy, 605/US4/Bright Brass	105
<b>840956-25</b>	PL7/PL8 Coin Turn Cover Assy, 625/US26/Bright Chrome	116
<b>840956-26</b>	PL7/PL8 Coin Turn Cover Assy, 626/US26D/Satin Chrome	106
<b>840956-32</b>	PL7/PL8 Coin Turn Cover Assy, 630/US32D/Satin Stainless Steel	111
<b>840957-04</b>	PL7/PL8 Thumbturn Cover Assy, 605/US4/Bright Brass	181
<b>840957-25</b>	PL7/PL8 Thumbturn Cover Assy, 625/US26/Bright Chrome	187
<b>840957-26</b>	PL7/PL8 Thumbturn Cover Assy, 626/US26D/Satin Chrome	171
<b>840957-32</b>	PL7/PL8 Thumbturn Cover Assy, 630/US32D/Satin Stainless Steel	181
<b>STRIKES</b>		
(NOTE: additional finishes available upon request)		
<b>890023-03</b>	Standard Strike, HL6/PL7/PL7 Tubular (Bored) Lock, 605/US3/Bright Brass	\$28
<b>890023-04</b>	Standard Strike, HL6/PL7/PL7 Tubular (Bored) Lock, 606/US4/Satin Brass	28
<b>890023-06</b>	Standard Strike, HL6/PL7/PL7 Tubular (Bored) Lock, 612/US10/Satin Bronze	28
<b>890023-13</b>	Standard Strike, HL6/PL7/PL7 Tubular (Bored) Lock, 613/US10B/Oil Rubbed Bronze	28
<b>890023-32</b>	Standard Strike, HL6/PL7/PL7 Tubular (Bored) Lock, 625/626/629/630/US26/US26D/US32/US32D	28
<b>890022-03</b>	Asa Strike, HL6/PL7/PL7 Tubular (Bored) Lock, 605/US3/Bright Brass	28
<b>890022-04</b>	Asa Strike, HL6/PL7/PL7 Tubular (Bored) Lock, 606/US4/Satin Brass	28
<b>890022-06</b>	Asa Strike, HL6/PL7/PL7 Tubular (Bored) Lock, 612/US10/Satin Bronze	28
<b>890022-13</b>	Asa Strike, HL6/PL7/PL7 Tubular (Bored) Lock, 613/US10B/Oil Rubbed Bronze	28
<b>890022-32</b>	Asa Strike, HL6/PL7/PL7 Tubular (Bored) Lock, 625/626/629/630/US26/US26D/US32/US32D	28

# Parts

## Hospital Latch Paddles (continued)

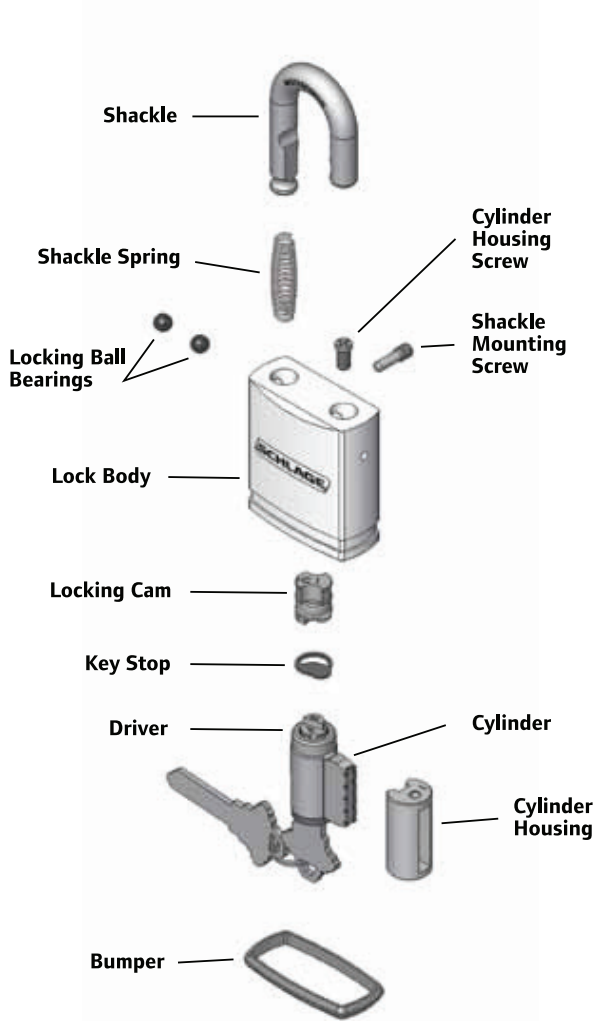
SPECIALTY

HL-12

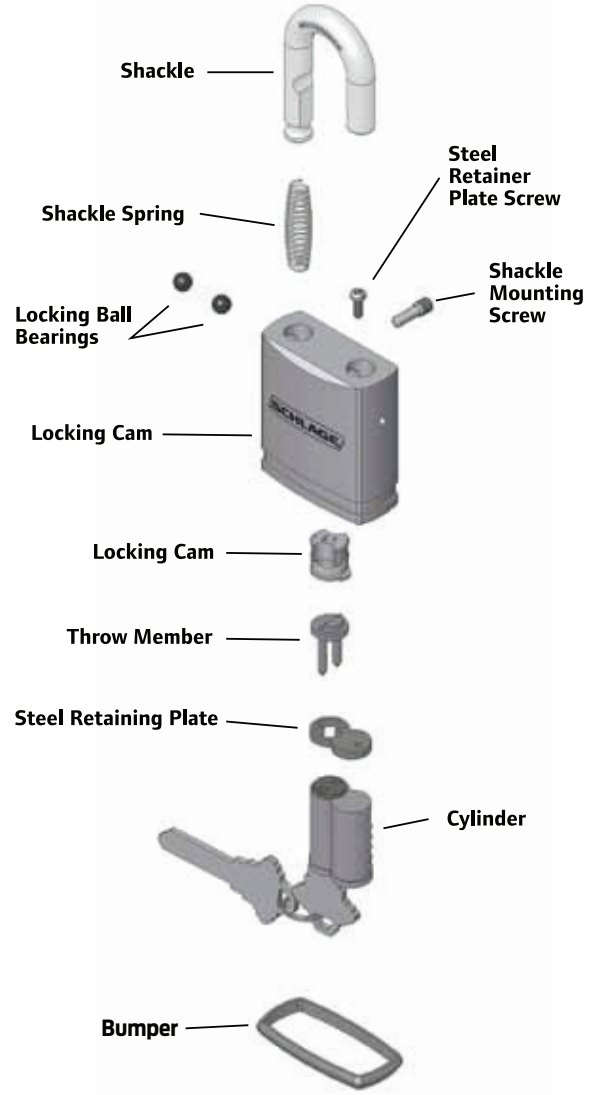
Part Number	Description	List
<b>LATCHBOLTS</b>		
(NOTE: additional finishes available upon request)		
800108-03	HL6/PL7pl8 2.75" Latchbolt Pkg 605/US3/Bright Brass	\$50
800108-04	HL6/PL7pl8 2.75" Latchbolt Pkg 606/US4/Satin Brass	50
800108-06	HL6/PL7pl8 2.75" Latchbolt Pkg 612/US10/Satin Bronze	50
800108-13	HL6/PL7pl8 2.75" Latchbolt Pkg 613/US10B/Oil Rubbed Bronze	50
800108-25	HL6/PL7pl8 2.75" Latchbolt Pkg 625/629/US26/US32	50
800108-26	HL6/PL7pl8 2.75" Latchbolt Pkg 626/630/US26D/US32D	50
800109-25	HL6/PL7pl8 3.75" Latchbolt Pkg 625/629/US26/US32	52
800109-26	HL6/PL7pl8 3.75" Latchbolt Pkg 626/630/US26D/US32D	52
800110-03	HL6/PL7pl8 5.0" Latchbolt Pkg 605/US3/Bright Brass	53
800110-04	HL6/PL7pl8 5.0" Latchbolt Pkg 606/US4/Satin Brass	53
800110-06	HL6/PL7pl8 5.0" Latchbolt Pkg 612/US10/Satin Bronze	53
800110-13	HL6/PL7pl8 5.0" Latchbolt Pkg 613/US10B/Oil Rubbed Bronze	53
800110-25	HL6/PL7pl8 5.0" Latchbolt Pkg 625/629/US26/US32	53
800110-26	HL6/PL7pl8 5.0" Latchbolt Pkg 626/630/US26D/US32D	53
800111-06	HL6/PL7pl8 7.0" Latchbolt Pkg 612/US10/Satin Bronze	104
800111-26	HL6/PL7pl8 7.0" Latchbolt Pkg 626/630/US26D/US32D	104
<b>LEAD LINING</b>		
823150-00	HL6/PL7/PL8 Tubular (Bored) Lock Lead Lining, 2 3/4" Backset	\$96
821015-00	HL6/PL7/PL8 Tubular (Bored) Lock Lead Lining, 3 3/4" Backset	96
823148-00	HL6/PL7/PL8 Tubular (Bored) Lock Lead Lining, 5" Backset	96
821014-00	HL6/PL7/PL8 Tubular (Bored) Lock Lead Lining, 7" Backset	96
<b>SCREW PACKS</b>		
840960-04	HL6/PL7/PL8 Screw Pkg 606/US4/Satin Brass	\$10
840960-06	HL6/PL7/PL8 Screw Pkg 612/US10/Satin Bronze	10
840960-13	HL6/PL7/PL8 Screw Pkg 613/US10B/Oil Rubbed Bronze	10
840960-26	HL6/PL7/PL8 Screw Pkg 625/626/US26/US26D	10
840960-32	HL6/PL7/PL8 Screw Pkg 629/630/US32/US32D	10
840613-00	HL6/PL7/8 Security Screw Pkg 3, 2D	10
829632-26	HL6eo Screw Pkg 625/626/US26/US26D	10
<b>HLPART.10158</b>	<b>HL6/HL6M/PL7/PL8 Spring &amp; Rivet Pkg</b>	<b>13</b>
<b>HLPART.10159</b>	<b>"OLD STYLE" SPRING &amp; RIVET PKG</b>	<b>13</b>
<b>MORTISE LOCK COMPONENTS</b>		
<b>840088-00</b>	<b>HLM6 Mounting Plate</b>	<b>\$2.50</b>
<b>Strikes</b>		See page L-35
<b>Armor fronts</b>		See page L-35
<b>Chassis</b>		See page L-39

## KS-Series Padlock Parts

### Conventional Key-in-Knob

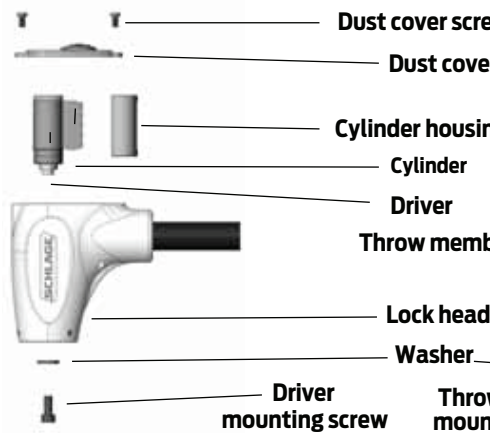


### Small Format Interchangeable Core

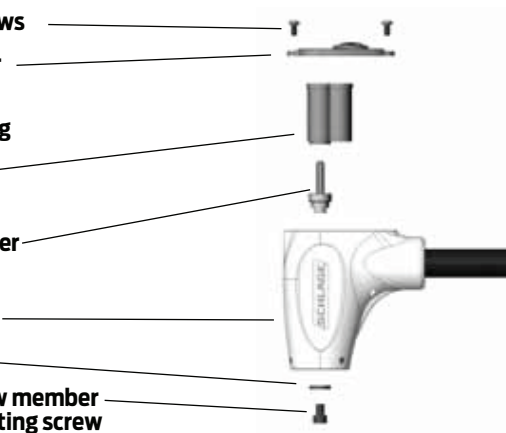


## KS-Series Cable

### Conventional Key-in-Knob



### Small Format Interchangeable Core



# Portable Security

## Important Portable Security Ordering Information

All products in this section are stocked and must be ordered in case quantities. Case quantity is listed with each product. All prices listed are unit prices.

Note: Keyed different products ship with key in knob cylinders.  
All cylinders ordered for use with Less Cylinder products will ship separately.

Common Pricing Information	
1.	Locks are furnished with standard features unless otherwise specified.
2.	Keyed different products ship with Key in Knob keyed different cylinders only. For other Key in Knob cylinder options order less cylinder padlocks from page PS-6 and cylinders separately.
3.	For Custom Engraving, see page PS-9.
4.	Key in Knob less cylinder padlocks ship with key stop, cylinder housing, and cylinder housing screw.
5.	For cylinder and keying options, refer to <b>Cylinders</b> and <b>Keys &amp; Keying</b> sections.
6.	SFIC less cylinder product is shipped without cylinder.
7.	Padlocks with cylinders will be furnished with 2 keys each as standard. Additional keys will be charge at the additional cut keys charge appropriate for the cylinder/key type

## Table of Contents

<b>PL Series Cross Reference</b>	<b>PS-4</b>
<b>Key-In-Knob with Cylinder</b>	<b>PS-5</b>
Keyed Different .....	PS-5
Chain Only .....	PS-5
<b>Key-In-Knob Less Cylinder</b>	<b>PS-6</b>
<b>SFIC Less Cylinder</b>	<b>PS-7</b>
<b>Full Size IC Core</b>	<b>PS-8</b>
Less Cylinder - Brass .....	PS-8
<b>Custom Engraving Brass Padlocks and Chrome Plated Brass Padlocks</b>	<b>PS-9</b>
<b>Parts and Accessories</b>	<b>PS-10</b>
<b>Flex Security</b>	<b>PS-13</b>
Padlocks .....	PS-13
Security Chains .....	PS-14
Security Cables and Locking Cables .....	PS-14

## Standard Features for Commercial Series Padlocks

<b>Certification</b>	Meets or exceeds ASTM standards for standard steel shackle, shackle cutting and corrosion resistance
<b>Lock Body</b>	Solid steel, brass and chrome plated brass - Solid steel resists impact, solid brass and chrome plated brass resist corrosion
<b>Shackle</b>	Hardened alloy steel, double deadbolt locking mechanism
<b>Cylinder*</b>	Conventional Key-In-Knob, 6-pin solid brass, pinned 5, C keyway, keyed different (KD) unless otherwise specified
<b>Cylinder Finish</b>	606 Satin Brass
<b>Keys</b>	Two nickel silver cut keys per lock, branded Schlage

\* Cylinders must be ordered as a separate line item for all products except conventional key in knob KD stocked.

## Standard Features for Commercial Series Cables

<b>Lock Head</b>	Die-cast zinc, 407 satin finish
<b>Cable</b>	Braided steel vinyl coated for greater cut resistance than twisted cables
<b>Cylinder*</b>	Conventional Key-In-Knob, 6-pin solid brass, pinned 5, C keyway, keyed different (KD)
<b>Cylinder Finish</b>	606 Satin Brass
<b>Keys</b>	Two nickel silver cut keys per lock, branded Schlage

\* Cylinders must be ordered as a separate line item for all products except conventional key in knob KD stocked.

## Standard Features for Commercial Series Chains

<b>Certification</b>	Padlock meets or exceeds ASTM standards for tensile force, shock, shackle cutting, cycle test and corrosion
<b>Padlock*</b>	Recommended for use with KS72F2300 - Round style padlock with 2" shackle
<b>Lock Body</b>	2 5/8" Solid steel resists impact
<b>Shackle</b>	Molybdenum hardened steel, patented interchangeable design, double deadbolt locking mechanism
<b>Cylinder</b>	Conventional Key-In-Knob, 6-pin solid brass, pinned 5, C keyway, keyed different (KD)
<b>Cylinder Finish</b>	606 Satin Brass
<b>Keys</b>	Two nickel silver cut keys per lock, branded Schlage
<b>Chain</b>	Triple heat treated Boron Manganese steel; unique six-sided chain links resist attack

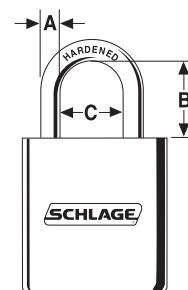
\* Padlocks and chains must be ordered separately.

PL Part #/KS Part #	
PL Series Part #	KS Series Part #
PL1001J	KS23D2200
PL1002J	KS23F2200
PL1003J	KS23F2200
PL2001J	KS43D2200
PL2002J	KS43F2200
PL2003J	KS43F2200
PL3001J	KS43D2200
PL3002J	KS43F2200
PL4001J	KS43D3200
PL4002J	KS43F3200
PL4003J	KS43F3200


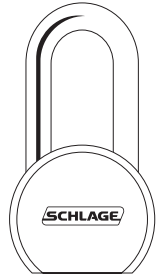
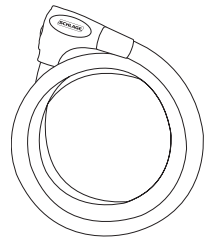
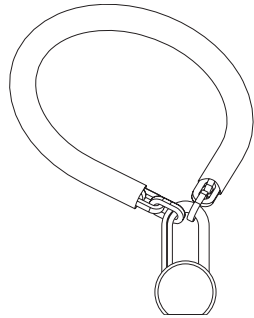
PL Series - Discontinued										
Part #	Body Size			Shackle Dimension			Shackle Dimension (metric)			Cylinder Type
	Width	Height	Depth	A	B	C	A	B	C	
PL1001J	1 3/4"	2 1/8"	3/4"	5/16"	1 1/8"	3/4"	8mm	29mm	19mm	KNK
PL1002J					2"			51mm		
PL1003J					3"			76mm		
PL2001J	2"	2 1/8"	3/4"	3/8"	1 1/8"	3/4"	9.5mm	29mm	19mm	KNK
PL2002J					2"			51mm		
PL2003J					3"			76mm		
PL3001J	2 1/4"	2 3/8"	7/8"	7/16"	1 1/8"	5/16"	11mm	29mm	24mm	KNK
PL3002J					2"			51mm		
PL4001J	2"	2 1/4"	7/8"	3/8"	1 1/8"	3/4"	9.5mm	29mm	19mm	IC
PL4002J					2"			51mm		
PL4003J					3"			76mm		

KS Series - Replacement										
Part #	Body Size			Shackle Dimension			Shackle Dimension (metric)			Cylinder Type
	Width	Height	Depth	A	B	C	A	B	C	
KS23D2200	1 25/32"	2 3/16"	7/8"	5/16"	1 1/2"	3/4"	8mm	38mm	19mm	KNK
KS23F2200					2"			51mm		
KS43D2200	1 15/16"	2 3/16"	7/8"	3/8"	1 1/2"	3/4"	9.5mm	38mm	19mm	KNK
KS43F2200					2"			51mm		
KS43D3200	1 15/16"	2 3/16"	7/8"	3/8"	1 1/2"	3/4"	9.5mm	38mm	19mm	IC
KS43F3200					2"			51mm		

- NOTES:**
- 1) Padlocks must be ordered and are shipped less cylinder
    - Keys & Keying must appear as a separate line item
  - 2) Reference Schlage Keys & Keying section for specific options and cylinders
    - All Key & Keying adders and deducts apply
  - 3) Key retaining cams for Classic KNK padlocks - KZ32CB1 - ordered as separate line item and ships separately
  - 4) Key retaining is not an option on Full Size IC products



Shackle Dimensions

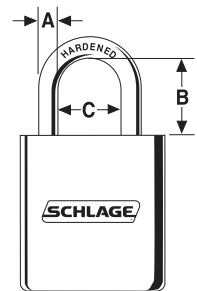
<p><b>Available in:</b> 606 Brass</p>  <p><b>KS23D</b>      <b>KS43F</b></p>	<p><b>Available in:</b> 652 Steel</p>  <p><b>KS72F</b></p>	<p><b>Locking Head is</b> 407 Satin Finish</p>  <p><b>KC Series</b></p>	<p><b>Padlock is 652 Steel</b></p>  <p><b>KK Series</b></p>
---	---	--	--

UPC 720018-	Part #	Body Size			Shackle Dimension			Shackle Dimension (metric)			Cylinder Type	Case Pack	Master Pack	List Price Each
		Width	Height	Depth	A	B	C	A	B	C				
<b>KEYED DIFFERENT - BRASS</b>														
997412	KS23D2300	1 25/32"	2 3/16"	7/8"	5/16"	1 1/2"	3/4"	8mm	38mm	19mm	KNK	6	24	\$56.00
997405	KS23F2300	1 25/32"	2 3/16"	7/8"	5/16"	2"	3/4"	8mm	51mm	19mm	KNK	6	24	56.20
997290	KS43D2300	1 15/16"	2 3/16"	7/8"	3/8"	1 1/2"	3/4"	9.5mm	38mm	19mm	KNK	6	24	59.50
997283	KS43F2300	1 15/16"	2 3/16"	7/8"	3/8"	2"	3/4"	9.5mm	51mm	19mm	KNK	6	24	59.90
<b>KEYED DIFFERENT - STEEL</b>														
997764	KS72F2300	2 5/8"	2 3/8"	1 3/32"	7/16"	2"	7/8"	11mm	51mm	22mm	KNK	6	18	\$64.40

UPC 720018-	Part #	Cable Size		Cable Size (metric)		Cylinder Type	Case Pack	Master Pack	List Price Each
		Length	Diameter	Length	Diameter				
<b>KEYED DIFFERENT</b>									
997719	KC215E220	6'	5/8"	182cm	15mm	KNK	1	5	\$86.50

UPC 720018-	Part #	Chain Size	Chain Size (metric)	Shackle Dimension			Shackle Shackle Dimension (metric)			Cylinder Type	Case Pack	Master Pack	List Price Each
		Length	Length	A	B	C	A	B	C				
<b>CHAIN ONLY</b>													
999478	999478	5'	150 cm	N/A			N/A			N/A	1	1	\$84.10
999461	999461	3' 3"	100 cm	N/A			N/A			N/A	1	1	44.50

**NOTE:** 1) For master keyed or keyed alike products, order chain, padlocks and cylinders separately.  
 Order chains #999478 or #999461 with padlock KS72F2300.  
 Prices are for chains only.  
 Chains and Padlocks must be ordered separately.



Shackle Dimensions

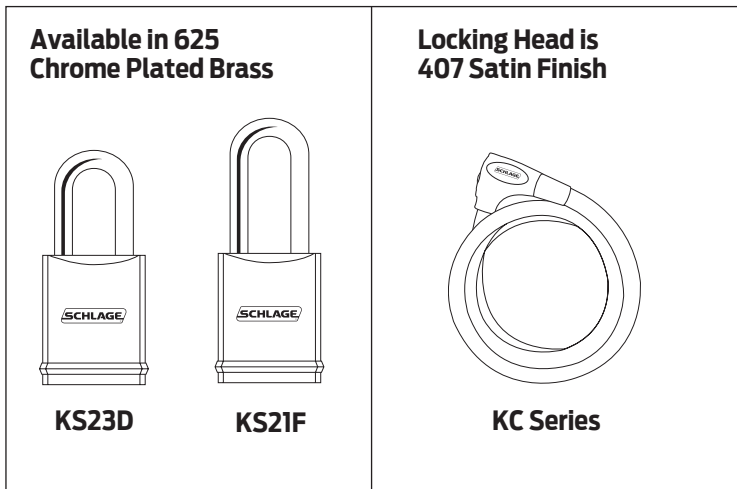
Portable Security



PS-6

UPC 720018-	Part #	Body Size			Shackle Dimension			Shackle Dimension (metric)			Cylinder Type	Case Pack	Master Pack	List Price Each
		Width	Height	Depth	A	B	C	A	B	C				
<b>LESS CYLINDER - BRASS</b>														
000259	KS23D2200	1 25/32"	2 3/16"	7/8"	5/16"	1 1/2"	3/4"	8mm	38mm	19mm	KNK	6	24	<b>\$46.70</b>
000266	KS23F2200	1 25/32"	2 3/16"	7/8"	5/16"	2"	3/4"	8mm	51mm	19mm	KNK	6	24	<b>46.90</b>
000297	KS43D2200	1 15/16"	2 3/16"	7/8"	3/8"	1 1/2"	3/4"	9.5mm	38mm	19mm	KNK	6	24	<b>50.30</b>
000303	KS43F2200	1 15/16"	2 3/16"	7/8"	3/8"	2"	3/4"	9.5mm	51mm	19mm	KNK	6	24	<b>50.60</b>





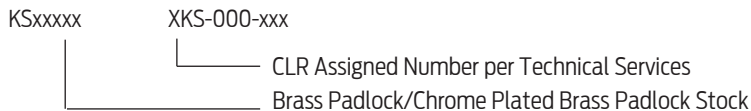
UPC 720018-	Part #	Body Size			Shackle Dimension			Shackle Dimension (metric)			Cylinder Type	Case Pack	Master Pack	List Price Each
		Width	Height	Depth	A	B	C	A	B	C				
<b>LESS CYLINDER - CHROME PLATED BRASS</b>														
997658	KS11D1200	1 25/32"	2 3/16"	7/8"	1/4"	1 1/2"	3/4"	6.4mm	38mm	19mm	SFIC	6	24	<b>\$27.80</b>
997641	KS11F1200	1 25/32"	2 3/16"	7/8"	1/4"	2"	3/4"	6.4mm	51mm	19mm	SFIC	6	24	<b>29.00</b>
997498	KS21D1200	1 25/32"	2 3/16"	7/8"	5/16"	1 1/2"	3/4"	8mm	38mm	19mm	SFIC	6	24	<b>29.50</b>
997481	KS21F1200	1 25/32"	2 3/16"	7/8"	5/16"	2"	3/4"	8mm	51mm	19mm	SFIC	6	24	<b>30.90</b>
997375	KS41D1200	1 15/16"	2 3/16"	7/8"	3/8"	1 1/2"	3/4"	9.5mm	38mm	19mm	SFIC	6	24	<b>29.50</b>
997368	KS41F1200	1 15/16"	2 3/16"	7/8"	3/8"	2"	3/4"	9.5mm	51mm	19mm	SFIC	6	24	<b>30.90</b>

UPC 720018-	Part #	Cable Size		Cable Size (metric)		Cylinder Type	Case Pack	Master Pack	List Price Each
		Length	Diameter	Length	Diameter				
<b>LESS CYLINDER - SMALL FORMAT INTERCHANGEABLE CORE</b>									
998747	KC215A130	2'	5/8"	60cm	15mm	SFIC	1	5	<b>\$56.00</b>
998754	KC215B130	4'	5/8"	121cm	15mm	SFIC	1	5	<b>59.90</b>



UPC 720018-	Part #	Body Size			Shackle Dimension			Shackle Dimension (metric)			Cylinder Type	Case Pack	Master Pack	List Price Each
		Width	Height	Depth	A	B	C	A	B	C				
<b>LESS CYLINDER - BRASS</b>														
999140	KS43D3200	1 15/16"	2 3/16"	7/8"	3/8"	1 1/2"	3/4"	9.5mm	38mm	19mm	IC	6	24	<b>\$57.90</b>
999157	KS43F3200	1 15/16"	2 3/16"	7/8"	3/8"	2"	3/4"	9.5mm	51mm	19mm	IC	6	24	<b>61.30</b>

## Custom Engraving - Optional



- NOTES:**
- 1) A one time set up cost of \$85 net will be added to the first order under part number 50-020.
  - 2) A \$8.00 net per piece engraving fee will be added to net product cost.
  - 3) Custom engraving requires submission of completed "Custom Logo Request" form (see **Forms**) and scaleable logo line art in DXF format to TSSEC@irco.com.
  - 4) Minimum order quantity is 6.
  - 5) XKS-000-XXX part number is assigned by Technical Services and is keyed in the accessory field as part of the product part number.

Custom engraving is available on the following parts.

### Brass Padlocks - Listed on page

KS23D2300	
KS23F2300	
KS43D2300	PS-5
KS43F2300	
<hr/>	
KS23D2200	
KS23F2200	
KS43D2200	PS-6
KS43F2200	
<hr/>	
KS43D3200	
KS43F3200	PS-8

### Chrome Plated Brass Padlocks - Listed on page

KS11D1200	
KS11F1200	
KS21D1200	
KS21F1200	PS-7
KS41D1200	
KS41F1200	

# Portable Security - Stocked Parts and Accessories

Portable Security



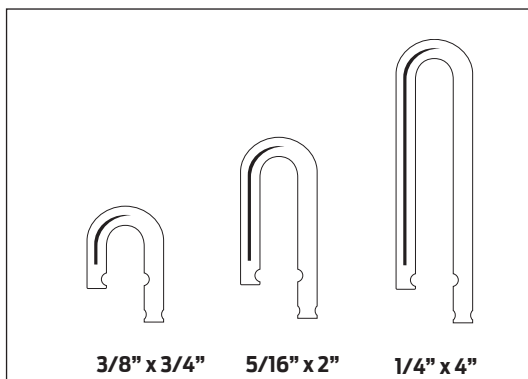
## FEATURES & SPECIFICATIONS

- Must be ordered in box quantity
- Replacement parts and accessories discounted at full lock discount

UPC 720018-	Part #	Description	Box Quantity	Carton Quantity	List Price Each
<b>SERVICE REPAIR KIT - PADLOCK &amp; CABLES - CONVENTIONAL KEY-IN-KNOB &amp; SFIC</b>					
997818	KZ390AL	Service Repair Kit — Includes 10 of each part below except KZ35AC1, KZ35AC2, KZ36EB0 - Qty 20; KZ37000 - Qty 1 and also includes pliers	1	6	<b>\$418.00</b>
<b>PADLOCK PARTS - CONVENTIONAL KEY-IN-KNOB</b>					
998204	KZ32CB1	Key Retaining Locking Cam, 10, 20, 40, 80, 90 Series	30	240	<b>\$2.20</b>
997788	KZ32DA0	Driver	30	240	<b>2.20</b>
<b>PADLOCK PARTS - SFIC</b>					
998259	KZ31CB1	Key Retaining Locking Cam, 10, 20, 40, 80, 90 Series	30	240	<b>\$1.30</b>
998303	KZ31DA0	Throw Member	30	240	<b>2.50</b>
<b>ACCESSORIES</b>					
997900*	KZ200AL	9" Nickel Plated Steel Retaining Chain	6	36	<b>\$7.20</b>

\* Fits shackles diameters 1/4" - 3/8".

PS-10



**FEATURES & SPECIFICATIONS**

- Parts and Accessories discounted at full lock discount.
- Must be ordered in box quantity.

UPC 720018-	Part #	Shackle Dimension			Shackle Dimension (metric)			Box Quantity	Carton Quantity	List Price Each
		A	B	C	A	B	C			
<b>HARDENED STEEL SHACKLES - FOR USE WITH 10 SERIES PADLOCKS</b>										
997214	KZ11A10	1/4"	3/4"	3/4"	6.4mm	19mm	19mm	6	36	\$4.70
997184	KZ11D10	1/4"	1 1/2"	3/4"	6.4mm	38mm	19mm	6	36	5.70
997153	KZ11F10	1/4"	2"	3/4"	6.4mm	51mm	19mm	6	36	5.80
997122	KZ11G10	1/4"	4"	3/4"	6.4mm	102mm	19mm	6	36	8.10
<b>HARDENED STEEL SHACKLES - FOR USE WITH 20 SERIES PADLOCKS</b>										
997177	KZ11D20	5/16"	1 1/2"	3/4"	8mm	38mm	19mm	6	36	\$7.10
997115	KZ11G20	5/16"	4"	3/4"	8mm	102mm	19mm	6	36	10.30
<b>HARDENED STEEL SHACKLES - FOR USE WITH 40 SERIES PADLOCKS</b>										
997139	KZ11F40	3/8"	2"	3/4"	9.5mm	51mm	19mm	6	36	\$9.20
997108	KZ11G40	3/8"	4"	3/4"	9.5mm	102mm	19mm	6	36	12.70
<b>BRASS SHACKLES - FOR USE WITH 10 SERIES PADLOCKS</b>										
997061	KZ12D10	1/4"	1 1/2"	3/4"	6.4mm	38mm	19mm	6	36	\$5.70
997009	KZ12G10	1/4"	4"	3/4"	6.4mm	102mm	19mm	6	36	8.10
<b>BRASS SHACKLES - FOR USE WITH 20 SERIES PADLOCKS</b>										
997054	KZ12D20	5/16"	1 1/2"	3/4"	8mm	38mm	19mm	6	36	\$7.10
996996	KZ12G20	5/16"	4"	3/4"	8mm	102mm	19mm	6	36	10.30
<b>BRASS SHACKLES - FOR USE WITH 40 SERIES PADLOCKS</b>										
997047	KZ12D40	3/8"	1 1/2"	3/4"	9.5mm	38mm	19mm	6	36	\$8.90
996989	KZ12G40	3/8"	4"	3/4"	9.5mm	102mm	19mm	6	36	12.70
<b>STAINLESS STEEL SHACKLES - FOR USE WITH 10 SERIES PADLOCKS</b>										
001270	KZ13D10	1/4"	1 1/2"	3/4"	6.4mm	38mm	19mm	6	36	\$5.70
001287	KZ13F10	1/4"	2"	3/4"	6.4mm	51mm	19mm	6	36	5.80
<b>STAINLESS STEEL SHACKLES - FOR USE WITH 20 SERIES PADLOCKS</b>										
001294	KZ13D20	5/16"	1 1/2"	3/4"	8mm	38mm	19mm	6	36	\$7.10
001300	KZ13F20	5/16"	2"	3/4"	8mm	51mm	19mm	6	36	7.40
<b>STAINLESS STEEL SHACKLES - FOR USE WITH 40 SERIES PADLOCKS</b>										
001317	KZ13D40	3/8"	1 1/2"	3/4"	9.5mm	38mm	19mm	6	36	\$8.90
001324	KZ13F40	3/8"	2"	3/4"	9.5mm	51mm	19mm	6	36	9.20

**FEATURES & SPECIFICATIONS**

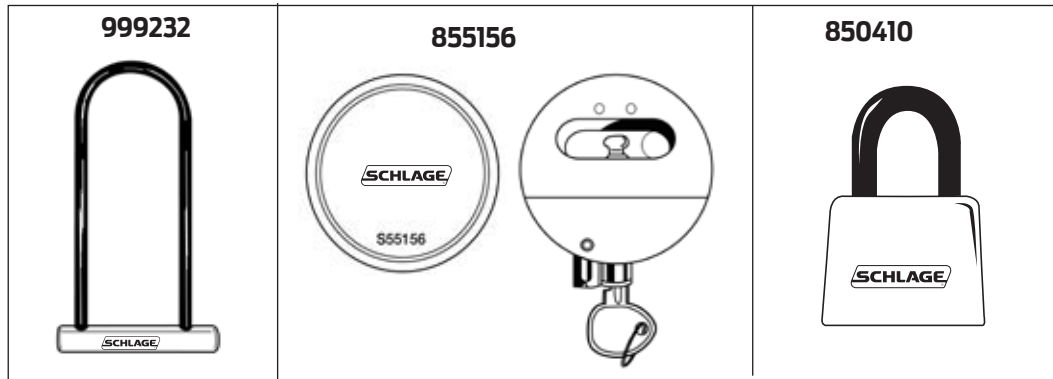
- Must be ordered in box quantity
- Replacement parts and accessories discounted at full lock discount
- **While supplies last**

UPC 720018-	Part #	Description	Box Quantity	Carton Quantity	List Price Each
<b>PADLOCK PARTS - CONVENTIONAL KEY-IN-KNOB &amp; SFIC</b>					
997801	KZ35AA1	Shackle Spring, 10 Series	30	240	<b>\$0.46</b>
997795	KZ35AA2	Shackle Spring, 20, 80 Series	30	240	<b>0.46</b>
996972	KZ35AA3	Shackle Spring, 40, 90 Series	30	240	<b>0.46</b>
996958	KZ35AB1	Shackle Mounting Screw, 10, 20, 40 Series	30	240	<b>1.30</b>
997894	KZ35AC1	Locking Ball Bearing, 10, 20, 40, 80, 90 Series	30	240	<b>1.00</b>
<b>PADLOCK PARTS - CONVENTIONAL KEY-IN-KNOB</b>					
998167	KZ32BB0	Cylinder Housing Screw	30	240	<b>\$1.00</b>
998174	KZ32CA1	Locking Cam, 10, 20, 40, 80, 90 Series	30	240	<b>2.20</b>
998228	KZ32CC0	Key Stop	30	240	<b>0.46</b>
<b>PADLOCK &amp; CABLE PARTS - CONVENTIONAL KEY-IN-KNOB</b>					
998143	KZ38BA1*	Cylinder Housing, 20, 40, 70, 80, 90, KC Series	20	160	<b>\$7.60</b>
<b>PADLOCK PARTS - SFIC</b>					
998235	KZ31CA1	Locking Cam, 10, 20, 40, 80, 90 Series	30	240	<b>\$2.20</b>
998273	KZ31CC1	Steel Retainer Plate, 10, 20, 40, 80, 90 Series	30	240	<b>1.30</b>
998297	KZ31CD0	Steel Retainer Plate Screw	30	240	<b>1.60</b>
998433	KZ37000	Installation Tool	6	36	<b>3.20</b>
<b>CABLE PARTS</b>					
998365	KZ34DA0	Driver, Key-In-Knob	30	240	<b>\$2.30</b>

\*Cable series can use either Cylinder Housing part KZ38BA1 or KZ38BA2.

**FLEX SECURITY FEATURES & SPECIFICATIONS**

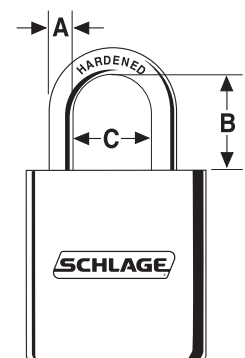
- Non rekeyable
- Retail vis-packed
- Must be ordered in case quantity multiples



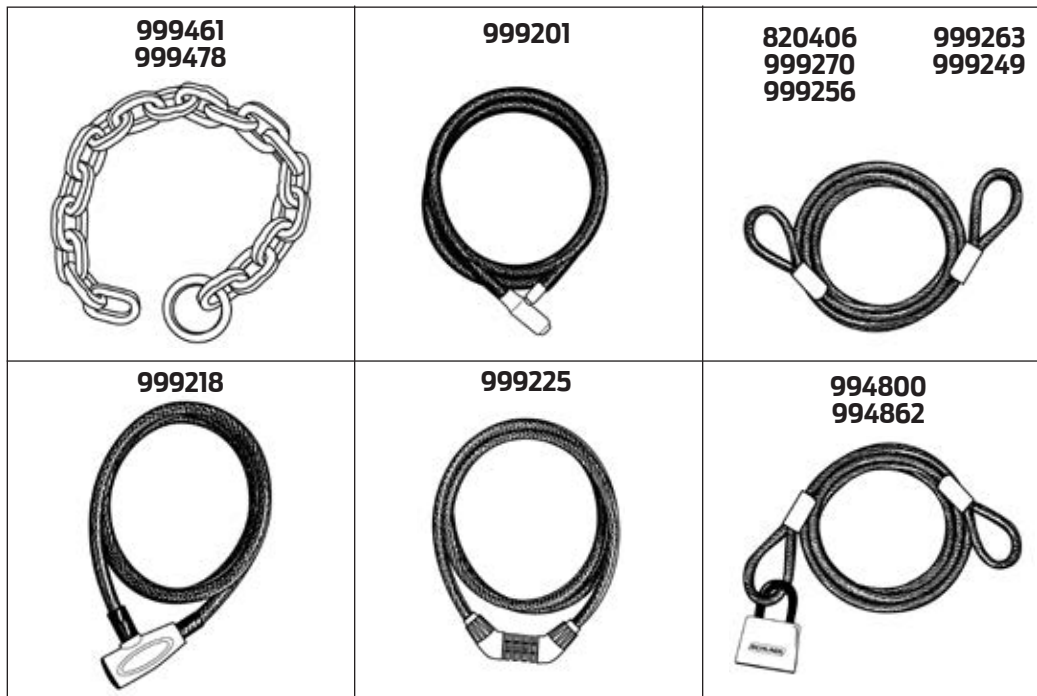
Special Use Padlocks										
UPC	Part Number	Shackle Dimension			Shackle Dimension (metric)			Padlock Width	Case Qty	Price Each
		A	B	C	A	B	C			
<b>Extra Large Padlock</b>										
720018999232	999232	1/2"	11"	4"	12mm	275mm	102mm	7 1/4"	5	\$34.00
<b>Shackle-less Padlock</b>										
720018855156	855156	-	-	-	-	-	-	2 7/8"	6	\$42.70

Covered Laminated Steel Padlocks							
UPC	Part Number	Shackle Dimension			Padlock Width	Case Qty	Price Each
		A	B	C			
<b>Covered Laminated Steel Padlocks</b>							
720018850410*	850410*	1/4"	1 1/8"	3/4"	1 1/2"	3	\$23.40

\* 2 KA units per pack. 6 Packs keyed different per case.



Shackle Dimensions



**FLEX SECURITY  
FEATURES &  
SPECIFICATIONS**

- Non rekeyable
- Retail vis-packed
- Must be ordered in case quantity multiples

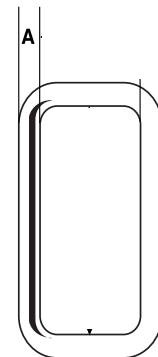
**Security Chains**

UPC	Part Number	Shackle Dimension	Chain Length	Case Qty	Price Each
		A			
<b>Cinch Ring Security Chains</b>					
720018999478	999478	1/2"	5'	1	\$84.10
720018999461	999461	1/2"	3' 3"	1	44.50

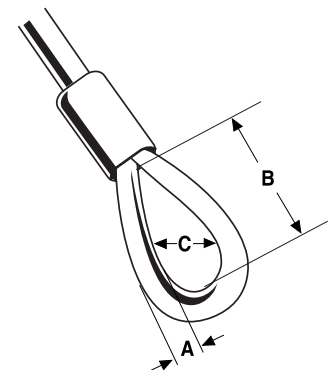
**Security Cables and Locking Cables**

UPC	Part Number	Cable Dia.	Loop Dimension		Cable Length	Case Qty	Price Each
		A	B	C			
<b>Heavy Duty Locking Cable - Schlage Rekeyable</b>							
720018999201	999201	5/8"	-	-	6'	5	\$62.60
<b>Heavy Duty Flexible Steel Cables</b>							
720018820406	820406	5/8"	3 3/8"	1 5/8"	7'	5	\$38.50
<b>Flexible Steel Cables</b>							
720018999270	999270	3/8"	2 1/4"	1 1/8"	30'	4	\$49.10
720018999263	999263	3/8"	2 1/4"	1 1/8"	15'	4	30.60
720018999256	999256	3/8"	2 1/4"	1 1/8"	7'	4	18.10
720018999249	999249	3/8"	2 1/4"	1 1/8"	4'	4	14.10
<b>Key Cable</b>							
720018999218	999218	1/2"	-	-	5'	4	\$25.90
<b>Resettable Combination Cable</b>							
720018999225	999225	3/8"	-	-	5'	4	\$26.90
<b>Flexible Steel Cable and Covered Laminated Steel Padlock</b>							
720018994800	994800	3/8"	2 1/4"	1 1/8"	4'	4	\$24.30
720018994862	994862	3/8"	2 1/4"	1 1/8"	15'	4	38.20

**Link Dimensions**

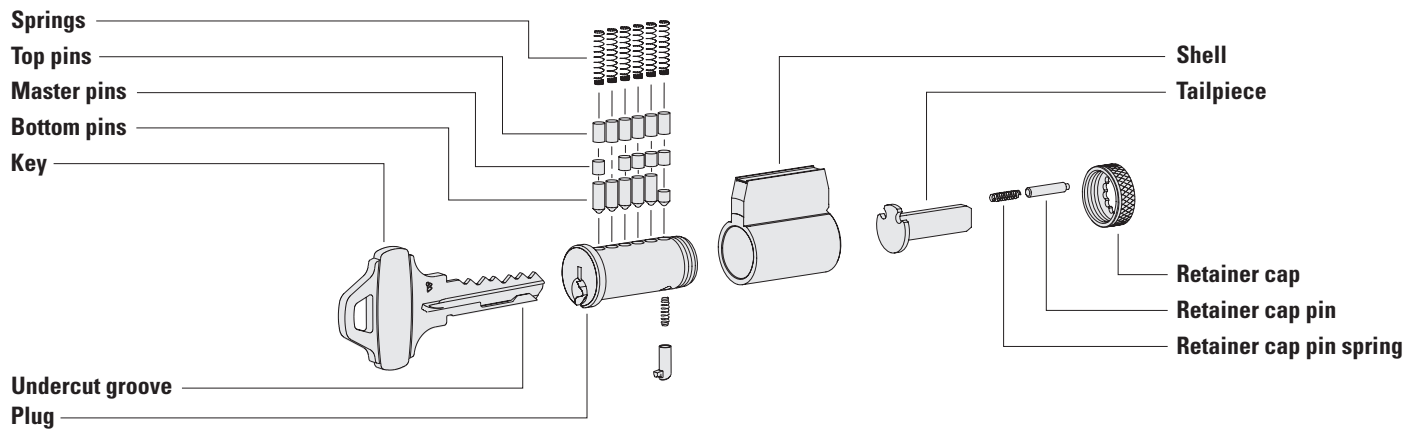


**Loop Dimensions**





## Exploded View - Everest Key-in-Knob/Lever Cylinder



# CYLINDERS

## Ordering Procedures

To order Schlage products, descriptive data should be in the same sequence as shown below.

Line Item	Qty	Product	Outside		Inside		Hand	Latch	Strike	Dr Thk	Ext	DIM	Additional Details
			DES	FIN	DES	FIN							
1	10	20-001 S125		626								118	

**Line Item:** Line item number

**Qty:** Quantity

**Product:** Product number + keyway

**Outside Des:** Not Applicable

**Outside Fin:** Cylinder face finish color (for Key in Lever cylinders, choose plug face color - 606 or 626)

**Inside Des:** Not Applicable

**Inside Fin:** Not Applicable

**Hand:** Not Applicable

**Latch:** Not Applicable

**Strike:** Not Applicable

**Dr Thk:** Not Applicable

**Ext:** Not Applicable

**Dim:** for mortise cylinder length (Written as 1 1/8" = 118, 1 3/4" - 134 etc.)

**Additional**

**Details:** Keying instructions (KA, KD, O-bitted), Primus XP #, Everest 29 Facility Code, Locksmith ID#, Additional stamping instructions

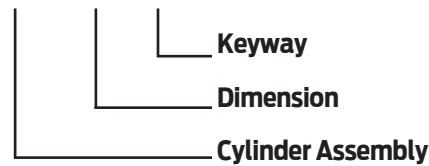
Common Pricing Information	
1.	Locks are furnished with standard features unless otherwise specified.
2.	Door thickness is 1 3/4" unless otherwise specified.
3.	Split finishes and designs will be priced at the highest list price of the design and/or finish.
4.	Engineering specials are denoted by a part number beginning with "X" and are not subject to standard discounting.
5.	⌚ denotes a lock or part that requires an extended lead time.
6.	👤 denotes a handed product and requires handing to be specified.
7.	For all restricted keyways (Everest D, Everest 29 T, Quad, Numbered, Reversed) add \$15.00. This does not apply to Primus cylinders. See Terms and Conditions for ordering information and requirements.
8.	Locks, keys and cylinders containing restricted keyways require additional documentation to order. Please see Terms and Conditions for the specific requirements.
9.	Keyway must be specified for keyed functions and cylinders. If not specified, default keyway will be S123 for KA, KD and O-bitted product and S145 for Factory managed masterkey systems.
10.	Multiple keying options are available. Locks and cylinders are furnished KD unless otherwise specified or excepted by notation.
11.	Control Keys for permanent and construction cores are not included with the lock or cylinder and must be ordered separately.
12.	Locks specified with "C" keyway and KD or O-bitted will receive 6 pin cylinders.
13.	Full Size Interchangeable Cores (FSIC) are furnished 1-bitted unless otherwise specified. If O-bitted is selected, the order will be entered as 1-bitted. This does not apply to FSIC Primus® cores.
14.	Conventional cylinders, Primus cylinders (conventional and FSIC) can be supplied O-bitted. If 1-bitted is selected, the order will be entered as O-bitted.
15.	Available plug face finishes are 606 and 626. For brass or bronze finish colors, the plug face finish is 606. For chrome, nickel or stainless steel finish colors, the plug face finish is 626.
16.	Specify LKB if O-bitted Primus cylinders are required "Less Key Blanks." Deduct <b>\$14.60</b> per cylinder.
17.	For hotel function cylinders: Not available in Primus. Furnished O-bitted. Emergency keys must be ordered separately.
18.	Locks and cylinders will be furnished with 2 keys each as standard. Additional keys will be charge at the additional cut keys charge appropriate for the cylinder/key type

**Table of Contents**

<b>Multiple Tailpiece Cylinders</b>	<b>CYL-4</b>
<b>Bulk Pack Cylinders</b>	<b>CYL-5</b>
<b>Primus Cylinders-Sub-Assembled</b>	<b>CYL-9</b>
<b>A &amp; H, AD, AL, CL, D, ND, KS, S &amp; S200</b>	<b>CYL-10</b>
Tailpieces & Actuators .....	CYL-16
Miscellaneous Parts .....	CYL-17
<b>B500</b>	<b>CYL-18</b>
Standard Cylinders & Housings .....	CYL-18
Tailpieces, Drivers & Parts .....	CYL-19
<b>B250, B400, E/B, F100, H, MD, S200</b>	<b>CYL-20</b>
Deadbolt Cylinders .....	CYL-20
IC Cylinders & Miscellaneous Parts .....	CYL-21
Collars, Tailpieces and Reference Tables .....	CYL-22
<b>B600/700/800</b>	<b>CYL-24</b>
Reference Table .....	CYL-24
Miscellaneous Parts and Tailpieces .....	CYL-26
IC Housings and Parts .....	CYL-27
<b>Mortise</b>	<b>CYL-28</b>
Standard Cylinders, L-Series .....	CYL-28
Standard Cylinders for Adams Rite, Adams Rite, Lori & Corbin Russwin .....	CYL-29
Concealed Shell Cylinders .....	CYL-31
Cams, Cam Screws, Dummy Cylinder .....	CYL-32
Full Size Interchangeable Core .....	CYL-33
Small Format Interchangeable Core .....	CYL-35
Cylinder Lengths and Collars By Application .....	CYL-37
<b>Schlage cylinders for Falcon &amp; Von Duprin</b>	<b>CYL-39</b>
<b>Rim Cylinders</b>	<b>CYL-41</b>
<b>Interchangeable Cores</b>	<b>CYL-43</b>
Full Size Interchangeable Cores .....	CYL-43
Small Format Interchangeable Cores .....	CYL-44
<b>Competitor Retrofit Cylinders</b>	<b>CYL-45</b>
Corbin Russwin, Sargent, Yale Key-in-Knob/Lever .....	CYL-45
Reference Tables .....	CYL-46
Corbin Russwin Master Ring .....	CYL-47
Cams to Operate Competitor Locks .....	CYL-48
<b>Letter/Mail Box</b>	<b>CYL-50</b>
<b>Special Cylinders</b>	<b>CYL-51</b>
<b>Pins, Springs &amp; Pinning Components</b>	<b>CYL-52</b>
Full Size .....	CYL-52
Small Format .....	CYL-53
<b>Plugs</b>	<b>CYL-56</b>
<b>Shells</b>	<b>CYL-58</b>

**Product Identification**

20-001 118 XXXX



**Full Size Cylinders and Cores**

When ordering full size cylinders, specify the conventional or Primus cylinder number, dimension (where required), keyway (e.g. C, CP, C123, S123 etc ) or keyway family (e.g. Obverse, Everest® Family, Everest D Family, Everest 29 T) and finish. If no keyway is specified, master keyed products will default to Everest 29 S145 and non-master keyed products will default to S123.

**Small Format Interchangeable Cores**

Small format cores are available only in Everest and Everest 29 restricted keyways and certain Best® keyways. Small format cores cannot be keyed into the same system as full size cylinders and cores because the keyways are different.

See **Schlage Cylinder & Keyway Terminology** for more details on Schlage's terminology.

**Finish Codes and Descriptions**

Code		Description
605	(US 3)	Bright Brass
606	(US 4)	Satin Brass
609	(US 5)	Antique Brass
612	(US 10)	Satin Bronze
613	(US 10B)	Oil Rubbed Bronze
619	(US 15)	Satin Nickel
625	(US 26)	Bright Chromium Plated
626	(US 26D)	Satin Chromium Plated
629	(US 32)	Bright Stainless Steel
630	(US 32D)	Satin Stainless Steel
643e	(US11)	Aged Bronze

**Standard Features\***

Certification	BHMA certified to ANSI A156.5, 2001, Grade 1 Operational
Key Patents	Primus XP keys are protected against unauthorized duplication by U S utility patents 7 159 424 Everest and Everest Primus XP keys are protected by U S design patents 428,324 and 426,452. Everest 29 and Everest 29 Primus XP keys are protected by U S patent US 7,665,337
Standard Cylinder	Solid Brass 6 pin plugs and shells. Mortise and Rim cylinders utilize a two piece Stainless Steel sintered housing secured by 2 Torx® screws. Standard keyway is Everest 29 S123, furnished Keyed Different (KD) with two 6 pin nickel silver keys (except F series knobs and levers). Mortise cylinder standard lengths are 1 1/8" for conventional cylinders, 1 1/2" for large format interchangeable core and 1 3/8" for small format interchangeable core.
SFIC	Everest 29 R and Everest B combined cores includes 2 change keys. Small format cores are available either uncombined or combined. Control keys must be ordered separately.
FSIC	Full size conventional cores are furnished 1-bitted. Primus cores are furnished 0-bitted. Primus
Primus	XP cylinders are furnished MK, KA, KD, or Less Key Blank (LKB). See <b>Terms &amp; Conditions: Primus Sales Policy</b> for additional details.

Conventional non-IC cylinders: Available 0-Bitted. 1-Bitted is not available and if specified, 0-bitted will be furnished.

Conventional FSIC cylinders: Furnished 1-bitted. 0-Bitted is not available and if specified, 1-bitted will be furnished.

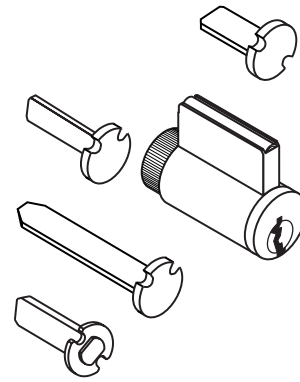
Primus cylinders: Furnished 0-bitted. 1-Bitted is not available and if specified, 0-bitted is furnished.

**Reduce Cylinder Inventory**

Multiple tailpiece cylinders allow high inventory flexibility with low investment. Included with each cylinder are tailpieces to suit these locks:

- A-Series (all designs)
- AL-Series
- D-Series Knobs
- H-Series Knobs (all designs)
- ND-Series Levers

Cylinders are furnished 0-bitted. Conventional cylinders are furnished with two (2) blank keys. Not available in Faculty Restroom (hotel) function.




<b>Multiple Tailpiece Key-in-Knob/Lever Cylinders</b>				
<b>Keyway</b>	<b>Contents</b>	<b>Part Number</b>	<b>Price Each</b>	
			Open	Restricted
All Keyways Everest, Everest 29 and Classic Families	(1) Pre-assembled cylinder 0-bitted, less tailpiece (1) A301-338 tailpiece, A & H-Series Orbit (1) A700-031 tailpiece, A, AL, H-Series (except Orbit) (1) C603-524 tailpiece, D-Series Knobs (1) N523-022 tailpiece, ND-Series Levers (yellow) (2) C503-115 cap pin springs (2) C503-116 cap pins (2) Key Blanks 35-009 (Everest C) OR 35-002 (Everest D) OR 35-270 (Everest 29 S) OR 35-268 (Everest 29 T)	40-100	<b>55.00</b>	<b>70.00</b>
Primus / Primus XP All Keyways (Classic, Everest and Everest 29)	(1) Pre-assembled cylinder 0-bitted, less tailpiece, LESS keys (1) A301-338 tailpiece, A & H-Series Orbit (1) A700-031 tailpiece, AL-Series (1) C603-524 tailpiece, D-Series Knobs (1) N523-022 tailpiece, ND-Series Levers (yellow) (2) C503-115 cap pin springs (2) C503-116 cap pins ****Primus Keys must be ordered separately****	40-700* / 40-700-XP Controlled Access	<b>123.00</b>	<b>123.00</b>
		40-500* / 40-500-XP UL437 Listed	<b>151.00</b>	<b>151.00</b>
Order Examples:	40-100 626 S123			
	40-700-XP 606 S123 (must specify Primus account information and provide necessary Primus documents)			

*\*Primus key blanks must be ordered separately.*

**Key Large Jobs Faster!**

Bulk Packs are kits that contain all of the components needed to build 10 cylinders. For added convenience the shells are pre-loaded with pins and springs and slid onto a follower. Cams and tailpieces are sold separately in economical 10-packs to maximize flexibility. **Keys and Primus components are also sold separately.** The unit price of the unassembled cylinder is up to 15% less than buying it completely assembled. In addition to this savings, labor time is reduced since cylinders don't have to be taken apart before being pinned in the field. Not available in Faculty Restroom (hotel) functions. Must specify finish color, length and keyway.

**09-764\***  
Everest Primus and Everest 29 Primus Bulk Pack



(Includes 10 of each item shown)

**10-Piece Bulk Pack Key-in-Knob/Lever Cylinders**

Contents (10 each)	Cylinder Mechanism	Keyway Type	Bulk Pack Number	Price Each Pack	
				Open	Restricted
Loaded shells Plugs Caps Cap pins Cap pin springs Check pins (Everest and Everest 29 Conventional only) Check pin springs	Conventional	Classic	09-409	\$436.00	\$586.00
		Everest and Everest 29 Family	09-751	436.00	586.00
	Primus/Primus XP	Everest and Everest 29	09-764	864.00	
	Primus/Primus XP	Classic	09-833	864.00	

**10-Piece Bulk Pack Mortise Cylinders**

Contents (10 each)	Cylinder Mechanism	Keyway Type	Bulk Pack Number	Price Each Pack	
				Open	Restricted
Loaded shells Plugs Cam Screws Check pins (Everest and Everest 29 conventional only) Check pin springs	Conventional	Classic	09-412	\$515.00	\$665.00
		Everest and Everest 29 Family	09-754	515.00	665.00
	Primus/Primus XP	Everest and Everest 29	09-767	946.00	
	Primus/Primus XP	Classic	09-835	946.00	

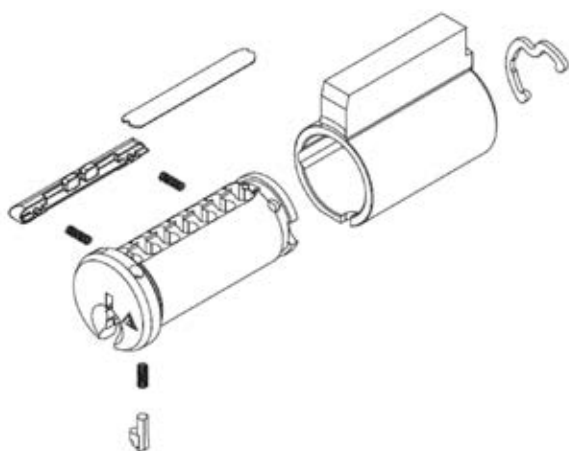
*See next page for cams, collars sold separately.  
Available in 1 1/8" and 1 1/4" only.*

**10-Piece Bulk Pack Rim Cylinders**

Contents (10 each)	Cylinder Mechanism	Keyway Type	Bulk Pack Number	Price Each Pack	
				Open	Restricted
Loaded shells Plugs Caps Cap Pins Collars Tailpieces Drivers Cap pin springs Screws & back plate packs Check pins (Everest and Everest 29 Conventional only) Check pin springs	Conventional	Classic	09-410	\$598.00	\$748.00
		Everest and Everest 29 Family	09-752	598.00	748.00
	Primus/Primus XP	Everest and Everest 29	09-765	979.00	
	Primus/Primus XP	Classic	09-834	979.00	

**10-Piece Bulk Pack Interchangeable Cores**

Contents (10 each)	Cylinder Mechanism	Keyway Type	Bulk Pack Number	Price Each Pack	
				Open	Restricted
Loaded shells Plugs Caps Cap pins & springs Actuating rings Actuating pins Control pins Check pins (Everest and Everest 29 Conventional only) Check pin springs	Conventional	Classic	09-411	\$528.00	\$678.00
		Everest and Everest 29 Family	09-753	528.00	678.00
	Primus/Primus XP	Everest and Everest 29	09-766	1,034.00	
	Primus/Primus XP	Classic	09-836	1,034.00	



**Unassembled Multiple Tailpiece Key-in-Lever SL Cylinders**

Keyway	Contents	Part Number	Price Each
			Restricted
Everest B and Everest 29 R Families of keyways	"(1) 33-213 Plug (1) A508-660 Body (1) C604-471 Retaining Clip (1) 90-210 Locking Sidebar for SL (2) C604-472 SL Sidebar Springs (1) 34-950 R/B Everest Check Pin (1) C504-116 R/B Everest Check Pin Spring (1) 90-212 SL Plug cover (1) 90-211 End Cap for SL Cylinders (1) 90-002 SL End Cap Pin (1) C603-952 SL End Cap Spring (1) A301-338 tailpiece, A & H-Series Orbit (1) A700-031 tailpiece, A, AL, H-Series (except Orbit) (1) C603-524 tailpiece, D-Series Knobs (1) N523-022 tailpiece, ND-Series Levers (yellow)  ***Cylinder Is Shipped Unassembled In The Box*** ****Does Not Include L Pins, L Pin Springs Or Key Blanks****"	91-200	<b>\$47.00</b>
Primus XP Everest B and Everest 29 R Families of keyways	"(1) Plug for SL Primus XP (1) A508-661 SL Primus XP Body (1) C604-471 Retaining Clip (1) 90-210 Locking Sidebar for SL (2) C604-472 SL Sidebar Springs (1) C603-950 Primus Sidebar (2) C603-952 Primus Side Bar Springs (1) 90-212 SL Plug cover (1) 90-211 End Cap for SL Cylinders (1) 90-002 SL End Cap Pin (1) C603-952 SL End Cap Spring (1) A301-338 tailpiece, A & H-Series Orbit (1) A700-031 tailpiece, A, AL, H-Series (except Orbit) (1) C603-524 tailpiece, D-Series Knobs (1) N523-022 tailpiece, ND-Series Levers (yellow)  ***Cylinder Is Shipped Unassembled In The Box*** ****Does Not Include L Pins, L Pin Springs, Primus Finger Pins, Primus Finger Pin Springs Or Key Blanks****"	91-700 Controlled Access	<b>85.00</b>
		91-500 UL 437 Listed	<b>114.00</b>

<b>10-Piece Bulk Packs for Unassembled Everest and Everest 29 SL Cylinders</b>						
Cylinder Type	Contents	Cylinder Mechanism	Keyway	Bulk Pack Number	Price Each Pack	
					Restricted	
Key-inLever	(10) 33-213 Plug (10) A508-660 Body (10) C604-471 Retaining Clip (10) 90-210 Locking Sidebar for SL (20) C604-472 SL Sidebar Springs (10) 34-950 R/B Everest Check Pin  ***Cylinder Is Shipped Unassembled In The Box*** ****Does Not Include L Pins, L Pin Springs Or Key Blanks****	(10) C504-116 R/B Everest Check Pin Spring (10) 90-212 SL Plug cover (10) 90-211 End Cap for SL Cylinders (10) 90-002 SL End Cap Pin (10) C603-952 SL End Cap Spring	SL Cylinder	Everest B or Everest R Keyway Families	91-451	<b>\$458.00</b>
	(10) Plug for SL Primus XP (10) A508-661 SL Primus XP Body (10) C604-471 Retaining Clip (10) 90-210 Locking Sidebar for SL (20) C604-472 SL Sidebar Springs (10) C603-950 Primus Sidebar  ***Cylinder is shipped unassembled in the box*** ****Does not include L pins, L pin springs, Primus finger pins, Primus finger pin springs or key blanks****	(20) C603-952 Primus Side Bar Springs (10) 90-212 SL Plug cover (10) 90-211 End Cap for SL Cylinders (10) 90-002 SL End Cap Pin (10) C603-952 SL End Cap Spring	SL Primus XP	Everest B or Everest R Keyway Families	91-551	<b>843.00</b>
Mortise	(10) 33-213 Plug (10) A508-660 Body (10) C604-471 Retaining Clip (10) 90-210 Locking Sidebar for SL (20) C604-472 SL Sidebar Springs (10) 34-950 R/B Everest Check Pin  ***Cylinder is shipped unassembled in the box. Cams and collars sold seperately*** ****Does not include L pins, L pin springs or key blanks****	(10) C504-116 R/B Everest Check Pin Spring (10) 90-212 SL Plug cover (10) Front and Back Mortise Housings with Screws (Specify Finish and Length) (10) 90-002 SL End Cap Pin (10) C603-952 SL End Cap Spring	SL Cylinder	Everest B or Everest R Keyway Families	91-452	<b>541.00</b>
	(10) Plug for SL Primus XP (10) A508-661 SL Primus XP Body (10) C604-471 Retaining Clip (10) 90-210 Locking Sidebar for SL (20) C604-472 SL Sidebar Springs (10) C603-950 Primus Sidebar  ***Cylinder is shipped unassembled in the box. See SL cams table for available cams. Cams and collars sold seperately*** ****Does not include L pins, L pin springs, Primus finger pins, Primus finger pin springs or key blanks****	(20) C603-952 Primus Side Bar Springs (10) 90-212 SL Plug cover (10) Front and Back Mortise Housings with Screws (Specify Finish and Length) (10) 90-002 SL End Cap Pin (10) C603-952 SL End Cap Spring	SL Primus XP	Everest B or Everest R Keyway Families	91-552	<b>927.00</b>
Rim	(10) 33-213 Plug (10) A508-660 Body (10) C604-471 Retaining Clip (10) 90-210 Locking Sidebar for SL (20) C604-472 SL Sidebar Springs (10) 34-950 R/B Everest Check Pin (10) C504-116 R/B Everest Check Pin Spring  ***Cylinder is shipped unassembled in the box*** ****Does not include L pins, L pin springs or key blanks****	(10) 90-212 SL Plug cover (10) Front and Back Rim Housings with Screws (Specify Finish) (10) Rim Cylinder Driver and Tailpiece (10) 90-211 End Cap for SL Cylinders (10) 90-002 SL End Cap Pin (10) C603-952 SL End Cap Spring	SL Cylinder	Everest B or Everest R Keyway Families	91-453	<b>572.00</b>
	(10) Plug for SL Primus XP (10) A508-661 SL Primus XP Body (10) C604-471 Retaining Clip (10) 90-210 Locking Sidebar for SL (20) C604-472 SL Sidebar Springs (10) C603-950 Primus Sidebar (20) C603-952 Primus Side Bar Springs  ***Cylinder is shipped unassembled in the box*** ****Does not include L pins, L pin springs, Primus finger pins, Primus finger pin springs or key blanks****	(10) 90-212 SL Plug cover (10) Front and Back Rim Housings with Screws (Specify Finish) (10) Rim Cylinder Driver and Tailpiece (10) 90-211 End Cap for SL Cylinders (10) 90-002 SL End Cap Pin (10) C603-952 SL End Cap Spring	SL Primus XP	Everest B or Everest R Keyway Families	99-553	<b>958.00</b>



**CYLINDERS / KEYS / AUXILIARY**

**Bulk Pack Modular SL Cylinder Cams and Collars**

Keyway Type	Type	Contents (10 each)	Bulk Pack Part Number	Price Each Pack
All (Classic / Everest C, D, Everest 29 S, T & Primus, etc)	Straight Cam - Modular cylinders length (1-1/8; 1-3/8; 1-5/8)	L583-476	09-195	<b>\$27.00</b>
	Straight Cam - Modular cylinders length (1-1/4; 1-1/2; 1-3/4)	L583-477	09-196	<b>27.00</b>
	L-Series Cam - Modular cylinders length (1-1/8; 1-3/8; 1-5/8)	L583-474	09-197	<b>27.00</b>
	L-Series Cam - Modular cylinders length (1-1/4; 1-1/2; 1-3/4)	L583-475	09-198	<b>27.00</b>
	Adam's Rite Kit - Modular cylinders length (1-1/8; 1-3/8; 1-5/8)	L583-446 36-079-037 B220-050	09-199*	<b>134.00</b>
	Adam's Rite Kit - Modular cylinders length (1-1/4; 1-1/2; 1-3/4)	L583-447 36-079-037 B220-050	09-200*	<b>134.00</b>
Everest SL Cylinders using Everest B and Everest 29R Keyways	Straight Cam - Twist and Lock Design for 1-1/8"	L583-802	91-194	<b>42.00</b>
	Straight Cam - Twist and Lock Design for 1-1/4"	L583-803	91-195	<b>42.00</b>
	L Series Cam - Twist and Lock Design for 1-1/8"	L583-800	91-196	<b>42.00</b>
	L Series Cam - Twist and Lock Design for 1-1/4"	L583-801	91-197	<b>42.00</b>
	Adams Rite Cam - Twist and Lock Design for 1-1/8"	L583-773 36-079-037 B220-050	91-198	<b>149.00</b>
	Adams Rite Cam - Twist and Lock Design for 1-1/4"	L583-774 36-079-037 B220-050	91-199	<b>149.00</b>

\* Specify finish 605, 606, 612, 613, 625 or 626.

**CYL-8**

**10-Piece Tailpiece Packs for Bulk Pack Cylinders (Classic, Everest, Everest 29 & Primus)**

Cylinder Mechanism	Description	Contents (10 each)	Bulk Pack Part Number	Price Each Pack
All Modular Cylinders (Classic, Everest & Primus)	A-Series (except Orbit)	A301-337 with C603-098 security disc	09-756	<b>\$56.00</b>
	A-Series Orbit (except A73)	A301-338	09-757	<b>11.50</b>
	AL-Series	A700-031	09-416	
	D-Series Levers	C604-243	09-418	
	D-Series Knob	C603-524	09-417	
	ND-Series Levers	N523-022 (yellow)	09-019	

Keys

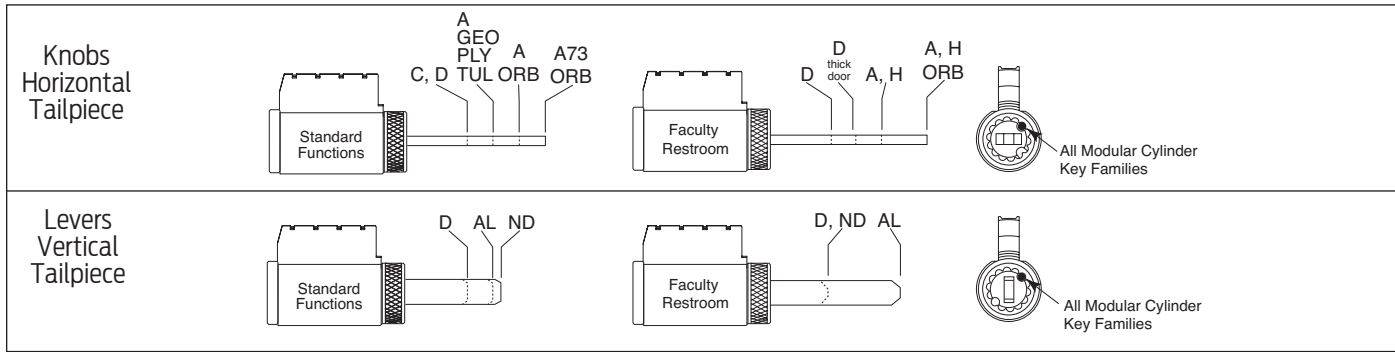
CL-Series



Primus Cylinders-Sub-Assembled			
Part Number		Type	Price Each
20-200	Primus Classic, Everest or Everest 29 (Specify Keyway)	Primus classic Key in Lever sub-assembled multiple tailpiece (A & H series Orbit A301-338, AL-Series A700-031, D-Series Levers and knobs C604-243, ND Series N523-022). *	<b>\$85.00</b>
20-201		Primus Classic Mortise Cylinder (specify 1-1/4" or 1-1/8") sub assembled multiple cams – Schlage (L583-474 or L583-475), AR (L583-476 or L583-477) and Standard (L583-446 or L583-447).*	<b>98.00</b>
20-202		Primus Classic Rim Cylinder sub-assembled. *	
20-203		Primus Classic FSIC sub-assembled.	
20-204		Primus Everest and Primus Everest 29 Key in Lever sub-assembled multiple tailpiece. (A & H-Series Orbit A301-338, AL-Series A700-031, D-Series Levers and knobs C604-243, ND-Series N523-022). *	<b>85.00</b>
20-205		Primus Everest and Primus Everest 29 Mortise Cylinder (1-1/4" or 1-1/8") sub-assembled multiple cams-Schlage (L583-474 or L583-475), AR (L583-476 or L583-477) and Standard (L583-446 or L583-447).	<b>98.00</b>
20-206		Primus Everest and Primus Everest 29 Rim Cylinder sub-assembled. *	<b>101.00</b>
20-207		Primus Everest and Primus Everest 29 FSIC sub-assembled. *	<b>90.00</b>
20-208		Primus Classic UL437 Key in Lever sub-assembled multiple tailpiece. (A & H -Series Orbit A301-338, AL-Series A700-031, D-Series Levers and knobs C604-243, ND-Series N523-022). *	<b>108.00</b>
20-209		Primus Classic UL437 Mortise Cylinder (specify 1-1/4" or 1-1/8") sub assembled. Multiple cams – Schlage (L583-474 or L583-475), AR (L583-476 or L583-477) and Standard (L583-446 or L583-447).*	<b>120.00</b>
20-210	Primus Classic UL 437 Rim Cylinder sub-assembled. *		
20-211	Primus Everest and Primus Everest 29 UL 437 Key in Lever sub-assembled. Multiple tailpiece (A & H-Series Orbit A301-338, AL-Series A700-031, D-Series Levers and knobs C604-243, ND-Series N523-022). *	<b>108.00</b>	
20-212	Primus Everest and Primus Everest 29 UL437 Mortise Cylinder (specify 1-1/4" or 1-1/8") sub assembled. Multiple cams – Schlage (L583-474 or L583-475), AR (L583-476 or L583-477) and Standard (L583-446 or L583-447).*	<b>120.00</b>	
20-213	Primus Everest and Primus Everest 29 UL 437 Rim Cylinder sub-assembled. *	<b>123.00</b>	

\* Please order separately: Keys, plug pins, Primus finger pins and finger pins springs, side bar and side bar springs.

Primus Competitor Cylinders-Sub-Assembled			
Part Number		Type	Price Each
20-221	Primus Classic, Everest or Everest 29 (Specify Keyway)	Primus, sub-assembly, key-in-knob cylinder for Corbin Russwin CL3300 C	<b>\$90.00</b>
20-219		Primus, sub-assembly, key-in-knob cylinder for Corbin Russwin CL3400, CL3600	
20-218		Primus, sub-assembly, key-in-knob cylinder for Corbin Russwin CK4200	
20-214		Primus, sub-assembly, key-in-knob cylinder for Sargent 7, 8, 10 Line Levers	
20-215		Primus, sub-assembly, key-in-knob cylinder for Sargent 7, 8, 9 Line Knobs	
20-216		Primus, sub-assembly, key-in-knob cylinder for Sargent 6 Line Except B Knob	
20-220		Primus, sub-assembly, key-in-knob for Yale 5300LN, 5400LN Levers	
20-217		Primus, sub-assembly, key-in-knob Yale 5300, 5400, 6200 Knobs	
20-222	Primus Classic, Everest or Everest 29 UL437 (Specify Keyway)	Primus, sub-assembly, key-in-knob cylinder for Sargent 7, 8, 10 Line Levers	<b>123.00</b>
20-223		Primus, sub-assembly, key-in-knob cylinder for Sargent 7, 8, 9 Line Knobs	
20-224		Primus, sub-assembly, key-in-knob cylinder for Sargent 6 Line Except B Knob	
20-225		Primus, sub-assembly, key-in-knob Yale 5300, 5400, 6200 Knobs	
20-228		Primus, sub-assembly, key-in-knob for Yale 5300LN, 5400LN Levers	
20-226		Primus, sub-assembly, key-in-knob cylinder for Corbin Russwin CK4200	
20-227		Primus, sub-assembly, key-in-knob cylinder for Corbin Russwin CL3400, CL3600	
20-229		Primus, sub-assembly, key-in-knob cylinder for Corbin Russwin CL3300	



## A & H-Series Knob Cylinder Reference Table

Function	Design	Cylinder Mechanism	Complete Cylinder	Price Each		Keyway Type	Plug (See CYL-53)	Shell (See CYL-55)	Tailpiece (See CYL-14)
				Open	Restricted				
Standard Functions	Except Orbit	Conventional	21-002	\$55.00	\$70.00	Classic	33-137	A508-653	A301-337
		Everest 29 SL	91-004			Everest B & Everest 29 R	33-138		
		Primus	20-724	123.00		Classic	33-136	A508-655	
		Primus-XP	20-724-XP			Everest & Everest 29	33-119		
		Everest 29 SL Primus XP	91-704-XP	123.00		Everest B & Everest 29 R	33-214	A508-661	
		Primus UL437	20-524			Classic	33-154	A508-655	
	Primus UL437-XP	20-524-XP	151.00		Everest & Everest 29	33-221			
	Orbit Except A73 Function	Conventional			21-002-122	55.00	70.00	Classic	33-137
		Everest 29 SL	91-005	Everest B & Everest 29 R	33-138			33-213	
		Primus	20-724-122	123.00		Classic	33-136	A508-655	
		Primus-XP	20-724-122-XP			Everest & Everest 29	33-119		
		Everest 29 SL Primus XP	91-705-XP	123.00		Everest B & Everest 29 R	33-214	A508-661	
		Primus UL437	20-524-122			Classic	33-154	A508-655	
	Primus UL437-XP	20-524-122-XP	151.00		Everest & Everest 29	33-221			
	A73 Orbit	Conventional			Complete cylinder discontinued but may be assembled in the field.	-		Classic	33-137
		Primus	Everest & Everest 29	33-138					
		Primus-XP	Classic	33-136				A508-655	
		Primus UL437	Everest & Everest 29	33-119					
Primus UL437-XP		Everest & Everest 29	33-221						
A85, H185 Faculty Restroom	Except Orbit	Conventional	21-003	82.00	97.00	Classic	33-216	A508-653	A501-991 & C503-767
	Orbit		21-003-168			Everest & Everest 29	33-235		
			Orbit	21-003-168	82.00	97.00	Classic	33-216	A508-653
	Orbit			21-003-168	82.00	97.00	Everest & Everest 29	33-235	

AD-Series Cylinder Reference Table									
Function	Design	Cylinder Mechanism	Complete Cylinder	Price Each		Keyway Type	Plug (See CYL-53)	Shell (See CYL-55)	Tailpiece (See CYL-14)
				Open	Restricted				
All Cylindrical Exit (993R, 993S, 993M) with ATH, 8AT design only	All	Conventional	23-013	55.00	70.00	Classic	33-137	A508-654	C604-243
						Everest & Everest 29	33-138		
		Everest 29 SL	91-017		70.00	Everest B and Everest 29 R	33-213	A508-660	
		Primus	20-750	123.00		Classic	33-136	A508-655	
						Everest & Everest 29	33-134		
		Primus XP	20-750-XP	123.00		Classic	33-136	A508-655	
						Everest & Everest 29	33-134		
		Everest 29 SL Primus XP	91-715-XP		123.00	Everest B and Everest 29 R	33-214	A508-661	
		Primus UL437	20-550	151.00		Classic	33-154	A508-655	
						Everest & Everest 29	33-221		
Primus UL437 XP	20-550-XP	151.00		Classic	33-154	A508-655			
				Everest & Everest 29	33-221				
MS, MD	All	Conventional	23-118	55.00	70.00	Classic	33-137	A508-653	23538085
						Everest & Everest 29	33-138		
		Everest 29 SL	91-019		70.00	Everest B and Everest 29 R	33-213	A508-660	
		Primus	20-854	123.00		Classic	33-136	A508-655	
						Everest & Everest 29	33-134		
		Primus XP	20-854-XP	123.00		Classic	33-136	A508-655	
						Everest & Everest 29	33-134		
		Everest 29 SL Primus XP	91-721-XP		123.00	Everest B and Everest 29 R	33-214	A508-661	
		Primus UL437	20-554	151.00		Classic	33-154	A508-655	
						Everest & Everest 29	33-221		
Primus UL437 XP	20-554-XP	151.00		Classic	33-154	A508-655			
				Everest & Everest 29	33-221				
993R 993S 993M	Except ATH, 8AT	Conventional	23-118	55.00	70.00	Classic	33-137	A508-653	23538085
						Everest & Everest 29	33-138		
		Everest 29 SL	91-019		70.00	Everest B and Everest 29 R	33-213	A508-660	
		Primus	20-854	123.00		Classic	33-136	A508-655	
						Everest & Everest 29	33-134		
		Primus XP	20-854-XP	123.00		Classic	33-136	A508-655	
						Everest & Everest 29	33-134		
		Everest 29 SL Primus XP	91-721-XP		123.00	Everest B and Everest 29 R	33-214	A508-661	
		Primus UL437	20-554	151.00		Classic	33-154	A508-655	
						Everest & Everest 29	33-221		
Primus UL437 XP	20-554-XP	151.00		Classic	33-154	A508-655			
				Everest & Everest 29	33-221				

CYLINDERS / KEYS / AUXILIARY

CYL-11

Keys

CL-Series

**AL-Series Cylinder Reference Table**

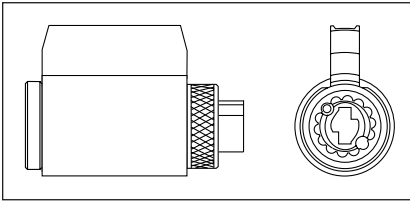
Function	Design	Cylinder Mechanism	Complete Cylinder	Price Each		Keyway Type	Plug (See CYL-53)	Shell (See CYL-55)	Tailpiece (See CYL-14)
				Open	Restricted				
Standard Functions	All	Conventional	21-020	\$55.00	\$70.00	Classic	33-137	A508-653	A700-031
		Everest 29 SL	91-006			Everest & Everest 29	33-138		
		Primus	20-728	123.00		Everest B & Everest 29 R	33-213	A508-660	
		Primus-XP	20-728-XP			Classic	33-136	A508-655	
		Everest 29 SL Primus XP	91-706-XP	123.00	Everest & Everest 29	33-119	A508-661		A700-031
		Primus UL437	20-528		Everest B & Everest 29 R	33-214			
		Primus UL437-XP	20-528-XP	151.00		Classic	33-154	A508-655	
Everest 29 SL Primus XP	91-706-XP	Everest & Everest 29	33-221						
AL85 Faculty Restroom	Conventional	21-021	82.00	97.00	Classic	33-216	A508-653	A700-023	
					Everest & Everest 29	33-235			

**D-Series Knob Cylinder Reference Table**

Function	Door Thickness	Cylinder Mechanism	Complete Cylinder	Price Each		Keyway Type	Plug (See CYL-53)	Shell (See CYL-55)	Tailpiece (See CYL-14)	
				Open	Restricted					
Standard Functions	Standard	Conventional	23-001	\$55.00	\$70.00	Classic	33-137	A508-653	C603-524	
		Everest 29 SL	91-016			Everest & Everest 29	33-138			
		Primus	20-748	123.00		Everest B & Everest 29 R	33-213	A508-660		
		Primus-XP	20-748-XP			Classic	33-136	A508-655		
		Everest 29 SL Primus XP	91-714-XP	123.00	Everest & Everest 29	33-119	A508-661			
		Primus UL437	20-548		Everest B & Everest 29 R	33-214				
	Primus XP UL437	20-548-XP	151.00		Classic	33-154	A508-655			
	Conventional	21-002			Everest & Everest 29	33-221				
	2" - 2 1/2"	Standard	Conventional	21-002	55.00	70.00	Classic	33-137	A508-653	A301-337
			Everest 29 SL	91-004	Everest & Everest 29	33-138				
		Primus	20-724	123.00		Everest B & Everest 29 R	33-213	A508-660		
		Primus-XP	20-724-XP			Classic	33-136	A508-655		
Everest 29 SL Primus XP		91-704-XP	123.00	Everest & Everest 29	33-119	A508-661				
Primus UL437		20-524		Everest B & Everest 29 R	33-214					
Primus XP UL437	20-524-XP	151.00		Classic	33-154	A508-655				
Conventional	23-003			Everest & Everest 29	33-221					
D85 Faculty Restroom	Standard	Conventional	23-003	82.00	97.00	Classic	33-216	A508-653	C604-106 w/ C503-767	
						Everest & Everest 29	33-235			
2" - 2 1/2"	Conventional	21-003-098	82.00	97.00	Classic	33-216	A508-653			
					Everest & Everest 29	33-235				

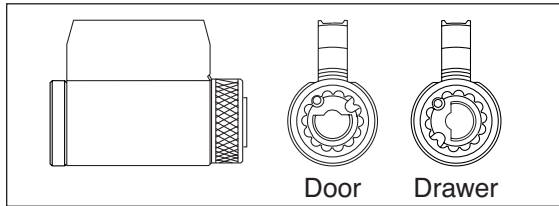
D-Series Lever Cylinder Reference Table									
Function	Door Thickness	Cylinder Mechanism	Complete Cylinder	Price Each		Keyway Type	Plug (See CYL-53)	Shell (See CYL-55)	Tailpiece (See CYL-14)
				Open	Restricted				
Standard Functions	Standard	Conventional	23-013	\$55.00	\$70.00	Classic	33-137	A508-653	C604-243
						Everest & Everest 29	33-138		
		Everest 29 SL	91-017		70.00	Everest B & Everest 29 R	33-213	A508-660	
		Primus	20-750	123.00		Classic	33-136	A508-655	
		Primus-XP	20-750-XP			Everest & Everest 29	33-119		
		Everest 29 SL Primus XP	91-715-XP		123.00	Everest B & Everest 29 R	33-214	A508-661	
		Primus UL437	20-550	151.00		Classic	33-154	A508-655	
Primus UL437-XP	20-550-XP	Everest & Everest 29	33-221						
D85 Faculty Restroom		Conventional	23-014	82.00	97.00	Classic	33-216	A508-653	C604-348 w/ C503-767
						Everest & Everest 29	33-235		

ND-Series Lever Cylinder Reference Table									
Function	Door Thickness	Cylinder Mechanism	Complete Cylinder	Price Each		Keyway Type	Plug (See CYL-53)	Shell (See CYL-55)	Tailpiece (See CYL-14)
				Open	Restricted				
Standard Functions	Standard	Conventional	23-065	\$55.00	\$70.00	Classic	33-137	A508-653	N523-022
						Everest & Everest 29	33-138		
		Everest SL (R/B Keyways only)	91-018		70.00	Everest B & Everest 29 R	33-213	A508-660	
		Primus	20-765	123.00		Classic	33-136	A508-655	
		Primus-XP	20-765-XP			Everest & Everest 29	33-119		
		Everest SL Primus XP (R/B Keyways only)	91-718-XP		123.00	Everest B & Everest 29 R	33-214	A508-661	
		Primus UL437	20-565	151.00		Classic	33-154	A508-655	
Primus UL437-XP	20-565-XP	Everest & Everest 29	33-221						
ND85 Faculty Restroom		Conventional	23-000	82.00	97.00	Classic	33-216	A508-653	N523-123 w/ C503-767
						Everest & Everest 29	33-235		



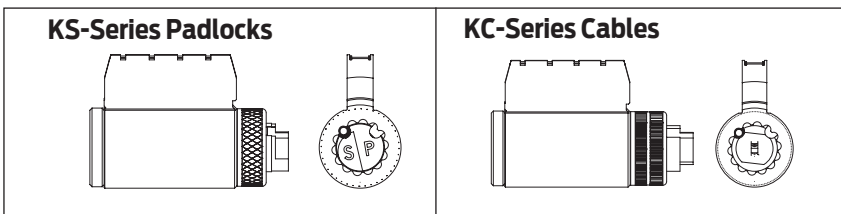
**S, S200 (Lever Only) Cylinder Reference Table**

Cylinder Mechanism	Design	Complete Cylinder	Price Each		Keyway Type	Plug (See CYL-53)	Shell (See CYL-55)	Tailpiece (See CYL-14)	Sleeve
			Open	Restricted					
Conventional	Keyed Levers	21-059	\$55.00	\$70.00	Classic	33-137	A508-653	S605-231	S605-192
					Everest & Everest 29	33-138			
Everest 29 SL		91-007		70.00	Everest B & Everest 29 R	33-213	A508-660		
Primus		20-752	123.00		Classic	33-136	A508-655		
					Everest & Everest 29	33-119			
Primus-XP		20-752-XP	123.00		Everest B & Everest 29 R	33-214	A508-661		
Everest 29 SL Primus XP		91-772-XP				123.00	Classic		
Primus UL437		20-552	151.00		Everest & Everest 29	33-221			
Primus UL437-XP		20-552-XP				151.00			



**CL-Series Cabinet Lock Cylinder Reference Table**

Application	Cylinder Mechanism	Complete Cylinder	Price Each		Keyway Type	Plug (See CYL-53)	Shell (See CYL-55)	Actuator (See CYL-15)
			Open	Restricted				
Door	Conventional	20-172	\$55.00	\$70.00	Classic	33-137	A508-653	CL10-360
	Everest 29 SL	91-001			70.00	Everest B & Everest 29 R		
	Primus	20-772	123.00		Classic	33-136	A508-655	
	Primus XP	20-772-XP			Everest & Everest 29	33-119		
	Everest 29 SL Primus XP	91-719-XP	123.00	Everest B & Everest 29 R	33-214	A508-661		
	Primus UL437	20-572		151.00		Classic	33-154	
	Primus XP UL437	20-572-XP	Everest & Everest 29			33-221		
Drawer	Conventional	20-174	55.00	70.00	Classic	33-137	A508-653	
	Everest 29 SL	91-002			70.00	Everest B & Everest 29 R		
	Primus	20-774	123.00		Classic	33-136	A508-655	
	Primus XP	20-774-XP			Everest & Everest 29	33-119		
	Everest 29 SL Primus XP	91-720-XP	123.00	Everest B & Everest 29 R	33-214	A508-661		
	Primus UL437	20-574		151.00		Classic	33-154	
	Primus XP UL437	20-574-XP	Everest & Everest 29			33-221		



**Portable Security Cylinders**

Application	Cylinder Mechanism	Complete Cylinder	Price Each		Keyway Type	Plug (See CYL-53)	Shell (See CYL-55)	Actuator (See CYL-15)
			Open	Restricted				
KS-Series	Conventional	47-413	\$55.00	\$70.00	Classic	33-137	A508-653	KZ32DA0
	Everest & Everest 29	33-138						
	Primus®	47-743	123.00		Classic	33-136	A508-655	
	Primus XP	47-743-XP			Everest & Everest 29	33-119		
	Primus UL437	47-542	151.00		Classic	33-154	A508-655	
Primus XP UL437	47-542-XP	Everest & Everest 29			33-221			
KC-Series	Conventional	47-414	55.00	70.00	Classic	33-137	A508-653	KZ34DA0
	Everest & Everest 29	33-138						
	Primus	47-744	123.00		Classic	33-136	A508-655	
	Primus XP	47-744-XP			Everest & Everest 29	33-119		
	Primus UL437	47-543	151.00		Classic	33-154	A508-655	
Primus XP UL437	47-543-XP	Everest & Everest 29			33-221			

For pins, springs, etc., see **CYL-50**.

CYLINDERS / KEYS / AUXILIARY  
CYL-15  
Keys  
CL-Series

**CYLINDERS / KEYS / AUXILIARY**

**CYL-16**

Keys

CL-Series

<b>Tailpieces and Actuators</b>			
<b>Part Number</b>	<b>Lockset</b>	<b>Description</b>	<b>Price Each</b>
A201-934	A73 Orbit	Classic conventional non modular cylinders	<b>\$8.20</b>
A301-337	A, H	Modular cylinders all keyway families (Classic, Everest, Everest 29 & Primus) <i>A301-337 requires C503-767 driver.</i>	<b>7.60</b>
A301-338	A, H Orbit		<b>1.60</b>
A301-339	A73 Orbit		<b>8.20</b>
A501-693	A85, H185 Orbit	Faculty Restroom function. <i>Requires C503-767 driver.</i>	<b>2.80</b>
A501-991	A85, H185	Faculty Restroom function. <i>Requires C503-767 driver.</i>	
A508-606	A, H	Classic conventional non modular.	<b>2.80</b>
A508-614	Orbit	Classic conventional non modular.	<b>1.60</b>
A700-031	AL	All except hotel function.	<b>1.60</b>
A700-023	AL85	Faculty Restroom function for Modular Cylinder. <i>Requires C503-767 driver.</i>	<b>5.50</b>
C604-243	D	Knobs & levers, see reference table.	<b>1.60</b>
C604-106	D85	Knobs, hotel function. <i>Requires C503-767 driver.</i>	<b>5.50</b>
C604-107	D85	Knobs, hotel function, thick door. <i>Requires C503-767 driver.</i>	<b>9.70</b>
C604-348	D85	Levers, hotel function. <i>Requires C503-767 driver.</i>	<b>5.70</b>
N523-022	ND	Modular cylinders all keyway families (Classic, Everest, Everest 29 & Primus).	<b>1.60</b>
N523-023	ND	Classic Conventional (silver) non modular.	<b>1.60</b>
N523-123	ND85	Faculty Restroom function. <i>Requires C503-767 driver.</i>	<b>5.20</b>
S605-228	S, S200	Classic Conventional non modular.	<b>2.50</b>
S605-231	S, S200	Modular cylinders all keyway families (Classic, Everest, Everest 29 & Primus).	<b>8.70</b>

<b>Hotel Function Indicator Pins, Etc.</b>		
<b>Part Number</b>	<b>Description</b>	<b>Price Each</b>
C503-767	Driver for hotel tailpieces	<b>\$1.80</b>
C603-195*	Obstruction pin, Classic	<b>1.40</b>
C604-144	Indicator pin spring, Classic (order in multiples of 100)	<b>0.22</b>
C604-362	Obstruction pin, Everest & Everest 29	<b>1.40</b>
C604-368	Indicator pin, Everest & Everest 29	<b>4.40</b>
C604-369	Indicator pin spring, Everest & Everest 29 (order in multiples of 100)	<b>0.22</b>
C604-371	Indicator pin, Classic (except Reverse sections)	<b>4.60</b>
C604-372	Indicator pin, Classic (Reverse sections)	<b>4.60</b>

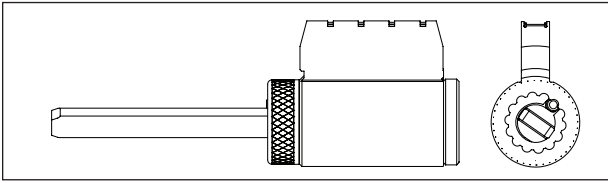
*\*Not compatible with Quad keyway cylinders manufactured before 1999.*

<b>AD Series Lock - Tailpieces</b>				
<b>Part Number</b>	<b>Description</b>	<b>Keyway</b>	<b>Lever Style</b>	<b>Price Each</b>
C603-524	All AD Cylindrical Locks - CY	Classic non modular	All	<b>\$1.40</b>
	AD Exit - 993R, 993S, 993M		ATH, 8AT	
C604-243	All AD Cylindrical Locks	Modular Cylinders all keyway families (Classic, Everest, Everest 29 & Primus)	All	<b>1.60</b>
	AD Exit - 993R, 993S, 993M		ATH, 8AT	
23538077	All AD Mortise locks - MS, MD	Classic non modular	All	<b>1.70</b>
	AD Exit - 993R, 993S, 993M		Except ATH, 8AT	
23538085	All AD Mortise locks - MS, MD	Modular Cylinders all keyway families (Classic, Everest, Everest 29 & Primus)	All	<b>1.70</b>
	AD Exit - 993R, 993S, 993M		Except ATH, 8AT	

For pins, springs, etc.,  
see **CYL-50**.



Miscellaneous Parts		
Part Number	Description	Price Each
CL10-301	CL-Series cylinder retaining screw	\$0.40
CL10-360	CL-Series driver	2.30
CL10-361	CL-Series actuator, 7/8" to 1 1/8" door or drawer	2.30
CL10-362	CL-Series actuator, 1 3/8" door or drawer	2.30
F605-038	F Series plug retainer (order in multiples of 100)	0.20
KZ32BBO	KS Padlocks-Series cylinder housing screw (order in multiples of 30)	1.00
KZ32DAO	KS Padlocks-Series cylinder driver (order in multiples of 30)	2.20
KZ33DCO	KC Cable-Series driver mounting screw (order in multiples of 30)	1.30
KZ34CAO	KC Cable-Series cylinder cap (order in multiples of 30)	1.90
KZ34EDO	KC Cable-Series cylinder cap pin (order in multiples of 30)	0.72
KZ34DAO	KC Cable-Series driver (order in multiples of 30)	2.30
KZ38BA1**	KS Padlocks 20, 40, 70, 80, 90 and KC-Series cylinder housing (order in multiples of 20)	7.60
KZ38BA2**	KS Padlock10 and KC-Series cylinder housing (order in multiples of 20)	7.60
S605-192	S, S200 sleeve	1.70
S605-228	S, S200 driver	2.50
XA10-594*	Spacer for 5-pin cylinder in 6-pin A or H-Series knob	6.60
* Subject to Specials discounting and extended factory lead time.		
** KC-Series Cables accept both the KZ38BA1 and the KZ38BA2 cylinder housings.		



## B500 Series Cylinders - Single Cylinder Deadbolts

Part Number	Description	Door Thickness	Price Each	
			Open	Restricted
22-003	Conventional	1 3/8" - 1 3/4"	\$55.00	\$70.00
91-009	Everest 29 SL (R/B Keyways only)	1 3/8" - 1 3/4"		70.00
22-004	Conventional	1 3/4" - 2 1/4"	55.00	70.00
91-010	Everest 29 SL (R/B Keyways only)	1 3/4" - 2 1/4"		70.00
20-188	Primus	1 3/8" - 1 7/8"	123.00	
20-188-XP	Primus XP	1 3/8" - 1 7/8"		
91-702-XP	Everest 29 SL Primus XP (R/B Keyways only)	1 3/8" - 1 7/8"		123.00
20-189	Primus	1 7/8" - 2 1/4"	123.00	
20-189-XP	Primus XP	1 7/8" - 2 1/4"		
91-703-XP	Everest 29 SL Primus XP (R/B Keyways only)	1 7/8" - 2 1/4"		123.00
20-190	Primus UL	1 3/8" - 1 7/8"	151.00	
20-190-XP	Primus XP UL	1 3/8" - 1 7/8"		
20-191	Primus UL	1 7/8" - 2 1/4"	151.00	
20-191-XP	Primus XP UL	1 7/8" - 2 1/4"		

## B500 Series Cylinders - Double Cylinder Deadbolts\*

Part Number	Description	Door Thickness	Price Each	
			Open	Restricted
22-645	Conventional	1 3/8" - 1 3/4"	\$55.00	\$70.00
91-014	Everest 29 SL (R/B Keyways only)	1 3/8" - 1 3/4"		70.00
22-646	Conventional	1 3/4" - 2 1/4"	\$55.00	\$70.00
91-015	Everest 29 SL (R/B Keyways only)	1 3/4" - 2 1/4"		70.00
20-745	Primus	1 3/8" - 1 7/8"	123.00	
20-745-XP	Primus XP	1 3/8" - 1 7/8"		
91-712-XP	Everest 29 SL Primus XP (R/B Keyways only)	1 3/8" - 1 7/8"		123.00
20-746	Primus	1 7/8" - 2 1/4"	123.00	
20-746-XP	Primus XP	1 7/8" - 2 1/4"		
91-713-XP	Everest 29 SL Primus XP (R/B Keyways only)	1 7/8" - 2 1/4"		1213.00
20-545	Primus UL	1 3/8" - 1 7/8"	151.00	
20-545-XP	Primus XP UL	1 3/8" - 1 7/8"		
20-546	Primus UL	1 7/8" - 2 1/4"	151.00	
20-546-XP	Primus XP UL	1 7/8" - 2 1/4"		

\* Part numbers for double sided cylinders represent one cylinder only.

## B500 Series Cylinders - B561 One-Way Deadbolt

Part Number	Description	Door Thickness	Price Each	
			Open	Restricted
22-069	Conventional	1 3/8" - 2 1/4"	\$55.00	\$70.00
91-011	Everest 29 SL	1 3/8" - 2 1/4"		70.00
20-071	Primus	1 3/8" - 2 1/4"	123.00	
20-071-XP	Primus XP	1 3/8" - 2 1/4"		
91-701-XP	Everest 29 SL Primus XP (R/B Keyways only)	1 3/8" - 2 1/4"		
20-072	Primus UL	1 3/8" - 2 1/4"	151.00	
20-072-XP	Primus XP UL	1 3/8" - 2 1/4"		

## B500 Series Cylinder Parts

Cylinder Mechanism	Complete Cylinder	Keyway Type	Plug	Shell
Conventional	See single & double cylinder part numbers listed above	Classic	33-137	A508-653
Everest 29 SL		Everest & Everest 29	33-138	
		Everest 29 (R/B Keyways only)	33-213	A508-660
Primus/Primus XP		Classic	33-136	A508-655
		Everest & Everest 29	33-119	
Everest 29 SL Primus XP		Everest 29 (R/B Keyways only)	33-214	A508-661
Primus UL/Primus XP UL	Classic	33-154	A508-655	
	Everest & Everest 29	33-221		

<b>Tailpieces</b>			
<b>Part Number</b>	<b>Description</b>	<b>Door Thickness</b>	<b>Price Each</b>
Single Cylinder, B560P, B563P	B520-651	1 3/8" - 1 3/4"	<b>\$2.40</b>
	B520-652	<1 3/4" - 2 1/4"	
Single Cylinder, B560GD, B560BD, B563GD, B563BD	B202-957	1 3/8" - 2 1/4"	
Single Cylinder, B560R, B563R	B600-041	1 3/8" - 2 1/4"	
Single Cylinder, B561	B520-667	1 3/8" - 2 1/4"	
Double Cylinder, B562P (Classic Non-Modular)	B600-045*	1 3/8" - 1 3/4"	
	B600-046*	<1 3/4" - 2 1/4"	
Double Cylinder, B562P (Everest/Primus, Classic Modular)	B600-085*	1 3/8" - 1 3/4"	
	B600-086*	<1 3/4" - 2 1/4"	
Double Cylinder, B562GD, B562BD	B202-580*	1 3/8" - 2 1/4"	
Double Cylinder, B562R	B600-040*	1 3/8" - 2 1/4"	
Keyless B580, B581	B600-041	1 3/8" - 2 1/4"	
Keyless B571	B520-653	1 3/8" - 2 1/4"	

\* Order two of each for double cylinder deadbolts.

<b>Miscellaneous Parts</b>		
<b>Part Number</b>	<b>Description</b>	<b>Price Each</b>
36-086*	Collar (Trim ring)	<b>\$8.30</b>
B600-071	Washer	<b>0.72</b>
B300-108	Cylinder Retaining Screw	<b>1.20</b>
B520-541	Security insert for collar	<b>9.10</b>
B302-043*	Housing, outside cylinder, conventional	<b>28.60</b>
B520-648	Housing, inside cylinder, conventional	<b>28.60</b>
B600-092*	Inside snap-on faceplate only, for all non-IC double cylinder deadlocks	<b>2.40</b>

\* Specify finish: 605, 606, 609, 612, 613, 619, 625, 626, and 643e.

<b>B500 Series IC Housings</b>				
<b>Cylinder Type</b>	<b>Housing</b>	<b>Part Number*</b>	<b>Door Thickness</b>	<b>Price Each</b>
Single Cylinder, Small Format Interchangeable Core	Outside	B610-204	1 3/8" - 2 1/4"	<b>\$49.80</b>
Single Cylinder, Full Size Interchangeable Core	Outside	B610-203	1 3/8" - 2 1/4"	<b>53.60</b>
Double Cylinder, Small Format Interchangeable Core	Outside	B610-204	1 3/8" - 2 1/4"	<b>49.80</b>
	Inside	B610-281**	1 3/8" - 2 1/4"	<b>49.80</b>
Double Cylinder, Full Size Interchangeable Core	Outside	B610-205	1 3/8" - 2 1/4"	<b>53.60</b>
	Inside	B610-028**	1 3/8" - 2 1/4"	<b>51.30</b>

\* Specify finish: 605, 606, 609, 612, 613, 619, 625, 626, and 643e.  
 \*\* Inside housing does not include snap-on faceplate.

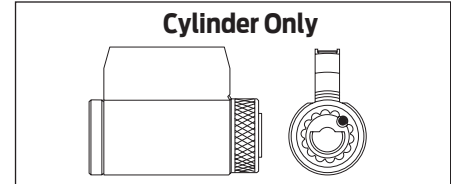
<b>Miscellaneous Parts for B500 Series IC Cylinders</b>		
<b>Part Number</b>	<b>Description</b>	<b>Price Each</b>
B600-029	Driver, B560/562J	<b>\$4.60</b>
B610-032	Cotter pin for tailpiece, B560/562J (1 = pack of 50)	<b>39.30</b>
B600-106	Driver, SFIC	<b>14.70</b>
B600-107	Throw member, SFIC	<b>2.70</b>
B600-108	Waldes retaining ring, B560/562BD (multiples of 100)	<b>0.30</b>
B610-014*	Inside snap-on faceplate for SFIC double cylinder deadlocks	<b>8.20</b>
B610-031*	Inside snap-on faceplate for full size IC double cylinder deadlocks	<b>8.80</b>
B610-040	Tailpiece and cotter pin, B562J	<b>12.80</b>
B610-041	Tailpiece and cotter pin, B560J	<b>12.50</b>

\* Specify finish: 605, 606, 609, 612, 613, 619, 625, 626, and 643e.

## Cylinders Only, B250, H, and S200-Series (S200 ordered before Feb, 2008)

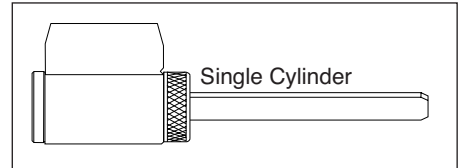
Description	Part Number	Price Each	
		Open	Restricted
5-Pin C, CE, E, F only	22-001	\$55.00	\$70.00
6-Pin Conventional	22-002		
Primus	20-729*	123.00	
Primus XP	20-188-XP		
Primus UL 437	20-529*	151.00	
Primus XP UL437	20-529-XP*		

\* Must be used in locks with universal housings (B202-824 or B202-825).



## Cylinders Only S200 ordered after Feb, 2008

Description	Part Number	Price Each	
		Open	Restricted
6-Pin Conventional	22-081	\$55.00	\$70.00
Primus	24-769	123.00	
Primus XP	24-769-XP		
Primus UL 437	24-569	151.00	
Primus XP UL437	24-569-XP		

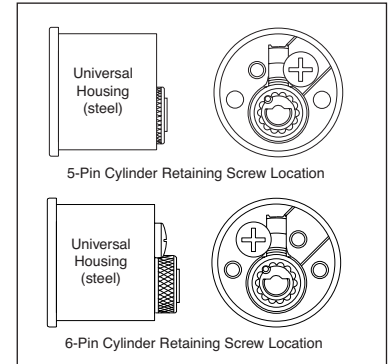


## Cylinders CS200-Series

Description	Part Number	Price Each	
		Open	Restricted
6-Pin Conventional	22-093	\$55.00	\$70.00

## Housings With and Without Cylinders (S200 ordered before Feb, 2008)

Series	Housing	Description	Outside	Inside	Price Each	
					Open	Restricted
B250, B400, E/B (Primus only), H (except H160), S200	Universal (steel)	5-Pin C, CE, E, F	22-017	22-018	\$82.00	\$97.00
		6-Pin Conventional	22-019	22-020	82.00	97.00
		Primus	20-730	20-731	150.00	
		Primus XP	20-730-XP	20-731-XP	150.00	
		Primus UL437	20-530	20-531	178.00	
		Primus UL437 XP	20-530-XP	20-531-XP	178.00	
		Housing only	B202-824	B202-825	24.60	

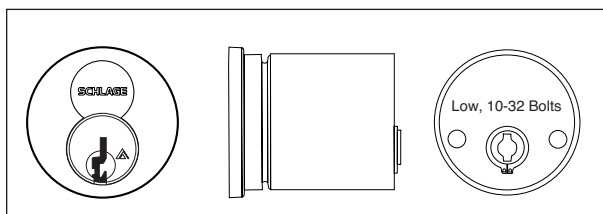


## Cylinders & Housings, S200-Series (For Locks after Feb 26, 2008)

Description	Part Number	Price Each	
		Open	Restricted
6-Pin Conventional	22-082	\$82.00	\$97.00
Primus	24-770	150.00	
Primus XP	24-770-XP	150.00	
Primus UL437	24-570	178.00	
Primus XP UL437	24-570-XP	178.00	
Housing only	B202-824	24.60	

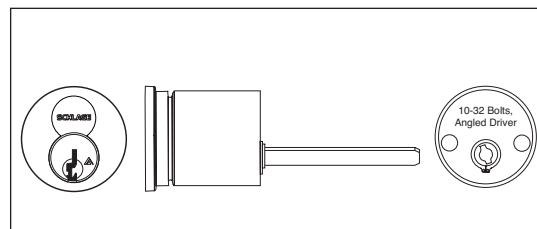
## Cylinder Retaining Screw

Description	Part Number	Price Each
B520-298	Retaining screw for all models above	\$0.68



<b>B250, H and S200-Series Interchangeable Core Cylinders</b>				
Series	Core Mechanism	Side	Part Number	Price Each
B250, H, S200	Housing Less Core	Outside	22-061	<b>\$60.00</b>
		Inside	22-062	
<i>Finishes: 605, 606, 609, 612, 613, 625 and 626 for housings; 606 and 626 for cores and cylinders only.</i>				

<b>Cylinders S200-Series (For Locks after Feb 26, 2008)</b>		
Description	Part Number	Price Each
Housing Less Core	S306-135	<b>\$63.00</b>
<i>Finishes: 605, 606, 609, 612, 613, 625 and 626 for housings; 606 and 626 for cores and cylinders only.</i>		



<b>Miscellaneous Parts for B250 Series IC Cylinders</b>		
Part Number	Description	Price Each
36-086*	Collar (Trim ring)	<b>\$8.30</b>
B520-235	Driver	<b>4.60</b>
B520-240	Waldes retainer (order in multiples of 100)	<b>0.48</b>
B520-541	Security insert for collar	<b>9.10</b>
<i>* Specify finish: 605, 609, 612, 613, 625, 626.</i>		

<b>Miscellaneous S200-Series (For Locks after Feb 26, 2008)</b>		
Part Number	Description	Price Each
36-086*	Collar (Trim ring)	<b>\$8.30</b>
B520-541	Security insert for collar	<b>9.10</b>
B600-029	Driver	<b>4.60</b>
B600-032	Cotter Pin (order in multiples of 100)	<b>0.46</b>
B600-041	Tailpiece (IC)	<b>2.40</b>
B520-685	Tailpiece	<b>2.40</b>
B600-071	Washer	<b>0.72</b>

For cores,  
see **CYL-42**

<b>Collars (Trim Rings and Security Inserts), B250, H, and S200-Series</b>			
<b>Part Number</b>	<b>Specify Finish</b>	<b>Description</b>	<b>Price Each</b>
02-037	·	MD160 Series decorative cylinder rose, specify design	<b>\$9.10</b>
36-066	·	Trim ring, 1/8"	<b>7.90</b>
36-067	·	Trim ring, 7/16"	<b>11.00</b>
36-068		Security insert, 1/8"	<b>4.90</b>
36-069		Security insert, 7/16"	<b>9.50</b>
36-070		Security insert pack, 36-068 1/8" and 36-069 7/16"	<b>14.60</b>
36-071	·	Trim ring and security insert pack, 36-066 and 36-068 1/8"	<b>12.70</b>
36-072	·	Trim ring and security insert pack, 36-067 and 36-069 7/16"	<b>20.30</b>
B520-541		Security insert, 1" for interchangeable core	<b>9.70</b>
36-085	·	Trim ring and security insert pack, B520-541 and 36-086 1"	<b>23.50</b>
36-086	·	Trim ring, 1"	<b>8.30</b>

<b>Lazy Tailpieces, B250, H, and S200-Series</b>					
<b>Part Number</b>	<b>Description</b>	<b>Price Each</b>	<b>Part Number</b>	<b>Description</b>	<b>Price Each</b>
B202-267	Single cylinder 1.180"	<b>\$2.10</b>	B220-032	Double cylinder 1.031"	<b>\$2.30</b>
B202-269	Double cylinder 0.810"	<b>2.10</b>	B220-036	Double cylinder 1.375"	<b>6.30</b>
B202-369	Double cylinder 0.685"	<b>2.10</b>	B502-999	S200 2.500"	<b>3.20</b>
B202-370	Double cylinder 0.550"	<b>2.10</b>	B520-236	Double cylinder 1.325"	<b>4.60</b>
B202-453	Double cylinder 0.622"	<b>7.20</b>	B520-237	Double cylinder 1.100"	<b>4.60</b>
B202-557	Single cylinder 1.850"	<b>2.10</b>	B520-242	Single cylinder 2.200"	<b>10.60</b>
B202-558	Single cylinder 2.000"	<b>2.10</b>	B520-243	Single cylinder 2.600"	<b>10.60</b>
B202-580	Double cylinder 0.450"	<b>2.30</b>	B590-443	Single cylinder 1.470"	<b>2.40</b>
B202-957	Single cylinder 1.410"	<b>2.30</b>	E205-204	Single cylinder 3" breakoff	<b>7.50</b>

<b>Drivers for Lazy Tailpieces</b>		
<b>Part Number</b>	<b>Description</b>	<b>Price Each</b>
B520-375	Classic Non Modular	<b>\$2.40</b>
B502-949	Modular Cylinder All Keyway Families (Classic, Everest, Everest 29 & Primus)	<b>1.40</b>

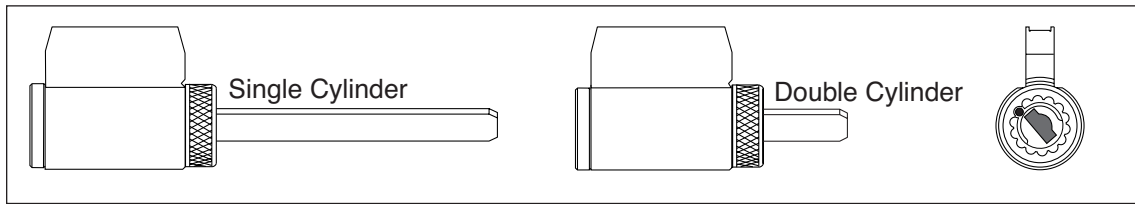
<b>Tailpieces and Collars Application Chart, B250, H, and S200-Series (Continued)</b>					
<b>Model/Function</b>	<b>Cylinder</b>	<b>Door Thickness</b>	<b>Tailpiece (See CYL-20)</b>	<b>Collar(s) (See CYL-20)</b>	
B250	5-Pin	1 5/16" – 1 5/8"	B202-558	7/16" + 1/8"	
		1 11/16" – 2 1/4"	B202-558	7/16"	
		over 2 1/4" – 2 9/16"	B202-558	1/8"	
	6-Pin	1 5/16" – 1 3/8"	B202-558	Two 1/8" & One 7/16"	
		1 7/16" – 1 15/16"	B202-558	7/16" + 1/8"	
		2" – 2 3/8"	B202-558	7/16"	
		over 2 3/8" – 2 9/16"	E205-204	7/16"	
		2 5/8" – 2 3/4"	B202-558	1/8"	
	IC	1 5/16" – 1 1/2"	B520-242	1" + 1/8"	
		over 1 1/2" – 2 1/8"	B520-242	1"	
		over 2 1/8" – 2 3/8"	B520-243		
		over 2 3/8" – 2 5/8"	B520-243	7/16" + 1/8"	
		over 2 5/8" – 3 1/8"	B520-242	7/16"	
	B252	5-Pin	1 5/16" – 1 3/8"	B202-370	7/16" + 1/8"
			1 1/2" – 1 5/8"	B202-269	
1 11/16" – 1 15/16"			B202-580	7/16"	
2" – 2 3/8"				B202-269	
2 7/16" – 2 11/16"			B202-453	1/8"	
2 3/4" – 2 7/8"			B202-269		
6-Pin		1 3/16" – 1 3/8"	B202-269	Two 1/8"	
		1 7/16" – 1 1/2"	B202-370	7/16" + 1/8"	
		1 9/16" – 1 15/16"	B202-369		
		2" – 2 3/16"	B202-370	7/16"	
		2 1/4" – 2 11/16"	B202-269		
		2 3/4" – 2 13/16"	B202-370	1/8"	
		2 7/8" – 3 1/8"	B202-369		
IC		1 5/16" – 1 5/8"	B520-237	1" + 1/8"	
		over 1 5/8" – 1 7/8"	B520-237	1"	
		over 1 7/8" – 2 1/8"	B520-236	1"	
		over 2 1/8" – 2 3/8"	B520-236	7/16" + 1/8"	
over 2 5/8" – 3 1/8"		B520-236	7/16"		
H except discontinued H160		5-Pin	1 3/8"	B202-558	7/16" + 1/8"
			1 3/4"		7/16"
	6-Pin	1 3/8"	7/16" + two 1/8"		
		1 3/4"	7/16" + 1/8"		
	IC	1 3/8"	B520-242		1" + 1/8"
		1 3/4"			1"
S200 (for locks ordered before February 2008)	6-Pin	1 3/8" – 1 5/8"	B502-999	1" + 1/8"	
		1 5/8" – 2"		1"	
	IC	1 3/8" – 1 5/8"	B520-242	1" + 1/8"	
		1 5/8" – 2"	B520-243	1"	

**CYLINDERS / KEYS / AUXILIARY**

**CYL-23**

**Keys**

**CL-Series**



**B600/700/800-Series Cylinder Reference Table**

Cylinder Mechanism	Function	Door Thickness	Cylinder Less Housing	Price Each		Keyway Type	Plug (See CYL-53)	Shell (See CYL-55)	Tailpiece (See CYL-26)
				Open	Restricted				
B600-Series Conventional	B660, B663	1 3/8" - 2 1/2"	22-644	\$55.00		Classic	33-167	A508-653	B610-084
Everest 29 SL			91-032			Everest & Everest 29	33-186		
						Everest B & Everest 29 R	33-213		
B600-Series Conventional	B661, B664	1 3/8" - 2"	22-642	55.00		Classic	33-167	A508-653	B610-082
Everest 29 SL			91-030			Everest & Everest 29	33-186		
						Everest B & Everest 29 R	33-213		
B600-Series Conventional	B662	2" - 2 1/2"	22-643	55.00		Classic	33-167	A508-653	B610-083
Everest 29 SL			91-031			Everest & Everest 29	33-186		
						Everest B & Everest 29 R	33-213		
B600-Series Conventional	B662	1 3/8" - 2"	22-085	55.00		Classic	33-167	A508-653	B610-085
Everest 29 SL			91-028			Everest & Everest 29	33-186		
						Everest B & Everest 29 R	33-213		
B600-Series Conventional	B662	2" - 2 1/2"	22-086	55.00		Classic	33-167	A508-653	B610-086
Everest 29 SL			91-029			Everest & Everest 29	33-186		
						Everest B & Everest 29 R	33-213		
B700-Series Primus	B760, B763	1 3/8" - 2 1/2"	20-744	123.00		Classic	33-136	A508-655	B610-084
						20-742	Everest & Everest 29		
	B761, B764	1 3/8" - 2"	20-743			Classic	33-136		B610-082
						20-745	Everest & Everest 29		
	B762	2" - 2 1/2"	20-746			Classic	33-136		B610-083
						20-746	Everest & Everest 29		
	B760-XP, B763-XP	1 3/8" - 2 1/2"	20-744-XP			Classic	33-136		B610-085
						20-746	Everest & Everest 29		
B761-XP, B764-XP	1 3/8" - 2"	20-742-XP	Everest & Everest 29	33-119	B610-086				
			20-745	Classic		33-136			
B760-XP, B763-XP	1 3/8" - 2 1/2"	20-744-XP	Everest & Everest 29	33-119	B610-084				
			20-746	Classic		33-136			
B761-XP, B764-XP	2" - 2 1/2"	20-743-XP	Everest & Everest 29	33-119	B610-083				
			20-746	Classic		33-136			
B760-XP, B763-XP	1 3/8" - 2 1/2"	20-744-XP	Everest & Everest 29	33-119	B610-085				
			20-746	Classic		33-136			
B761-XP, B764-XP	2" - 2 1/2"	20-743-XP	Everest & Everest 29	33-119	B610-083				
			20-746	Classic		33-136			
B760-XP, B763-XP	1 3/8" - 2 1/2"	20-744-XP	Everest & Everest 29	33-119	B610-084				
			20-746	Classic		33-136			
B761-XP, B764-XP	2" - 2 1/2"	20-743-XP	Everest & Everest 29	33-119	B610-083				
			20-746	Classic		33-136			
B760-XP, B763-XP	1 3/8" - 2 1/2"	20-744-XP	Everest & Everest 29	33-119	B610-085				
			20-746	Classic		33-136			
B761-XP, B764-XP	2" - 2 1/2"	20-743-XP	Everest & Everest 29	33-119	B610-083				
			20-746	Classic		33-136			

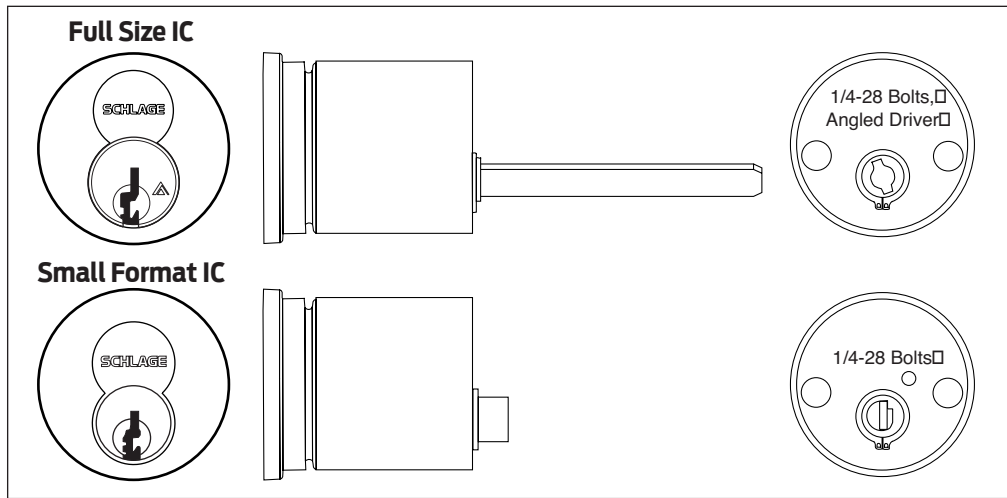


<b>B600/700/800-Series Cylinder Reference Table (continued)</b>									
Cylinder Mechanism	Function	Door Thickness	Cylinder Less Housing	Price Each		Keyway Type	Plug (See CYL-53)	Shell (See CYL-55)	Tailpiece (See CYL-26)
				Open	Restricted				
B800-Series Primus UL437	B860, B863	1 3/8" – 2 1/2"	20-544	<b>\$151.00</b>		Classic	33-154	A508-655	B610-084
						Everest & Everest 29	33-221		B610-082
	B861, B864	1 3/8" – 2"	20-542			Classic	33-154		B610-083
						Everest & Everest 29	33-221		B610-085
		2" – 2 1/2"	20-543			Classic	33-154		B610-086
						Everest & Everest 29	33-221		
	B862	1 3/8" – 2"	20-545			Classic	33-154		
						Everest & Everest 29	33-221		
		2" – 2 1/2"	20-546			Classic	33-154		
						Everest & Everest 29	33-221		
B800-Series Primus-XP UL437	B860-XP, B863-XP	1 3/8" – 2 1/2"	20-544-XP	<b>\$151.00</b>		Classic	33-154	A508-655	B610-084
						Everest & Everest 29	33-221		B610-082
	B861-XP, B864-XP	1 3/8" – 2"	20-542-XP			Classic	33-154		B610-083
						Everest & Everest 29	33-221		B610-085
		2" – 2 1/2"	20-543-XP			Classic	33-154		B610-086
						Everest & Everest 29	33-221		
	B862-XP	1 3/8" – 2"	20-545-XP			Classic	33-154		
						Everest & Everest 29	33-221		
		2" – 2 1/2"	20-546-XP			Classic	33-154		
						Everest & Everest 29	33-221		

<b>Miscellaneous Parts, B600/700/800-Series</b>		
<b>Part Number</b>	<b>Description</b>	<b>Price Each</b>
B520-298	Cylinder retaining screw	<b>\$0.68</b>
B600-070*	7/8" Collar (trim ring) for 1 5/8" – 2 1/2" door (standard)	<b>54.10</b>
B600-089*	1 1/8" Collar (trim ring) for 1 3/8" – 1 5/8" door	<b>57.40</b>
B600-090	Inside housing only (for B662, B762 & B862)	<b>28.30</b>
B600-092*	Inside snap-on face plate	<b>2.40</b>
B610-024*	Dummy cylinder faceplate and outside housing	<b>44.70</b>
B610-025*	Housing, outside	<b>28.30</b>
B610-071	Washer	<b>0.72</b>
C603-098	Security disc (Order in multiples of 100)	<b>0.32</b>

\* Specify finish: 605, 609, 612, 613, 625 and 626.

<b>Tailpiece and Retainer Packs, B600/700/800-Series</b>		
<b>Part Number</b>	<b>Description</b>	<b>Price Each</b>
B610-041	B680 (non-keyed)	<b>\$12.50</b>
B610-042	B661, B664 Classic Conventional Non Modular	<b>6.50</b>
B610-043	B661, B664 Classic Conventional thick door Non Modular	<b>6.50</b>
B610-044	B660, B663 Classic Conventional Non Modular	<b>6.50</b>
B610-045	B662 Classic Conventional Non Modular	<b>8.60</b>
B610-046	B662 Classic Conventional thick door Non Modular	<b>8.60</b>
B610-082	B661, B664 Classic Conventional Modular	<b>6.10</b>
B610-083	B661, B664 Classic Conventional thick door Modular	<b>7.30</b>
B610-084	B660, B663 Classic Conventional Modular	<b>11.80</b>
B610-085	B662 Classic Conventional Modular	<b>11.80</b>
B610-086	B662 Classic Conventional thick door Modular	<b>11.80</b>



<b>B600/700-Series IC Housings Less Core</b>			
Cylinder Type	Housing	Part Number*	Price Each
Full Size Interchangeable Core	Outside B660, B661, B663	B610-203 <sup>†</sup>	<b>\$53.60</b>
	Outside B662	B610-205 <sup>†</sup>	
	Inside	B610-028	<b>51.30</b>
Small Format Interchangeable Core	Outside	B610-204 <sup>†</sup>	<b>49.80</b>
	Inside	B610-281	

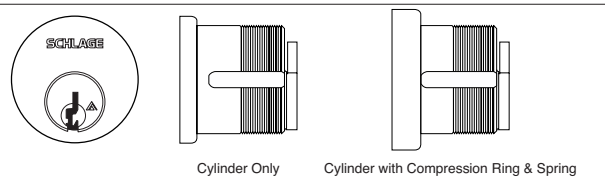
\* Specify finish: 605, 609, 612, 613, 625, 626.  
<sup>†</sup> For deadbolts purchased before 10/01/2012, also requires firecups B520-657.

<b>Miscellaneous Parts for B600/700-Series IC Cylinders</b>		
Part Number	Description	Price Each
B202-370	Tailpiece, B662BD	<b>\$2.20</b>
B202-453	Tailpiece, B662BD thick door	<b>7.50</b>
B202-557	Tailpiece, B660BD	<b>2.20</b>
B220-032	Tailpiece, B661BD	<b>2.20</b>
B600-089*	1 1/8" Collar, B600 all IC models	<b>57.40</b>
B520-240	Waldes retaining ring B662J (order in multiples of 100)	<b>0.48</b>
B600-029	Driver, B660/662J/663J	<b>4.60</b>
B610-032	Cotter pin for tailpiece, B660/662J/663J (1 = pack of 50)	<b>37.30</b>
B600-106	Driver, SFIC	<b>14.70</b>
B600-107	Throw member for SFIC models	<b>2.70</b>
B600-108	Waldes retaining ring B660/662BD (order in multiples of 100)	<b>0.30</b>
B610-014*	Inside snap-on faceplate for SFIC double cylinder deadlocks	<b>8.20</b>
B610-031*	Inside snap-on faceplate for full size IC double cylinder deadlocks	<b>8.80</b>
B610-040	Tailpiece and cotter pin, B662J	<b>12.80</b>
B610-041	Tailpiece and cotter pin, B660J, B661J, B663J	<b>12.50</b>

\* Specify finish: 605, 609, 612, 613, 625, 626.

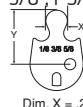
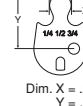


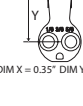



For pins, springs, etc., see **CYL-50**.





CYLINDERS / KEYS / AUXILIARY  
  
CYL-27  
  
Keys  
  
CL-Series



## Mortise Cylinders

### Schlage L-Series (except L9060 outside)

Cam	Description	Cylinder Mechanism	Complete Cylinder	Finishes Available: 605, 606, 609, 612, 613, 619, 625, 626, 629, 630, 643e		
				Price Each		
				Open	Restricted	
<b>L583-474</b> For cyl. length 1 1/8", 1 3/8", 1 5/8"  Dim. X = .261 Y = .644	Cylinder Only: L & N Escutcheons	Conventional	30-021	\$65.00	\$80.00	
		Primus Controlled Access	20-793	133.00		
		Primus XP Controlled Access	20-793-XP	133.00		
		Primus UL437	20-593	162.00		
		Primus XP UL437	20-593-XP	162.00		
		Hotel Function (Conventional)	30-022	102.00	117.00	
	Cylinder With Compression Ring & Spring: Rose Trim  Dim. X = .261 Y = .644	Conventional	30-001	74.00	89.00	
		Primus Controlled Access	20-787	141.00		
		Primus XP Controlled Access	20-787-XP	141.00		
		Primus UL437	20-587	169.00		
		Primus XP UL437	20-587-XP	169.00		
		Primus Lockout	20-717	191.00		
<b>L583-800</b> For cylinder length 1- 1/8"  <b>L583-801</b> For cylinder length 1-1/4" 	For modular SL cylinders introduced May 2016	Everest 29 SL (R/B Keyways only)	91-062		89.00	
		Everest 29 SL Primus XP (R/B Keyways only)	91-757-XP		141.00	
	<b>Schlage L9060 Outside and Other Straight Cam Applications</b>	<b>L583-476</b> For cyl. length 1 1/8", 1 3/8", 1 5/8"  DIM X = 0.35" DIM Y = 0.72"	Conventional	26-021	\$65.00	\$80.00
			Primus Controlled Access	20-701	133.00	
			Primus XP Controlled Access	20-701-XP	133.00	
			Primus UL437	20-501	162.00	
Primus XP UL437			20-501-XP	162.00		
Conventional			20-001	74.00	89.00	
Cylinder With Compression Ring & Spring: Rose Trim  DIM X = 0.35" DIM Y = 0.72"		Primus Controlled Access	20-700	141.00		
		Primus XP Controlled Access	20-700-XP	141.00		
		Primus UL437	20-500	169.00		
		Primus XP UL437	20-500-XP	169.00		
		Primus Lockout	20-715	191.00		
		Primus XP Lockout	20-715-XP	191.00		
Cylinder with Comp. Ring & 1/8" Blocking Ring: Adams Rite 2331	Primus UL437 Lockout	20-515	206.00			
	Primus XP UL437 Lockout	20-515-XP	206.00			
<b>L583-802</b> For cylinder length 1- 1/8" 	For modular SL cylinders introduced May 2016	Conventional (available in 1-1/8" only)	20-002	82.00	97.00	
		Everest 29 SL (R/B Keyways only)	91-051		89.00	
<b>L583-803</b> For cylinder length 1-1/4" 	Cylinder With Compression Ring and Spring: Rose Trim	Everest 29 SL Primus XP (R/B Keyways only)	91-751-XP		141.00	
Note: For inverted cams for dogging cylinders, add XQ11-949 Also for Schlage K-Series (discontinued), Falcon® non-deadbolt functions, Adams Rite® 2331 deadlocks, Baldwin® mortise locks, Corbin Russwin® ML2242 inside and ML2255.						

Mortise Cylinders (cont'd)					
Cam	Description	Cylinder Mechanism	Complete Cylinder	Price Each	
				Open	Restricted
<b>Adams Rite MS, 4500 and 4700 Series; Lori 4500 and Corbin Russwin DL3000 Series</b>					
<p><b>L583-446</b> For cyl. length 1 1/8", 1 3/8", 1 5/8"</p>  <p>Dim. X = .19 Y = .57</p> <p><b>L583-447</b> For cyl. length 1 1/4", 1 1/2", 1 3/4"</p>  <p>Dim. X = .19 Y = .57</p> <p>Cylinders with these cams include set screw pack B220-050 for Adams Rite locks.</p>	<p>Cylinder <b>with compression spring</b></p>	Conventional	26-072	\$65.00	\$80.00
	Cylinder With Compression Ring and Spring	Primus Lockout	20-718	191.00	
		Primus XP Lockout	20-718-XP	191.00	
		Primus UL437 Lockout	20-518	206.00	
		Primus XP UL437 Lockout	20-518-XP	206.00	
	Cylinder With 3/8" Blocking Ring	Conventional	20-013	74.00	89.00
		Primus Controlled Access	20-706	141.00	
		Primus XP Controlled Access	20-706-XP	141.00	
		Primus UL437	20-506	169.00	
		Primus XP UL437	20-506-XP	169.00	
<b>Adams Rite 4070 Series</b>					
<p><b>B520-743</b> For cyl. length 1 1/8", 1 3/8", 1 5/8"</p>  <p>Dim. X = .33 Y = .63</p> <p><b>B520-744</b> For cyl. length 1 1/4", 1 1/2", 1 3/4"</p>  <p>Dim. X = .33 Y = .63</p>	Cylinder <b>with compression spring</b>	Conventional	26-073	\$65.00	\$80.00
		Primus Controlled Access	20-708	133.00	
		Primus XP Controlled Access	20-708-XP	133.00	
		Primus UL437	20-508	169.00	
		Primus XP UL437	20-508-XP	169.00	
Notes:	<p>Prices apply to 1 1/8", 1 1/4" and 1 3/8". For 1 1/2", 1 5/8" and 1 3/4" add \$39.30. Everest hotel function cylinders are available 1 1/8", 1 1/4" and 1 3/8" only. See Special Cylinders for 2" - 5" long cylinders.</p> <p>1 1/8" (Dim = 118) cylinders are furnished unless otherwise specified. Cylinder lengths depend on function, trim and door thickness. See page CYL-36 for required dimension.</p> <p>Primus Lockout cylinders do not use the modular design see the cams for non-modular table on page 313 for the required cams</p> <p>SL Cylinders available in 1 1/8" and 1 1/4" lengths only</p>				

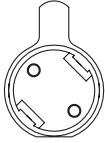

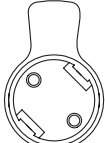

**For keying in the field, order 10-piece Bulk Pack Cylinders.**  
Cylinders are sub-assembled to save time!  
See CYL-5

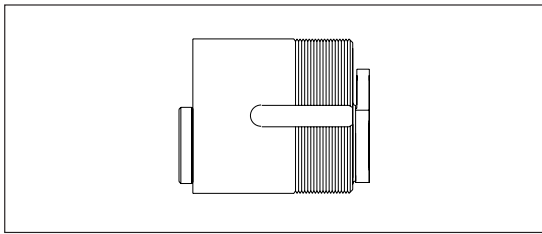
CYLINDERS / KEYS / AUXILIARY

CYL-30

Keys

CL-Series

<b>Adams Rite MS, 4500 and 4700 Series; Lori 4500 and Corbin Russwin DL3000 Series</b>				
Cam	Description	Cylinder Mechanism	Complete Cylinder	Price Each
				Restricted
<b>L583-773</b> For cylinder length 1-1/8" 	For modular SL cylinders introduced May 2016	Everest 29 SL (R/B Keyways only)	91-060	<b>\$89.00</b>
<b>L583-774</b> For cylinder length 1-1/4" 		Cylinder with 3/8" Blocking Ring	Everest 29 SL Primus XP (R/B Keyways only)	91-758-XP
<b>Adams Rite 4070 Series Modular Cams</b>				
<b>B520-788</b> For cylinder length 1-1/8" 	For modular SL cylinders introduced May 2016	Everest 29 SL (R/B Keyways only)	91-061	<b>\$89.00</b>
<b>B520-789</b> For cylinder length 1-1/4" 		Cylinder Only	Everest 29 SL Primus XP (R/B Keyways only)	91-759-XP



<b>Concealed Shell Mortise Cylinders</b>						
Cam	Description	Cylinder Mechanism	Complete Cylinder	Finishes Available: 606, 626		
				Price Each		
				Open	Restricted	
<b>Schlage L-Series (except L9060 outside)</b>						
<b>L583-254</b> Classic Conventional   Dim. X = .252 Y = .638	<b>L583-153</b> Everest & Primus   Dim. X = .252 Y = .638	Cylinder Only: L Escutcheon	Conventional	30-004	\$82.00	\$97.00
			Primus Controlled Access	20-789	150.00	
			Primus XP Controlled Access	20-789-XP	150.00	
			Primus UL437	20-589	178.00	
			Primus XP UL437	20-589-XP	178.00	
			Hotel Function (Conventional)	30-005*	123.00	
<b>Schlage L9060 Outside</b>						
<b>B502-191</b> Classic Conventional   Dim. X = .338 Y = .71	<b>B502-948</b> Everest Conventional   Dim. X = .338 Y = .71	Cylinder Only: L Escutcheon	Conventional	26-023	\$82.00	\$97.00
			Primus Controlled Access	24-767	150.00	
			Primus Controlled Access-XP	24-767-XP	150.00	
			Primus UL437	24-567	178.00	
			Primus XP UL437	24-567-XP	178.00	
* Specify hand for hotel function cylinders. Not available in Primus. Emergency keys must be ordered separately. Notes: Prices apply to 1 1/8", 1 1/4" and 1 3/8". For 1 1/2", 1 5/8" and 1 3/4" add \$39.30. Extended lengths are available. See Special Cylinders. Everest hotel function cylinders are available 1 1/8", 1 1/4" and 1 3/8" only. 1 1/8" (Dim = 118) cylinders are furnished unless otherwise specified. Cylinder lengths depend on function, trim and door thickness. See page CYL-36 for required dimension. Finishes: 606 and 626.						

<b>Cams for Competitors' Cylinders in Schlage Locks*</b>	
	<b>L583-197</b> Sargent and Yale non-IC (was XL11-758) <b>L583-198</b> Corbin Russwin non-IC (was XL11-545)
	<b>XL11-895</b> Corbin Russwin
* Sold separately only.	

<b>Cams Non Modular Cylinders</b>		
<b>Part Number</b>	<b>Description</b>	<b>Price Each</b>
B502-191	L9060 Straight Classic Conventional	<b>\$3.00</b>
B502-292	Adams Rite MS Classic Conventional	<b>3.00</b>
B502-380	Adams Rite 4070 Classic Conventional	<b>10.70</b>
B502-944	Adams Rite MS Everest® & Primus®	<b>3.00</b>
B502-945	Adams Rite 4070 Everest & Primus	<b>10.70</b>
B502-948	L9060 Straight Everest & Primus	<b>3.00</b>
L583-153	L-Series Everest & Primus	<b>3.00</b>
L583-197	L-Series for Sargent and Yale non-IC cylinders	<b>10.70</b>
L583-198	L-Series for Corbin Russwin non-IC cylinders	<b>10.70</b>
L583-254	L-Series Classic Conventional	<b>3.00</b>
XQ11-935*	Inverted straight Everest and Primus (dogging)	<b>3.00</b>
XL11-895	L-Series for Corbin Russwin	<b>10.70</b>
B520-254	Cam for Falcon Exit Trim	<b>10.70</b>

\* Subject to Specials discounting and extended factory lead time.

<b>Cams - Modular Cylinders</b>		
<b>Part Number</b>	<b>Description</b>	<b>Price Each</b>
L583-476	L9060 for cylinder lengths 1-1/8", 1-3/8" and 1-5/8"	<b>\$2.70</b>
L583-477	L9060 for cylinder lengths 1-1/4", 1-1/2" and 1-3/4"	<b>2.70</b>
B520-743	Cam, Cylinder Mortise. A/R 4070 for cylinder lengths 1-1/8", 1-3/8" and 1-5/8"	<b>10.70</b>
B520-744	Cam, Cylinder Mortise. A/R 4070 for cylinder lengths 1-1/4", 1-1/2" and 1-3/4"	<b>10.70</b>
L583-446	Adams Rite MS for cylinder lengths 1-1/8", 1-3/8" and 1-5/8"	<b>2.70</b>
L583-447	Adams Rite MS for cylinder lengths 1-1/4", 1-1/2" and 1-3/4"	<b>2.70</b>
L583-474	L-Series for cylinder lengths 1-1/8", 1-3/8" and 1-5/8"	<b>2.70</b>
L583-475	L-Series for cylinder lengths 1-1/4", 1-1/2" and 1-3/4"	<b>2.70</b>

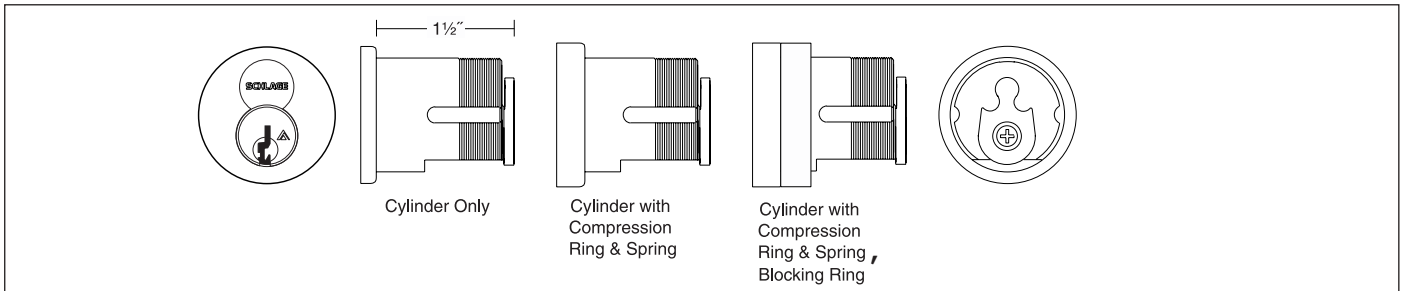
<b>Cam Screws For Non Modular Cylinders</b>		
<b>Part Number</b>	<b>Description</b>	<b>Price Each</b> (Order in multiples of 100)
B502-468	Classic Conventional up to 1 3/8"	<b>\$0.28</b>
B502-942	Everest & Primus up to 1 3/8"	<b>0.42</b>
B502-943	Everest & Primus over 1 3/8"	<b>0.56</b>
B590-295	Classic Conventional over 1 3/8"	<b>0.42</b>

<b>Cam Screws For Modular Cylinders</b>		
<b>Part Number</b>	<b>Description</b>	<b>Price Each</b> (Order in multiples of 100)
B520-690	Camscrew, (5-40 x 1/2") for 1-1/8" & 1-1/4" cylinder length	<b>\$0.18</b>
B520-691	Camscrew, (5-40 x 3/4") for 1-3/8" & 1-1/2" cylinder length	<b>0.38</b>
B520-692	Camscrew, (5-40 x 1") for 1-5/8" & 1-3/4" cylinder length	<b>0.48</b>
<b>Modular Cylinder Housing Screws</b>		
B520-693	Modular Housing Screw (8-32 x 7/8")	<b>\$1.40</b>
B590-295	Classic Conventional over 1 3/8"	<b>0.42</b>

<b>Dummy Cylinder</b>			
<b>Part Number</b>	<b>Description</b>	<b>Length</b>	<b>Price Each</b>
38-070	Dummy cylinder only, less ring and cam	11/8", 11/4", 1 3/8", 1 1/2"	<b>\$52.00</b>

Note: 1) For thumbturn cylinders see page L-36.





Full Size Interchangeable Core

Cam	Description	Cylinder Mechanism	Complete Cylinder	Finishes Available: 605, 606, 609, 612, 613, 619, 625, 626, 643e		
				Price Each		
				Open	Restricted	
<b>Schlage L-Series (except L9060 outside)</b>						
<b>L583-255</b>  Dim. X = .252 Y = .638	Housing Only	Housing Less Core	30-016	\$52.00		
	Cylinder With Compression Ring & Spring: L & N Escutcheons	Conventional Core	30-008*	124.00	139.00	
		Primus® Core	20-798	207.00		
		Primus® XP Core	20-798-XP	207.00		
		Faculty Res. Function Core	30-010**	124.00		
		Housing Less Core	30-007	60.00		
	Cylinder With Compression Ring, Spring & 3/8" Blocking Ring Rose Trim	Conventional Core	30-138*	136.00	151.00	
		Primus Core	20-776	221.00		
		Primus XP Core	20-776-XP	221.00		
		Faculty Res. Function Core	30-140**	136.00		
Housing Less Core		30-137	72.00			
<b>Schlage L9060 Outside</b>						
<b>K510-680</b>  Dim. X = .338 Y = .778	Housing Only	Housing Less Core	30-032	\$52.00		
	Cylinder With Compression Ring & Spring: L & N Escutcheons	Conventional Core	30-030*	124.00	139.00	
		Primus Core 20-782	20-782	207.00		
		Primus XP Core	20-782-XP	207.00		
	Cylinder With Compression Ring, Spring & 1/2" Blocking Ring Rose Trim	Primus XP Core 20-783	20-783	221.00		
		Primus XP Core	20-783-XP	221.00		
<b>Von Duprin, Monarch and Other Straight Cam Applications</b>						
<b>K510-730</b>  Dim. X = .338 Y = .71  Also for Schlage K-Series (discontinued), Falcon® non-deadbolt functions, Von Duprin & Monarch exit devices, Adams Rite® 2331 deadlocks, Baldwin® mortise locks, Corbin Russwin® ML2242 inside and ML2255, Best 30H latch function.  For dogging cylinders for Von Duprin exit devices, specify complete cylinder (with core) and XQ11-948.**** Available at no additional charge.	Housing Only	Housing Less Core	20-059	\$52.00		
	Cylinder With Compression Ring & Spring	Conventional Core	26-091*	124.00	139.00	
		Primus Core 20-763	20-763	207.00		
		Primus XP Core	20-763-XP	207.00		
	Housing Only with compression ring and spring	Housing Less Core	26-064	62.00		
	Cylinder With Compression Ring, Spring & 3/8" Blocking Ring	Conventional Core	20-061*	136.00	151.00	
		Primus Core 20-771	20-771	221.00		
		Primus XP Core	20-771-XP	221.00		
Housing Less Core		26-094	71.00			

CYLINDERS / KEYS / AUXILIARY

CYL-33

Keys

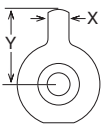
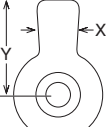
CL-Series

CYLINDERS / KEYS / AUXILIARY

CYL-34

Keys

CL-Series

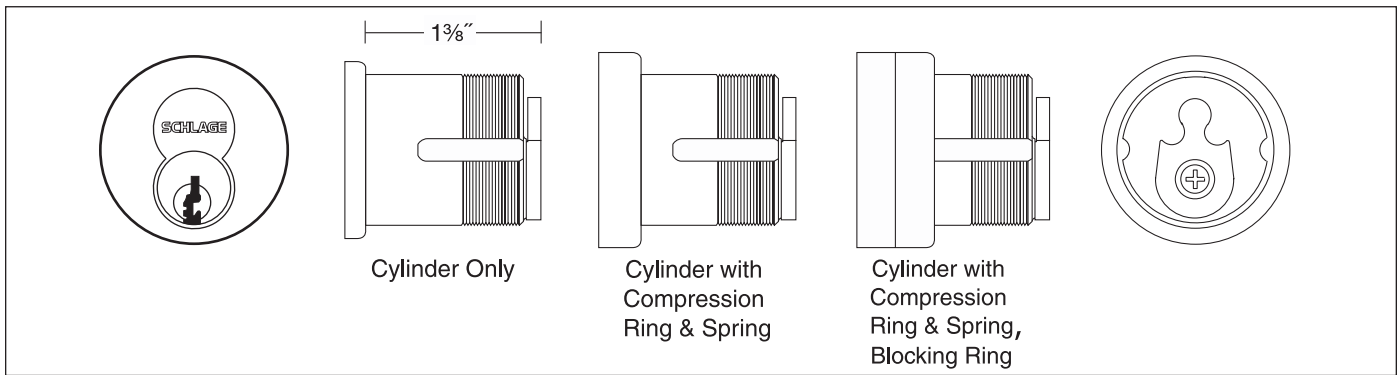
Full Size Interchangeable Core (cont'd)					
Cam	Description	Cylinder Mechanism	Complete Cylinder	Price Each	
				Open	Restricted
<b>Adams Rite MS, 4500, 4700 Series</b>					
<b>K510-711</b>  Dim. X = .187 Y = .562 Cylinders with this cam include set screw pack B220-050 for Adams Rite locks.	Cylinder Only	Housing Less Core	20-060	<b>\$52.00</b>	
	Cylinder With Compression Ring & Spring	Conventional Core	26-098*	<b>124.00</b>	<b>139.00</b>
	Cylinder With Compression Ring, Spring 3/16" and 3/8" Blocking Rings	Conventional Core	20-062*	<b>145.00</b>	<b>160.00</b>
		Primus® Core	20-766	<b>234.00</b>	
	Primus® XP Core	20-766-XP	<b>234.00</b>		
<b>Adams Rite 4070 Series</b>					
<b>B520-378</b>  Dim. X = .323 Y = .627	Cylinder Only	Housing Less Core	20-090	<b>\$52.00</b>	
	Cylinder With Compression Ring, Spring 3/16" and 3/8" Blocking Rings	Conventional Core	20-091*	<b>145.00</b>	<b>160.00</b>
		Primus Core	20-722	<b>234.00</b>	
		Primus XP Core	20-722-XP	<b>234.00</b>	
Note: 2 1/4" through 5" cylinders are available. See Special Cylinders CYL-51 for more information.					

Interchangeable Core Cams		
Part Number	Description	Price Each
B520-378	Adams Rite 4070	<b>\$10.70</b>
K510-680	L9060 Outside	<b>3.00</b>
K510-711	Adams Rite MS	<b>3.00</b>
K510-730	Straight cam	<b>3.00</b>
L583-255	L-Series (except L9060 outside)	<b>3.00</b>
B520-698	Falcon Series MA Mortise Lock	<b>11.00</b>
K510-730	Cam for Falcon Exit Device Trims	<b>3.00</b>

Other Full Size IC Mortise Cylinder Parts		
Part Number	Description	Price Each
L583-200	Cam screw (order in multiples of 100)	<b>\$0.34</b>
C604-334*	Driver, universal	<b>5.40</b>
K510-474	Friction washer	<b>2.40</b>

\* Will upgrade housings manufactured before March 1992 to accept Everest and Primus cores.

 For plugs, shells, pins, springs, etc., see **CYL-51, CYL-52, CYL-53, CYL-55.**



Small Format Interchangeable Core					
Cam	Description	Cylinder Mechanism	Complete Cylinder	Price Each	
<b>Schlage L-Series (except L9060 outside)</b>					
<b>L583-255</b>  Dim. X = .252 Y = .638	Cylinder With Compression Ring & Spring; L & N Escutcheons	Everest & Everest 29 Combined Core	80-308	<b>133.00</b>	
		Construction Core	Disposable	80-115	<b>63.00</b>
			Keyed	80-138	<b>94.00</b>
	Housing less Core		80-108	<b>63.00</b>	
	Cylinder With Compression Ring & Spring; and 1/4" Blocking Ring; Rose Trim	Everest & Everest 29 Combined Core		80-301	<b>137.00</b>
		Construction Core	Disposable	80-109	<b>70.00</b>
Keyed			80-131	<b>106.00</b>	
Housing less Core		80-101	<b>70.00</b>		
<b>Schlage L9060 Outside</b>					
<b>K510-680</b>  Dim. X = .338 Y = .778	Cylinder With Compression Ring & Spring; L & N Escutcheons*	Everest & Everest 29 Combined Core	80-304	<b>133.00</b>	
		Construction Core	Disposable	80-112	<b>63.00</b>
			Keyed	80-134	<b>106.00</b>
	Housing less Core		80-104	<b>63.00</b>	
<b>Von Duprin, Monarch and Other Straight Cam Applications</b>					
<b>K510-730</b>  Dim. X = .338 Y = .71  Also for Schlage K-Series (discontinued), Falcon® non-deadbolt functions, Von Duprin® exit devices, Adams Rite® 2331 deadlocks, Baldwin® mortise locks, Corbin Russwin® ML2242 inside and ML2255. To order dogging cylinders for Von Duprin® and Monarch® exit devices, specify complete cylinder (with core) and XQ11-948**. Available at no additional charge.	Cylinder With Compression Ring, Spring & 1/4" Blocking Ring	Everest & Everest 29 Combined Core	80-302	<b>143.00</b>	
		Construction Core	Disposable	80-110	<b>70.00</b>
			Keyed	80-132	<b>106.00</b>
	Housing less Core		80-102	<b>70.00</b>	
* For rose trim also order 36-082-050 blocking ring. ** Subject to Specials discounting and extended factory lead time.					

CYLINDERS / KEYS / AUXILIARY

CYL-35

Keys

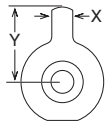
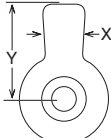
CL-Series

CYLINDERS / KEYS / AUXILIARY

CYL-36

Keys

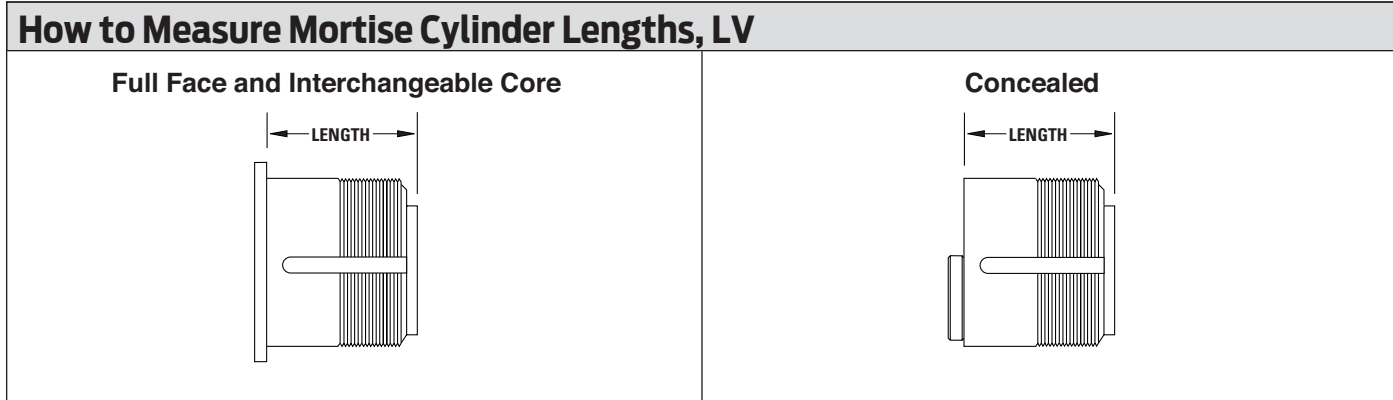
CL-Series

Small Format Interchangeable Core (cont'd)					
Cam	Description	Cylinder Mechanism	Complete Cylinder	Price Each	
				Open	
<b>Adams Rite MS, 4500 and 4700-Series</b>					
<b>K510-711</b>  Dim. X = .187 Y = .562	Cylinder With 7/16" Blocking Ring	Everest & Everest 29 Combined Core	80-303	<b>\$143.00</b>	
		Construction Core	Disposable	80-111	<b>70.00</b>
			Keyed	80-133	<b>106.00</b>
		Housing less Core	80-103	<b>70.00</b>	
<b>Adams Rite 4070 Series</b>					
<b>B520-378</b>  Dim. X = .323 Y = .627	Cylinder With Compression Ring, Spring & 1/4" Blocking Ring	Everest & Everest 29 Combined Core	80-305	<b>\$143.00</b>	
		Construction Core	Disposable	80-113	<b>70.00</b>
			Keyed	80-135	<b>106.00</b>
		Housing less Core	80-105	<b>70.00</b>	
Notes:	Housing finishes: 605, 606, 609, 612, 613, 619, 625 and 626.				
	All SFIC cylinders with Adams Rite MS or 4070 cams are furnished with set screw pack B220-050.				
	Cylinder and Blocking Ring combinations are based on 1-3/4" door thickness.				

Interchangeable Core Cams		
Part Number	Description	Price Each
B520-378	Adams Rite 4070	<b>\$11.20</b>
K510-680	L9060 Outside	<b>3.10</b>
K510-711	Adams Rite MS	<b>3.10</b>
K510-730	Straight cam	<b>3.00</b>
L583-255	L-Series (except L9060 outside)	<b>3.10</b>

Other Full Size IC Mortise Cylinder Parts		
Part Number	Description	Price Each
B520-484	Cam screw (order in multiples of 100)	<b>\$0.36</b>
B520-483	Throw member (driver)	<b>5.40</b>
B220-050	Adams Rite set screw pack	<b>2.40</b>

For pins, springs, etc.,  
see **CYL-50**.



### Cylinder and Length Requirements, L-Series

Function	Trim	Cylinder	Door Thickness				
			13/8"	13/4"	2"	2 1/4"	
			Dimension				
L9050, L9056, L9070, L9076, L9080, L9080EL/EU, L9453, L9456, L9460 per XL11-886 or XL-635, L9464 per XL11-886, L9465, L9473, L9480	L460, L464, L9460, L9464	Rose	118				
	—	Escutcheon	118	114	138	112	
	—	Concealed	118	114	138	112	
L9485 per XL11-557	—	Rose	118				
		Escutcheon	—	114	138	112	
		Concealed	—	114	138	112	
L9486	—	Rose	114	138	112	158	
		Escutcheon	118	114	138	112	
		Concealed	118	114	138	112	
L9496	—	Rose	114	138	112	158	
		Escutcheon	118	114	138	112	
		Concealed	118	114	138	112	
L9060, L9071, L9077, L9082, L9082EL/EU*, L9457, L9462 per XL11-886, L9464, L9466, L9482	L462, L463, L9462, L9463	Rose	118				
	—	Escutcheon	114	—	—	—	
	—	—	30-021	—	118	114	138
—	Concealed	30-004	—	118	114	138	
L9060 Outside	—	Rose	20-001				
		Escutcheon	20-001	114	—	—	—
		—	26-021	—	118	114	138
		Concealed	26-023	—	118	114	138
Note:	Blocking rings and/or compression rings may be required and must be ordered separately.						
	30-002 is not available in 112 length in Everest or Everest 29 Keyways						

### Dimensions for Mortise Cylinders

Cylinder Length	Dimension
1 1/8"	118
1 1/4"	114
1 3/8"	138
1 1/2"	112
1 5/8"	158
1 3/4"	134

CYLINDERS / KEYS / AUXILIARY

CYL-38

Keys

CL-Series

Full Size IC Cylinder Blocking Ring Requirements, L-Series, LV-Series					
Function	Trim	Door Thickness			
		13/8"	13/4"	2"	21/4"
		Dimension			
L9050, L9056, L9070, L9076, L9080, L9080EL/EU, L9453, L9456, L9460 per XL11-886 or XL-635, L9464 per XL11-886, L9465, L9473, L9480	Rose	050	037	025	025
	Escutcheon	025	012	N/R	N/R
L9485 per XL11-557	Rose	—	037	025	025
	Escutcheon	—	012	N/R	N/R
L9486, L9496	Rose	012	N/R	N/R	N/R
	Escutcheon	025	012	N/R	N/R
L9060*, L9071*, L9077*, L9082*, L9457*, L9462* per XL11-886, L9466*, L9482*	Rose	—	050	043	031
	Escutcheon	025	012	N/R	N/R
L460, L464, L9460, L9464	Rose	050	037	025	025
L462*, L463*, L9462*, L9463*	Rose	—	050	043	031
Notes:	Specify blocking ring (36-082), finish and dimension.				
	Blocking ring (36-082) must be used with compression ring (36-083).				
	N/R = None Required.				
	* 2 Blocking rings required.				

Small Format IC Cylinder Blocking Ring Requirements, L-Series, LV-Series					
Function	Trim	Door Thickness			
		13/8"	13/4"	2"	21/4"
		Dimension			
L9050, L9056, L9070, L9076, L9080, L9080EL/EU, L9453, L9456, L9460 per XL11-886 or XL-635, L9464 per XL11-886, L9465, L9473, L9480	Rose	037	025	012	N/R
	Escutcheon **	N/R	N/R	N/R	N/R
L9060*, L9071*, L9077*, L9082*, L9082EL/EU*, L9457*, L9462* per XL11-886, L9464*, L9466*, L9482*	Rose	—	050	037	025
	Escutcheon	018	N/R	N/R	N/R
L9496	Rose	025	012	N/R	N/R
	Escutcheon	N/R	N/R	N/R	N/R
L460, L464, L496, L9460, L9464	Rose	037	025	012	N/R
L462*, L463*, L9462*, L9463*	Rose	—	050	037	025
Notes:	Specify blocking ring (36-082), finish and dimension.				
	Blocking ring (36-082) must be used with compression ring (36-083).				
	N/R =None Required.				
	* 2 Blocking rings required.				
	** Compression ring not required for doors over 19/16" thick.				

Dimensions for Blocking Rings	
Blocking Ring	Length Dimension
1/8"	012
3/16"	018
1/4"	025
5/16"	031
3/8"	037
7/16"	043
1/2"	050

Blocking and Compression Rings			
Part Number	Specify Finish	Description	Price Each
36-079*	·	Blocking ring for use without compression ring	<b>\$12.20</b>
36-082*	·	Blocking ring for use with compression ring	<b>10.60</b>
36-083	·	Compression ring and spring	<b>8.80</b>
L583-195		Compression ring spring	<b>1.30</b>

Allegion Compatible Cams					
Description	Cams for Schlage Cylinders				
	Modular Cylinder 1 1/8", 1 3/8", 1 5/8	Modular Cylinder 1 1/4", 1 1/2", 1 3/4	Interchangeable Core SFIC and FSIC	Classic Conventional Not available with cylinder	Everest and Primus non-IC Not available with cylinder
Schlage L-Series, Except L9060 O/S	L583-474	L583-475	L583-255	L583-254	L583-153
Schlage L9060 O/S	L583-476	L583-477	K510-680	B502-191	B502-948
Schlage K-Series (Discontinued)	L583-476	L583-477	K510-730	B502-191	B502-948
Falcon M-Series Non-deadbolt functions (Discontinued)	L583-476	L583-477	K510-730	B502-191	B502-948
Falcon M-Series Deadbolt functions (Discontinued)	B520-738	B520-739	XB12-046	A09894-001-00*	B502-907
Falcon MA-Series except MA381 function	L583-638	L583-639	B520-698	N/A	N/A
Von Duprin mortise exit device	L583-476	L583-477	K510-730	B502-191	B502-948
Von Duprin mortise exit device with dogging	L583-476	L583-477	K510-730 PER XQ11-948	B502-191	B502-948
Glynn-Johnson HL-6, except 9060 O/S	L583-474	L583-475	L583-255	L583-254	L581-153
Glynn-Johnson HL-6 9060 O/S	L583-476	L583-477	K510-680	B502-191	B502-948
Schlage CM5500, CM5600, PRO5500, VIP5500, 650 Keyswitch	L583-476	L583-477	K510-680	B502-191	B502-948
Falcon 718C Trim (Manufactured after 2/28/2011)	B520-730	B520-731	B520-254	B520-295	B520-366
Falcon 24/25 exit device with trims (except 718C and 718NL)	N/A	N/A	N/A	A09897-024-00*	A09897-024-00*
Falcon 24/25 exit device with trims (only 718C and 718NL) Falcon #24 cam	N/A	N/A	N/A	A09894-021-00*	A09894-021-00*

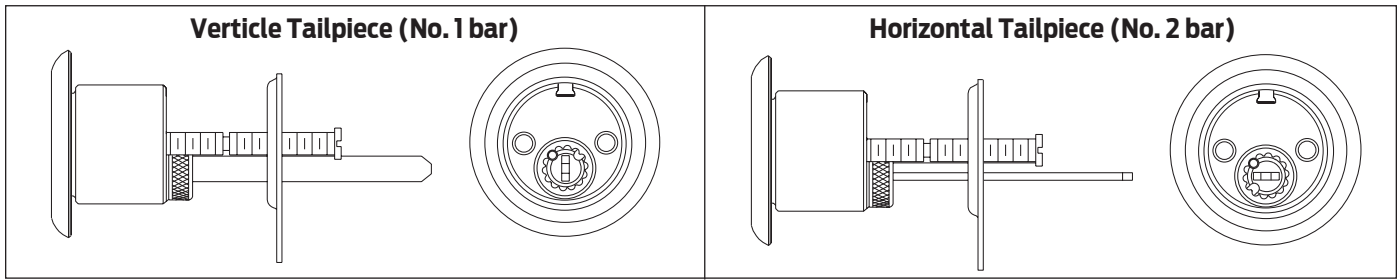
\* Falcon cam available through the Falcon price book.

Cam	Price	Cam	Price	Cam	Price
B502-191	<b>\$3.00</b>	K510-680	<b>\$2.90</b>	L583-474	<b>\$2.70</b>
B502-907	<b>3.00</b>	K510-730	<b>2.90</b>	L583-475	
B502-948	<b>3.00</b>	L583-153	<b>2.90</b>	L583-476	
B520-254	<b>10.70</b>	L583-254	<b>2.90</b>	L583-477	
B520-698	<b>10.90</b>	L583-255	<b>2.90</b>	L583-638	<b>10.70</b>
B520-738	<b>10.70</b>			L583-639	
B520-739	<b>10.70</b>			XB12-046	
B520-740	<b>OBSOLETE - USE L583-476</b>				
B520-741	<b>OBSOLETE - USE L583-477</b>				
B520-295	<b>10.70</b>				

<b>Falcon Retrofit Cylinder Reference Table</b>									
Side View	Lock Series	Cylinder Mechanism	Complete Cylinder	Price Each		Keyway Type	Plug	Shell	Tailpiece/Cam
				Open	Restricted				
B611, T381 IS & W, all except 561		Conventional	21-020	<b>\$55.00</b>	<b>\$70.00</b>	Classic	33-137	A508-652	A700-031
		Everest & Everest 29				33-138			
		Primus	20-728	<b>123.00</b>		Classic	33-136	A508-655	
		Primus XP	20-728-XP			Everest & Everest 29	33-119		
		Primus UL	20-528	<b>151.00</b>		Classic	33-154		
		Primus XP UL	20-528-XP			Everest & Everest 29	33-221		
T, all except 381 IS & 571		Conventional	24-031	<b>55.00</b>	<b>70.00</b>	Classic	33-137	A508-652	030730-001*
		Everest & Everest 29				33-138			
		Primus	24-761	<b>123.00</b>		Classic	33-136	A508-655	
		Primus XP	24-761-XP			Everest & Everest 29	33-119		
		Primus UL	24-561	<b>151.00</b>		Classic	33-154		
		Primus XP UL	24-561-XP			Everest & Everest 29	33-221		
T571		Conventional	24-032	<b>55.00</b>	<b>70.00</b>	Classic	33-137	A508-652	030730-002*
		Everest & Everest 29				33-138			
		Primus	24-762	<b>123.00</b>		Classic	33-136	A508-655	
		Primus XP	24-762-XP			Everest & Everest 29	33-119		
		Primus UL	24-562	<b>151.00</b>		Classic	33-154		
		Primus XP UL	24-562-XP			Everest & Everest 29	33-221		
W561, knobs		Conventional	24-033	<b>55.00</b>	<b>70.00</b>	Classic	33-137	A508-652	Q330-252*
		Everest & Everest 29				33-138			
		Primus	24-763	<b>123.00</b>		Classic	33-136	A508-655	
		Primus XP	24-763-XP			Everest & Everest 29	33-119		
		Primus UL	24-563	<b>151.00</b>		Classic	33-154		
		Primus XP UL	24-563-XP			Everest & Everest 29	33-221		
W561, levers		Conventional	24-034	<b>55.00</b>	<b>70.00</b>	Classic	33-137	A508-652	Q330-165*
		Everest & Everest 29				33-138			
		Primus	24-764	<b>123.00</b>		Classic	33-136	A508-655	
		Primus XP	24-764-XP			Everest & Everest 29	33-119		
		Primus UL	24-564	<b>151.00</b>		Classic	33-154		
		Primus XP UL	24-564-XP			Everest & Everest 29	33-221		
MA		Conventional	24-035	<b>74.00</b>	<b>89.00</b>	Classic	33-137	A508-652	See Cam chart on page CYL-38 for proper cam
		Everest & Everest 29				33-138			
		Primus	24-765	<b>141.00</b>		Classic	33-136	A508-655	
		Primus XP	24-765-XP			Everest & Everest 29	33-119		
		Primus UL	24-565	<b>169.00</b>		Classic	33-154		
		Primus XP UL	24-565-XP			Everest & Everest 29	33-221		
B, all except		Conventional	23-013	<b>55.00</b>	<b>70.00</b>	Classic	33-137	A508-652	C604-243
		Everest & Everest 29				33-138			
		Primus	20-750	<b>123.00</b>		Classic	33-136	A508-655	
		Primus XP	20-750-XP			Everest & Everest 29	33-119		
		Primus UL	20-550	<b>151.00</b>		Classic	33-154		
		Primus XP UL	20-550-XP			Everest & Everest 29	33-221		
K		Conventional	24-139	<b>55.00</b>	<b>70.00</b>	Classic	33-137	A508-653	A301-338
		Everest & Everest 29				33-138			
		Primus	20-739	<b>123.00</b>		Classic	33-136	A508-655	
		Primus XP				Everest & Everest 29	33-119		
		Primus UL437	20-539	<b>151.00</b>		Classic	33-154		
		Primus XP UL437				Everest & Everest 29	33-221		

\* These part numbers represent Falcon part numbers and are available to order through Falcon.





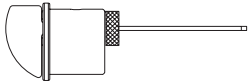


CYLINDERS / KEYS / AUXILIARY

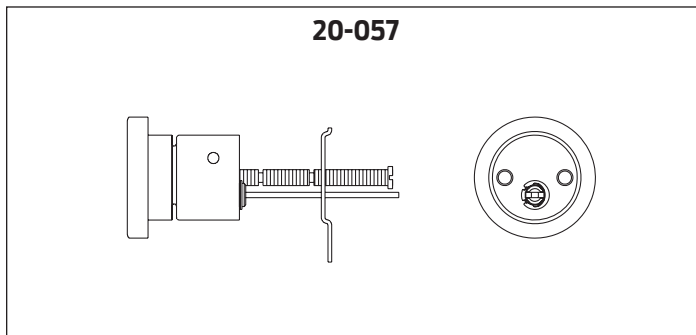
CYL-41



Keys

CL-Series

Rim Cylinders					
Type	Cylinder Mechanism	Tailpiece	Complete	Finishes Available: 605, 606, 609, 612, 613, 619, 625, 626, 629, 630, 643e	
				Price Each	
				Open	Restricted
<b>Standard (non-IC)</b> 	Conventional	Horizontal	20-022	\$70.00	\$85.00
		Vertical	20-021		
	Everest 29 SL (R/B Keyways only)	Horizontal	91-075		85.00
		Vertical	91-074		
	Primus	Horizontal	20-710	138.00	
		Vertical	20-709		
	Primus XP	Horizontal	20-710-XP	138.00	
		Vertical	20-709-XP		
	Everest 29 SL Primus XP (R/B Keyways only)	Horizontal	91-775-XP		138.00
		Vertical	91-774-XP		
Primus UL437	Horizontal	20-510	172.00		
	Vertical	20-509			
Primus XP UL437	Horizontal	20-510-XP	172.00		
	Vertical	20-509-XP			
<b>Lockout</b> 	Primus	Horizontal	20-716	190.00	
			Primus XP		20-716-XP
	Primus XP UL437		20-516	206.00	
			20-516-XP		
<b>Thumbturn</b> 	None	Horizontal	XB11-979	93.00	
Notes	Housing finishes: 605, 606, 609, 612, 613, 619, 625 and 626.				
	All items include collar, mounting screws and backplate.				
	Tailpiece orientation may be changed in the field. For Von Duprin, Monarch and most other applications, tailpiece should be horizontal.				
	To order less logo, specify: "with K510-612 faceplate" for standard cylinder. "with 23-031 core" for full size interchangeable core cylinder.				
	Standard (non-IC) cylinders are available for application that is thicker than 3" (combined door & device trim thickness) over 3" thick and available with special mounting screw locations for Sargent exit devices. See Special Cylinders CYL-51.				

**For keying in the field, order 10-piece Bulk Pack Cylinders.**  
Cylinders are sub-assembled to save time!  
**See CYL-5**



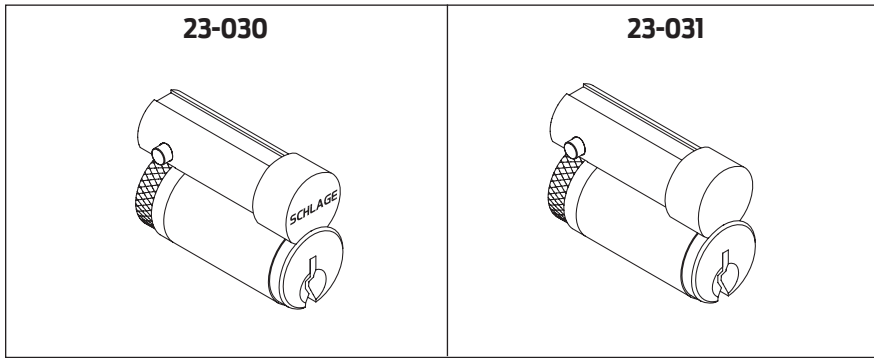
Rim Cylinders					
Type	Cylinder Mechanism	Tailpiece	Complete	Finishes Available: 605 606 609 612 613 619 625 626 643e	
				Price Each	
				Open	Restricted
<b>Full Size Interchangeable Core</b> 	Conventional Core	Convertible	20-057*	<b>\$118.00</b>	<b>\$133.00</b>
	Primus Core		20-757		
	Primus XP Core		20-757-XP	<b>187.00</b>	
	Housing only-less core		20-079	<b>52.00</b>	
<b>Small Format Interchangeable Core</b> 	Everest & Everest 29 Combined Core	Horizontal	80-329**	<b>124.00</b>	
	Keyed Construction Core		80-159***	<b>85.00</b>	
	Disposable Construction Core		80-116	<b>52.00</b>	
	Housing only-less core		80-129	<b>52.00</b>	

\* To order with construction core, see **Keys and Keying: Full Size Construction Core Program**.  
 \*\* Key symbol must be specified. Everest B and Everest 29 R Families keyways are restricted. See **Terms & Conditions** for more information.  
 \*\*\* Specify GRN for green or BRN for brown construction cores. A non-refundable handling charge (50-231) is assessed per core. See **Keys and Keying: Small Format Construction Core Program** for details.

Rim Cylinder Parts		
Part Number	Description	Price Each
36-066	Collar, IC cylinders	<b>\$7.90</b>
B202-328	Screws and backplate pack	<b>6.90</b>
B220-001*	Tailpiece & driver, full size IC	<b>11.50</b>
B502-200	Backplate	<b>1.40</b>
B502-209	Mounting screw	<b>1.40</b>
B502-310-604	Driver, standard (non-IC) cylinder	<b>1.30</b>
B502-899	Tailpiece, standard (non-IC) cylinder and SFIC housing	<b>2.70</b>
B520-153	Ring, cylinder, NL	<b>7.80</b>
B520-361*	Tailpiece retainer, full size IC (order in multiples of 100)	<b>0.30</b>
B600-107	Throw member for SFIC models	<b>2.70</b>

\* Not compatible with housings manufactured before July 1997.  
 For replacement of older parts, order housings less core (20-079).

For plugs, shells, pins, springs, etc., see **CYL-50, CYL-52, CYL-53, CYL-55.**



**For keying in the field, order 10-piece Bulk Pack Cores.**  
 Cores are sub-assembled to save time!  
**See CYL-5**

<b>Full Size Cores</b>			
Description	Part Number	Finishes Available: 606, 626	
		Price Each	
		Open	Restricted
Conventional core	23-030	\$64.00	\$79.00
Conventional core less logo	23-031	64.00	79.00
Primus core	20-740	132.00	
Primus XP core	20-740-XP	132.00	
Primus core less logo	20-741	132.00	
Primus XP core less logo	20-741-XP	132.00	
Hotel function conventional core for L9485 and L9486	30-120*	64.00	79.00
Hotel function conventional core, less logo, for L9485 and L9486	30-121*	64.00	79.00
* Specify hand for hotel function cores. Emergency keys must be ordered separately.			
Note: Control keys must be ordered separately.			

<b>Full Size Core Parts</b>		
Part Number	Description	Price Each
C503-115	Cap pin spring (Order in multiples of 100)	\$0.18
C503-118	Cap (Order in multiples of 25)	1.40
C603-827	Cap pin (Order in multiples of 100)	0.20
C603-956	Actuating ring	6.20
C603-964	Actuating pin (control top pin)	0.58
C603-967	Control bottom pin (Order in multiples of 100)	0.22
23446339	Driver, FSIC, AD-Series CY, MS, MD, 993R, 993 S, 993M	4.30

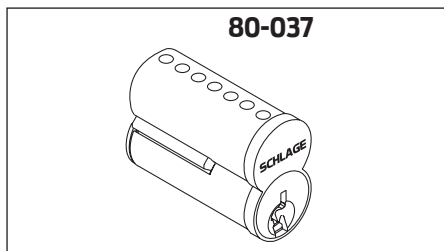
For plugs, shells, pins, springs, etc., see **CYL-50, CYL-52, CYL-53, CYL-55.**

CYLINDERS / KEYS / AUXILIARY

CYL-44

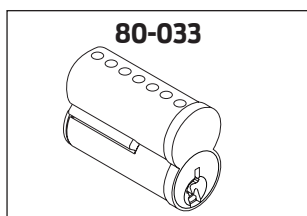
Keys

CL-Series



### Everest® & Everest 29™ Patented Keyway Small Format Interchangeable Cores

Description	Part Number	Price Each
Everest combined core, includes master keying	80-037	<b>\$73.00</b>
Everest uncombined core (Does not include keys, pins or springs)	80-036	<b>49.00</b>
Finishes: 606, 626 and 613 (simulated).		



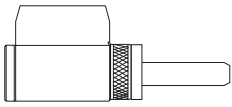
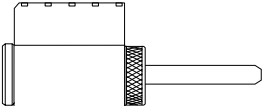
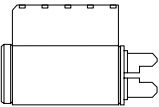
### Best® Keyway Small Format Interchangeable Cores

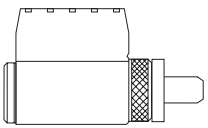
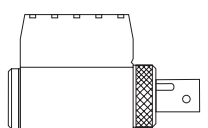
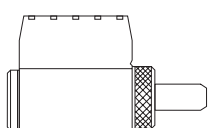
Description	Part Number	Price Each
7-Pin uncombined, specify keyway	80-033	<b>\$33.00</b>
6-Pin uncombined, specify keyway	80-043	<b>33.00</b>
Notes:	Finishes: 606 and 626.	
	Uncombined cores are furnished less keys, pins and springs. Factory keying is not available.	
	Specify keyway using B suffix: AB = A, BB=B, CB=C, DB = D, DDB=DD, EB = E, FB = F, GB = G, HB = H, JB = J, KB = K, LB = L, NB=N, MB = M, RB=R, TBB=TB, TDB=TD, QB=Q.	

### AD-Series Tailpiece for Small Format Core

Chassis	Lever Design	Description	Tailpiece	Price Each
CY, MS, MD	All	SFIC Driver	23446347	<b>10.60</b>
		SFIC Driver, Spacer (for 6 pins core) and Instruction sheet	46929456	<b>11.80</b>
993R, 993S, 993M	Except ATH, 8AT	SFIC Driver	N523-091	<b>11.70</b>
		SFIC Driver, Spacer (for 6 pins core) and Instruction sheet	09-774	<b>13.00</b>
	ATH, 8AT	SFIC Driver	23446347	<b>10.60</b>
		SFIC Driver, Spacer (for 6 pins core) and Instruction sheet	46929456	<b>11.80</b>

For pins, springs, etc.,  
see **CYL-51**.

Side View	Lock Series	Cylinder Mechanism	Price Each		Complete Cylinder	Keyway Type	Plug (See CYL-53)	Shell (See CYL-55)	Tailpiece
			Open	Restricted					
	CL3300	Conventional	\$55.00	\$70.00	24-022	Classic	33-137	A508-653	N523-022
		Everest 29 SL		70.00	91-020	Everest B & Everest 29 R	33-138		
		Primus Primus XP	123.00		20-762	Classic	33-136	A508-655	
		Everest 29 SL Primus XP		123.00	20-762-XP	Everest & Everest 29	33-119		
		Primus UL437 Primus XP UL437	151.00		20-562	Classic	33-154	A508-655	
				151.00	20-562-XP	Everest & Everest 29	33-221		
	CL3400 CL3600	Conventional	\$55.00	\$70.00	24-139	Classic	33-137	A508-653	A301-338
		Everest 29 SL		70.00	91-027	Everest B & Everest 29 R	33-138		
		Primus Primus XP	123.00		20-739	Classic	33-136	A508-655	
		Everest 29 SL Primus XP		123.00	20-739-XP	Everest & Everest 29	33-119		
		Primus UL437 Primus XP UL437	151.00		20-539	Classic	33-154	A508-655	
				151.00	20-539-XP	Everest & Everest 29	33-221		
	CK4200 UT5200 (since 1963)	Conventional	\$55.00	\$70.00	24-127	Classic	33-060	A201-690	None
		Everest 29 SL		70.00	91-027	Everest B & Everest 29 R	33-232	A100-052	
		Primus Primus XP	123.00		20-727	Classic	33-081	A201-690	
		Everest 29 SL Primus XP		123.00	20-727-XP	Everest & Everest 29	33-222		
		Primus UL437 Primus XP UL437	151.00		20-527	Classic	33-080	A201-690	
				151.00	20-527-XP	Everest & Everest 29	33-223		

Side View	Lock Series	Cylinder Mechanism	Price Each		Complete Cylinder	Keyway Type	Plug (See CYL-53)	Shell (See CYL-55)	Tailpiece
			Open	Restricted					
	7L, 8L, 10 Line Levers	Conventional	\$55.00	\$70.00	24-119	Classic	33-007	A201-849	C604-243
		Everest 29 SL		70.00	91-042	Everest B & Everest 29 R	33-231	A100-050	
		Primus Primus XP	123.00		20-719	Classic	33-163	A201-683	
		Everest 29 SL Primus XP		123.00	20-719-XP	Everest & Everest 29	33-224		
		Primus UL437 Primus XP UL437	151.00		20-519	Classic	33-162	A201-683	
				151.00	20-519-XP	Everest & Everest 29	33-225		
	7, 8, 9 Line Knobs	Conventional	\$55.00	\$70.00	24-120	Classic	33-007	A100-045	C303-437 Assembly with cap
		Everest 29 SL		70.00	91-043	Everest B & Everest 29 R	33-231	A100-049	
		Primus Primus XP	123.00		20-720	Classic	33-163	A100-047	
		Everest 29 SL Primus XP		123.00	20-720-XP	Everest & Everest 29	33-224		
		Primus UL437 Primus XP UL437	151.00		20-520	Classic	33-162	A100-047	
				151.00	20-520-XP	Everest & Everest 29	33-225		
	6 Line Except B Knob	Conventional	\$55.00	\$70.00	24-126	Classic	33-007	A100-046	C604-243
		Everest 29 SL		70.00	91-045	Everest B & Everest 29 R	33-231	A100-050	
		Primus Primus XP	123.00		20-726	Classic	33-163	A100-048	
		Everest 29 SL Primus XP		123.00	20-726-XP	Everest & Everest 29	33-224		
		Primus UL437 Primus XP UL437	151.00		20-526	Classic	33-162	A100-048	
				151.00	20-526-XP	Everest & Everest 29	33-225		

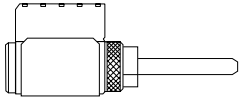
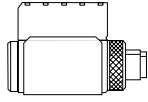
CYLINDERS / KEYS / AUXILIARY

CYL-46

Keys

CL-Series

## Yale® Retrofit Cylinder Reference Table

Side View	Lock Series	Cylinder Mechanism	Complete Cylinder	Price Each		Keyway Type	Plug (See CYL-53)	Shell (See CYL-55)	Tailpiece
				Open	Restricted				
	5300LN 5400LN Levers	Conventional	24-147	\$55.00	\$70.00	Classic	33-007	A201-849	A301-043
		Everest 29 SL	91-044		70.00	Everest & Everest 29	33-231	A100-050	
		Primus Primus XP	20-747 20-747-XP	123.00		Classic	33-163	A201-683	
		Everest 29 SL Primus XP	91-744-XP		123.00	Everest B & Everest 29 R	33-224		
		Primus UL437 Primus XP UL437	20-547 20-547-XP	151.00		Classic	33-162	A201-683	
						Everest & Everest 29	33-225		
	5300, 5400, 6200 Series Knobs	Conventional	24-123	\$55.00	\$70.00	Classic	33-007	A201-849	B520-409
		Everest 29 SL	91-046		70.00	Everest B & Everest 29 R	33-231	A100-050	
		Primus Primus XP	20-723 20-723-XP	123.00		Classic	33-163	A201-683	
		Everest 29 SL Primus XP	91-746-XP		123.00	Everest B & Everest 29 R	33-224		
		Primus UL437 Primus XP UL437	20-523 20-523-XP	151.00		Classic	33-162	A201-683	
						Everest & Everest 29	33-225		

### Tailpieces and Actuators

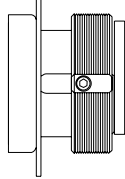
Part Number	Locksets	Price Each
A301-043	Yale Levers	\$4.40
A301-338	Corbin Russwin CL3400/CL3600	1.60
B520-409	Yale Knobs	27.30
C303-437	Sargent 7, 8, 9 (Assembly with cap)	12.00
C604-243	Sargent 6, 7L, 8L, 10 Line	1.60

### Miscellaneous

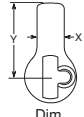
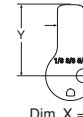
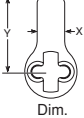
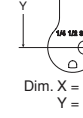
Part Number	Description	Price Each
A501-783	Blocking disc, Yale levers	\$4.60
B520-408	Sleeve, Yale cylinders	5.40
B520-407	Washer, Sargent	5.70
C607-062	Spacer, Corbin Russwin CL3300	3.20

For pins, springs, etc.,  
see **CYL-51**.

20-009, 20-505, 20-705



For old black cast iron case mortise locks only.

Mortise Cylinders, Corbin Russwin Master Ring						
Cam	Description	Cylinder Mechanism	Complete Cylinder	Price Each		
				Open	Restricted	
<b>Corbin Russwin Master Ring</b>						
<b>B502-946</b> Everest & Primus  Dim. X = .328 Y = .893	<b>B520-728</b> For cyl. length 1 1/8", 1 3/8", 1 5/8"  Dim. X = .34 Y = .90	Master Ring (includes bushing)	Conventional	20-009	\$180.00	\$195.00
			Primus Controlled Access	20-705	278.00	
			Primus XP Controlled Access	20-705-XP	278.00	
<b>B502-486</b> Classic Conventional  Dim. X = .328 Y = .893	<b>B520-729</b> For cyl. length 1 1/4", 1 1/2", 1 3/4"  Dim. X = .34 Y = .90	Master Ring (includes bushing)	Primus UL437 20-505	20-505	308.00	
			Primus XP UL437	20-505-XP	308.00	
Notes	Prices apply to 1 1/8", 1 1/4" and 1 3/8". For 1 1/2", 1 5/8" and 1 3/4" Primus add \$39.30. For 1 1/2", 1 5/8" and 1 3/4" Conventional add \$10.30. Finishes: 605, 606, 609, 612, 613, 625 and 626. To order less Schlage logo specify cylinder "with K510-612 faceplate".					

Bushing, Corbin Russwin Master Ring		
Part Number	Description	Price Each
B202-339	Reducing bushing and screws	\$81.70

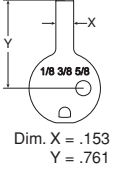
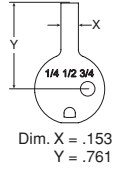

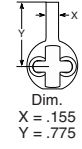

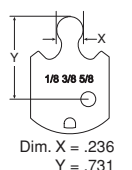
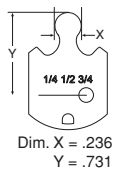



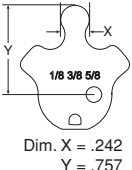
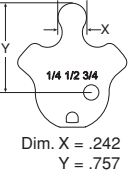

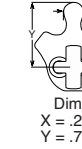

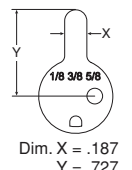
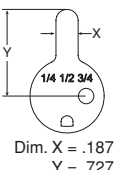


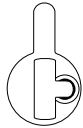
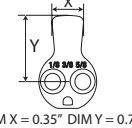
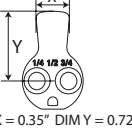
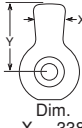
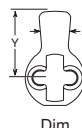
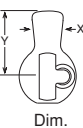
Cams, Corbin Russwin Master Ring		
Part Number	Description	Price Each
B502-486	Classic Conventional - Non Modular Cylinders	\$28.30
B502-946	Everest & Primus - Non Modular Cylinders	33.20
XB11-825*	Interchangeable core - Non Modular Cylinders	29.30
B520-728	Modular Cylinders (all keyways) length 1-1/8", 1-3/8", 1-5/8"	33.10
B520-729	Modular Cylinders (all keyways) length 1-1/4", 1-1/2", 1-3/4"	33.10

\* Not subject to standard discount terms.

Trim Collars Corbin Russwin Master Ring			
Part Number	Specify Finish	Description	Price Each
38-033	.	Trim collar	\$9.70











For plugs, shells, pins, springs, etc., see **CYL-50, CYL-52, CYL-53, CYL-55.**

## Cam and Cam Substitutions for Schlage Mortise Cylinders to Operate Other Manufacturer's Locks

	Modular Cylinder (introduced in July 2010)		Interchangeable Core FSIC & SFIC	Classic Conventional Non-IC	Everest, Primus Non-IC
CAM Substitutions only allowed on these cylinder numbers: Order Example: 20-001 X B210-731 626 S123	20-001, 20-002, 20-500, 20-501, 20-515, 20-700, 20-701, 20-715, 26-021		20-059, 20-061, 26-064, 20-763, 20-771, 26-091, 26-094, 80-302, 80-110, 80-132, 80-102	For Conventional Cylinders Manufactured before July 2010 Not Available with Cylinder	For Primus & Everest Cylinders Manufactured before July 2010 Not Available with Cylinder
	11/8", 13/8", 15/8"	11/4", 11/2", 13/4"	N/A	N/A	N/A
Corbin Russwin® DL4000 Series (Old Corbin 420 and Russwin 1503)	<b>B520-730</b>  Dim. X = .153 Y = .761	<b>B520-731</b>  Dim. X = .153	<b>B520-254</b> (was XB11-426) 	<b>B520-295</b> (was XB11-458)  Dim. X = .155 Y = .775	<b>B520-366</b> (was XB11-656) 
Corbin Russwin® ML2200 Series (Old Corbin 7000-9000 and Russwin 4000-5000) All functions except ML2255 and ML2242 inside (see straight cam)	<b>B520-732</b>  Dim. X = .236 Y = .731	<b>B520-733</b>  Dim. X = .236 Y = .731	<b>B520-253</b> (was XB11-352) 	<b>B520-233</b> (was XB08-899)  Dim. X = .232 Y = .729	<b>B520-309</b> (was XB11-629) 
Corbin Russwin A65 ML2200 master ring deadbolt functions manufactured before 6/10/93 and old Russwin cast iron residential locks. For all Best 40H Series & 30H Deadbolt function	<b>B520-734</b>  Dim. X = .242 Y = .757	<b>B520-735</b>  Dim. X = .242 Y = .757	<b>B520-360</b> (was XB11-817) 	<b>B520-223</b> (was XB03-142)  Dim. X = .235 Y = .729	<b>B520-367</b> (was XB11-887) 
Yale® 2160 Arrow® #004 Sargent® 13-0660 All functions except 16 inside and 50 outside	<b>B520-736</b>  Dim. X = .187 Y = .727	<b>B520-737</b>  Dim. X = .187 Y = .727	<b>B520-296</b> (was XB11-461, replaces XB11-484) 	<b>B520-256</b> (was XB11-430, replaces XB10-659)  Dim. X = .186 Y = .718	<b>B520-329</b> (was XB11-631, replaces XB11-630) 
Best 30 Latch Function	<b>L583-476</b>  DIM X = 0.35" DIM Y = 0.72"	<b>L583-477</b>  DIM X = 0.35" DIM Y = 0.72"	<b>K510-730</b>  Dim. X = .338 Y = .71	<b>B502-191</b> Classic Conventional  Dim. X = .338 Y = .71	<b>B502-948</b> Everest & Primus  Dim. X = .338 Y = .71
Cam substitution with Cylinders shown above are No Charge			Not available for substitution		

Cam	Price	Cam	Price	Cam	Price
B502-191	<b>\$3.00</b>	B520-296	<b>\$10.70</b>	B520-732	<b>\$10.70</b>
B502-948		B520-309		B520-733	
B520-223	B520-329	B520-734			
B520-233	B520-360	B520-735			
B520-253	<b>10.70</b>	B520-366		B520-736	
B530-254		B520-367		B520-737	
B520-256		B520-730		K510-730	<b>3.00</b>
		B520-731			



Competitor Cams for SL Modular Cylinder		
CAM Substitutions only allowed on these cylinder numbers: Order Example: 91-051 X B520-780 626 R123	91-051 118	91-051 114
	1 1/8"	1 1/4"
Corbin Russwin® DL4000 Series (Old Corbin 420 and Russwin 1503)	<b>B520-780</b> 	<b>B520-781</b> 
Corbin Russwin® ML2200 Series (Old Corbin 7000-9000 and Russwin 4000-5000) All functions except ML2255 and ML2242 inside (see straight cam)	<b>B520-782</b> 	<b>B520-783</b> 
Corbin Russwin A65 ML2200 master ring deadbolt functions manufactured before 6/10/93 and old Russwin cast iron residential locks. For all Best 40H Series & 30H Deadbolt function	<b>B520-784</b> 	<b>B520-785</b> 
Yale® 2160 Arrow® #004 Sargent® 13-0660 All functions except 16 inside and 50 outside	<b>B520-786</b> 	<b>B520-787</b> 
Best 30 Latch Function	<b>L583-802</b> 	<b>L583-803</b> 

Cam	Price
B520-780	<b>\$10.70</b>
B520-781	
B520-782	
B520-783	
B520-784	
B520-785	
B520-786	
B520-787	
L583-802	
L583-803	

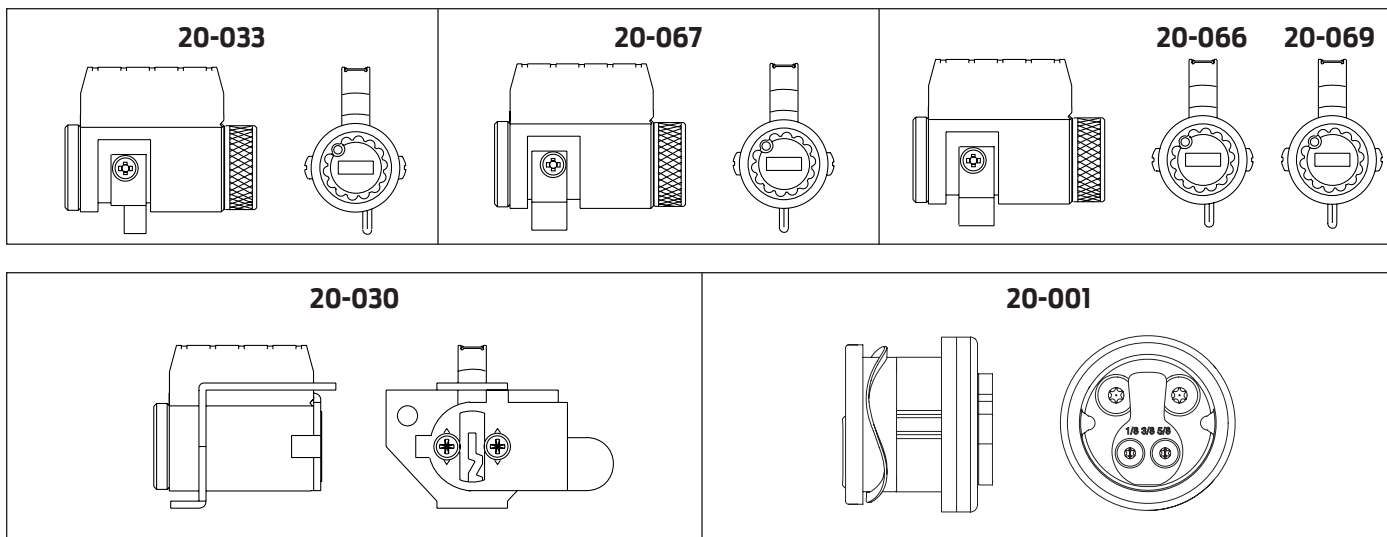
# CYLINDERS · Mail Box

CYLINDERS / KEYS / AUXILIARY

CYL-50

Keys

CL-Series



## Letter/Mail Box Cylinders and Application Table

Description	Keyway Type	Cam (See Below)	Plug (See CYL-55)	Shell (See CYL-57)	Complete Cylinder	Complete Cyl. Price	
						Open	Restricted
American Device	Classic	C604-268	33-616	C203-726	20-066	<b>\$83.00</b>	<b>\$98.00</b>
	Everest & Everest 29	C604-268	33-234	A100-051			
Auth, 466, 470, 480 Series	Classic	C604-269	33-616	C203-726	20-067	<b>\$83.00</b>	<b>\$98.00</b>
	Everest & Everest 29	C604-269	33-234	A100-051			
Bommer vertical mail box	Classic	L583-476	33-137	N/A	20-001-118	<b>74.00</b>	<b>89.00</b>
	Everest & Everest 29	L583-476	33-138	N/A			
Bommer & Florence, Cutler Mail Chute, Federal Equipment	Classic	C604-269	33-616	C203-726	20-069	<b>83.00</b>	<b>98.00</b>
	Everest & Everest 29	C604-269	33-234	A100-051			
Corbin Wood Products	Classic	C604-271	33-616	C203-726	20-033	<b>83.00</b>	<b>98.00</b>
	Everest & Everest 29	C604-271	33-234	A100-051			
Dura Steel	Classic	C604-088	33-806	A508-653	20-030	<b>83.00</b>	<b>98.00</b>
	Everest & Everest 29	C604-419	33-233				
Notes:	Finishes: 606 and 626. 20-001 also available 605, 612, 613 and 625. Federal law prohibits the master keying of a letter box cylinder.						

### Miscellaneous Parts

Part Number	Description	Price Each
B502-468	Screw, 2 required, 20-030 Classic (order multiples of 100)	<b>\$0.28</b>
B502-942	Screw, 20-030 Everest (order multiples of 100)	<b>0.42</b>
C503-346	Spacer, 20-033, 20-066, 20-067, 20-069	<b>1.30</b>
C604-050	Mounting bracket, 20-033	<b>11.90</b>
C604-051	Screw post, 2 req'd, 20-033	<b>1.70</b>
C604-052	Screw, 2 req'd, 20-033	<b>2.30</b>
C604-053	Lock washer, 2 req'd, 20-033	<b>2.30</b>

### Miscellaneous Parts

Part Number	Description	Price Each
C604-088	Cam, 20-030 Classic	<b>\$31.40</b>
C604-089	Bracket, 20-030	<b>23.40</b>
C604-226	Screw, 2 req'd, 20-033, 20-066, 20-067, 20-069 (order mult. of 100)	<b>0.22</b>
C604-234	Washer, 2 req'd, 20-033, 20-066, 20-067, 20-069 (order mult. of 100)	<b>0.22</b>
C604-268	Cam, 20-066	<b>20.80</b>
C604-269	Cam, 20-067, 20-069	<b>20.80</b>
C604-271	Cam, 20-033	<b>25.40</b>
C604-419	Cam, 20-030 Everest	<b>31.50</b>

For pins, springs, etc., see **CYL-50**.

<b>Special Cylinders</b>		
<b>Extended Factory Lead Time</b>		<b>Not subject to standard discount terms</b>
<b>"X" Number</b>	<b>Description</b>	<b>Price Each</b>
<b>Extra Long Mortise Cylinders</b>		
XB03-418	Mortise cylinder (20-001, 30-001 or 30-004), 1 7/8" – 5" long Classic, Everest or Everest 29	<b>\$350.00</b>
XB11-475*	Full size IC mortise cylinder (26-091 or 30-008), 2 1/4" – 5" long Classic, Everest or Everest 29	<b>479.00</b>
	Primus full size IC mortise cylinder (20-763 or 20-798), 2 1/4" – 5" long	<b>638.00</b>
	Full size IC mortise cylinder housing less core (20-059 or 30-007) 2 1/4" – 5" long	<b>421.00</b>
XB11-638	Primus mortise cylinder (20-700, 20-787 or 20-789), 1 7/8" – 5" long	<b>487.00</b>
<b>Mortise Cylinder with Switch</b>		
XB09-195	Mortise cylinder (20-001) with "on" and "off" switch for key controlled electrical circuits, conventional	<b>\$371.00</b>
XB09-795	Same as XB09-195, but double position, Classic Conventional only (no master keying available)	<b>497.00</b>
XQ11-804	Primus mortise cylinder (20-700) with "on" and "off" switch for key controlled electrical circuits	<b>505.00</b>
<b>Rim Cylinders</b>		
XB04-618	Conventional cylinder (20-021 or 20-022) for doors over 3" thick Insure device/ trim thickness is included in addition to door thickness	<b>\$439.00</b>
	Primus cylinder (20-710) for doors over 3" thick Insure device/ trim thickness is included in addition to door thickness	<b>487.00</b>
XB11-789	Conventional cylinder (20-022) with mounting holes for Sargent® exit device	<b>83.00</b>
XB11-790	Primus cylinder (20-710) with mounting holes for Sargent® exit device	<b>170.00</b>
XB11-958	Full size IC, conventional core (20-057) for doors over 3" thick Insure device/ trim thickness is included in addition to door thickness	<b>458.00</b>
	Full size IC, Primus core (20-757) for doors over 3" thick Insure device/ trim thickness is included in addition to door thickness	<b>616.00</b>
	Full size IC, housing less core (20-079) for doors over 3" thick Insure device/ trim thickness is included in addition to door thickness	<b>400.00</b>
<i>* Available in 1/4" increments. Order collars or blocking rings separately to fill any gaps.</i>		
Note:	If you are unable to find your required hardware solution in this price book, please use the Schlage Innovation Center Process in the <b>Forms and Example</b> section.	

<b>Original Manufacturer Nickel Silver Pins-Full Size Cylinders</b>						
<b>Part Number</b>		<b>Description</b>		<b>Price Each</b>		
<b>Part Number</b>	<b>Type</b>	<b>Size</b>		<b>Price Each</b>		
34-101	Top pins	#1	Order in multiples of 100 <b>\$0.08</b>			
34-102		#2				
34-103		#3				
34-202	Master pins	#2				
34-203		#3				
34-204		#4				
34-205		#5				
34-206		#6				
34-207		#7				
34-208		#8				
34-209		#9				
34-300		Bottom pins			#0	
34-301	#1					
34-302	#2					
34-303	#3					
34-304	#4					
34-305	#5					
34-306	#6					
34-307	#7					
34-308	#8					
34-309	#9					
34-007	Everest & Everest 29 check pin	—			Order in multiples of 50 <b>1.50</b>	

<b>Primus® Finger Pins and Sidebars</b>		
<b>Part Number</b>	<b>Description</b>	<b>Price Each</b>
34-001	Finger pin #1	Order in multiples of 100 <b>\$0.08</b>
34-002	Finger pin #2	
34-003	Finger pin #3	
34-004	Finger pin #4	
34-005	Finger pin #5	
34-006	Finger pin #6	
34-058	Finger pin #7	
C603-950	Sidebar	<b>3.70</b>

<b>Cap and Cap Pin</b>		
<b>Part Number</b>	<b>Description</b>	<b>Price Each</b>
C503-116*	Cap pin (non-IC)	Order in multiples of 100 <b>\$0.18</b>
C503-118*	Cap	Order in multiples of 25 <b>1.40</b>
C603-827	Full Size IC Cap Pin	Order in multiples of 100 <b>0.20</b>

\*See CYL-13 for KC-Series cap and cap pin

<b>Construction Balls, RCK</b>		
<b>Part Number</b>	<b>Description</b>	<b>Price Each</b>
34-401	Pack of 1,000 ball bearings	<b>\$30.50</b>

<b>Springs</b>		
<b>Part Number</b>	<b>Description</b>	<b>Price Each</b>
C503-113	Pin tumbler spring (including Primus)	Order in multiples of 100 <b>\$0.18</b>
C503-115	Cap retainer pin spring (including Primus)	
C603-951	Primus finger pin spring and Everest check pin spring	
C603-952	Primus sidebar spring	

<b>Ward Rings</b>		
<b>Part Number</b>	<b>Description</b>	<b>Price Each</b>
K510-045	Stop ring for hotel function Everest & Everest 29 mortise cylinders	<b>3.20</b>
K510-434	Stop ring for hotel function Classic mortise cylinders	<b>3.20</b>

**Ordering Shaded prices are specified in unit quantities (per piece) and must be ordered in multiples.**

Example:  
Order 100 34-300, Receive 1 bag of 100 pins. Price = \$8.00

Original Manufacturer Nickel Silver Pins			
Part Number	Description		PriceEach
	Type	Size	
34-902	Master/ build-up/ top pins	#2B	Order in multiples of 100 <b>\$0.10</b>
34-903		#3B	
34-904		#4B	
34-905		#5B	
34-906		#6B	
34-907		#7B	
34-908		#8B	
34-909		#9B	
34-910		#10B	
34-911		#11B	
34-912		#12B	
34-913		#13B	
34-914		#14B	
34-915		#15B	
34-916		#16B	
34-917		#17B	
34-918		#18B	
34-919		#19B	
34-800		Bottom pins	
34-801	#1A		
34-802	#2A		
34-803	#3A		
34-804	#4A		
34-805	#5A		
34-806	#6A		
34-807	#7A		
34-808	#8A		
34-809	#9A		
34-950	Everest & Everest 29 check pin	-	<b>1.50</b>

**Ordering**  
Shaded prices are specified in unit quantities (per piece) and must be ordered in multiples.  
Example:  
Order 100 34-300,  
Receive 1 bag of 100 pins. Price = \$8.00

SFIC Caps		
Part Number	Description	Price Each
34-952	21C Cap	Order in multiples of 500 <b>\$0.08</b>

SFIC Springs		
Part Number	Description	Price Each
C504-114	20S Tumbler spring	Order in multiples of 500 <b>\$0.08</b>
C504-116	Everest & Everest 29 check spring pin	Order in multiples of 100 <b>0.18</b>

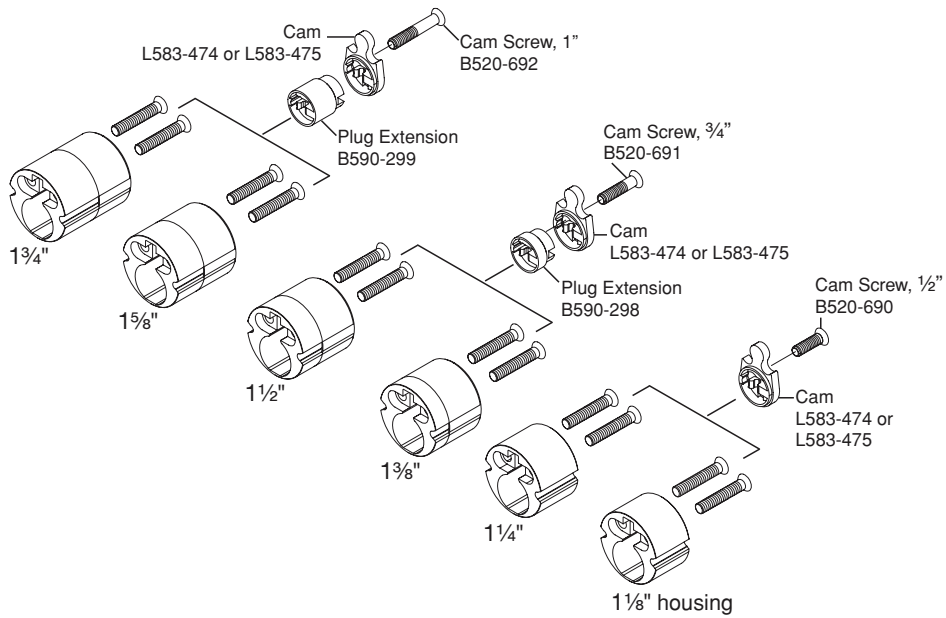
SFIC Plug Retainer		
Part Number	Description	Price Each
C603-936	Plug retainer	Order in multiples of 20 <b>\$1.60</b>
Note:	SFIC plug retainer is compatible with SFIC Everest products manufactured after October 18, 2002.	

L Pins For SL Cylinders		
Part Number	Description	Price Each
90-200	L-PIN, 0	<b>\$0.98</b>
90-201	L-PIN, 1	
90-202	L-PIN, 2	
90-203	L-PIN, 3	
90-204	L-PIN, 4	
90-205	L-PIN, 5	
90-206	L-PIN, 6	
90-207	L-PIN, 7	
90-208	L-PIN, 8	
90-209	L-PIN, 9	
90-200-2	L-PIN, MASTER, 0,2	
90-200-4	L-PIN, MASTER, 0,4	
90-200-6	L-PIN, MASTER, 0,6	
90-200-8	L-PIN, MASTER, 0,8	
90-201-3	L-PIN, MASTER, 1,3	
90-201-5	L-PIN, MASTER, 1,5	
90-201-7	L-PIN, MASTER, 1,7	
90-201-9	L-PIN, MASTER, 1,9	
90-202-4	L-PIN, MASTER, 2,4	
90-202-6	L-PIN, MASTER, 2,6	
90-202-8	L-PIN, MASTER, 2,8	
90-203-5	L-PIN, MASTER, 3,5	
90-203-7	L-PIN, MASTER, 3,7	
90-203-9	L-PIN, MASTER, 3,9	
90-204-6	L-PIN, MASTER, 4,6	
90-204-8	L-PIN, MASTER, 4,8	
90-205-7	L-PIN, MASTER, 5,7	
90-205-9	L-PIN, MASTER, 5,9	
90-206-8	L-PIN, MASTER, 6,8	
90-207-9	L-PIN, MASTER, 7,9	
Order single cut and master L pins in multiples of 100		
90-201-3-5	L-PIN, CROSS-KEY, 1,3,5	<b>0.98</b>
90-201-3-7	L-PIN, CROSS-KEY, 1,3,7	
90-201-3-9	L-PIN, CROSS-KEY, 1,3,9	
90-201-5-7	L-PIN, CROSS-KEY, 1,5,7	
90-201-5-9	L-PIN, CROSS-KEY, 1,5,9	
90-201-7-9	L-PIN, CROSS-KEY, 1,7,9	
90-203-5-7	L-PIN, CROSS-KEY, 3,5,7	
90-203-5-9	L-PIN, CROSS-KEY, 3,5,9	
90-203-7-9	L-PIN, CROSS-KEY, 3,7,9	
90-205-7-9	L-PIN, CROSS-KEY, 5,7,9	
90-201-3-5-7	L-PIN, CROSS-KEY, 1,3,5,7	
90-201-3-5-9	L-PIN, CROSS-KEY, 1,3,5,9	
90-201-5-7-9	L-PIN, CROSS-KEY, 1,3,7,9	
90-203-5-7-9	L-PIN, CROSS-KEY, 3,5,7,9	
90-201-3-5-7-9	L-PIN, CROSS-KEY, 1,3,5,7,9	
90-200-2-4	L-PIN, CROSS-KEY, 0,2,4	
90-200-2-6	L-PIN, CROSS-KEY, 0,2,6	
90-200-2-8	L-PIN, CROSS-KEY, 0,2,8	
90-200-4-6	L-PIN, CROSS-KEY, 0,4,6	
90-200-4-8	L-PIN, CROSS-KEY, 0,4,8	
90-200-6-8	L-PIN, CROSS-KEY, 0,6,8	
90-202-4-6	L-PIN, CROSS-KEY, 2,4,6	
90-202-4-8	L-PIN, CROSS-KEY, 2,4,8	
90-202-6-8	L-PIN, CROSS-KEY, 2,6,8	
90-204-6-8	L-PIN, CROSS-KEY, 4,6,8	
90-200-2-4-6	L-PIN, CROSS-KEY, 0,2,4,6	
90-200-2-4-8	L-PIN, CROSS-KEY, 0,2,4,8	
90-200-2-6-8	L-PIN, CROSS-KEY, 0,2,6,8	
90-202-4-6-8	L-PIN, CROSS-KEY, 2,4,6,8	
90-200-2-4-6-8	L-PIN, CROSS-KEY, 0,2,4,6,8	
Order cross-key L pins in multiples of 25		

Springs For SL Cylinders		
Part Number	Description	Price Each
C604-472	SPRING, LOCKING SIDEBAR	<b>\$0.20</b>
C603-952	END CAP PIN SPRING	
C603-951	L PIN SPRING	
C604-472	CHECK PIN SPRING	
Order in multiples of 100		

End Cap and End Cap Pin For SL		
Part Number	Description	Price Each
90-211	END CAP	<b>\$1.50</b>
90-002	END CAP PIN	<b>0.20</b>
Order in multiples of 50		

Cylinder Parts For SL		
Part Number	Description	Price Each
90-210	LOCKING SIDE BAR	<b>\$3.70</b>
C604-471	RETAINING CLIP	<b>0.52</b>
34-950	CHECK PIN, EVEREST B, EVEREST 29 R	<b>1.50</b>
90-212	TOP COVER	<b>0.10</b>
Order in multiples of 50		



**Modular Housing Interchangeability**

Housing		Cam	Cam Screw	Plug Extension
Part Number	Size	Part Number		
B520-721	1-1/8"	L583-474	B520-690	-
B520-722	1-1/4"	L583-475	B520-690	-
B520-723	1-3/8"	L583-474	B520-691	B590-298
B520-724	1-1/2"	L583-475	B520-691	B590-298
B520-725	1-5/8"	L583-474	B520-692	B590-299
B520-726	1-3/4"	L583-475	B520-692	B590-299

CYLINDERS / KEYS / AUXILIARY

CYL-56

Keys

CL-Series

**Plugs, Key-in-Knob/Lever, Deadlock and Mail Box**

Part Number	Description	Price Each
33-005*	5-Pin (except F51 and F80), C, CE, E and F keyways only	<b>\$35.00</b>
33-137	6-Pin Classic Conventional	
33-007	Sargent & Yale, Classic Conventional	
33-059*	5-Pin, F, FA-Series Knobs, BEL, GEO, PLY, AND, DNB (C keyway only)	<b>23.50</b>
33-059-149*	5-Pin, F-Series Knobs, ORB, C keyway only	
33-060	Corbin Russwin CK4200, UT5200 Classic Conventional	<b>35.30</b>
33-065*	5-Pin, F, FA-Series Levers, ACC, AVA, FLA, CLT, CHP, STA (C keyway only)	<b>23.60</b>
33-080	Corbin Russwin CK4200, UT5200 Classic Primus UL437 / Classic Primus XP UL437	<b>88.30</b>
33-081	Corbin Russwin CK4200, UT5200 Classic Primus / Classic Primus XP	<b>62.80</b>
33-119	Everest Primus / Everest Primus XP and Everest 29 Primus / Everest 29 Primus XP	<b>65.80</b>
33-154	Classic Primus UL437 / Classic Primus XP UL437	<b>84.80</b>
33-136	Classic Primus / Class Primus XP	<b>65.80</b>
33-162	Sargent & Yale, Classic Primus UL437 / Classic Primus XP UL437	<b>88.30</b>
33-163	Sargent & Yale, Classic Primus / Classic Primus XP	<b>63.20</b>
33-167	B600 Plug, Classic	<b>42.90</b>
33-186	B600 Plug, Everest	<b>46.20</b>
33-213	PLUG, CYL, KIK, SL, 7-PIN	<b>37.20</b>
33-214	PLUG, CYL, KIK, SL, 7-PIN, PRIMUS	<b>65.80</b>
33-216	6-pin Classic, hotel function	<b>49.80</b>
33-221	Everest Primus UL437/Everest Primus XP UL437 & Everest 29 Primus UL437/ Everest 29 Primus XP UL437	<b>88.30</b>
33-222	Corbin Russwin CK4200, UT5200, Everest Primus / Everest Primus XP and Everest 29 Primus / Everest 29 Primus XP	<b>63.20</b>
33-223	Corbin Russwin CK4200, UT5200, Everest Primus UL437/Everest Primus XP UL437 & Everest 29 Primus UL437/ Everest 29 Primus XP UL437	<b>88.30</b>
33-224	Sargent & Yale, Everest Primus / Everest Primus XP and Everest 29 Primus / Everest 29 Primus XP	<b>63.20</b>
33-225	Sargent & Yale, Everest Primus UL437/Everest Primus XP UL437 & Everest 29 Primus UL437/ Everest 29 Primus XP UL437	<b>88.30</b>
33-138	Everest & Everest 29 Conventional	<b>37.20</b>
33-231	Sargent & Yale, Everest & Everest 29 Conventional	
33-232	Corbin Russwin CK4200, UT5200, Everest & Everest 29 Conventional	
33-233	Mail box 20-030 Everest & Everest 29 Conventional	
33-234	Mail box 20-033, 20-066, 20-067, 20-069 Everest & Everest 29 Conventional	
33-235	Everest & Everest 29 hotel function	<b>49.80</b>
33-616	Mail box 20-033, 20-066, 20-067, 20-069 Classic Conventional	<b>37.30</b>
33-806	Mail box 20-030 Classic Conventional	
Notes:	Specify finish: 606 (430 for F-Series Knobs & Levers) and 626 (429 for F-Series Knobs & Levers).	
	* These plugs are pre-drilled for lost ball construction keying (33-005 is pre-drilled in C keyway only).	

**Modular Cylinders Plugs-Key In lever/ Knob**

Part Number	Description	Price Each
33-137	6 Pins, Plug, Classic	<b>\$35.20</b>
33-138	6 Pins, Plug, Everest	<b>37.20</b>
33-136	6 Pins, Plug, Classic Primus / Primus XP	<b>65.80</b>
33-119	6 Pins, Plug, Everest Primus / Primus XP	<b>65.80</b>

**Plugs, Full Size Interchangeable Core**

Part Number	Description	Price Each
33-058*	Classic Conventional	<b>\$38.50</b>
33-133	Everest & Everest 29 Conventional hotel function	
33-139	Everest Primus / Everest Primus XP and Everest 29 Primus / Everest 29 Primus XP	<b>66.40</b>
33-160	Classic Primus / Classic Primus XP	
33-236	Everest & Everest 29 Conventional	<b>52.40</b>
Notes:	Specify 606 or 626 finish.	
	IC cap pins and cap pin springs must be ordered separately.	
	*For L-Series Classic hotel cylinders, specify "warded."	



**Key in Lever/ Knob -Modular Cylinders Type**

Part Number	Description	Price Each
A508-653	6 Pin, Body & Cover, Classic/Classic, Everest, Everest 29	<b>\$27.50</b>
A508-655	6 Pin, Body & Cover, Primus/Primus XP	<b>51.90</b>
33-213	PLUG, CYL, KIK, SL, 7-PIN	<b>37.20</b>
33-214	PLUG, CYL, KIK, SL, 7-PIN, PRIMUS	<b>65.80</b>

**Back Housings-Modular Cylinder**

Part Number	Description	Price Each
B520-721	Back Housing, Mortise 1-1/8"	<b>\$7.70</b>
B520-722	Back Housing, Mortise 1-1/4"	<b>7.70</b>
B520-723	Back Housing, Mortise 1-3/8"	<b>7.70</b>
B520-724	Back Housing, Mortise 1-1/2"	<b>30.80</b>
B520-725	Back Housing, Mortise 1-5/8"	<b>30.80</b>
B520-726	Back Housing, Mortise 1-3/4"	<b>30.80</b>
B520-727	Back Housing, Rim	<b>7.70</b>
K110-480 316	Front housing 643e finish	<b>7.70</b>
K110-480 605	Front housing 605 finish	<b>7.70</b>
K110-480 606	Front housing 606 finish	<b>7.70</b>
K110-480 609	Front housing 609 finish	<b>7.70</b>
K110-480 612	Front housing 612 finish	<b>7.70</b>
K110-480 613	Front housing 613 finish	<b>10.30</b>
K110-480 619	Front housing 619 finish	<b>7.70</b>
K110-480 625	Front housing 625 finish	<b>7.70</b>
K110-480 626	Front housing 626 finish	<b>5.20</b>
K110-480 629	Front housing 629 finish	<b>7.70</b>
K110-480 630	Front housing 630 finish	<b>7.70</b>
		<b>Order in Multiples of 100</b>
B520-690	Screw, Cam , 5-40 X 1/2" (for modular cylinders length 1 1/8" & 1 1/4")	<b>0.20</b>
B520-691	Screw, Cam , 5-40 X 3/4" (for modular cylinders length 1 3/8" & 1 1/2")	<b>0.40</b>
B520-692	Screw, Cam , 5-40 X 1"(for modular cylinders length 1 5/8" & 1 3/4")	<b>0.50</b>
B520-693	Modular cylinder housings screws, 8-32 X 7/8"	<b>1.50</b>
B590-298	Plug extension 1-3/8", 1-1/2"	<b>2.30</b>
B590-299	Plug extension 1-5/8", 1-3/4"	<b>2.30</b>

**Ordering**  
**Shaded prices are**  
**specified in unit**  
**quantities**  
**(per piece) and must**  
**be ordered in multiples.**

Example:  
 Order 100 B520-690,  
 Receive 1 bag of 100  
 cam screws. Price = \$18.00

# Parts - CYLINDERS

CYLINDERS / KEYS / AUXILIARY

CYL-58

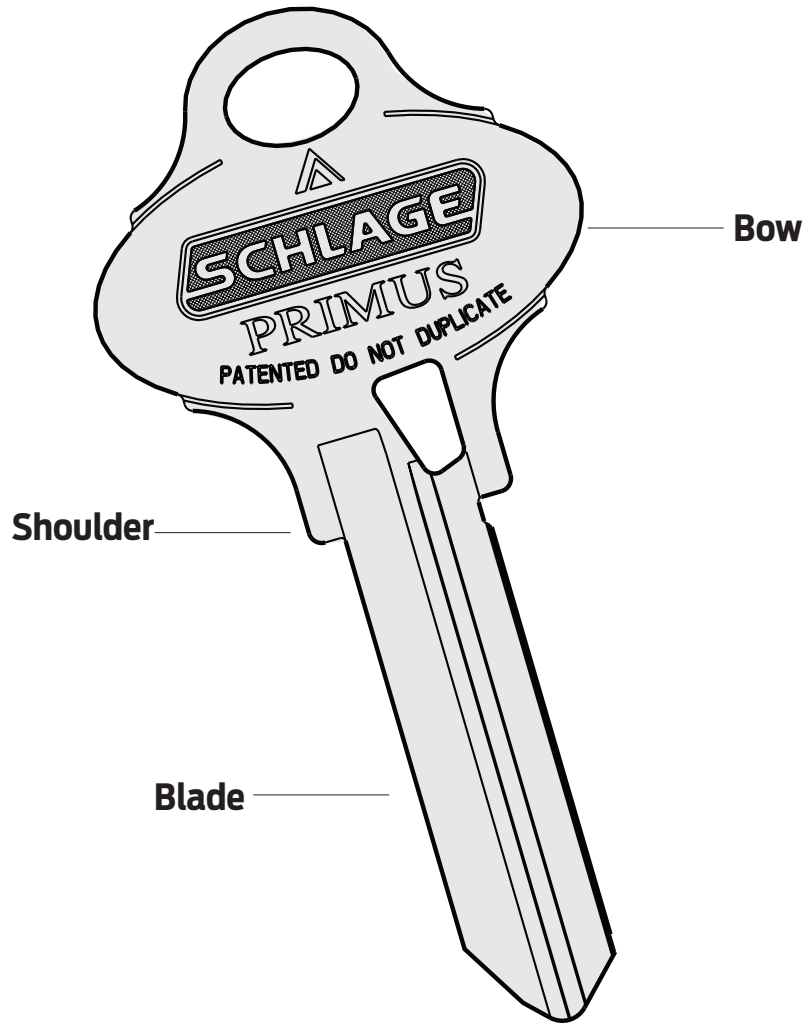
Keys

CL-Series

Shells, Key-in-Knob/Lever, Deadlock and Mail Box		
Part Number	Description	Price Each
A100-049	Sargent 8 Line Everest & Everest 29 Conventional	<b>\$31.80</b>
A100-050	Sargent 6 Line Everest & Everest 29 Conventional	
A100-051	Mail box 20-033, 20-066, 20-067, 20-069 Everest & Everest 29 Conventional	
C203-726	Corbin Russwin CK4200, UT5200 Everest & Everest 29 Conventional	
A508-655	6-Pin, Body & Cover, Primus / Primus XP	<b>56.50</b>
A201-690	Corbin Russwin CK4200, UT5200 Primus / Primus XP	<b>55.30</b>
A201-691	Corbin Russwin CK4200, UT5200 Classic Conventional	<b>27.50</b>
A508-653	6 Pin, Body & Cover, Classic/Classic, Everest, Everest 29	
A201-848	5-Pin Classic (except F-Series Knobs & Levers)	
A100-045	Sargent 8 Line Classic Conventional	
A100-046	Sargent vertical Conventional	<b>56.50</b>
A100-047	Sargent 8 Line Primus® / Primus XP	
A100-048	Sargent vertical Primus / Primus XP	
C203-726	Mail box 20-033, 20-066, 20-067, 20-069 Classic Conventional	<b>31.80</b>

Shells, Interchangeable Core			
Part Number	Specify Finish	Description	Price Each
B220-006	·	Everest & Everest 29 Conventional	<b>\$31.80</b>
B220-117	·	Everest & Everest 29 hotel function, Schlage logo	
B220-280	·	Primus / Primus XP	<b>64.80</b>
B220-282	·	6-Pin Classic Conventional (except hotel function)	<b>30.70</b>
B220-284	·	Classic hotel function, Schlage logo	
Note:		Finishes: 606 and 626 only.	

Modular Cylinders Mortise and Rim Cylinders Components & Service Kits		
Part Number	Description	Price Each
09-992	Service kit- Back Housing for 1 1/8" length Back Housing B520-721 Mortise 1 1/8", 2 Housing screws B520-693, cam screw B520-690 <b>Order front housing and cam separately</b>	<b>\$7.80</b>
09-993	Service kit-Back Housing for 1 1/4" length B520-722 Mortise 1 1/4", 2 Housing screws B520-693, cam screw B520-690 <b>Order front housing and cam separately</b>	<b>9.00</b>
09-994	Service kit -back housing for 1 3/8" length B520-723 Back Housing Mortise 1 3/8", plug extension B590-298, cam screw B520-691, 2 housing screws B520-693. <b>Order front housing and cam separately</b>	<b>14.20</b>
09-995	Service kit- back housing for 1 1/2" length Back Housing, B520-724 Mortise 1 1/2", 2 Housing screws B520-693, plug extension B590-298, cam screw B520-691. <b>Order front housing and cam separately</b>	<b>37.20</b>
09-996	Service kit- back housing for 1 5/8" length Back Housing, B520-725 Mortise 1 5/8", 2 Housing screws B520-693, plug extension B590-299, cam screw B520-692. <b>Order front housing and cam separately</b>	<b>37.20</b>
09-997	Service kit-back housing for 1 3/4" length Back Housing, B520-726 Mortise 1 3/4", 2 Housing screws B520-693, plug extension B590-299, cam screw B520-692. <b>Order front housing and cam separately</b>	<b>37.20</b>
09-998	Service kit-back housing Rim Cyl Back Housing Rim B520-727, housing screws B520-693, Tail piece B502-899, Driver B502-310, back plate & screws B202-328. <b>Order front housing and cam separately</b>	<b>18.60</b>
Note:		Finishes: 605, 606, 609, 612, 613, 625 and 626.



# KEYS

## Ordering Procedures

To order Schlage products, descriptive data should be in the same sequence as shown below.

Line Item	Qty	Product	Outside		Inside		Hand	Latch	Strike	Dr Thk	Ext	DIM	Additional Details
			DES	FIN	DES	FIN							
1	100	35-272 S123											

**Line Item:** Line item number

**Qty:** Quantity

**Product:** Product number + keyway

**Outside Des:** Not Applicable

**Outside Fin:** Not Applicable

**Inside Des:** Not Applicable

**Inside Fin:** Not Applicable

**Hand:** Not Applicable

**Latch:** Not Applicable

**Strike:** Not Applicable

**Dr Thk:** Not Applicable

**Ext:** Not Applicable

**Dim:** Not Applicable

**Additional**

**Details:** Primus XP #, Everest 29 Facility Code, Locksmith ID#, Additional stamping instructions

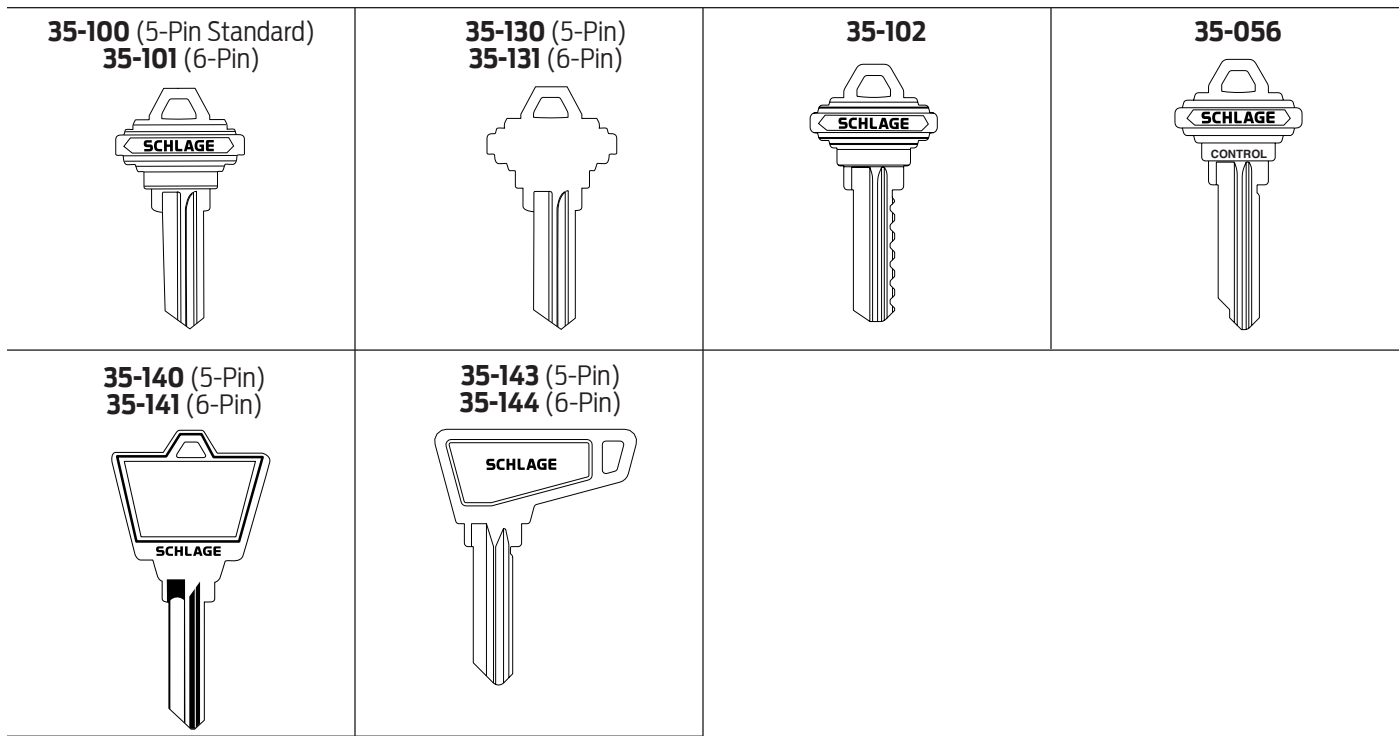
### Common Pricing Information

1. Cut keys ordered with locks are priced according to appropriate extra cut key charge listed on page Keys-26.
2. Grand master sections L, LP (Primus) and Y are supplied in stainless steel only and are recommended to be cut at the factory only.
3. Stamping standards and charges are listed on page Keys-18.
4. Keying services and associated charges are listed on page Keys-22.
5. All primus Level 1+ and 7 key orders must contain the locksmith ID.
6. All restricted key orders are subject to the restricted keyway sales policies are listed in Terms & Conditions.

**Table of Contents**

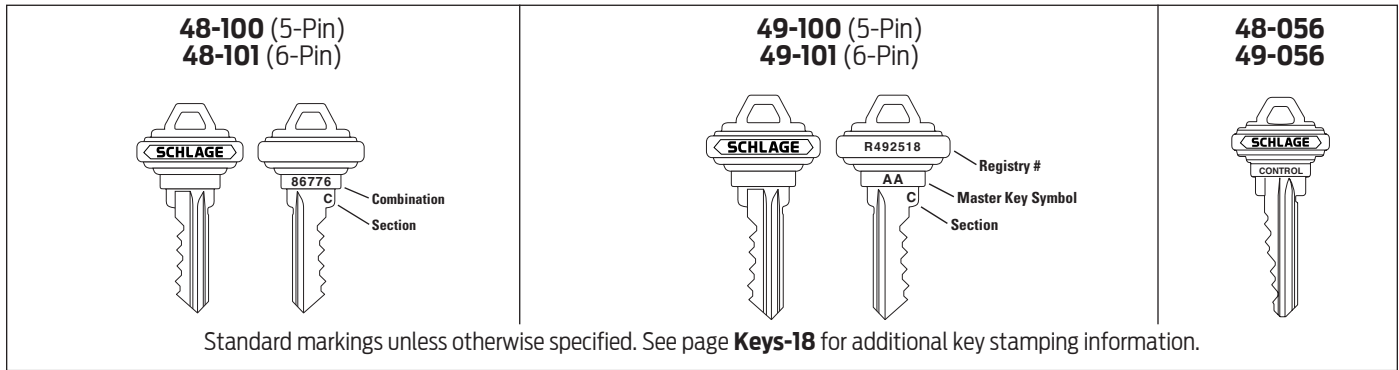
<b>Keys Ordered Separately</b>	<b>Keys-4</b>
Classic Conventional Key Blanks .....	Keys-4
Classic Conventional Cut Keys .....	Keys-5
Everest® Full Size Conventional Key Blanks and Cut Keys .....	Keys-6
Everest® Small Format IC Key Blanks and Cut Keys .....	Keys-7
Key Blanks, Best® Key Sections .....	Keys-7
Everest 29™ Full Size Conventional Key Blanks and Cut Keys .....	Keys-8
Everest 29™ Small Format IC Key Blanks and Cut Keys .....	Keys-9
Classic Primus® Key Blanks, Cut Keys and I.D. Cards .....	Keys-10
Classic Primus® XP Key Blanks, Cut Keys and I.D. Cards .....	Keys-11
Everest® Primus® Key Blanks, Cut Keys and I.D. Cards .....	Keys-12
Everest® Primus® XP Key Blanks, Cut Keys and I.D. Cards .....	Keys-15
Split Key Construction Keys .....	Keys-17
Special Keys .....	Keys-17
Presentation Keys .....	Keys-18
<b>Key Stamping</b>	<b>Keys-19</b>
<b>Cylinder Stamping</b>	<b>Keys-20</b>
<b>Construction Core Program</b>	<b>Keys-21</b>
Full Size Construction Core Program .....	Keys-21
Small Format Construction Core Program .....	Keys-22
<b>Keying Charges</b>	<b>Keys-23</b>
Contract Master Keying .....	Keys-23
Contract Construction Keying (CK)/Split Key Construction Keying .....	Keys-23
Other Keying (Non-Master Keyed) .....	Keys-23
Residential Master Keying (RMK) and/or Residential Construction Keying (RCK) .....	Keys-24
Bitting Lists (Transcripts) .....	Keys-26
KSC Generic Key Charts .....	Keys-26
Keys Ordered with Locks or Cylinders .....	Keys-27
Pack Change Keys Independently (PKI) .....	Keys-27
<b>SITEMASTER 200®</b>	<b>Keys-28</b>
Key System Management Software .....	Keys-28
<b>How To Order</b>	<b>Forms &amp; Examples</b>
Letter of Authorization .....	Keys-29
Primus order check list .....	Keys-30
Master keyed order form and example .....	Keys-31
Master key system system summary .....	Keys-35
Primus face sheet .....	Keys-45
Primus Signature Form .....	Keys-47

**Cylinders: Schlage Cylinder and Keyway Terminology.**



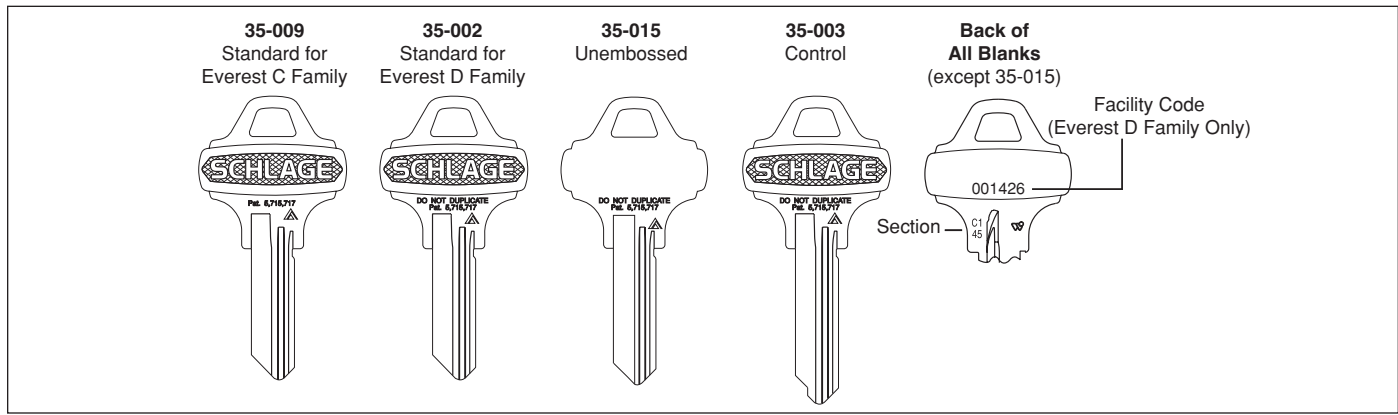
<b>Classic Conventional Key Blanks</b>			
Part Number	Description	Price Each	
		Standard Sections	Restricted Sections
<b>Standard Bow</b>			
35-100	5-Pin	Standard bow, embossed both sides	
35-130		Standard bow, unembossed both sides	
35-101	6-Pin	Standard bow, embossed both sides	
35-131		Standard bow, unembossed both sides	
35-102	Emergency	Standard bow, embossed both sides, notched for all ward positions	
35-056	Control	Standard bow, embossed both sides	
35-076		Standard bow, unembossed both sides	
35-077		Hotel Function, embossed both sides	
35-079		Hotel Function, unembossed both sides	
<b>Large Bow</b>			
35-140	5-Pin	Large bow, embossed both sides	
35-141	6-Pin		
<b>Access Bow</b>			
35-143*	5-Pin	Access bow, embossed both sides	
35-144**	6-Pin		
<b>Note:</b> Large bow custom logo keys are available as key blanks only. Cut keys are not available.			
* Available with C, CE, E, and F key sections only.			
** Available with all sections except L and Y.			

# Keys Ordered Separately - KEYS & KEYING



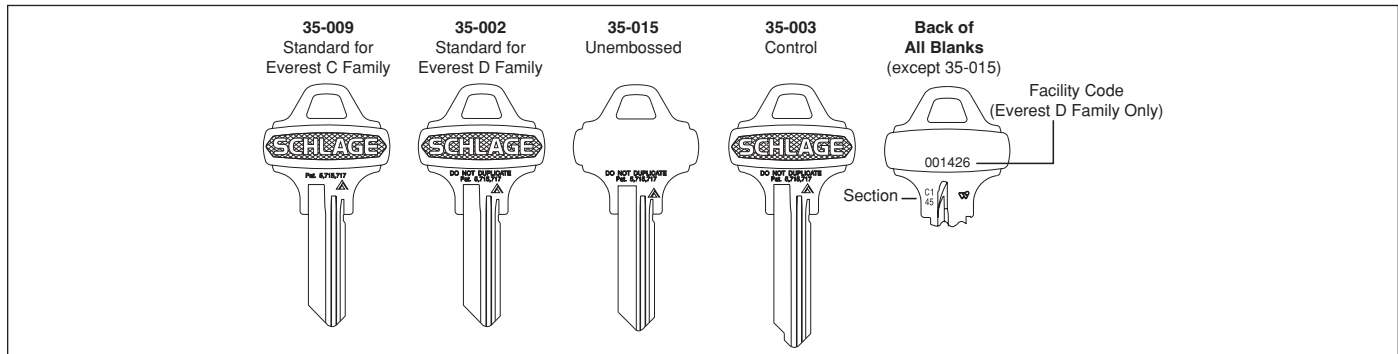
Classic Conventional Cut Keys			Price Each	
Part Number	Description		Standard Sections	Restricted Sections
			<b>Standard Bow</b>	
48-100	5-Pin	Standard bow, embossed both sides	<b>\$5.90</b>	<b>\$14.10</b>
48-101	6-Pin			
48-130	5-Pin	Standard bow, unembossed both sides		-
48-131	6-Pin			
48-102	Emergency	Standard bow, embossed both sides, notched for all ward positions	<b>14.10</b>	<b>14.10</b>
48-056	Control	Standard bow, embossed both sides	<b>14.10</b>	<b>14.10</b>
48-076		Standard bow, unembossed both sides		
48-077		Hotel Function, embossed both sides		
48-079		Hotel Function, unembossed both sides		
<b>Large Bow</b>				
48-140	5-Pin	Large bow, embossed both sides	<b>8.50</b>	-
48-141	6-Pin			
<b>Access Bow</b>				
48-143*	5-Pin	Access bow, embossed both sides	<b>8.50</b>	-
48-144**	6-Pin			
	*	Available with C, CE, E, and F key sections only.		
	**	Available with all sections except L and Y.		

Classic Conventional Master Keys			Price Each	
Part Number	Description		Price Each	
			<b>Standard Bow</b>	
49-100	5-Pin	Standard bow, embossed both sides		<b>10.30</b>
49-101	6-Pin			
49-130	5-Pin	Standard bow, unembossed both sides		
49-131	6-Pin			
49-102	Emergency	Standard bow, embossed both sides, notched for all ward positions		
49-056	Control	Standard bow, embossed both sides	<b>14.10</b>	
49-076		Standard bow, unembossed both sides		
49-077		Hotel Function, embossed both sides		
49-079		Hotel Function, unembossed both sides		
<b>Large Bow</b>				
49-140	5-Pin	Large bow, embossed both sides	<b>13.90</b>	
49-141	6-Pin			
<b>Access Bow</b>				
49-143*	5-Pin	Access bow, embossed both sides	<b>13.90</b>	
49-144**	6-Pin			



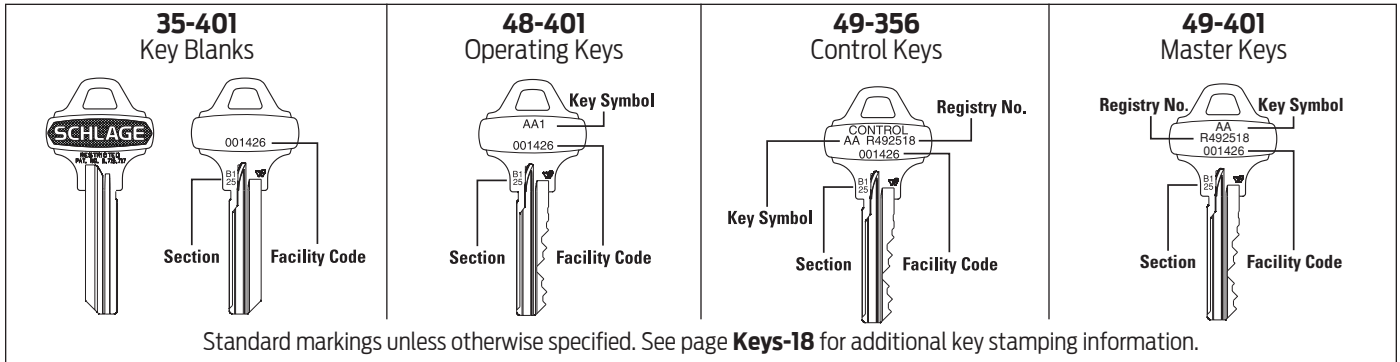
Full Size Everest Conventional Key Blanks			
Description	Part Number	C Family Open Sections	D Family Restricted Sections
Standard embossed key	35-009	Order in multiples of 50	
DO NOT DUPLICATE embossed key	35-002	<b>\$3.00</b>	—
DO NOT DUPLICATE unembossed key	35-015		<b>\$6.30</b>
Control key, DND embossed	35-003	<b>5.00</b>	<b>6.30</b>
Control key, DND, hotel function	35-016		
Emergency key blank, DND	35-007	<b>5.20</b>	<b>6.30</b>

**Note: 1)** See page **Keys-12** for key stamping options.




Full Size Everest Conventional Cut Keys				
Description	Part Number	C Family Open Sections	D Family Restricted Sections	
Standard key	48-009	<b>\$7.90</b>	—	
DO NOT DUPLICATE key	48-002		<b>\$14.10</b>	
DO NOT DUPLICATE key, unembossed	48-015			
Set-up key	48-013	<b>14.10</b>	—	
Master key	49-009		<b>14.10</b>	
Master key, DO NOT DUPLICATE	49-002			<b>14.10</b>
Master key, DO NOT DUPLICATE, unembossed	49-015			
Control key DND std., non-factory system	48-003		<b>14.10</b>	
Control key DND std., factory system	49-003			<b>14.10</b>
Control key DND, hotel function, non-factory	48-016			
Control key DND, hotel function, factory sys.	49-016			
Emergency key DND, non-factory system	48-007		<b>14.10</b>	
Emergency key DND, factory system	49-007			

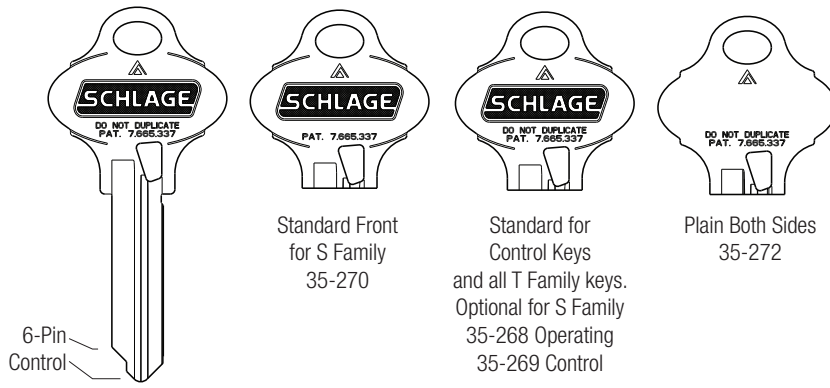




Small Format Interchangeable Core Keys, Everest Restricted Key Sections		
Part Number	Description	Price Each
<b>Key Blanks</b>		
35-401	Embossed key blank (control and operating)	Order in multiples of 50 <b>\$5.90</b>
35-021	Unembossed key blank (control and operating)	
<b>Cut Keys</b>		
48-401	Embossed operating key	<b>11.50</b>
48-021	Unembossed operating key	
49-401	Embossed master key	<b>11.90</b>
49-021	Unembossed master key	
49-356	Embossed control key	
49-022	Unembossed control key	



Key Blanks, Best® Key Sections		
Part Number	Description	Price Each
35-310	Key blank, 6 or 7-pin  Specify keyway using B suffix: AB = A, BB=B, CB=C, DB = D, DDB=DD, EB = E, FB = F, GB = G, HB = H, JB = J, KB = K, LB = L, NB=N, MB = M, RB=R, TBB=TB, TBD=TD, QB=Q.	Order in multiples of 50 <b>\$2.70</b>
Notes:	Key stamping not available on 35-310 key blanks.	



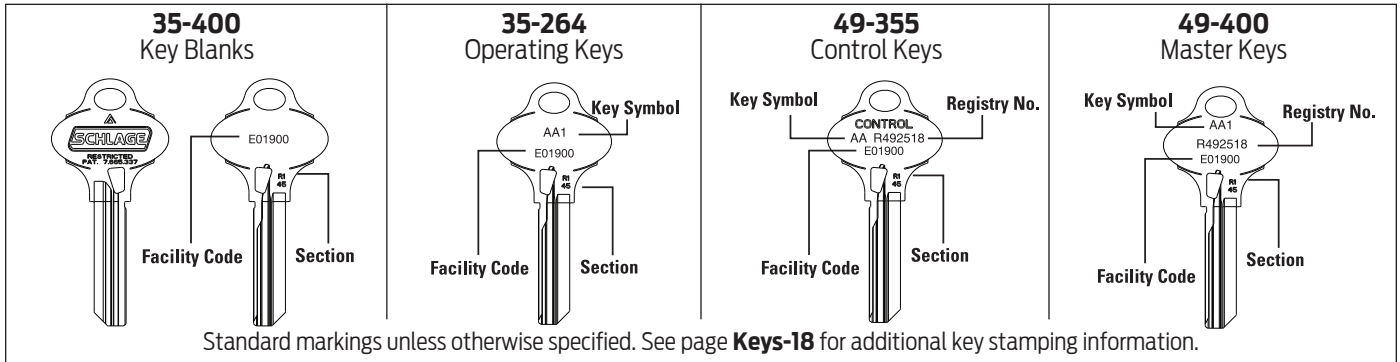
Standard markings unless otherwise specified. See **Keys-18** for additional key stamping information.

### Full Size Everest 29™ Conventional Key Blanks

Description	Part Number	S Family Open Sections	T Family Restricted Sections
Standard embossed key	35-270	Order in multiples of 50	
DO NOT DUPLICATE embossed key	35-268	<b>\$3.00</b>	—
DO NOT DUPLICATE unembossed key	35-272		<b>\$6.30</b>
Control key, DND embossed	35-269	<b>5.00</b>	<b>6.30</b>
Control key, DND, hotel function	35-267		<b>6.30</b>
Emergency key blank, DND	35-271		<b>6.30</b>
Everest 29 Shim, duplicating (Order in packs of 10)	40-225	<b>0.50</b>	

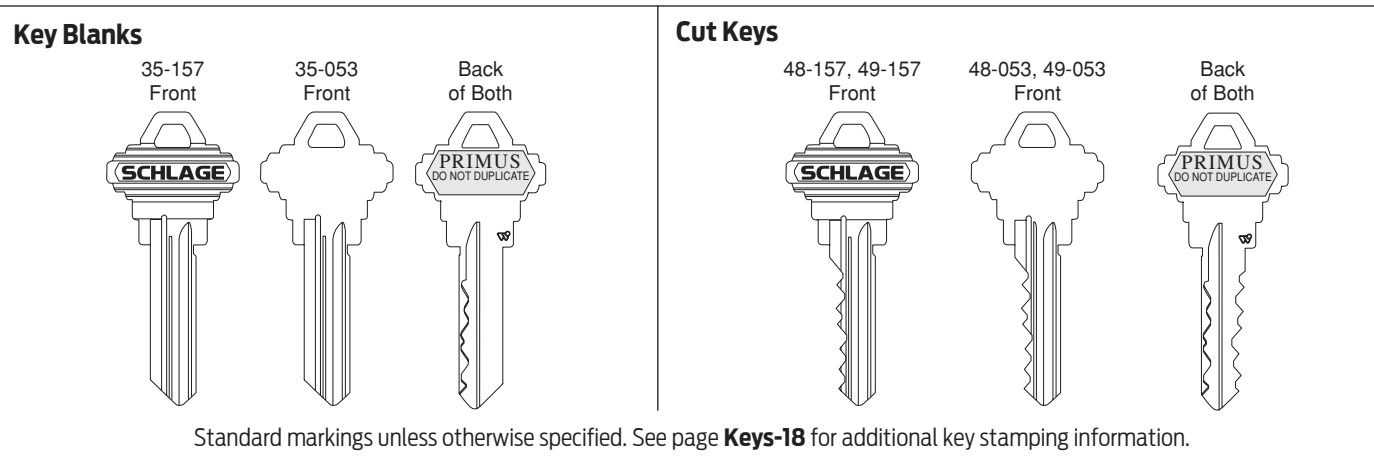
### Full Size Everest 29 Conventional Cut Keys

Description	Part Number	S Family Open Sections	T Family Restricted Sections
Standard key	48-270	<b>\$7.90</b>	—
DO NOT DUPLICATE key	48-268		<b>\$14.60</b>
DO NOT DUPLICATE key, unembossed	48-272		
Set-up key	48-034	<b>14.60</b>	—
Master key	49-270		<b>14.60</b>
Master key, DO NOT DUPLICATE	49-268		
Master key, DO NOT DUPLICATE, unembossed	49-272		
Control key DND std., non-factory system	48-269		
Control key DND std., factory system	49-269		
Control key DND, hotel function, non-factory	48-267		
Control key DND, hotel function, factory system	49-267		
Emergency key DND, non-factory system	48-271		
Emergency key DND, factory system	49-271		



**Small Format Interchangeable Core Keys,  
Everest 29 Restricted Key Sections**

Part Number	Description	Price Each
<b>Key Blanks</b>		
35-400	Embossed key blank (control and operating)	Order in multiples of 50 <b>\$6.30</b>
35-264	Unembossed key blank (control and operating)	
<b>Cut Keys</b>		
48-400	Embossed operating key	<b>13.60</b>
48-264	Unembossed operating key	
49-400	Embossed master key	<b>14.20</b>
49-264	Unembossed master key	
49-355	Embossed control key	
49-000	Unembossed control key	

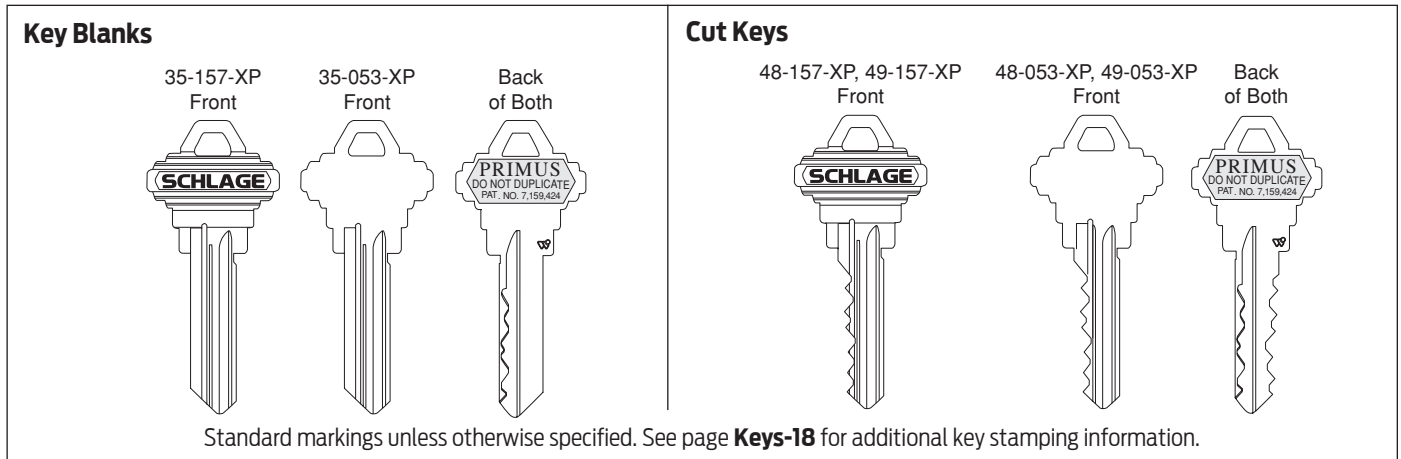


## Classic Primus Key Blanks and Cut Keys

Part Number	Description	Price Each
<b>Key Blanks</b>		
35-157	Standard bow, embossed both sides	Order in multiples of 50 <b>\$7.30</b>
35-053	Standard bow, unembossed one side, "PRIMUS" logo on one side	
35-116	Large bow, embossed both sides	<b>11.90</b>
35-115	Access bow, embossed both sides	<b>11.40</b>
35-158	Control key, standard bow, embossed both sides	
35-052	Control key, standard bow, unembossed one side, "PRIMUS" logo on one side	
35-159	Lockout key, standard bow, embossed both sides	<b>11.40</b>
<b>Cut Keys</b>		
48-157	Standard bow, embossed both sides	<b>17.90</b>
48-053	Standard bow, unembossed one side, "PRIMUS" logo on one side	
48-171	Standard bow, stainless steel LP section key	<b>68.50</b>
48-116	Large bow, embossed both sides	<b>22.80</b>
48-115	Access bow, embossed both sides	
48-158	Control key, standard bow, embossed both sides	<b>17.40</b>
48-052	Control key, standard bow, unembossed one side, "PRIMUS" logo on one side	
48-172	Control key, stainless steel LP section control key	<b>78.80</b>
48-159	Lockout key, standard bow, embossed both sides	<b>17.90</b>
<b>Master Keys</b>		
49-157	Standard bow, embossed both sides	<b>17.90</b>
49-053	Standard bow, unembossed one side, "PRIMUS" logo on one side	
49-171	Standard bow, stainless steel LP section key	<b>68.50</b>
49-116	Large bow, embossed both sides	<b>22.80</b>
49-115	Access bow, embossed both sides	
49-158	Control key, standard bow, embossed both sides	<b>17.90</b>
49-052	Control key, standard bow, unembossed one side, "PRIMUS" logo on one side	
49-172	Control key, stainless steel LP section control key	<b>78.80</b>

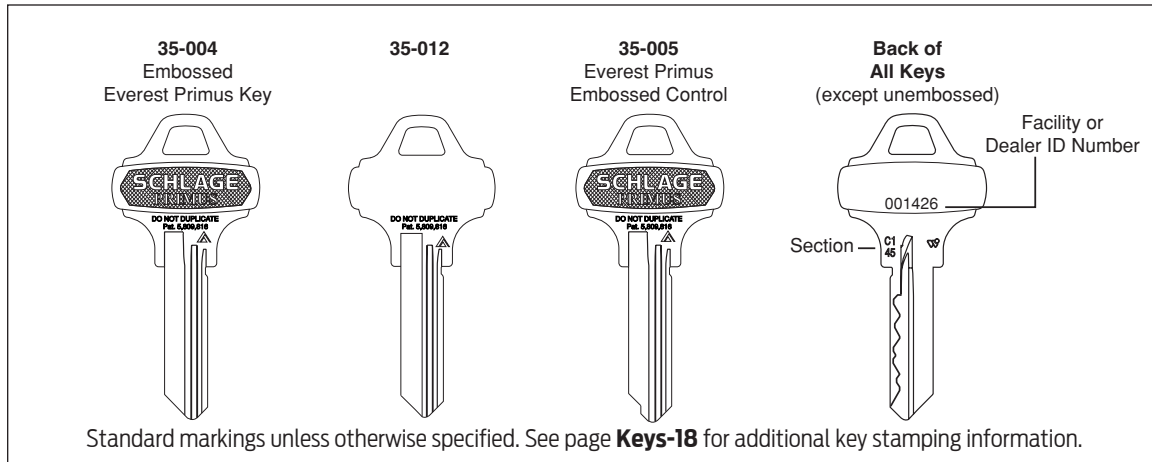
## Classic Primus I.D. Cards

Part Number	Level	Price Each
40-061	1	Order in multiples of 50 <b>\$3.00</b>
40-065	1 Plus	
40-062	2	



Classic Primus Key Blanks and Cut Keys		
Part Number	Description	Price Each
<b>Key Blanks</b>		
35-157-XP	Standard bow, embossed both sides	Order in multiples of 50 <b>\$7.30</b>
35-053-XP	Standard bow, unembossed one side, "PRIMUS" logo on one side	
35-116-XP	Large bow, embossed both sides	<b>11.90</b>
35-115-XP	Access bow, embossed both sides	<b>11.40</b>
35-158-XP	Control key, standard bow, embossed both sides	
35-052-XP	Control key, standard bow, unembossed one side, "PRIMUS" logo on one side	
35-159-XP	Lockout key, standard bow, embossed both sides	<b>11.40</b>
<b>Cut Keys</b>		
48-157-XP	Standard bow, embossed both sides	<b>17.90</b>
48-053-XP	Standard bow, unembossed one side, "PRIMUS" logo on one side	
48-171-XP	Standard bow, stainless steel LP section key	<b>68.50</b>
48-116-XP	Large bow, embossed both sides	<b>22.80</b>
48-115-XP	Access bow, embossed both sides	
48-158-XP	Control key, standard bow, embossed both sides	<b>17.40</b>
48-052-XP	Control key, standard bow, unembossed one side, "PRIMUS" logo on one side	
48-172-XP	Control key, stainless steel LP section control key	<b>78.80</b>
48-159-XP	Lockout key, standard bow, embossed both sides	<b>17.90</b>
<b>Master Keys</b>		
49-157-XP	Standard bow, embossed both sides	<b>17.90</b>
49-053-XP	Standard bow, unembossed one side, "PRIMUS" logo on one side	
49-171-XP	Standard bow, stainless steel LP section key	<b>68.50</b>
49-116-XP	Large bow, embossed both sides	<b>22.80</b>
49-115-XP	Access bow, embossed both sides	
49-158-XP	Control key, standard bow, embossed both sides	<b>17.90</b>
49-052-XP	Control key, standard bow, unembossed one side, "PRIMUS" logo on one side	
49-172-XP	Control key, stainless steel LP section control key	<b>78.80</b>

Classic Primus I.D. Cards		
Part Number	Level	Price Each
40-061-XP	1	Order in multiples of 50 <b>\$3.00</b>
40-065-XP	1 Plus	
40-062-XP	2	

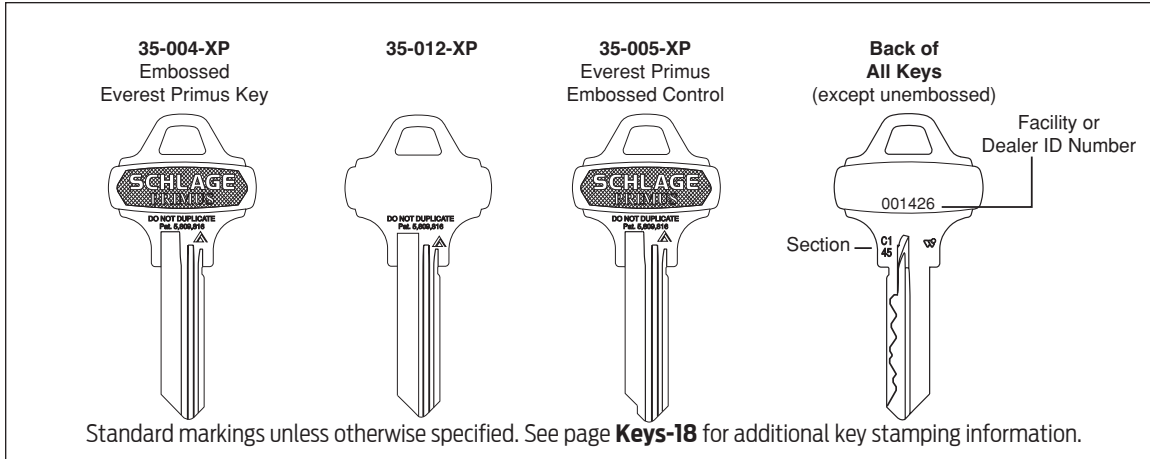


## Everest Primus Key Blanks and Cut Keys

Part Number	Description		Price Each
<b>Key Blanks</b>			
35-004	6-Pin	Standard bow, embossed one side	Order in multiples of 50 <b>\$7.40</b>
35-012		Standard bow, unembossed	
35-005	Control	Control key, standard bow, embossed one side	<b>11.60</b>
35-013		Control key, standard bow, unembossed	
35-006	Lockout	Lockout key, standard bow, embossed one side	
35-019		Lockout key, standard bow, unembossed	
<b>Cut Keys</b>			
48-004	6-Pin	Standard bow, embossed one side	<b>17.90</b>
48-012		Standard bow, unembossed	
48-005	Control	Control key, standard bow, embossed one side	
48-020		Control key, standard bow, unembossed	
48-006	Lockout	Lockout key, standard bow, embossed one side	
48-019		Lockout key, standard bow, unembossed	
<b>Master Keys</b>			
49-004	6-Pin	Standard bow, embossed one side	<b>17.90</b>
49-012		Standard bow, unembossed	
49-005	Control	Control key, standard bow, embossed one side	
49-020		Control key, standard bow, unembossed	

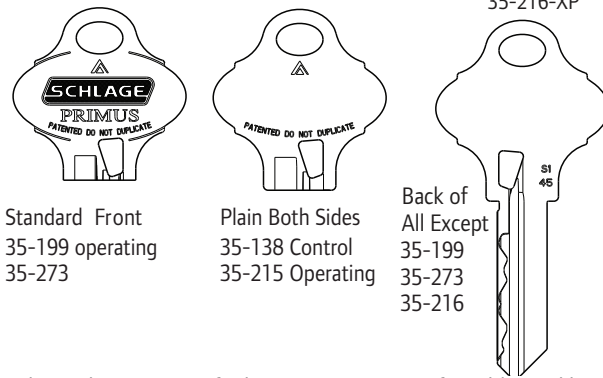
## Everest Primus I.D. Cards

Part Number	Level	Price Each
40-060	1	Order in multiples of 50 <b>\$3.70</b>



Everest Primus XP Key Blanks and Cut Keys			
Part Number	Description		Price Each
<b>Key Blanks</b>			
35-004-XP	6-Pin	Standard bow, embossed one side	Order in multiples of 50 <b>\$7.40</b>
35-012-XP		Standard bow, unembossed	
35-005-XP	Control	Control key, standard bow, embossed one side	<b>11.60</b>
35-013-XP		Control key, standard bow, unembossed	
35-006-XP	Lockout	Lockout key, standard bow, embossed one side	
35-019-XP		Lockout key, standard bow, unembossed	
<b>Cut Keys</b>			
48-004-XP	6-Pin	Standard bow, embossed one side	<b>17.90</b>
48-012-XP		Standard bow, unembossed	
48-005-XP	Control	Control key, standard bow, embossed one side	
48-020-XP		Control key, standard bow, unembossed	
48-006-XP	Lockout	Lockout key, standard bow, embossed one side	
48-019-XP		Lockout key, standard bow, unembossed	
<b>Master Keys</b>			
49-004-XP	6-Pin	Standard bow, embossed one side	<b>17.90</b>
49-012-XP		Standard bow, unembossed	
49-005-XP	Control	Control key, standard bow, embossed one side	
49-020-XP		Control key, standard bow, unembossed	

Everest Primus XP I.D. Cards		
Part Number	Level	Price Each
40-060-XP	7 or 8	Order in multiples of 50 <b>\$3.70</b>



Standard markings unless otherwise specified. See page **Keys-18** for additional key stamping information.

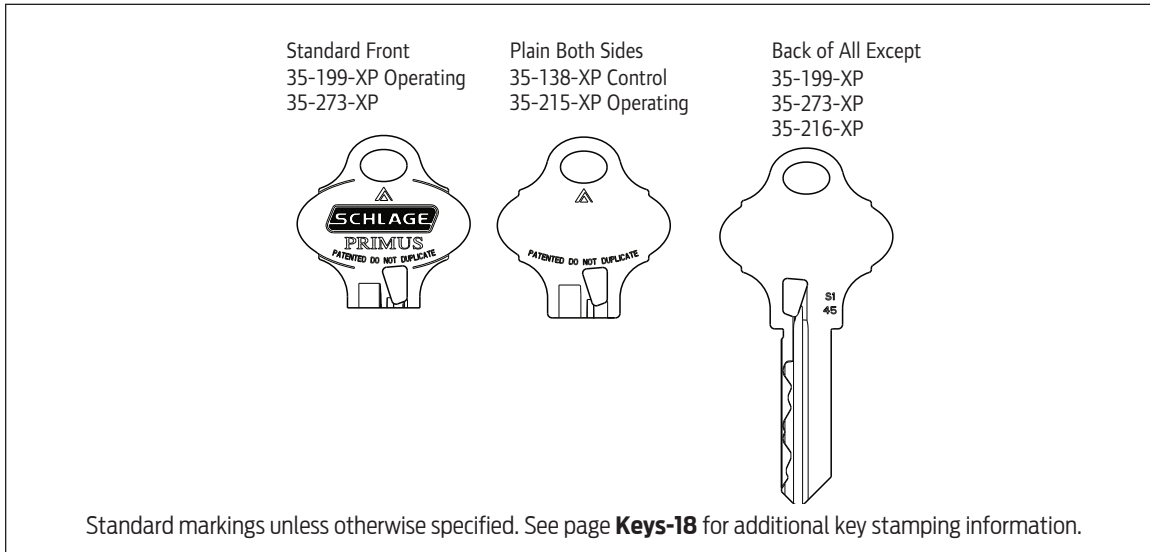
## Everest 29 Primus Key Blanks and Cut Keys

Part Number	Description		Price Each
<b>Key Blanks</b>			
35-199	6-Pin	Standard bow, embossed one side	Order in multiples of 50 <b>\$7.60</b>
35-215		Standard bow, unembossed	
35-273	Control	Control key, standard bow, embossed one side	<b>12.20</b>
35-138		Control key, standard bow, unembossed	
35-216	Lockout	Lockout key, standard bow, embossed one side	
35-218		Lockout key, standard bow, unembossed	
<b>Cut Keys</b>			
48-199	6-Pin	Standard bow, embossed one side	<b>18.80</b>
48-215		Standard bow, unembossed	
48-273	Control	Control key, standard bow, embossed one side	
48-014		Control key, standard bow, unembossed	
48-216	Lockout	Lockout key, standard bow, embossed one side	
48-218		Lockout key, standard bow, unembossed	
<b>Master Keys</b>			
49-199	6-Pin	Standard bow, embossed one side	<b>18.80</b>
49-215		Standard bow, unembossed	
49-273	Control	Control key, standard bow, embossed one side	
49-023		Control key, standard bow, unembossed	

## Everest 29 Primus I.D. Cards

Part Number	Level	Price Each
40-060	7 or 8	Order in multiples of 50 <b>\$3.70</b>





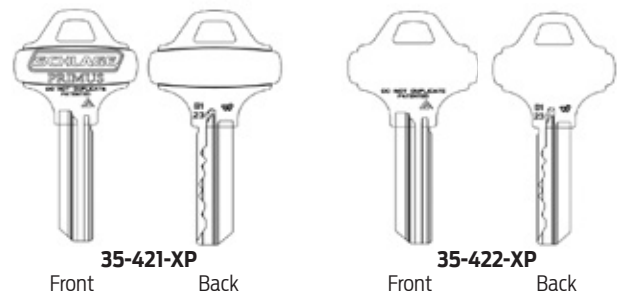
**Everest 29 Primus XP Key Blanks and Cut Keys**

Part Number	Description		Price Each
<b>Key Blanks</b>			
35-199-XP	6-Pin	Standard bow, embossed one side	Order in multiples of 50 <b>\$7.60</b>
35-215-XP		Standard bow, unembossed	
35-273-XP	Control	Control key, standard bow, embossed one side	<b>12.20</b>
35-138-XP		Control key, standard bow, unembossed	
35-216-XP	Lockout	Lockout key, standard bow, embossed one side	
35-218-XP		Lockout key, standard bow, unembossed	
<b>Cut Keys</b>			
48-199-XP	6-Pin	Standard bow, embossed one side	<b>18.80</b>
48-215-XP		Standard bow, unembossed	
48-273-XP	Control	Control key, standard bow, embossed one side	
48-014-XP		Control key, standard bow, unembossed	
48-216-XP	Lockout	Lockout key, standard bow, embossed one side	
48-218-XP		Lockout key, standard bow, unembossed	
<b>Master Keys</b>			
49-199-XP	6-Pin	Standard bow, embossed one side	<b>18.80</b>
49-215-XP		Standard bow, unembossed	
49-273-XP	Control	Control key, standard bow, embossed one side	
49-023-XP		Control key, standard bow, unembossed	

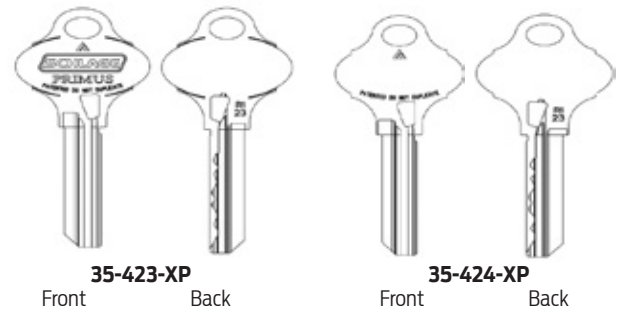
**Everest 29 Primus XP I.D. Cards**

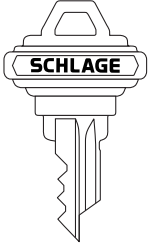

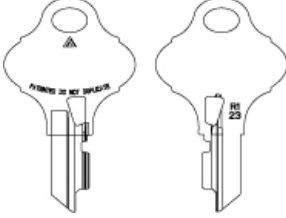

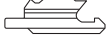

Part Number	Level	Price Each
40-060-XP	7 or 8	Order in multiples of 50 <b>\$3.70</b>

<b>Everest B Keyway Family Primus XP Key Blanks and Cut Keys</b>		
Part Number	Description	Price Each
Key Blanks		
35-421-XP	Standard Bow, Embossed one side	<b>Order in multiples of 50 \$7.60</b>
35-422-XP	Standard Bow, Unembossed	
Cut Keys		
48-421-XP	Standard Bow, Embossed one side	<b>18.80</b>
48-422-XP	Standard Bow, Unembossed	
Master Keys		
49-421-XP	Standard Bow, Embossed one side	<b>18.80</b>
49-422-XP	Standard Bow, Unembossed	

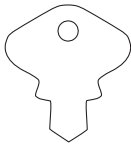
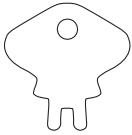
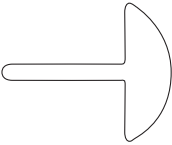
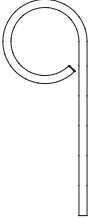


<b>Everest 29 R Keyway Family Primus XP Key Blanks and Cut Keys</b>		
Part Number	Description	Price Each
Key Blanks		
35-423-XP	Standard Bow, Embossed one side	<b>Order in multiples of 50 \$7.60</b>
35-424-XP	Standard Bow, Unembossed	
Cut Keys		
48-423-XP	Standard Bow, Embossed one side	<b>18.80</b>
48-424-XP	Standard Bow, Unembossed	
Master Keys		
49-423-XP	Standard Bow, Embossed one side	<b>18.80</b>
49-424-XP	Standard Bow, Unembossed	



<b>Classic</b> <b>35-104</b> Key Blank <b>48-104</b> Cut Key 	<b>Everest®</b> <b>35-008</b> Key Blank <b>48-008</b> Cut Key 	<b>48-097</b> 	<b>Standard</b> <b>35-110</b> Classic Blank <b>48-113</b> Classic Cut <b>35-289</b> Everest Blank <b>48-289</b> Everest Cut 	<b>Hotel Cylindrical</b> <b>35-111</b> Classic Blank <b>48-114</b> Classic Cut <b>35-039</b> Everest Blank <b>48-039</b> Everest Cut 
<b>35-057</b> 				

Split Key Construction Keys				
Description	Part Number			Price Each
	Classic	Everest	Everest 29	
<b>Key Blanks</b>				
Construction key, standard bow, embossed	35-104	35-008	35-097	<b>\$5.70</b>
Construction insert	35-110	35-289	35-289	<b>8.00</b>
Construction insert, A85, AL85, D85, ND85, or H185 function	35-111	35-039	35-039	
Extractor tool	35-057			<b>19.50</b>
<b>Cut Keys</b>				
Construction key, standard bow, embossed	48-104	48-008	48-097	<b>5.70</b>
Construction insert	48-113	48-289	48-289	<b>8.00</b>
Construction insert, A85, AL85, D85, ND85, or H185 function	48-114	48-039	48-039	
Notes:	Split key construction keys are NOT available for interchangeable core cylinders.			
	Split key construction keys are ONLY available in L, Y, 0000 and ZZZZ Classic sections, C000 and D000 Everest sections and S000 and T000 Everest 29 sections.			

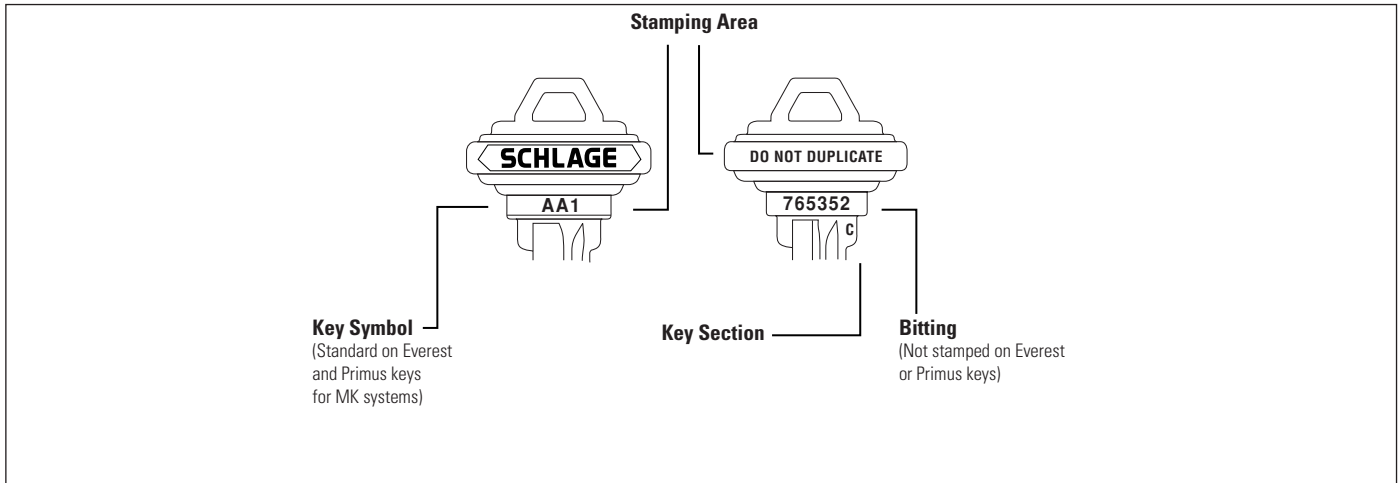
<b>35-250</b> 	<b>35-251</b> 	<b>L583-233-458</b> 	<b>M504-271</b> 
--	--	---	--

Special Keys		
Part Number	Description	Price Each
35-250	Emergency key, A40, AL40, D40, or ND40 function	<b>\$4.60</b>
35-251	Spanner key, A85, AL85, D85, ND85, or H185 function	
L583-233-458	Emergency turn, L9040 function (note: for L9040 with outside indicator, a small flathead screwdriver is used instead of an emergency turn)	<b>16.60</b>
M504-271	Emergency key, F40 or S40 function	<b>1.40</b>
61-509	Emergency release key standard size, for occupancy deadbolts (Includes one key, ring, and instruction tag.)	<b>9.50</b>
61-510	Emergency release key large, for occupancy deadbolts (Includes one key, ring, and instruction tag.)	<b>18.20</b>



**Presentation Keys**

Part Number	Description		Price Each
<b>Key Blanks</b>			
35-223	5-Pin	Velvet case with 2 standard bow Classic gold plated blanks, embossed both sides	<b>\$152.00</b>
35-224	6-Pin		
35-227	5-Pin	Velvet case with 1 large bow Classic gold plated blank, embossed both sides	
35-228	6-Pin		
35-229	6-Pin	Velvet case with 1 Everest gold plated blank	
<b>Cut Keys</b>			
48-223	5-Pin	Velvet case with 2 standard bow Classic gold plated keys, embossed both sides	<b>\$166.00</b>
48-224	6-Pin		
48-227	5-Pin	Velvet case with 1 large bow Classic gold plated key, embossed both sides	
48-228	6-Pin		
48-229	6-Pin	Velvet case with 1 Everest gold plated key	
<b>Master Keys</b>			
49-223	5-Pin	Velvet case with 2 standard bow Classic gold plated keys, embossed both sides	<b>\$180.00</b>
49-224	6-Pin		
49-227	5-Pin	Velvet case with 1 large bow Classic gold plated key, embossed both sides	
49-228	6-Pin		
49-229	6-Pin	Velvet case with 1 Everest gold plated key	
Note:	Customized presentation keys require high-resolution logo file in "tiff" or "eps" format.		



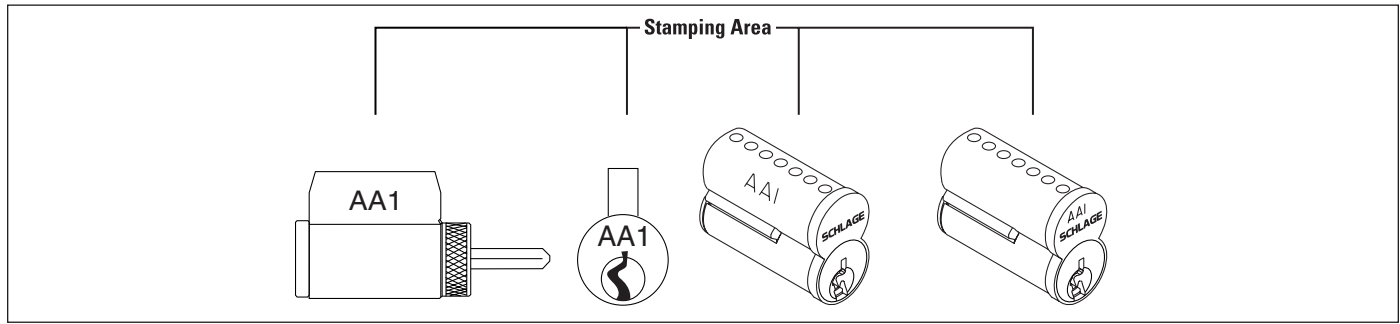
## Key Stamping

Description	Notes	Key Type	Specify	Part Number	Price Each Key
Visual Key Control (VKC) with standard key symbols	1	Classic Conventional	Stamp key symbol on key	50-217	\$2.40
	1, 2	Everest & all Primus	(furnished as standard)	—	N/C
Non-standard code	1, 5, 8	All conventional & all Primus	Non-standard code	50-003	6.50 per side
DO NOT DUPLICATE		Classic Conventional	Stamp key "Do Not Duplicate"	XQ06-878	N/C
		Everest C or Everest 29 S Family Conventional	Use 35-002 blanks (C) or 35-268 (S)	—	
	3	Everest B or Everest 29 R Family Everest D, Everest 29 T Family, all Primus	(furnished as standard)	—	
Custom die stamp	4, 5	All Conventional & all Primus	Die Stamp Information	50-219	4.40 per side
Delete key section from bow		Classic and Everest Conventional, Classic and Everest Primus/Primus XP, Everest Primus	Delete key section	50-220	4.40
Bitting not stamped		Classic Conventional	Delete key combination	50-221	4.40
		Everest & all Primus	(furnished as standard)	—	N/C
Stamp bitting		Classic Conventional	(furnished as standard)	—	N/C
		6	Everest C or Everest 29 S Family Conventional	Stamp key bitting	50-233
Stamp with Serial Number	1, 7	All Conventional & all Primus	Stamp Key with Serial Number	50-229	2.50

- Notes:
- 1.) Maximum of 6 characters for VKC, Non Standard Code or Serial number stamping.
  - 2.) Specify "delete key symbol on key" if VKC is not required. Available at no charge.
  - 3.) Everest B and Everest 29 R Family keys are stamped "RESTRICTED".
  - 4.) Contact product support, new dies are subject to a one time charge that is quoted through RFQ process; all new dies remain the property of Schlage Lock Company.
  - 5.) Only available on unembossed keys.
  - 6.) Not available on Primus or Everest B and D or Everest 29 R and T Family keys or on keys with key symbols stamped (VKC).
  - 7.) Serial Number is a Straight Numerical Sequence.
  - 8.) Sequential stamping will be charged as non-standard code (example: AA1-1, AA1-2, etc.).

When ordered with a lock or cylinder, 50-XXX charges will be added as an option to the product when applicable. Stand alone 50-XXX Charges will be separate lines and priced separately.

# Cylinder Stamping · KEYS & KEYING



## Cylinder Stamping

Description	Notes	Key Type	Specify	Part Number	Price Each
Visual Key Control (VKC) with standard key symbols or non standard codes	1	Classic Conventional, Everest C & D, Everest 29 S & T Conventional (Not available for Primus or Primus XP)	Stamp key symbol or non-conventional code on face (VKC) or Cylinder or core.	50-002	\$5.90
		Everest B Family and Everest 29 R (SFIC)		—	N/C
Concealed Key Control (CKC) with standard key symbols or Non-standard codes	1	Classic Conventional, Everest C & D, Everest 29 S & T Conventional, Primus and Primus XP cylinders	Stamp key symbol or non-conventional code on side (CKC) of core	50-216	\$5.90
		Everest B Family and Everest 29 R (SFIC)		—	N/C
Note:		Maximum of 6 characters for VKC, Non Standard Code or Serial number stamping.			

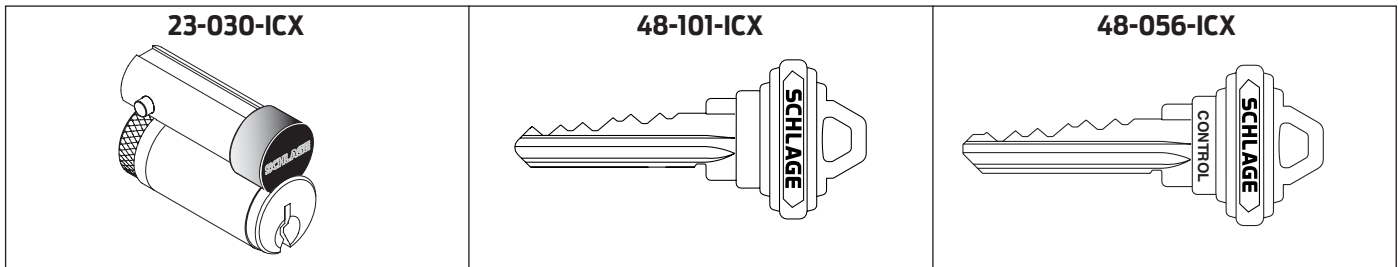
When ordered with a lock or cylinder, 50-XXX charges will be added as an option to the product when applicable. Stand alone 50-XXX Charges will be separate lines and priced separately.

**Full Size Construction Core Program**

Temporary construction cores may be ordered with full size interchangeable core locks, mortise cylinders and rim cylinders. These cores may also be ordered separately. All construction cores are assessed a non-refundable handling charge (50-231). See **Terms & Conditions** for more information.

Features:

- 6-Pin C keyway.
- Construction cores have a two-tone face: the faceplate is a flat black finish (622) and the plug is unfinished brass.
- Back of each core is marked with the letter that identifies the keyed alike group: A, B or C.
- Construction cores are furnished with no keys (NCK). **Cut keys must be ordered separately.**
- A control key is required to install and remove construction cores. **Control keys must be ordered separately.** If a control key is not ordered, one will be supplied at a charge of \$14.10.
- Construction cores may be returned for credit. Contact your Schlage representative for return authorization. Credit is issued upon receipt of cores at our factory.



**Full Size Construction Core Program**

Part Number	Description	Specify	Price Each
23-030-ICX	Construction core	New jobs: Specify "ICX" Existing jobs: Specify "ICA", "ICB" or "ICC".	<b>\$64.00</b>
48-101-ICX	Cut key for construction phase (order separately)		<b>7.10</b>
48-056-ICX	Cut control key (order separately)		<b>14.10</b>
50-231	Non-refundable handling charge (per core)		<b>9.00</b>
Notes:	To order mortise and rim cylinders with full size construction cores for a new job, suffix <b>ICX</b> to non-Primus cylinder number. Example: 30-008 ICX. For existing construction core combinations, specify <b>ICA, ICB, or ICC</b> . Construction cores for a given project are keyed alike to one of a limited number of combinations nationwide. Other Schlage projects in the same area using the same or different contractors may use the same key. Where a higher degree of security is desired, order a set of conventional or Primus® cores in 606 or 626 finish keyed alike to a random combination. Specify "KA Group 1". Such cores would not be assessed the handling fee and are not returnable to Schlage.		

**Example:**

Example for construction core charges and credits. distributor XYZ ordered 150 construction cores with 20 keys and one control key. The following charges apply to this order:

1. 23-030-ICX construction cores (150 units).
2. 48-101-ICX cut keys (20 units).
3. 48-056-ICX cut control key (1 unit).
4. 50-231 Non-refundable handling charge (150 units-one per core ordered).

Upon return of the cores to the factory the distributor will be credited for the following:

1. 23-030-ICX construction cores (150 units).

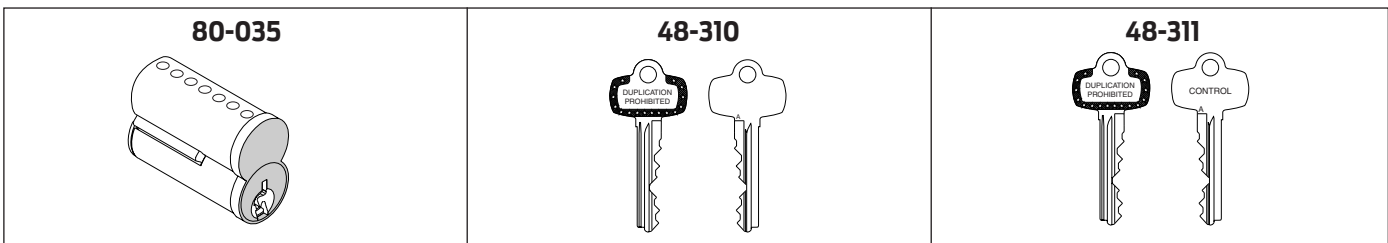
There is no credit for the keys or handling fee.

## Small Format Construction Core Program

Temporary construction cores may be ordered with small format interchangeable core locks, mortise cylinders and rim cylinders. These cores may also be ordered separately. All construction cores are assessed a non-refundable handling charge (50-231). See **Terms & Conditions** for more information.

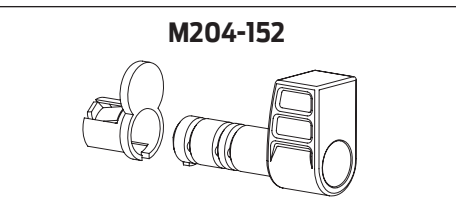
Features:

- Best® A keyway
- Construction cores have a green or brown face. Each color is keyed alike to its own operating and control key.
- Construction cores are furnished with no keys (NCK). **Cut keys must be ordered separately. If construction operating keys are not ordered, one 48-310 cut key will be provided per order at a charge of \$7.50 unless specifically stated to not include.**
- A control key is required to install and remove construction cores. **Control keys must be ordered separately. If a control key is not ordered, one will be supplied at a charge of \$14.10.**
- Construction cores may be returned for credit. Contact your Schlage representative for return authorization. Credit is issued upon receipt of cores at our factory.
- Small format disposable cores may not be returned for credit.



## Small Format Construction Cores

Part Number	Description	Specify	Price Each
48-310	Cut key for construction phase (order separately)	Schlage assigns the color for each order at random. If a specific color is required, specify "GRN" for green and "BRN" for brown cores.	<b>\$7.50</b>
48-311	Cut control key (order separately)		<b>14.10</b>
80-035	Construction core		<b>38.00</b>
50-231	Non-refundable handling charge (per core)		<b>9.00</b>



## Small Format Disposable Cores

Part Number	Description	Price Each
M204-152	Disposable plastic construction core	<b>\$5.20</b>

## Example:

Example for construction core charges and credits. distributor XYZ ordered 150 construction cores with 20 keys and one control key. The following charges apply to this order:

1. 80-035 construction cores (150 units).
2. 48-310 cut keys (20 units).
3. 48-311 cut control key (1 unit).
4. 50-231 Non-refundable handling charge (150 units-one per core ordered).

Upon return of the cores to the factory the distributor will be credited for the following:

1. 80-035 construction cores (150 units).

There is no credit for the keys or handling fee.



Contract Master Keying		
Part Number	Description	Price Each
50-210	Cylinder Master keyed (MK), grand master keyed (GMK), Emergency Master keyed (EMK), and Single keyed (SKD) groups (charge does not apply to interchangeable core)	\$17.40
—	Interchangeable core Master keyed (MK), grand master keyed (GMK), and Single keyed (SKD) groups	N/C
Note:	The Schlage Master Key Department determines and makes the final decision in the selection and use of key sections. 100% Expansion is allowed for new master key systems unless.	

Contract Construction Keying (CK)/Split Key Construction Keying		
Part Number	Description	Price Each
50-211	Cylinder Construction keyed (CK)	\$10.30
Notes:	<p>Construction keyed cylinder charges are in addition to master keying charges.</p> <p>Pack Keys Individual (PKI) 60-600 packing is included at no extra charge.</p> <p>Construction keying not available with Primus cylinders or interchangeable cores. Construction cores may be ordered for Interchangeable core locks, mortise cylinders or rim cylinders for use during construction. See Construction Core Program).</p> <p>Split Key construction keying requires 6 pin cylinders.</p> <p>Construction master keys must be ordered separately</p> <p>Extractor tool (35-057) will be added to all split key construction key orders unless specifically notes to exclude. Charge for 35-057 is \$18.70.</p>	

Other Keying (Non-Master Keyed)		
Part Number	Description	Price Each
—	Cylinder keyed different (KD) or keyed alike to a Schlage selected combination (KA) in sets of 2 or more, include FSIC.	N/C
—	Cylinder 0-bitted or 1-bitted, as applicable*	N/C
50-001	Conventional and Primus Conventional cylinder keyed to a specified combination	\$8.70
*	<p>Conventional non-IC cylinders: Available 0-Bitted. 1-Bitted is not available and if specified, 0-bitted will be furnished. Conventional IC cylinders: Furnished 1-bitted. 0-Bitted is not available and if specified, 1-bitted will be furnished.</p> <p>Primus cylinders: All Furnished 0-bitted. 1 bitted is not available and if specified, 0-bitted is furnished.</p>	

When ordered with a lock or cylinder, 50-XXX charges will be added as an option to the product when applicable. Stand alone 50-XXX Charges will be separate lines and priced separately.

### Residential Master Keying (RMK) and/or Residential Construction Keying (RCK)

Qualifications:

- Residential projects.
- RMK and/or RCK must be specified on the order.
- Systems are available in 5-Pin C keyway only.
- Systems cannot be combined with Contract Master Key systems.
- Two levels of keying maximum (Change Key and Master Key levels only).
- Maison keying allowed.
- Door detailing and labeling allowable as listed below.

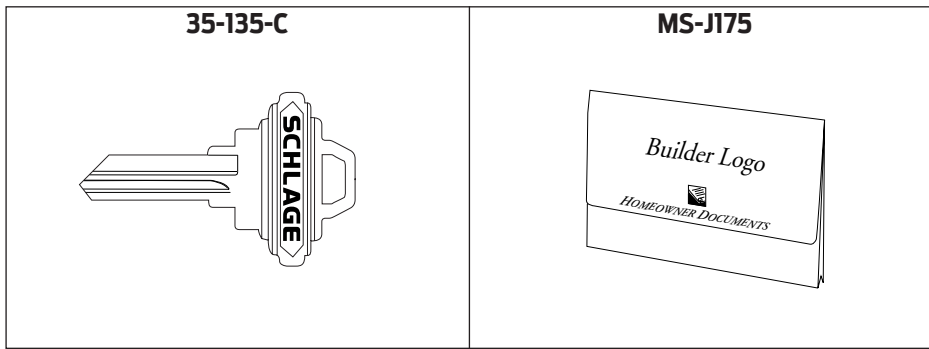
### Residential Master Keying (RMK)

Part Number	Description	Price Each
50-223*	Cylinder Residential Master keyed (RMK)	\$2.50
50-009	Cylinder Residential Master keyed with Door ID Labeling (RMKID)	15.60
49-100	Residential Master Key - Not offered for commercial products	12.00

### Residential Construction Keying (RCK)/Lost Ball Construction Keying

Part Number	Description	Price Each
50-224*	Cylinder Residential Construction keyed (RCK)	\$2.50
50-010	Cylinder Residential Construction keyed with Door ID Labeling (RMKID)	15.60
48-100	Residential Construction Master Key	5.90
*	<i>If Door Labeling is required, the 50-009 RMK with labeling and/or 50-010 RCK with labeling charges will apply.</i>	
Notes:	Lost ball construction device is triggered by the highest level permanent key unless otherwise specified.	
	Change keys packed in envelopes and packed in lock box. PKI packing available at no additional charge.	
	Residential Construction keying charges are in addition to Residential Master keying charges.	

When ordered with a lock or cylinder, 50-XXX charges will be added as an option to the product when applicable. Stand alone 50-XXX Charges will be separate lines and priced separately.



**Custom Presentation Keys**

Part Number	Description	Price Each
35-135-C*	Large bow custom logo key (minimum order quantity: 400 keys)	<b>\$2.70</b>
50-230	Die charge for key customization (one time charge on initial order)	<b>226.00 net</b>
*	<i>Send Building Partnerships orders to address given at bottom of page.</i>	
Notes:	Large bow custom logo keys are available as key blanks only. Cut keys are not available.	
	Customized presentation keys require high-resolution logo file in "tiff" or "eps" format.	

**Homeowners Document Folders**

Part Number	Description	Price Each
MS-J175*	Document folder, plain	<b>\$6.00</b>
MS-J175*	Document folder, customized (minimum customized order quantity: 100 folders)	<b>10.00</b>
*	<i>Send Building Partnerships orders to address given at bottom of page.</i>	
	Customized presentation keys require high-resolution logo file in "tiff" or "eps" format.	

**Send Building Partnerships orders to:**

Trade Marketing  
Schlage Lock Company  
Residential Customer Service  
2119 E. Kansas City Rd.  
Olathe, KS 66061  
FAX: (800) 366-5625  
email: res\_contact\_center@allegion.com

Bitting Lists (Transcripts)		
Part Number	Description	Price Each
50-123	Bitting list for factory master keyed products (requires written authorization from end-user).	<b>\$202.00*</b>
50-120	Establish new master key system for field master keying (one-time charge). Each bitting is assessed a 50-121 or 50-122 charge below.	<b>30.20</b>
50-121	New master key bitting for cylinders keyed in the field. 50-120 charge assessed if this bitting establishes a new system.	<b>3.90</b>
50-122	New change key bitting for cylinders keyed in the field.	<b>3.00</b>
*	<i>Can be used for SiteMaster download (keying and bitting details) if ordered as such. Please specify SiteMaster download file if applicable in the details column. Information reequired: is Structure or original order number, end user name, city and state (used to verify the structure number). Also required is an email address for the end user, include their full name to address the email and a "Letter Of Authorization".</i>	

KSC Generic Key Charts		
Part Number	Description	Price Each
50-600	6-Pin system with 4,096 change combinations furnished	<b>\$1,121.00</b>
50-700	7-Pin system with 16,384 change combinations furnished	<b>\$1,453.00</b>
Notes:	KSC systems are for dealer or end-user maintained master key systems. KSC systems cannot be converted or tied to factory established or factory maintained systems.	
	KSC systems are furnished with instruction manual and binder.	
	Number of valid/ usable change combinations provided in 50-600 is not guaranteed due to system constraints. 4,096 is the theoretical number possible, actual number of valid/ usable changes will vary.	

When ordered with a lock or cylinder, 50-XXX charges will be added as an option to the product when applicable. Stand alone 50-XXX Charges will be separate lines and priced separately.

<b>Keys Ordered with Locks or Cylinders (2 std bow keys provided with keyed locks or cylinders)</b>		
<b>Part Number</b>	<b>Description</b>	<b>Price Each</b>
50-214	Extra cut Primus keys ordered with lock or cylinder.	<b>\$9.70</b>
50-215	Extra cut standard bow Classic or Everest C or Everest 29 S Family keys ordered with lock or cylinder	<b>3.70</b>
50-227	Extra cut large bow or access bow keys ordered with lock or cylinder	<b>6.00</b>
50-228	Cut large bow or access bow keys substituted for standard bow Classic keys	<b>2.80</b>
50-232	Extra cut Classic restricted families, Everest B Family, Everest D, Everest 29 R and Everest 29 T family keys ordered with lock or cylinder.	<b>7.10</b>

<b>Pack Change Keys Independently (PKI)</b>		
<b>Part Number</b>	<b>Description</b>	<b>Price Each</b>
60-000	Pack change keys independently (PKI) for split key construction keying	<b>N/C</b>
60-001	Pack change keys independently (PKI)	<b>\$0.50</b>

When ordered with a lock or cylinder, 50-XXX charges will be added as an option to the product when applicable. Stand alone 50-XXX Charges will be separate lines and priced separately.



## SITEMASTER 200®

### Key System Management Software

Description	Part Number	Price Each
Windows Full Version on CD	SM01-391	<b>\$2,255.00</b>
Windows Full Version with Lockshop Enhancement	SM01-392	<b>2,494.00</b>
Notes:	SiteMaster manuals have been replaced by an extensive help menu on the CD	
	SiteMaster comes without any information loaded. The download file needs to be ordered (see Part Number 50-123 Page 347 ordering instructions) and Schlage is not responsible to load personnel information, etc.	

### Forms

Description	Part Number	Price Each
Key Record Form (order in multiples of 50)	SM01-210	<b>\$0.42</b>

**Download Free Demonstration Software  
at [allegion.com/us](http://allegion.com/us)**



**DISTRICT 10**

**End User  
Letterhead - REQUIRED**

District 10 Schools  
555 Main Street  
End User City, State 55555  
(555) 555-5555

May 1, 2003

**Date - REQUIRED**

**To:** Schlage Dealer  
100 East Avenue  
Dealer City, State 11111

**Dealer Name -  
RECOMMENDED**

**Include Registry  
Number & Facility  
Code (stamped on  
keys) for existing  
key systems**

**RE: District 10, Jones Elementary School**

**Facility Name - REQUIRED**

Please consider this authorization to ship product for the above-referenced project.

Jones Elementary School is to be keyed using a new Everest D Restricted Key System. For security reasons, we would like to have all keys for this facility shipped to a location other than the job site. Master keyed products, however, can be shipped directly to the site. This letter authorizes Schlage to ship our restricted products to the following addresses:

Master Keyed Products, Construction Keys, Locks Less  
Cylinders, and Locks with Construction Cores

Attn: Building Project Manager  
District 10 Schools  
555 Main Street  
End User City, State 55555

Master Keys, Change Keys, Control Keys, and Key Blanks

Attn: Locksmith  
District 10 Lockshop  
1201 Fifth Avenue  
End User City, State 55555

**Authorized Ship-  
To Addresses -  
REQUIRED**

These two addresses above serve as our only authorized shipment addresses for all orders placed for our facility. We understand that this letter will be kept on file and referenced for our future orders and that a new letter is only required to add, remove, or change authorized shipping locations.

Sincerely,

End User Representative  
Facilities Manager

**End User  
Representative  
Signature -  
REQUIRED**

**Letter may be mailed or faxed to Schlage  
Schlage Restricted Order Processing  
3899 Hancock Expressway  
Colorado Springs, CO 80911**

**PRIMUS AND EVEREST PRIMUS ORDERING CHECKLIST**

TO FACILITATE ORDER ENTRY FOR KEYS, CYLINDERS, AND CARDS

**IMPORTANT NOTES**

**To expedite processing of all Primus orders, it is highly recommended that Primus products be ordered separately**

For Level One Plus and 7, All Cylinder Orders Will Be Supplied LESS KEYBLANKS Unless Otherwise Specified

For All Other Levels, All Cylinder Orders Will Be Supplied WITH KEYBLANKS Unless Otherwise Specified

PRIMUS	EVEREST PRIMUS
<p><b><u>FOR LEVEL ONE</u></b></p> <ul style="list-style-type: none"> <li>✓ The Distributor's Primus number <b><u>MUST</u></b> be provided</li> <li>✓ The Sequence number <b><u>MUST</u></b> be provided</li> </ul> <p><b><u>FOR LEVEL ONE PLUS</u></b></p> <ul style="list-style-type: none"> <li>✓ The Distributor's Primus number <b><u>MUST</u></b> be provided</li> <li>✓ The Sequence number <b><u>MUST</u></b> be provided</li> <li>✓ The Locksmith number <b><u>MUST</u></b> be provided</li> </ul> <p><b><u>FOR LEVEL TWO</u></b></p> <ul style="list-style-type: none"> <li>✓ The Dealer's Primus number <b><u>MUST</u></b> be provided</li> <li>✓ The Sequence number and/or Section <b><u>MUST</u></b> be Provided</li> </ul> <p><b><u>FOR LEVELS THREE &amp; FOUR</u></b></p> <ul style="list-style-type: none"> <li>✓ Orders Originating a System <b><u>MUST</u></b> include both an Original Facesheet and a Signature Card</li> <li>✓ An Original Facesheet <b><u>MUST</u></b> accompany all succeeding orders</li> <li>✓ The Primus number <b><u>MUST</u></b> be indicated on the Facesheet</li> <li>✓ ALL fields on the Facesheet <b><u>MUST</u></b> be completed where applicable</li> </ul>	<p><b><u>FOR LEVEL SEVEN</u></b></p> <ul style="list-style-type: none"> <li>✓ The Distributor's Primus number <b><u>MUST</u></b> be provided</li> <li>✓ The Locksmith's Facility code <b><u>MUST</u></b> be provided</li> <li>✓ The Keyway <b><u>MUST</u></b> be provided</li> </ul> <p><b><u>FOR LEVEL EIGHT</u></b></p> <ul style="list-style-type: none"> <li>✓ The Distributor's Primus number <b><u>MUST</u></b> be provided</li> <li>✓ The Keyway <b><u>MUST</u></b> be provided</li> </ul> <p><b><u>FOR LEVEL NINE</u></b></p> <ul style="list-style-type: none"> <li>✓ Orders Originating a System <b><u>MUST</u></b> include both an Original Facesheet and a Signature Card</li> <li>✓ An Original Primus Facesheet <b><u>MUST</u></b> accompany all succeeding orders</li> <li>✓ The Primus number <b><u>MUST</u></b> be indicated on the Facesheet</li> <li>✓ ALL fields on the Facesheet <b><u>MUST</u></b> be completed where applicable</li> </ul>

**All Primus Orders & Supporting Documentation Should be Sent To:**

Schlage  
 Attn: Primus Order Processing  
 3899 Hancock Expressway  
 Colorado Springs, CO 80911

Cylinders

KEYS-30

CL-Series













# MASTER KEY SYSTEM SUMMARY

This form must be attached to the **Master Key Order form and P.O.**  
Please provide as complete and accurate as possible so we can provide what you need for your Key System.

Job Name  
Address  
City / State  
Country

Account No.  
P.O.#

For detailed instructions on how to complete this form please refer to pages 4 & 5

## System Overview

- New  Existing (provide info below)
- Attached Dealer Specified Combinations Registry # \_\_\_\_\_
- Structure or  
Factory Order # \_\_\_\_\_

## 1. Select System

### Schlage

- Classic
- Classic Primus \*

### Everest®

- B (Small Format IC, Restricted \*)
- C (Open)
- Primus\*\*
- D (Restricted \*)
- Primus\*\*

### Everest 29™

- R (Small Format IC, Restricted \*)
- S (Open)
- Primus\*\*
- T (Restricted \*)
- Primus\*\*

### Falcon

- Standard
- Schlage C
- Restricted \*
- Interchangeable Core A2
- Interchangeable Core A4

Everest 29 key sections are backwards compatible to Everest keyways and have the following relationships:

R family sections > B family keyways  
S family sections > C family keyways  
T family sections > D family keyways

### Type

- 5-pin  6-pin  7-pin
- See compatibility chart on page 5*

**Keyway** \_\_\_\_\_

**Specified \*\*:\_\_\_\_\_**

\*\* = The Commercial Master Key Department makes the final decision in the selection of key sections

Construction Keyed  Yes  No

Full Size Construction Cores  ICA  ICB  ICC  
(Schlage Only)

Small Format Construction Cores  Brown  Green

### Construction Keyed Type

- Falcon  CK (BOK)  Lost Ball
- Schlage  CK (Split)  RCK ( 5-Pin C only )



## 2. Select Keys & Key Stamping

### Change Keys

No. Of Keys per Symbol \_\_\_\_\_

No. Of Keys per Cylinder \_\_\_\_\_

### Type

Standard Bow

Standard Bow  
(Unembossed)

Access Bow  
(Schlage Only)

Large Bow

### Key Stamp Details

Keyset Symbol

Do Not Duplicate  
(DND)

With Custom Die  
(Specify) \_\_\_\_\_  
\_\_\_\_\_  
\_\_\_\_\_

Non-standard Code (Specify) \_\_\_\_\_

### Change Key Packaging and Shipping Instructions

Pack Keys Independently (PKI) of Lock or Cylinder \*\*\*

\*\*\* = *Furnished standard at no charge with  
Split-Key construction keying*

Yes    No

If PKI, ship change keys to:

Dealer

Other \_\_\_\_\_  
\_\_\_\_\_

See Primus Facesheet

## 3. Select Cylinder Stamping

### Cylinder Stamp Details

With Industry Standard Key Symbol

Non-Standard Code (Specify)

### Cylinder Stamping Location

Plug Face (N/A in Primus) - VKC

Concealed (N/A in Falcon STD) - CKC





#### 4. Select Key Quantities

Level	Qty. Per	Master Key Symbol (s)	Total Quantity
GGM _____	_____	_____	_____
GM _____	_____	_____	_____
MK or RMK _____	_____	_____	_____
Control _____	_____	_____	_____
Emergency _____	_____	_____	_____
Others _____	_____	_____	_____

#### Ship Master Keys To:

Dealer   
  See Primus Facesheet   
  Other \_\_\_\_\_  
 \_\_\_\_\_  
 \_\_\_\_\_

Special Function	Qty. Per		Qty. Per
RCK (Lost Ball) ****	_____	Full Size Construction Core Keys (Schlage Only)	_____
CK (Split Key) ****	_____	Full Size Construction Core Control Keys (Schlage Only)	_____
Extractor Tools ****	_____	Small Format Construction Core Keys	_____
		Small Format Construction Core Control Keys	_____

\*\*\*\* = Use with Construction Keying

#### 5. Master Key Future Expansion

List Future MK Symbols	Approx. # of Change Key Symbols Under Each Future MK
------------------------	--

Example:  
 MK.....                       BJ, BK \_\_\_\_\_                      40 each \_\_\_\_\_

GGM_ <input type="checkbox"/>	_____	_____
GM_ <input type="checkbox"/>	_____	_____
MK_ <input type="checkbox"/>	_____	_____
MK_ <input type="checkbox"/>	_____	_____
MK_ <input type="checkbox"/>	_____	_____
MK_ <input type="checkbox"/>	_____	_____
Others_ <input type="checkbox"/>	_____	_____

#### 6. Operating Instructions

(Unless otherwise specified, all hierarchical master keys will operate cross-keyed cylinders)

Cross Keyed Cylinder	is operated by these change keys	Cross Keyed Cylinder	is operated by these change keys
X _____	_____	X _____	_____
X _____	_____	X _____	_____
X _____	_____	X _____	_____
X _____	_____	X _____	_____



## 7. Instructions and Compatibility

### **General Information**

If you do not know the registry number (R#), structure number or the original factory order number for an existing system, contact Customer Service prior to placing the order:

**Tel. 1-877-671-7011**  
**Fax 1-800-452-0663**

- Only one structure may be ordered on the same purchase order
- Classic refers to Obverse, Numbered (Paracentric), Quad, and Reverse key section families
- Classic Primus refers to Primus Obverse and Primus Quad key section families

### **Section 1: Select System**

Full Size Construction Cores

- Schlage only

Small Format Construction Cores

- 7-pin only for Schlage
- 6- and 7-pin for Falcon

CK (Split)

- 6-pin for Schlage and Falcon
- Split key construction keying is not available for Classic Primus or Everest 29 Primus

RCK (Lost Ball)

- 5-pin (C keyway) only for Schlage
- 5-, 6-, and 7-pin for Falcon

System Selection

- Refer to the compatibility chart

### **Section 2: Select Keys and Key Stamping**

Stamp Details

- Unless otherwise specified, industry standard key symbols are stamped on Everest 29™ and Primus® keys
- For custom die, attach RFQ approval for Schlage

### **Section 3: Select Cylinder Stamping**

Type

- For cylinder type refer to the compatibility chart

Keyway (specify)

- Schlage Commercial's default key section for new Master Key Systems is Everest™ S145



**Section 4: Key Quantities**

Level

- Unless otherwise specified, the control key has the same cut as the highest-level key in the system (Except SFIC systems)

Special Function

- Construction keys are not furnished unless specified

Change Keys

- Unless otherwise specified 2 change keys are furnished per lock or cylinder

**Section 5: Master Key Future Expansion**

- Do not use the letters “I”, “O”, “CK”, “KA, or “KD” for any master key symbols

**Section 6: Operating Instructions**

- Cross keying reduces the security and expansion of key systems
- Unless otherwise specified, all hierarchical master keys will operate cross-keyed cylinders

Compatibility Chart

	5 Pin	6 Pin	7 Pin	Split Key	Block O-Key	Lost Ball	Tempe Core	A2	A4	0.025	0.018
<b>Schlage</b>											
Classic	X	X		X		X	X				
Everest 29 S		X		X			X				
Everest 29 T		X		X			X				
Everest 29 R			X				X	X			
Classic Primus (XP)		X					X				
Everest 29 Primus (XP)		X					X				
<b>Falcon</b>											
Open	X	X	X		X	X					X
Restricted		X	X		X	X				X	
Schlage C		X		X							
SFIC Open		X	X				X	X	X		
SFIC Restricted		X	X				X	X	X		



# Primus Face Sheet

## Level 3, 4, and 9 Order Authorization

**THIS ORIGINAL FORM MUST BE MAILED TO SCHLAGE COMMERCIAL DIVISION WITH YOUR ORDER  
- FAXED COPIES NOT ACCEPTABLE -**

**DISTRIBUTOR INFORMATION ONLY:**

DISTRIBUTOR NAME \_\_\_\_\_ DATE \_\_\_\_\_

ACCOUNT # \_\_\_\_\_ DISTRIBUTOR PO# \_\_\_\_\_

IF SOLD TO ANY ENTITY/INDIVIDUAL OTHER THAN END-USER SPECIFY NAME: \_\_\_\_\_

**PRIMUS SECURITYLEVEL:**

<input type="checkbox"/> 3U (no exclusivity)	<input type="checkbox"/> 4Z (time zone exclusivity)	<input type="checkbox"/> 9U (no exclusivity)	<input type="checkbox"/> 9Z (time zone exclusivity)
<input type="checkbox"/> 3G (2-digit zip exclusivity)	<input type="checkbox"/> 4N (nationwide exclusivity)	<input type="checkbox"/> 9G (2-digit zip exclusivity)	<input type="checkbox"/> 9N (nationwide exclusivity)
Classic Keyways		Everest 29 Keyways	

**NEW** If new, complete project information and attach Primus' Signature Card (Schlage form MS-E130).

Project Name (please print or type) \_\_\_\_\_

Street (no P.O. Box) \_\_\_\_\_ City \_\_\_\_\_ State \_\_\_\_\_ Zip \_\_\_\_\_

**EXISTING** If existing please indicate Primus # \_\_\_\_\_ (From Primus I.D. Card)

Name and phone # of individual who is knowledgeable about this project, should any clarification be necessary:  
( )  
Name \_\_\_\_\_ Phone \_\_\_\_\_

**SHIPPING INSTRUCTIONS:**

It is the policy of Schlage Commercial to ship Level 3, 4, and 9 products directly to the end user / owner to maximize control and security of your Primus cylinders and keys. Be sure that the shipping address provided below includes the name of the specific individual in your organization to whom Primus cylinders and keys should be shipped. Schlage will ship to alternate locations, if so instructed, with the understanding that the undersigned assumes full responsibility for the security and care of the material to be so shipped. **Unless otherwise specified below, Level 3, 4, and 9 products will be shipped to the original end user / owner address on file.**

Masterkeys may be shipped to a separate location if desired, at no extra charge. If all keys are to be packed and shipped separately, there is an additional charge in accordance with Schlage PKI (Pack Keys Independently) pricing as listed in Schlage's current price book.

**ORDER SHIPPING ADDRESS:**

Location Name \_\_\_\_\_

Attention \_\_\_\_\_

Street (no P.O. Box) \_\_\_\_\_

City \_\_\_\_\_ State \_\_\_\_\_ Zip \_\_\_\_\_

**CHANGE KEY ONLY SHIPPING ADDRESS:**

Location Name \_\_\_\_\_

Attention \_\_\_\_\_

Street (no P.O. Box) \_\_\_\_\_

City \_\_\_\_\_ State \_\_\_\_\_ Zip \_\_\_\_\_

**MASTER KEY ONLY SHIPPING ADDRESS:**

Location Name \_\_\_\_\_

Attention \_\_\_\_\_

Street (no P.O. Box) \_\_\_\_\_

City \_\_\_\_\_ State \_\_\_\_\_ Zip \_\_\_\_\_

**ALL KEYS SHIPPING ADDRESS:**

Location Name \_\_\_\_\_

Attention \_\_\_\_\_

Street (no P.O. Box) \_\_\_\_\_

City \_\_\_\_\_ State \_\_\_\_\_ Zip \_\_\_\_\_

**SIGNATURE BLOCK:**

I hereby authorize the above Schlage distributor to order material for the Primus system specified above and I certify that I am the owner, or authorized agent of the owner of the Primus High Security Cylinder System specified above and I am authorized to place this order.

\_\_\_\_\_  
**AUTHORIZED SIGNATURE**

\_\_\_\_\_  
**DATE**

Allegion

Schlage

Attn.: Primus Order Processing

3899 Hancock Expressway

Security, CO. 80911

THE PRIMUS FACESHEET MUST BE COMPLETED AND ATTACHED TO YOUR ORDER FORM.  
AN INCOMPLETE PRIMUS FACESHEET WILL CAUSE UNNECESSARY DELAYS IN ORDER PROCESSING.

**- FAXED COPIES NOT ACCEPTABLE -**



**Signature Card**

For Internal Use Only

Primus# \_\_\_\_\_ Order# \_\_\_\_\_

G/Z/E  S/M

**Level 3, 4, and 9 Order Authorization**

THIS SIGNATURE CARD ESTABLISHES AUTHORIZATION TO PURCHASE ADDITIONAL  
PRIMUS HIGH SECURITY PRODUCT FOR THE SECURITY SYSTEM INSTALLED AT THE ADDRESS BELOW.

**THIS ORIGINAL FORM MUST BE MAILED TO SCHLAGE COMMERCIAL DIVISION WITH YOUR ORDER  
– FAXED COPIES NOT ACCEPTABLE –**

**PRIMUS SECURITY LEVEL:**

<p>3U (no exclusivity)                      4Z (time exclusivity)</p> <p>3G (2-digit zip exclusivity)            4N (nationwide exclusivity)</p> <p style="text-align: center;">C l a s s i c   K e y w a y s</p>	<p>9U (no exclusivity)                      9Z (time exclusivity)</p> <p>9G (2-digit zip exclusivity)            9N (nationwide exclusivity)</p> <p style="text-align: center;">E v e r e s t   2 9   K e y w a y s</p>
---	---

**PROJECT INFORMATION**

Project Name (please print or type) \_\_\_\_\_

Street Address (no P.O. Box) \_\_\_\_\_

City \_\_\_\_\_ State \_\_\_\_\_ Zip Code \_\_\_\_\_

**AUTHORIZED OWNER SIGNATURE(S):**

If restrictions are not indicated and in multiple signature cases, the first signature will be regarded as the primary authority able to control other signers on this form.

**1.**

Name (please print or type)	Street (no P.O. Box)
Title or Position	City _____ State _____ Zip Code _____
Signature _____ Date _____	Phone Number _____

**2.**

Name (please print or type)	Street (no P.O. Box)
Title or Position	City _____ State _____ Zip Code _____
Signature _____ Date _____	Phone Number _____

**3.**

Name (please print or type)	Street (no P.O. Box)
Title or Position	City _____ State _____ Zip Code _____
Signature _____ Date _____	Phone Number _____

**4.**

Name (please print or type)	Street (no P.O. Box)
Title or Position	City _____ State _____ Zip Code _____
Signature _____ Date _____	Phone Number _____

**5.**

Name (please print or type)	Street (no P.O. Box)
Title or Position	City _____ State _____ Zip Code _____
Signature _____ Date _____	Phone Number _____

**DEALER OR LOCKSMITH AUTHORIZATION (OPTIONAL WITH OWNER AUTHORIZATION/SIGNATURE)**

_____ Dealer or Locksmith Account #		_____ Primus #	_____ Address (no P.O. Box)		
_____ Dealer or Locksmith Company Name		_____ City		_____ State	_____ Zip Code
_____ Phone Number		_____ Fax Number		_____ Contact 2 (Please print or type)	
_____ Contact 1 (Please print or type)			_____ Contact 2 Signature		
_____ Contact 1 Signature					
Effective From: _____ to _____ Date Date					
_____ Owners Authorization By (Please print or type)					
_____ Owners Authorization Signature			_____ Date		

**SPECIAL NOTE:** In the case where the end user / owner has assigned the Dealer or Primus Locksmith Signature authorization (as noted above), the Dealer or Primus Locksmith agrees to take full responsibility for validating the owner's signature as identified on the Primus Signature Card before ordering the material.

**SPECIAL INSTRUCTIONS:** Please indicate any restrictions to authorized individuals listed on this form when purchasing additional Primus product or duplicating keys.

---

---

---

---

---

---

---

---

---

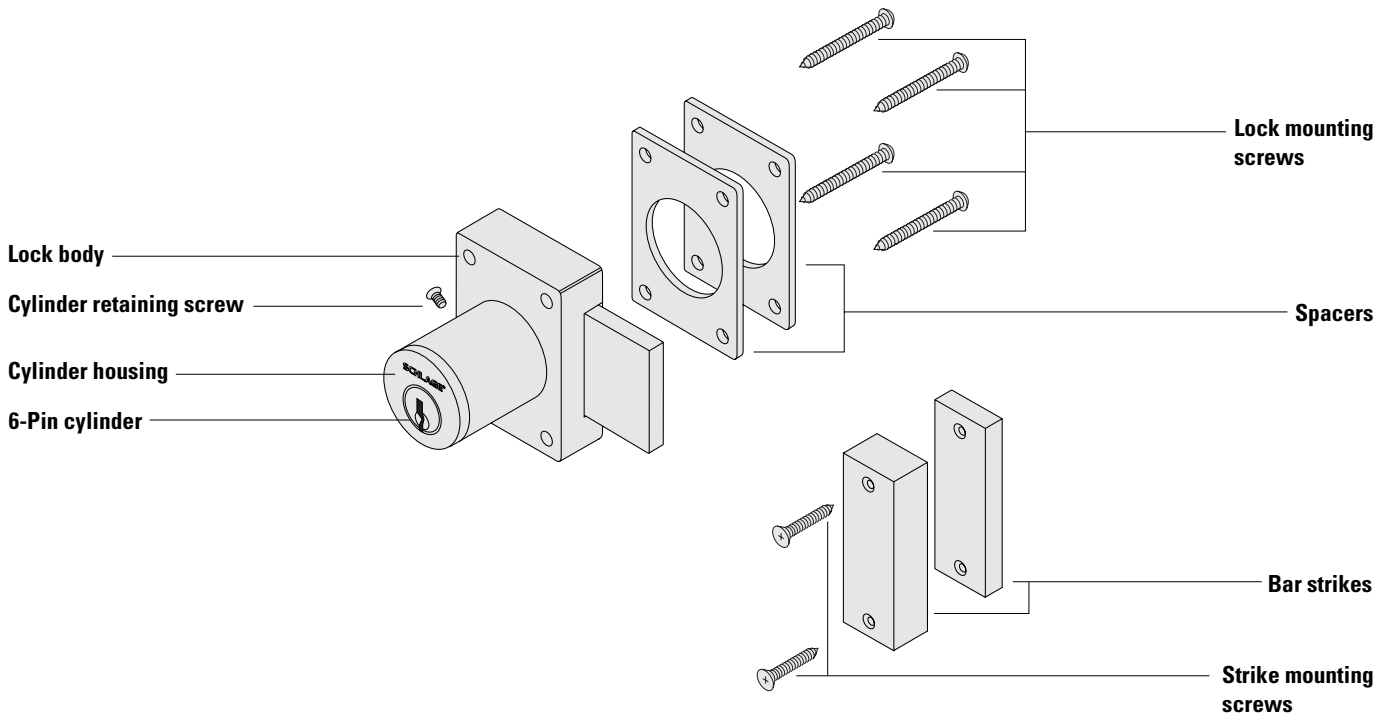
---

Please fill out a new Primus Signature Card in the event of changes, additions or deletions in authorized signatures and send with letter requesting changes to Schlage at the address below . Primus Signature Cards are available from authorized Schlage Primus distributors and Schlage Commercial upon request. We suggest that you make a copy of this completed form for your records. A photo copy or fax of this card will not be accepted.

Please mail the original copy to:

Schlage  
Attn: Key Control Department  
3899 Hancock Expressway  
Colorado Springs, CO 80911







Cylinders

Keys

CL-1

Common Pricing Information	
1.	Locks are furnished with standard features unless otherwise specified.
2.	Door thickness is 1-3/4" unless otherwise specified.
3.	Split finishes and designs will be priced at the highest list price of the design and/or finish.
4.	Engineering specials are denoted by a part number beginning with "X" and are not subject to standard discounting.
5.	 denotes a lock or part that requires an extended lead time.
6.	 denotes a handed product and requires handing to be specified.
7.	For all restricted keyways (Everest D, Everest 29 T, Quad, Numbered, Reversed) add \$15.00. This does not apply to Primus cylinders. See Terms and Conditions for ordering information and requirements.
8.	Locks, keys and cylinders containing restricted keyways require additional documentation to order. Please see Terms and Conditions for the specific requirements.
9.	Keyway must be specified for keyed functions and cylinders. If not specified, default keyway will be S123 for KA, KD and 0-bitted product and S145 for Factory managed masterkey systems.
10.	Multiple keying options are available. Locks and cylinders are furnished KD unless otherwise specified or excepted by notation.
11.	Control Keys for permanent and construction cores are not included with the lock or cylinder and must be ordered separately.
12.	Locks specified with "C" keyway and KD or 0-bitted will receive 6 pin cylinders (keyed 5).
13.	Full Size Interchangeable Cores (FSIC) are furnished 1-bitted unless otherwise specified. If 0-bitted is selected, the order will be entered as 1-bitted. This does not apply to FSIC Primus® cores.
14.	Conventional cylinders, Primus cylinders (conventional and FSIC) can be supplied 0-bitted. If 1-bitted is selected, the order will be entered as 0-bitted.
15.	Available plug face finishes are 606 and 626. For brass or bronze finish colors, the plug face finish is 606. For chrome, nickel or stainless steel finish colors, the plug face finish is 626.
16.	Locks and cylinders will be furnished with 2 keys each as standard. Additional keys will be charge at the additional cut keys charge appropriate for the cylinder/key type

**Table of Contents**

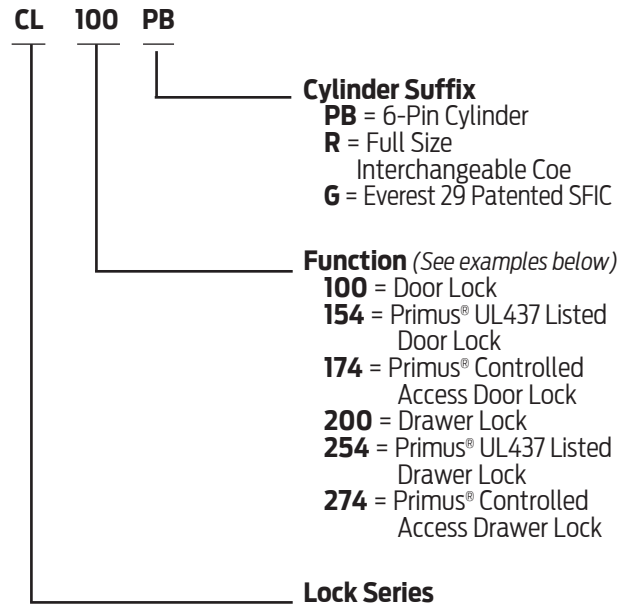
**Complete Locks** **CL-4**  
 CL-Series: Conventional Offering ..... CL-4  
 CL-Series: Full Size Interchangeable Core Offering ..... CL-5  
 CL-Series: Small Format Interchangeable Core Offering ..... CL-6

**Options** ..... **CL-7**  
 Strikes ..... CL-7  
 Non-Standard Door Thickness ..... CL-7  
 Special Locks ..... CL-7

**Parts** ..... **CL-8**  
 Trim Collars ..... CL-8  
 Strikes ..... CL-8  
 Adapters ..... CL-8  
 Screws ..... CL-8  
 Drivers and Accessories ..... CL-8  
 Cam Options ..... CL-8  
 Ratchet Lock Accessories ..... CL-8  
 Trim Collar Options ..... CL-8

**Complete Cylinders** **See Cylinders Section**  
**How To Order** **Forms & Examples**

**Product Identification**

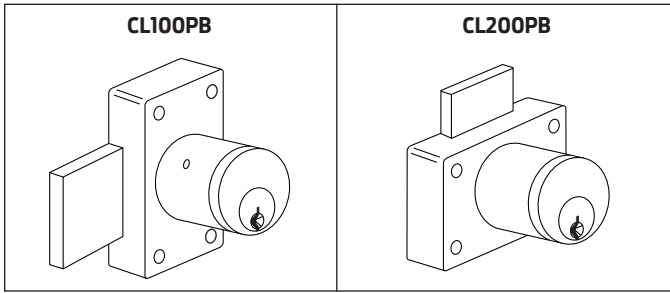


**Finish Codes and Descriptions**

Code		Description
605	(US 3)	Bright Brass
626	(US 26D)	Satin Chromium Plated

**Standard Features**


Certification	ANSI A156.11, 1996, Series 4000, Grade 2
Bar	CL100-Series 1" throw; CL200-Series 3/4" throw
Strike	1/2" Bar strike and 1/4" bar strike
Cylinder	6-Pin solid brass, keyed 6-pin, S123 keyway, keyed different (KD)
Door Range	Spacers and strikes will accommodate doors 7/8", 1", and 1 1/8" thick
Keys	Two nickel silver cut keys per lock, 6-pin, S123 section**



CL-Series			
Function	Description	Finishes	
		605	626
<b>Keyed</b>			
		Open	Restricted
CL100PB	Door cabinet lock, 6-pin cylinder, 1" bolt throw	<b>\$129.00</b>	<b>\$144.00</b>
CL200PB	Drawer cabinet lock, 6-pin cylinder, 3/4" bolt throw		

CL-Series: Primus XP/ Primus Controlled Access			
Primus cylinders are offered for sale through specific channels of distribution based on security levels See <b>Terms &amp; Conditions</b> for more information			
Function	Description	Finishes	
		605	626
<b>Keyed</b>			
		<b>\$151.00</b>	
CL174PB	Door cabinet lock, 6-pin cylinder, 1" bolt throw		
CL174PB-XP	Door cabinet lock, 6-pin cylinder, 1" bolt throw		
CL274PB	Drawer cabinet lock, 6-pin cylinder, 3/4" bolt throw		
CL274PB-XP	Drawer cabinet lock, 6-pin cylinder, 3/4" bolt throw		

CL-Series: Primus XP/ Primus High Security UL 437			
Primus cylinders are offered for sale through specific channels of distribution based on security levels. See <b>Terms &amp; Conditions</b> for more information.			
Function	Description	Finishes	
		605	626
<b>Keyed</b>			
		<b>\$174.00</b>	
CL154PB	Door cabinet lock, 6-pin cylinder, 1" bolt throw		
CL154PB-XP	Door cabinet lock, 6-pin cylinder, 1" bolt throw		
CL254PB	Drawer cabinet lock, 6-pin cylinder, 3/4" bolt throw		
CL254PB-XP	Drawer cabinet lock, 6-pin cylinder, 3/4" bolt throw		
Notes:	Keying options: see <b>Keys &amp; Keying</b> . For all restricted keyways (Everest D, Everest 29 T, Quad, Numbered, Reversed) add <b>\$15.00</b> . This does not apply to Primus families. See <b>Terms &amp; Conditions</b> for more information. Primus locks are furnished 0-bitted, with two 6-pin keys entered as a separate line item, unless otherwise specified. Specify LKB if 0-bitted Primus cylinders are required "Less Key Blanks." Deduct <b>\$14.60</b> per cylinder.		

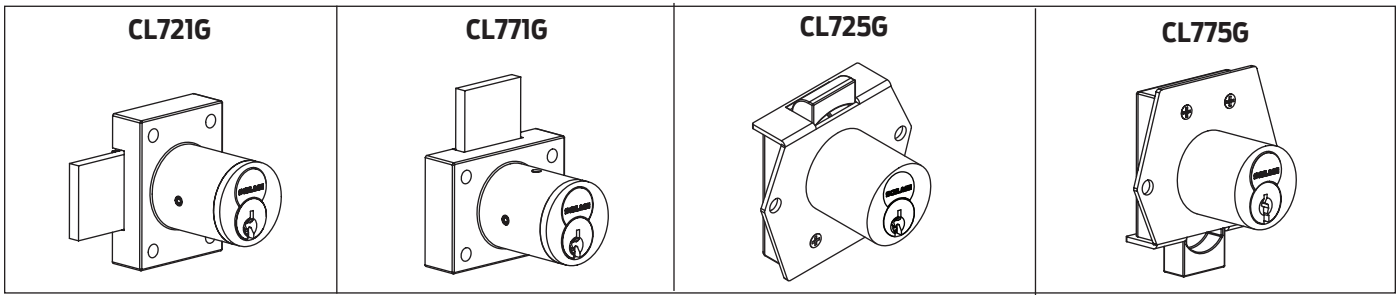


CL-Series: Full-Size Interchangeable Core			
Function	Description	Finishes	
		605 626	
<b>Keyed</b>			
		Open	Restricted
CL777R	Door cabinet lock, FSIC, 1" bolt throw	\$158.00	\$173.00
CL888R	Drawer cabinet lock, FSIC, 3/4" bolt throw		
CL920R	FSIC Cam Lock	121.00	136.00

CL-Series: Full-Size Interchangeable Core Primus XP/ Primus Controlled Access			
Function	Description	Finishes	
		605 626	
<b>Keyed</b>			
CL774R	Door cabinet lock, FSIC, 1" bolt throw	\$184.00	
CL774R-XP	Door cabinet lock, FSIC, 1" bolt throw		
CL874R	Drawer cabinet lock, FSIC, 3/4" bolt throw		
CL874R-XP	Drawer cabinet lock, FSIC, 3/4" bolt throw		
CL974R	FSIC Cam Lock	\$160.00	
CL974R-XP	FSIC Cam Lock		

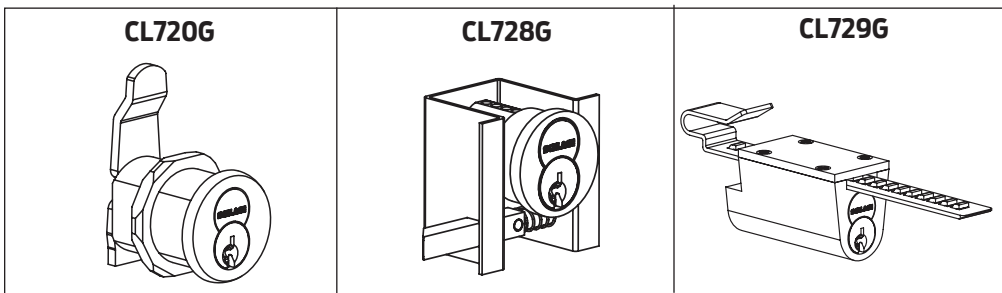
CL-Series: Full Size Interchangeable Core Ratchet Lock			
Function	Description	Finishes	
		605 626	
<b>Keyed</b>			
		Open	Restricted
CL929R	Ratchet Lock, FSIC	\$156.00	\$171.00

Full Size Interchangeable Core Option		
Description	Specify	Price
Full Size Construction Core *	<b>T</b> suffix Example:	N/C
Less Full Size Core	<b>J</b> suffix Example:	Deduct \$30.00 from lock price
* Notes:	Locks are assessed a non-refundable handling charge (50-231) per core. See <b>Keys &amp; Keying</b> .	
	Keying options: see Keys & Keying.	
	For all restricted keyways (Everest D, Everest 29 T, Quad, Numbered, Reversed) add <b>\$15.00</b> . This does not apply to Primus families. See <b>Terms &amp; Conditions</b> for more information.	
	Specify LKB if 0-bitted Primus cylinders are required "Less Key Blanks." Deduct <b>\$14.60</b> per cylinder.	



**CL-Series: Everest Restricted Small Format Interchangeable Core**

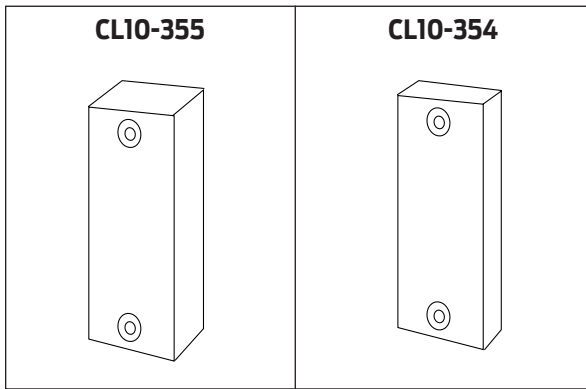
Function	Description	Finishes
		626
<b>Keyed</b>		
		<b>Open</b>
CL721G	Door cabinet lock, SFIC, 1" bolt throw	<b>\$126.00</b>
CL771G	Drawer cabinet lock, SFIC, 3/4" bolt throw	
CL725G	Everest Patented SFIC Rim Latch Lock	
CL775G	Everest Patented SFIC Rim Deadbolt Lock	



**CL-Series: Everest Restricted Small Format Interchangeable Core**

Function	Description	Finishes
		626
<b>Keyed</b>		
		<b>Open</b>
CL720G	Everest Patented SFIC Cam Lock	<b>\$119.00</b>
CL728G	Everest Patented SFIC Mail Box Lock	<b>98.00</b>
CL729G	Everest Patented SFIC Ratchet Lock	<b>151.00</b>
Notes:	For small format construction core, specify suffix HD. Example: B560HD. Available at no additional charge. Locks are assessed one non-refundable handling charge (50-231) per core. See Keys & Keying for details. Please refer to Everest small format interchangeable core key control policies, under the Terms & Condition Section.	





Strikes		
Description	Specify	Add to Lock Price
Bar strike, 3/4" x 1 31/32" x 1/2", standard	CL10-355	N/C
Bar strike, 3/4" x 1 31/32" x 1/4", standard	CL10-354	

Non-Standard Door Thickness		
Description	Specify	Add to Lock Price
Lock for 1 3/8" door	1 3/8" door thickness - for CL door and drawer locks	\$2.80

Special Locks		
Extended Factory Lead Time		Not subject to standard discount terms
Function	Description	Price Each
XB03-232	Cabinet Lock for doors 1/8" to 3/4" thick	\$361.00
XB03-232P	Primus Cabinet Lock for doors 1/8" to 3/4" thick	361.00
XB06-530	Cabinet Lock for doors over 7/8" to 2" thick	435.00
XB06-530P	Primus Cabinet Lock for doors over 7/8" to 2" thick	435.00
Notes::	For slotted strike (CL10-352), see <b>CL Parts: Strikes, Page CL-6</b> . Locking provided by swinging cam. Attached to door with hex nut. Keying options: see <b>Keys &amp; Keying</b> . If you are unable to find your required hardware solution in this price book, please refer to our Custom Product Request Process on page iv. For all restricted keyways (Everest D, Everest 29 T, Quad, Numbered, Reversed) add <b>\$15.00</b> . This does not apply to Primus families. See <b>Terms &amp; Conditions</b> for more information. Specify door hand and door thickness.	

Shaded items are standard components and are furnished with locks unless otherwise specified.

36-031



**Trim Collars**

Part Number	Finish	Description	Price Each
36-031	.	1 3/16" diameter x 5/8" depth	<b>\$9.60</b>

**CL10-352**



**CL10-354**



**CL10-355**



**Strikes**

Part Number	Description	Price Each
CL10-352	Slotted strike	<b>\$2.60</b>
CL10-354	Bar strike, 3/4" x 1 31/32" x 1/4", standard	
CL10-354	Bar strike, 3/4" x 1 31/32" x 1/4", standard	

**Adapters**

Part Number	Description	Price Each
CL10-350	Spacer	<b>\$2.60</b>

**Screws**

Part Number	Description	Price Each
CL10-301	Retaining screw	<b>\$0.40</b>

**Drivers and Accessories for CL100/200/ 725/721/ 777/888 Series**

Part Number	Description	Price Each
CL10-360	Universal Driver bar for CL100/ 200	<b>\$2.30</b>
CL10-361	Driver bar for CL100/ 200PB	<b>2.30</b>
CL10-362	Driver bar for CL100/ 200PB 1 3/8" long	<b>2.30</b>
CL7788-PA-D	Actuator for FSIC CL locks	<b>2.00</b>
CL725-1	Spacer for 6 pins SFIC	<b>1.80</b>
CL-ETS1	External trim plate spacer	<b>2.50</b>
CLTR78	Trim rings 626 or 605	<b>2.70</b>

**CL-720G Cam**

Part Number	Description	Price Each
CL720-3-1	CL720 short cam inverted hand	<b>\$2.60</b>
CL720-3-2	CL720 long inbent cam, vertical hand	<b>2.60</b>
CL720-3-3	CL720 long offset cam, inverted hand	<b>2.50</b>
CL720-3-4	CL720 long straight cam, vertical hand	<b>2.80</b>
CL720-3-5	CL720 long shall offset cam, inverted hand 2.40	<b>1.80</b>
CL775-SP	Strike pack for CL775 (Latch lock)	<b>2.60</b>
CL725-SP	Strike pack for CL725 (Deadbolt lock)	<b>2.50</b>

**CL729-Ratchet Locks Accessories**

Part Number	Description	Price Each
CL729S-2	Optional strap for 3/8" material thickness	<b>\$8.10</b>
CL729S-3	Optional strap for 5/8" material thickness	<b>11.60</b>


**CL720/920 Trim Collars**

Part Number	Description	Price Each
TR201	Trim collar for CL720/ 920, 1/8" (626,605) \$3.30	<b>\$2.60</b>
TR202	Trim collar for CL720/ 920, 1/4" (626,605)	<b>4.30</b>
TR203	Trim collar for CL720/ 920, 3/8" (626,605)	<b>4.70</b>
TR200A	Trim collar package for CL720/ 920, includes all three	<b>12.90</b>



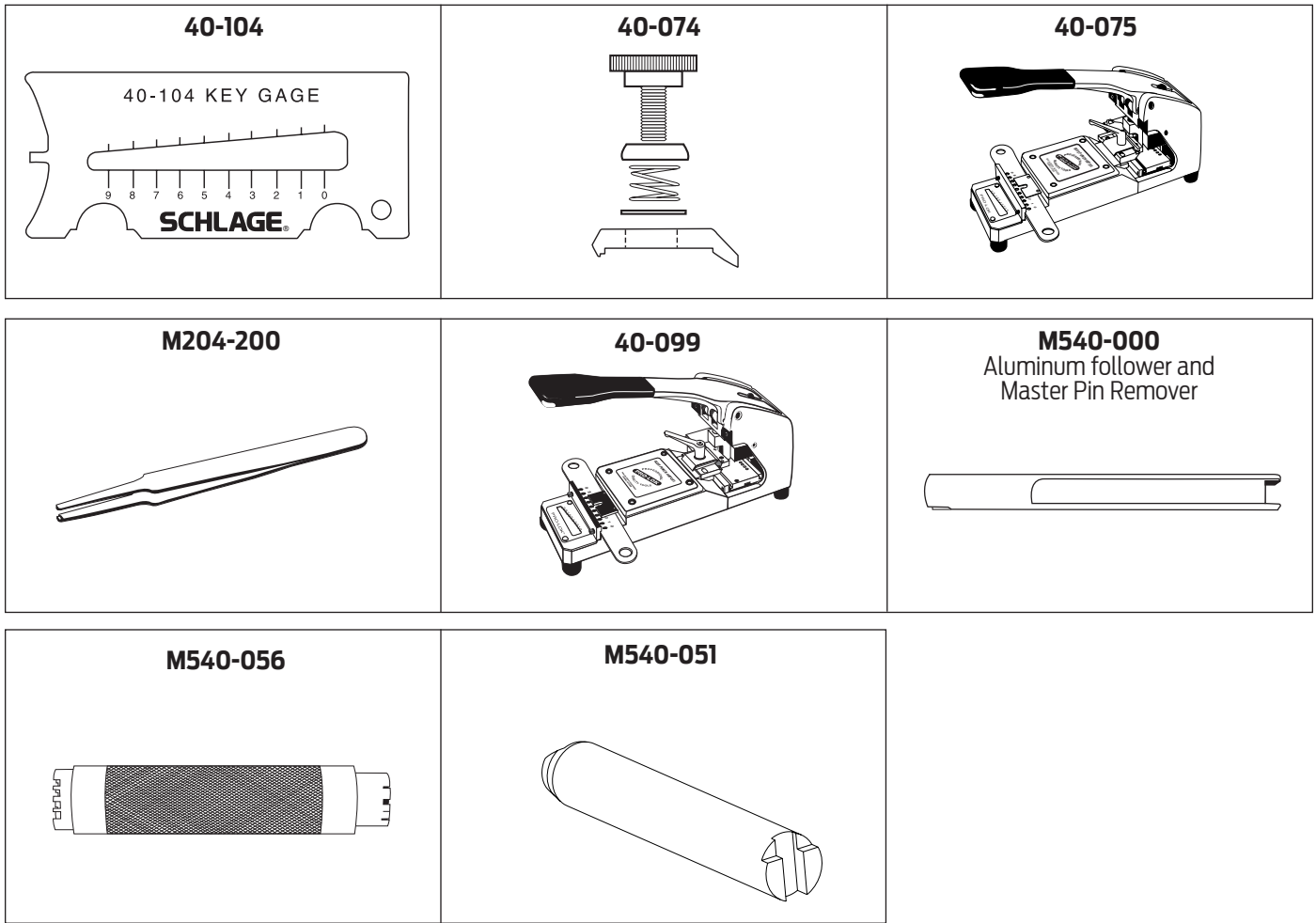
**Table of Contents**

<b>Keying Tools &amp; Kits</b>	<b>Tools-2</b>
Full Size Pin Kits .....	Tools-2
Full Size Keying Tools .....	Tools-3
Small Format Interchangeable Core Pin Kits .....	Tools-4
Small Format Interchangeable Core Service Equipment .....	Tools-4
Competitive Keying Kits .....	Tools-5
Competitive Keying Tools .....	Tools-5
<b>Tools</b>	<b>Tools-6</b>
Installation Templates .....	Tools-6
Installation Tools .....	Tools-7
Torx® Tools .....	Tools-7
<b>Kits</b>	<b>Tools-8</b>
Portable Security Repair Kit .....	Tools-8
Home Secure RCK Accessories .....	Tools-8
Maintenance Kits (Replacement Parts Assortments) .....	Tools-8
Installation JIG .....	Tools-9
Mortise JIG (wood) .....	Tools-10
<b>How To Order</b>	<b>Forms &amp; Examples</b>



Full Size Pin Kits					
Part Number	Description	Contents			Price Each
40-070	Primus pin kit Sidebars	Finger pins Finger pin springs	Sidebar springs Plug holder		\$441.00
40-119	Pin kit, seal-tight metal box	Bottom pins Master pins Top pins Pin springs Retainer caps	Retainer cap pins Retainer cap pin springs Shim stock Tweezers Follower bar	Cylinder Cap Removal Tool	375.00
40-132	Retail Keying Kit, seal-tight metal box	Bottom pins Top pins Pin springs Cylinder caps Cap spring and pins	B-Series cylinder bars Key gage Follower bar Cap-removal tool Retaining Rings	T-Pin Spring T-Pin Removable Cap	225.00
40-133	Home Secure™ Pin kit	Bottom pins Top pins Master pins Follower bar Removal tool Key gage Cylinder springs	Tweezers Retaining rings Retainer caps Retainer cap pin springs B-Series cylinder bars B-Series drivers Shim stock	Construction balls Retainer cap pins T-Pin Spring T-Pin Removable Cap	388.00
40-134	Pin kit, snap-tight plastic box	Bottom pins Top pins Pin springs Retainer cap pins	Key gage Follower bar T-Pins Spring T-Pin	Removable Cap	105.00

**Note: 1)** For replacement pins and springs, see **Cylinders**.



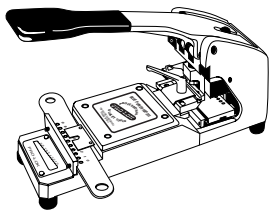
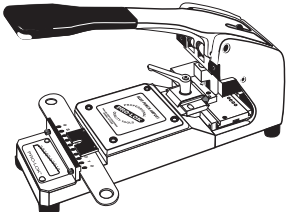
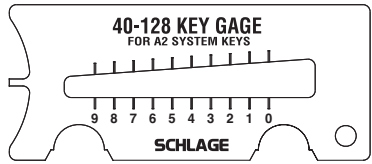
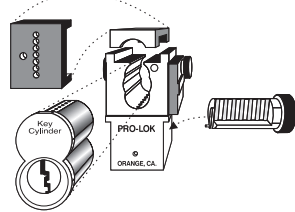

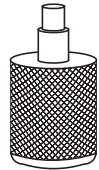
Full Size Keying Tools		
Part Number	Description	Price Each
40-066	Primus® plug holder	\$114.00
40-074*	Everest vise jaw upgrade kit	81.30
40-075**	Key biting punch for Everest C Family, Everest 29 S and Obverse keyway families	2,741.00
40-104	Key gage (All Schlage keys except SFIC)	14.10
40-099	Key biting punch for Everest D and Everest 29 T Families	3,286.00
M204-168	Lubriplate	8.00
M204-200	Tweezers	35.20
M204-201	Shim (pack of 25)	27.50
M540-051	Follower	3.10
M540-056	Cylinder cap removal tool	54.80
M540-000	Aluminum Follower and Master Pin Remover	51.60
M504-548	Follower for Modular Cylinder	16.90

\* Adds Everest C and Everest 29 S Family capability to Blue Punch key machines (designed for Obverse keys) with serial numbers below 990358, manufactured before July 1999.

\*\* For all conventional and Primus keys with Obverse, Everest C and Everest 29 S Family sections only.

Small Format Interchangeable Core Pin Kits			
Part Number	Description	Contents	Price Each
40-129	A2 System pin kit	Blocking pin springs Blocking pins Bottom pins Caps Master/build-up/top pins Tumbler spring	Plug retainers Capping block Capping tool Ejector tool Key gage Tweezers
			<b>\$733.00</b>

**Note: 1)** For pin kit refills, see **Cylinders**.

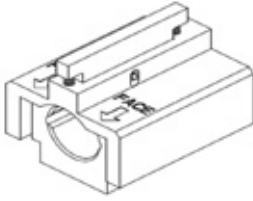
<p><b>40-071</b> Everest B and Everest 29 R Family Key Bitting Punch</p> 	<p><b>40-181</b> Falcon/Best® SFIC Key Bitting Punch</p> 	<p><b>40-128</b> SFIC Key Gage</p> 
<p><b>40-171</b> IC Decode, Dump Tool</p> 	<p><b>40-172</b> Ejector Pin</p> 	<p><b>40-173</b> Staking Tool</p> 

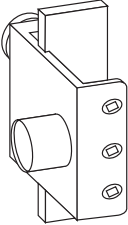
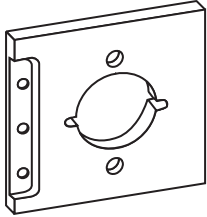
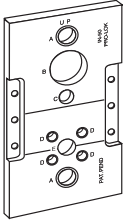
Small Format Interchangeable Core Service Equipment		
Part Number	Description	Price Each
40-071*	Key bitting punch, Everest B and Everest 29 R Family keys only	<b>\$3,449.00</b>
40-128	Key gage, A2 system	<b>15.60</b>
40-181	Key bitting punch, Falcon/Best®	<b>3,248.00</b>
40-171	IC decode, rekey, dump tool	<b>232.00</b>
40-172	Ejector Tool	<b>43.80</b>
40-173	Staking Tool	<b>43.80</b>


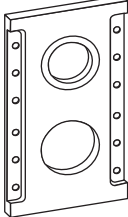
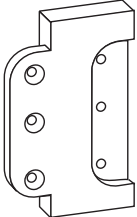
\* For service of this key machine, contact:  
Pro-Lok  
655 North Hariton St.  
Orange, CA 92668  
(714) 633-0681  
FAX (714) 633-0471

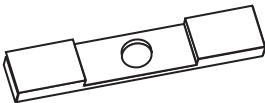

SL Cylinder 7 pin A2 Pinning Kit			
Part Number	Description	Contents	Price Each
40-247	SL A2 Pin Kit	L Pins, Single Cut (25 each) L Pins, Master pins (25 each) L Pin Springs Locking Side Bar Locking Side Bar Springs SL Plug Clip SL Plug Cover SL End Cap	SL End Cap Pin SL End Cap Pin Spring Everest SFIC Check Pin Everest SFIC Check Pin Spring A2 Key System Key Gage Plug Holder Crimp Tool Tweezers
			<b>\$1,094.00</b>

SL Cylinder Plug Holder and Crimp Tool		
Part Number	Description	Price Each
40-296	SL Plug Holder Crimp Tool	<b>\$115.00</b>

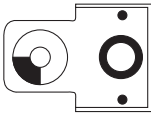
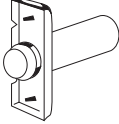


<p><b>40-286</b> Universal Clamp</p> 	<p><b>40-226</b> AL &amp; ND Template</p> 	<p><b>40-227</b> L-Series Template (front side)</p> 
--	---	---

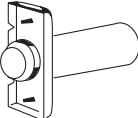
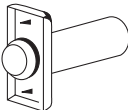
<p><b>40-152</b> 1 3/8" Thick Door Adapter x 2 3/8" Backset</p> 	<p><b>40-228</b> H-Series Template</p> 	<p><b>40-153</b> 5" Backset Adapter</p> 
---	--	---

<p><b>40-158</b> Mortise Pocket Filler (edge)</p> 	<p><b>40-026</b> 1 1/2" Bushing (old style)</p> 
--	--

**Strike Marking Chisels**

<p><b>40-029</b></p> 	<p><b>40-030</b></p> 
--	--

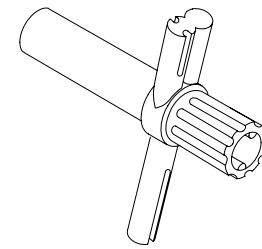
**Latch Marking Chisels**

<p><b>40-031</b> 1" Front</p> 	<p><b>40-032</b> 1 1/8" Front</p> 
---	---

<b>Installation Tools</b>		
<b>Part Number</b>	<b>Description</b>	<b>Price Each</b>
40-017	AL and D-Series Lever castle nut wrench	<b>\$11.50</b>
40-026	Bushing, 1 1/2", for 40-012 jig	<b>43.50</b>
40-029	Strike marking chisel - full lip strikes	<b>69.60</b>
40-030	Strike marking chisel - 1 1/8" x 2 3/4"	<b>76.90</b>
40-031	Latch marking chisel - 1" x 2 1/4"	<b>66.50</b>
40-032	Latch marking chisel - 1 1/8" x 2 1/4"	<b>66.50</b>
40-049	Tool box, for 40-006 kit	<b>245.00</b>
40-112	Circular strike bit for machine equipment	<b>758.00</b>
40-152	Backset Adapter for 1-3/8" doors and/or 2-3/8" Backset	<b>196.00</b>
40-153	Backset Adapter for 5" Backset	<b>142.00</b>
40-158	L-Series mortise pocket filler (edge)	<b>151.00</b>
40-035	Strike locator - 7/8"	<b>47.80</b>
40-015	7/8" Boring bit	<b>179.00</b>
40-179	Strike locator - 1"	<b>48.00</b>
40-175	1" Boring bit	<b>92.40</b>
40-176	2-1/8" Multi-spur bit	<b>232.00</b>
40-177	1-1/2" Multi-spur bit	<b>201.00</b>
24002693	ND & L Lever removal tool	<b>20.30</b>
24341471	ND & L Lever removal tool - 20 pack	<b>372.00</b>
M204-198	Boring jig - ND and AL series locks	<b>14.60</b>
M504-271	Tool to remove AL and D-Series levers	<b>1.40</b>
M504-306	Circular faceplate wrench	<b>2.30</b>
021415	Spanner wrench, D-Series Knobs and L-Series	<b>3.70</b>
M504-347	Socket screw key, for 40-012 jig	<b>2.20</b>
M504-413	Installation tool, interchangeable core	<b>15.50</b>
N523-108	Tool to remove AL and D-Series levers	<b>1.50</b>
40-226	Installation template - AL, ND, NDE series	<b>297.00</b>
40-227	Installation template - L series	<b>390.00</b>
40-228	Installation template - H series	<b>359.00</b>
40-286	Universal Clamp	<b>402.00</b>



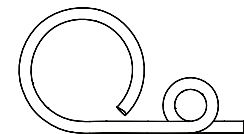
**021415**



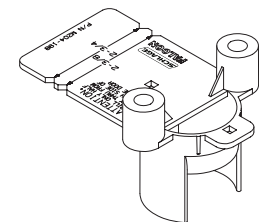
**M504-413**



**M504-271**



**N523-108**



**M204-198**

<b>Torx® Tools</b>		
<b>Part Number</b>	<b>Description</b>	<b>Price Each</b>
M504-424	Tool T-8	<b>\$37.50</b>
M504-425	Tool T-15	<b>36.20</b>
M504-426	Tool T-20	
M504-427	Tool T-30	
M504-428	Tool T-10	

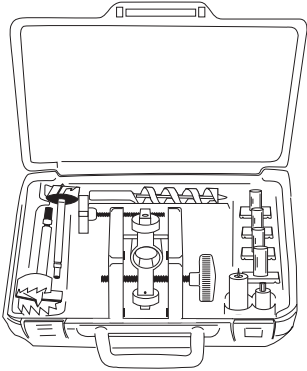
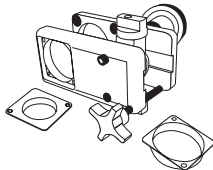


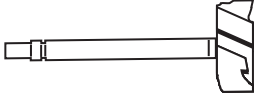



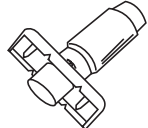
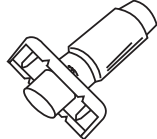
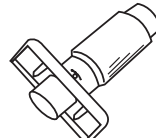


Home Secure RCK Accessories		
Part Number	Description	Price Each
50-110	Home Secure Keying Chart Fifteen construction key combinations, each with 600 compatible home owner combinations for a total of 9,000 key combinations. Includes user's manual.	\$414.00
P513-024	Home Secure Construction Key Envelopes	0.42
P513-023	Home Secure Owner Key Envelopes	0.42
34-401	Home Secure Replacement Construction Balls (pack of 1,000 construction balls)	30.50

Maintenance Kits (Replacement Parts Assortments)		
Part Number	Description	Price Each
40-054	L-Series maintenance kit	\$837.00
40-097	ND-Series lever maintenance kit	580.00
40-223	Modular Cylinder Service Kit	900.00



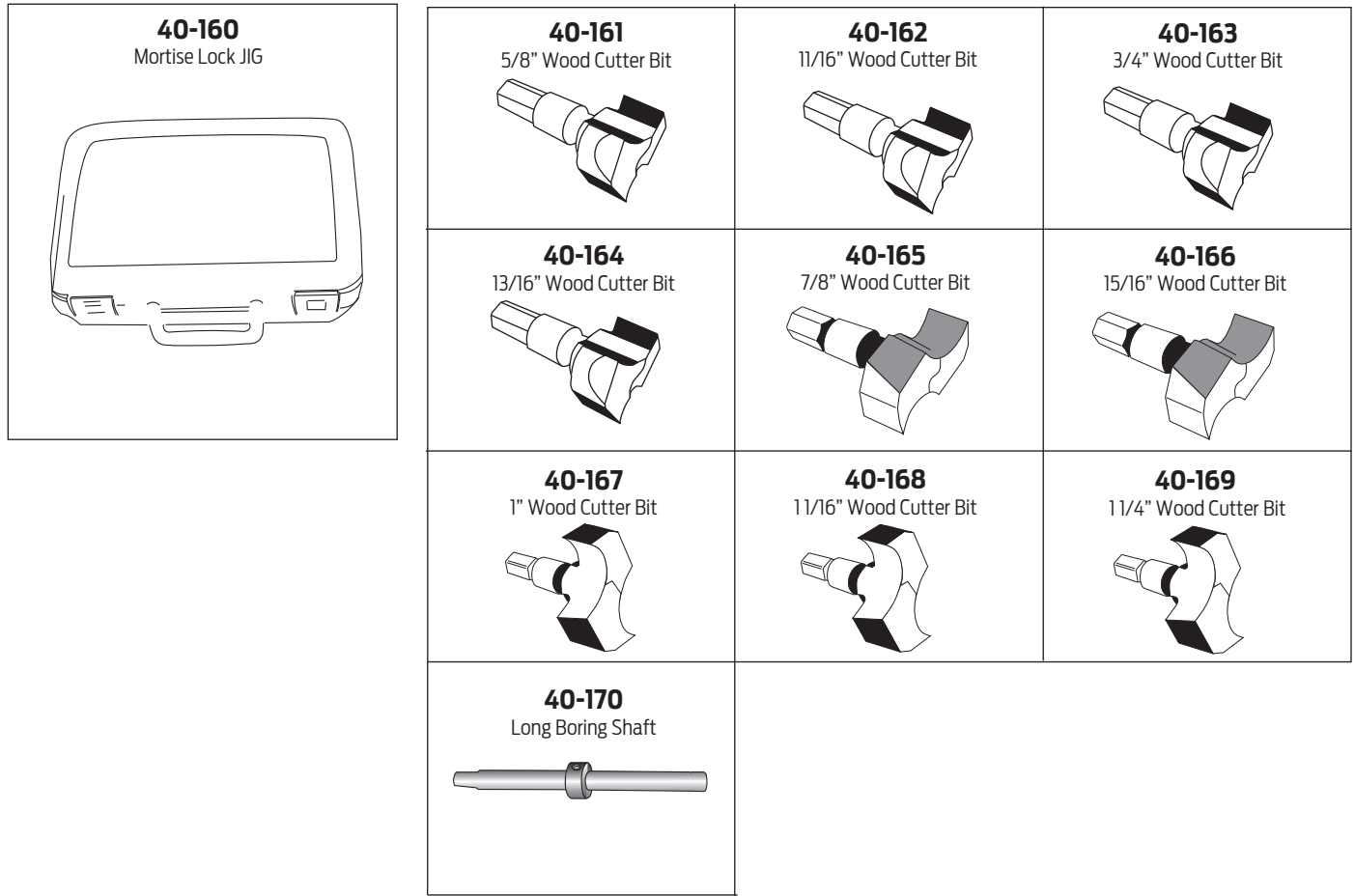
Portable Security Repair Kits		
Part Number	Description	Price Each
KZ390AL	Portable Security Repair Kit supports all Portable Security Commercial Padlocks and Locking Cables, SFIC and KNK. See PS-9 for additional details.	\$593.00

<p><b>40-147</b> Complete Installation Kit</p> 	<p><b>40-148</b> Installation JIG</p> 	<p><b>M504-497</b> Case Only</p> 	<p><b>40-176</b> 2 1/8" Multi Spur Bit</p> 
	<p><b>40-177</b> 1 1/2" Multi Spur Kit</p> 	<p><b>40-175</b> 1" Bit <b>40-015</b> 7/8" Bit</p> 	<p><b>40-179</b> 1" Strike Locator <b>40-035</b> 7/8" Strike Locator</p> 
	<p><b>40-029</b> Full Lip Strike Chisel</p> 	<p><b>40-030</b> 1 1/8" x 2 3/4" Strike Chisel</p> 	
	<p><b>40-031</b> 1" x 2 1/4" Latch Chisel</p> 	<p><b>40-032</b> 1 1/8" x 2 1/4" Latch Chisel</p> 	

**Installation Kits**

Part Number	Description	Contents		Price Each
40-147	Installation Kit for Locksets & Deadbolts Kit includes JIG, Case, (2) Multi-spur bits, (4) latch/strike chisels, (2) Bushing Plates, 1" Auger bit & strike locator	40-148 M504-497 40-176 40-177 40-030	40-175 40-179 40-029 40-031 40-032	<b>\$2,193.00</b>
M504-497	Case Only	—		<b>194.00</b>
40-148	Installation JIG only	—		<b>1,662.00</b>

- Notes:**
- 1) For F-Series installation, 40-015 and 40-035 (Page Tool-7) is required.
  - 2) For 40-147, doors requiring thru-bolt holes and/or 7/8" edge bores, bits sold separately. Reference Tool-7.



TOOLS AND KITS

Tools-9

Merchandising Aids

Installation Kits			
Part Number	Description	Contents	Price Each
40-160	Installation kit for mortise lock Kit includes: Jig, Case (3 wood cutter bits and long boring shaft)	40-160      40-169 40-165      40-170 40-167	<b>\$1,153.00</b>

Installation Tools		
Part Number	Description	Price Each
40-161	5/8" Woodcutter Bit	<b>\$109.00</b>
40-162	11/16" Woodcutter Bit	<b>109.00</b>
40-163	3/4" Woodcutter Bit	<b>109.00</b>
40-164	13/16" Woodcutter Bit	<b>109.00</b>
40-165	7/8" Woodcutter Bit	<b>118.00</b>
40-166	15/16" Woodcutter Bit	<b>118.00</b>
40-167	1" Woodcutter Bit	<b>118.00</b>
40-168	1-1/16" Woodcutter Bit	<b>118.00</b>
40-169	1-1/4" Woodcutter Bit	<b>144.00</b>
40-170	Long boring shaft for locks up to 6"	<b>226.00</b>

**TOOLS AND KITS**

**Tools-10**

Merchandising Aids

### Table of Contents

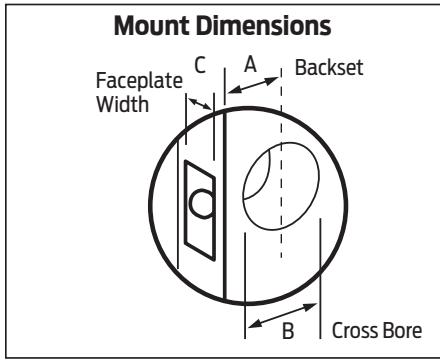
<b>Display Mounts</b>	<b>Merch-3</b>
Solid Oak Mounts.....	Merch-3
Special Parts.....	Merch-3
<b>Miscellaneous</b>	<b>Merch-4</b>
Finish Selector Kit.....	Merch-4
Plastic Lock Case Cover.....	Merch-4
Promotional Items.....	Merch-4
<b>How To Order</b>	<b>Forms &amp; Examples</b>

*Product literature is available, contact Customer Service.*

Solid Oak Mounts			
<p><b>44-104</b></p>	<p><b>44-105</b></p>	<p><b>44-106*</b></p>	<p><b>44-107</b></p>
<p><b>44-108</b></p>	<p><b>44-109*</b></p>	<p><b>44-110</b></p>	<p><b>44-111</b></p>
<p><b>44-112</b></p>	<p><b>44-113</b></p>	<p><b>44-119*</b></p>	<p><b>44-120*</b></p>
<p><b>44-121</b></p>	<p><b>XL11-806</b></p>	<p><b>44-161</b></p>	<p><b>44-162</b></p>

\* Top and bottom holes are 4" center to center.

Dexter by Schlage			
<p><b>44-070</b></p>	<p><b>44-133</b></p>	<p><b>44-132</b></p>	<p><b>44-157</b></p>



**Display Mounts**

Part Number	Description	Dimensions				Price Each
		A	B	C	Overall	
44-104	B (except BR260 & B260E)	2 3/8"	1 1/2"	1 1/8"	6" x 9 1/2"	<b>\$96.70</b>
44-105	A, F, B (single) and BE	2 3/8"	2 1/8"	1"	6" x 9 1/2"	<b>96.70</b>
44-106	A with B, F, FE, and H (double)	2 3/8"	2 1/8"	1"	6" x 14"	<b>116.00</b>
44-107	A, F, B (triple)	2 3/8"	2 1/8"	1"	6" x 14"	<b>124.00</b>
44-108	A, F, B (quadruple)	2 3/8"	2 1/8"	1"	6" x 24 1/2"	<b>155.00</b>
44-109	F, FE300	2 3/8"	2 1/8"	1"	6" x 24 1/2"	<b>128.00</b>
44-110*	L9000	2 3/4"	—	—	8 1/2" x 14"	<b>125.00</b>
44-111	A, B600/700/800, D Knob, S (single)	2 3/4"	2 1/8"	1 1/8"	8 1/2" x 14"	<b>132.00</b>
44-112	D Lever, AL (single), ND Lever	2 3/4"	2 1/8"	1 1/8"	8 1/2" x 14"	<b>162.00</b>
44-113	A, S, D Knob (triple)	2 3/4"	2 1/8"	1 1/8"	8 1/2" x 24 1/2"	<b>188.00</b>
44-115	Clear plastic mount ring	—	2 1/8"	—	2 1/2" x 1"	<b>37.40</b>
44-119	F300 BOW	2 3/8"	1 1/2" (top) 2 1/8" (bottom)	1"	6" x 24 1/2"	<b>134.00</b>
44-120	F300 CEN	2 3/8"	1 1/2" (top) 2 1/8" (bottom)	1"	6" x 24 1/2"	<b>124.00</b>
44-121	S200, H	2 3/8"	1 1/2" (top) 2 1/8" (bottom)	1"	6" x 14"	<b>127.00</b>
44-161	FE & BE Keypad Lock Mount	2 3/8"	2 1/8"	1"	6" x 14"	<b>91.90</b>
44-162	FE & BE Keypad Lock & Keypad Deadbolt Mount	2 3/8"	1 1/2" (top) 2 1/8" (bottom)	1"	6" x 19"	<b>118.00</b>

\* For special L lock mount, see **Special Parts**.

- Notes:** 1) Price does not include lock.  
2) L400-Series mounts are not available.

**Dexter by Schlage Mounts**

Part Number	Description	List
44-070	Dexter 3 Hole Mount (2-1/8" Cross Bore, 1" Edge Bore)	<b>\$124.00</b>
44-132	Dexter 1 Hole Mount (2-1/8" Cross Bore, 1" Edge Bore)	<b>96.70</b>
44-133	Dexter Handleset Mount (2-1/8" Cross Bore, 1" Edge Bore)	<b>124.00</b>
44-157	Dexter Handleset Decorative Trim - Cirrus - Mount (2-1/8" Cross Bore, 1" Edge Bore)	<b>116.00</b>

**Special Parts**

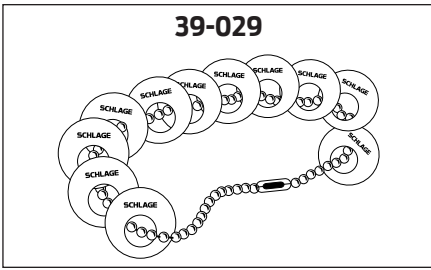
Extended Factory Lead Time		Not subject to standard discount terms
Part Number	Description	Price Each
XL11-806	Modified 44-110 display mount with see-through window	<b>\$453.00</b>

**Note: 1)** If you are unable to find your required hardware solution in this price book, please use the Schlage Innovation Center Process in the forms and example section.

**TOOLS AND KITS**

Tools and Kits

**Merch-4**



<b>Finish Selector Kit</b>		
<b>Part Number</b>	<b>Description</b>	<b>Price Each</b>
39-029	Finish selector kit Finishes: 505, 605, 606, 609, 612, 613, 619, 620, 622, 625, 626, 629, 630, 716, 643e	<b>\$36.60</b>

<b>Plastic Lock Case Cover</b>		
<b>Part Number</b>	<b>Description</b>	<b>Price Each</b>
39-042	Plastic lock case cover (for display), L-Series	<b>\$68.00</b>

<b>Modular Cylinder Sales Kit</b>		
<b>Part Number</b>	<b>Description</b>	<b>Price Each</b>
40-224	Contents: FSIC Classic, SFIC Everest 29 R, Primus XP Classic, Everest 29 S, Everest 29 S Primus XP, Mortise Modular Cylinder, Rim Modular Cylinder	<b>\$595.00</b>



Part Number	Page Number	Part Number	Page Number	Part Number	Page Number
<b>Numerics</b>					
01-001.....	65, 236	08-032.....	248	09-508.....	179, 209
01-002.....	65	08-034.....	248	09-509 027.....	182, 211
01-008.....	65, 236	08-035.....	248	09-509 033.....	182, 211
01-009.....	65, 236	09-019.....	290	09-509 040.....	182, 211
01-018.....	65, 236	09-138.....	187	09-509 047.....	182, 211
01-026.....	65, 236	09-139.....	187	09-550.....	180, 210
01-053.....	65, 236	09-155.....	187	09-551.....	180, 210
01-055.....	67	09-156.....	187	09-552.....	180, 210
01-056.....	67	09-157.....	187	09-553.....	180, 210
01-057.....	67	09-158.....	187	09-554.....	180, 210
01-058.....	67	09-159.....	187	09-555.....	180, 210
01-060.....	67, 239	09-189.....	187	09-611.....	184, 211
01-063.....	67, 239	09-195.....	290	09-632.....	179, 209
01-081.....	236	09-196.....	290	09-633.....	179, 209
02-037.....	304	09-197.....	290	09-634.....	179, 209
03-000.....	110	09-198.....	290	09-635.....	179, 209
03-030.....	110	09-199.....	290	09-636.....	179, 209
03-031.....	110	09-200.....	290	09-637.....	179, 209
03-032.....	110	09-401.....	179, 209	09-638.....	179, 209
03-230.....	110	09-402.....	179, 209	09-639.....	179, 209
03-233.....	110	09-403.....	179, 209	09-640.....	179, 209
03-231.....	110	09-403 xx.....	259	09-641.....	179, 209
03-232.....	110	09-404.....	179, 209	09-655.....	180, 210
03-200.....	110	09-409.....	289	09-661.....	169, 181
03-234.....	110	09-410.....	289	09-662.....	169, 181
03-266.....	110	09-411.....	289	09-663.....	169, 181
03-235.....	110	09-412.....	289	09-664.....	169, 181
03-255.....	110	09-416.....	290	09-665.....	169, 181
03-237.....	110	09-417.....	290	09-666.....	169, 181
03-244.....	110	09-418.....	290	09-667.....	169, 181
03-277.....	110	09-446.....	176, 176	09-668.....	169, 181
03-255.....	110	09-447.....	176	09-669.....	169, 181
03-236.....	110	09-449.....	176	09-670.....	169, 181
030730-001.....	321	09-451.....	176	09-671.....	169, 181
030730-002.....	321	09-454.....	176	09-672.....	169, 181
04-001.....	92	09-455.....	176	09-713.....	169, 181
04-002.....	92	09-456.....	176	09-717.....	169, 181
04-006.....	92	09-459.....	259	09-718.....	169, 181
04-007.....	92	09-473.....	177	09-751.....	289
04-020.....	93	09-474.....	177	09-752.....	289
04-021.....	93	09-475.....	177	09-753.....	289
04-022.....	93	09-477.....	177	09-754.....	289
04-023.....	93	09-483 134.....	178	09-756.....	290
04-025.....	93	09-483 138.....	178	09-757.....	290
04-026.....	93	09-483 200.....	178	09-764.....	289
04-030.....	92	09-483 212.....	178	09-765.....	289
04-031.....	92	09-483 214.....	178	09-766.....	289
04-033.....	92	09-484 114.....	177	09-767.....	289
04-034.....	92	09-484 118.....	177	09-774.....	108, 325
04-060.....	79	09-484 138.....	177	09-833.....	289
050823-00.....	110	09-485 114.....	177	09-834.....	289
06-242.....	226	09-485 118.....	177	09-835.....	289
07-035.....	236	09-485 138.....	177	09-836.....	289
07-057.....	236	09-486.....	259	09-900 xx.....	182, 211
08-000.....	250	09-487 xx.....	182, 211	09-904 xx.....	182, 211
08-020 xxx.....	268	09-488 134.....	178	09-905.....	182, 211
08-020.....	248	09-488 138.....	178	09-907.....	182, 211
08-021.....	268	09-488 200.....	178	09-992.....	337
08-027 xxx.....	268	09-488 212.....	178	09-993.....	337
08-027.....	248	09-488 214.....	178	09-994.....	337
08-029.....	226	09-493.....	178	09-995.....	337
08-030 xxx.....	268	09-494.....	177	09-996.....	337
08-030.....	248	09-494 112.....	177	09-997.....	337
		09-494 1316.....	177	09-998.....	337
		09-506.....	180, 210		

# INDEX

PARTS INDEX

Part Number	Page Number	Part Number	Page Number	Part Number	Page Number
10-001.....	61, 63, 75, 77, 117, 119, 222, 224, 232, 234, 237, 245, 247, 249, 259, 265, 267, 268, 225	10-110.....	249	12-626.....	130, 143
10-001 100.....	66, 80	10-111.....	249	12-627.....	142
10-001 112.....	66, 80	10-112.....	130, 142, 245, 249	12-628.....	142
10-001 114.....	66, 80	10-116.....	222, 224, 225	12-630.....	141, 142
10-001 118.....	66, 80	10-121.....	225	12-631.....	139, 141
10-001 134.....	66, 80	10-122.....	225	12-631.....	142, 141
10-001 200.....	66, 80	10-123.....	225	12-632.....	142
10-001 xx.....	119, 259, 267, 268	10-124.....	225	12-633.....	130, 141
10-004.....	61, 63, 66, 77, 80, 117, 119, 234, 237, 259, 267, 268	10-250.....	238	12-633.....	142, 248, 225
10-013.....	89, 91, 103, 105	10-251.....	238, 249	12-640.....	141, 142
10-013-112.....	93, 109	10-252.....	238	12-641.....	139, 141, 142
10-013-118.....	93, 109	10-253.....	238, 249	12-642.....	141, 142
10-016.....	89, 91, 93, 103, 105, 109	10-255.....	238	12-643.....	141, 142
10-025.....	61, 63, 75, 77, 89, 91, 103, 105, 117, 265	10-256.....	238, 249	12-650.....	142
10-025 112.....	66, 80	10-257.....	238, 249	12-651.....	142
10-025 1316.....	66, 80, 119, 259, 267, 268	10-258.....	249	12-652.....	142
10-025 138.....	66, 80, 268	10-259.....	249	12-653.....	142
10-025 xx.....	119, 259, 267	106190-00.....	110	13-247.....	103, 105, 108
10-025-112.....	93, 109	106191-00.....	110	13-248.....	103, 105, 108
10-025-1316.....	93, 109	106193-00.....	110	14-001.....	89, 91, 92
10-025-138.....	93, 109	106194-00.....	110	14-010.....	91, 92, 105, 108
10-026.....	61, 63, 66, 77, 80, 222, 224, 232, 234, 237, 45, 247, 249, 259, 267, 268, 225	106195-00.....	110	14-019.....	89, 91, 92
10-027.....	63, 66, 75, 77, 80, 222, 224, 225, 232, 234, 237, 245, 247, 249, 259, 265, 267, 268	106196-00.....	110	14-028.....	91, 92, 105, 108
10-055.....	232, 234, 237	106197-00.....	110	14-042.....	89, 91, 92, 103, 105, 108
10-058.....	61, 63, 66, 75, 77, 80, 232, 234, 237, 245, 247, 249	106201-00.....	110	14-047.....	91, 92, 105, 108
10-064.....	127, 130, 139, 141, 142, 232, 234, 237, 238, 245, 247, 249	106202-00.....	110	14-048.....	91, 92
10-072.....	169	106203-00.....	110	14-048.....	105, 108
10-072 xx.....	169, 181	106204-00.....	110	16-132.....	225, 249, 267, 268
10-072 1316.....	181	106205-00.....	110	16-203.....	265, 267, 268
10-073.....	169, 181	106206-00.....	110	16-204.....	249, 265, 267, 268
10-075.....	169, 181	106207-00.....	110	16-228.....	225, 249
10-078.....	169, 181	106208-00.....	110	16-260.....	222, 225
10-079.....	169, 181	106210-00.....	110	16-480.....	245, 249
10-087.....	127, 130, 139, 141, 142	11-068.....	61, 63, 65, 75, 77, 80	16-481.....	247, 249
10-091.....	181	11-069.....	63, 65, 77, 80	16-482.....	247, 249
10-092.....	127, 130, 139, 141, 142, 222, 224, 232, 234, 237, 245, 247, 249, 225	11-085.....	61, 63, 65, 77, 80	16-483.....	225, 247, 249
10-094.....	127, 130, 139, 141, 142, 222, 224, 225, 245, 247, 249	11-088.....	63, 65, 75, 77, 80	16-484.....	225, 247, 249
10-095.....	127, 130, 139, 141, 142, 222, 224, 232, 234, 237, 238, 245, 247, 249, 225	11-091.....	63, 65, 77, 80	19-071.....	234, 237
10-103.....	130, 141, 142	11-092.....	63, 65, 77, 80	19-072.....	234, 237
10-104.....	130, 141, 142	11-096.....	63, 65, 75, 77, 80	19-073.....	234, 237
10-108.....	127, 130	11-103.....	63, 65, 77, 80	19-074.....	234, 237
10-109.....	249, 225	11-104.....	61, 63, 65, 75, 77, 80	19-075.....	234, 237
		11-105.....	63, 65, 77, 0	19-076.....	234, 237
		11-110.....	63, 65, 77, 80	19-077.....	232, 234, 237
		11-111.....	63, 65, 77, 80	19-078.....	234, 237
		11-112.....	63, 65, 77, 80	19-079.....	232, 234, 237
		11-113.....	63, 65, 77, 80	19-080.....	234, 237
		11-116.....	63, 65, 75, 77	19-081.....	234, 237
		11-116.....	80	19-082.....	234, 237
		11-118.....	63, 65, 77, 80	196192-00.....	110
		12-100.....	117, 119	20-001.....	190, 310, 318, 21
		12-103.....	119	20-001-118.....	330
		12-287.....	127, 130	20-002.....	310
		12-288.....	130, 237, 245, 248	20-009.....	328
		12-288.....	127, 127	20-013.....	311
		12-289.....	130, 237, 248	20-021.....	322
		12-290.....	127, 130, 237	20-022.....	322
		12-291.....	130, 248, 225	20-030.....	330
		12-297.....	139, 141, 142	20-033.....	330
		12-317.....	139, 141, 142	20-057.....	323
		12-339.....	224, 225	20-059.....	314
		12-340.....	222, 225	20-060.....	315
		12-617.....	143	20-061.....	314
		12-618.....	143	20-062.....	315
		12-625.....	143	20-066.....	330

<b>Part Number</b>	<b>Page Number</b>	<b>Part Number</b>	<b>Page Number</b>	<b>Part Number</b>	<b>Page Number</b>
20-067	330	20-516	322	20-709-XP	322
20-069	330	20-516-XP	322	20-710	322
20-071	300	20-517	190, 215	20-710-XP	322
20-071-XP	300	20-517	310	20-715	190, 310
20-072	300	20-517-XP	190, 215, 310	20-715-XP	190, 310
20-072-XP	300	20-518	311	20-716	322
20-079	323	20-518-XP	311	20-716-XP	322
20-090	315	20-523	327	20-717	190, 215, 310
20-091	315	20-523-XP	327	20-717-XP	190, 215, 310
20-172	297	20-524	69, 95, 240, 292, 294	20-718	311
20-174	297	20-524-122	69, 240, 292	20-718-XP	311
20-188	133, 300	20-524-122-XP	292	20-722	315
20-188-XP	133, 300, 302	20-524-XP	69, 95, 240, 292, 294	20-722-XP	315
20-189	133, 300	20-524-XP-122	69, 240	20-723	327
20-189-XP	133, 300	20-527	326	20-723-XP	327
20-190	133, 300	20-527-XP	326	20-724	69, 95, 240, 292, 294
20-190-XP	133, 300	20-528	83, 294, 321	20-724-122	69, 240, 292
20-191	133, 300	20-528-XP	83, 294, 321	20-724-122-XP	292
20-191-XP	133, 300	20-529-XP	122, 302	20-724-XP	69, 95, 240, 292, 294
20-200	291	20-529	122, 302	20-724-XP-122	69, 240
20-201	291	20-530	302	20-727	326
20-202	291	20-530-XP	302	20-727-XP	326
20-203	291	20-531	302	20-728	83, 294, 321
20-204	291	20-531-XP	302	20-728-XP	83, 294, 321
20-205	291	20-539	326	20-729-XP	122
20-206	291	20-539-XP	326	20-729	122, 302
20-207	291	20-545	133, 300	20-730	302
20-208	291	20-545-XP	133, 300	20-730-XP	302
20-209	291	20-546	133, 300	20-731	302
20-210	291	20-546-XP	133, 300	20-731-XP	302
20-211	291	20-547	327	20-739	326
20-212	291	20-547-XP	327	20-739-XP	326
20-213	291	20-548	95, 294	20-740	206, 324
20-214	291	20-548-XP	95, 294	20-740-XP	324
20-215	291	20-550	293, 295, 321	20-741	324
20-216	291	20-550-XP	293, 295, 321	20-741-XP	324
20-217	291	20-552	250, 270, 296	20-745	133, 300
20-218	291	20-552-XP	250, 270, 296	20-745-XP	133, 300
20-219	291	20-554	293, 293	20-746	133, 300
20-220	291	20-554-XP	293, 293	20-746-XP	133, 300
20-221	291	20-562	326	20-747	327
20-222	291	20-562-XP	326	20-747-XP	327
20-223	291	20-565	112, 295	20-748	95, 294
20-224	291	20-565-XP	112, 295	20-748-XP	95, 294
20-225	291	20-572	297	20-750	293, 295, 321
20-226	291	20-572-XP	297	20-750-XP	293, 295, 321
20-227	291	20-574	297	20-752	250, 270, 296
20-228	291	20-574-XP	297	20-752-XP	250, 270, 296
20-229	291	20-587	190, 215, 310	20-757	323
20-500	190, 310, 321	20-587-XP	190, 215, 310	20-757-XP	323
20-500-XP	190, 310, 321	20-589	206, 312	20-762	326
20-501	190, 310	20-589-XP	312	20-762-XP	326
20-501-XP	190, 310	20-593	190, 215, 310	20-763	314
20-505	328	20-593-XP	190, 215, 310	20-763-XP	314
20-505-XP	328	20-700	190, 310, 321,	20-765	112, 295
20-506	311	20-700-XP	190, 310, 321	20-765-XP	112
20-506-XP	311	20-701	190, 310	20-765-XP	295
20-508	311	20-701-XP	190, 310	20-766	315
20-508-XP	311	20-705	328	20-766-XP	315
20-509	322	20-705-XP	328	20-771	314
20-509-XP	322	20-706	311	20-771-XP	314
20-510	322	20-706-XP	311	20-772	297
20-510-XP	322	20-708	311	20-772-XP	297
20-515	190, 310	20-708-XP	311	20-774	297
20-515-XP	190, 310	20-709	322	20-774-XP	297

# INDEX

Part Number	Page Number	Part Number	Page Number	Part Number	Page Number
20-776	314	24-561	321	30-140	314
20-776-XP	314	24-561-XP	321	33-005	335
20-782	314	24-562	321	33-007	327, 327, 335
20-782-XP	314	24-562-XP	321	33-058	335
20-783	314	24-563	321	33-059-149	335
20-783-XP	314	24-563-XP	321	33-059	335
20-787	190, 206, 215, 310	24-564	321	33-060	326, 335
20-787-XP	190	24-564-XP	321	33-065	335
20-787-XP	215, 310	24-565	321	33-080	326, 335
20-789	312	24-565-XP	321	33-081	326, 335
20-789-XP	312	24-567	312	33-119	292, 294, 295, 296, 297, 306, 321, 326, 335
20-793	190, 206, 215	24-567-XP	312	33-133	335
20-793	310	24-569	250, 302	33-134	293
20-793-XP	190, 215, 310	24-569-XP	250, 302	33-136	292, 293, 294, 295, 296, 306, 321, 326, 335
20-798	314	24-570	302	33-137	292, 293, 294, 295, 296, 297, 321, 326, 330, 335
20-798-XP	314, 314	24-570-XP	302	33-138	292, 293, 294, 295, 296, 297, 321, 326, 330, 335
20-854	293	20-729	240	33-139	335
20-854-XP	293	20-729-XP	240	33-154	292, 293, 294, 295, 296, 297, 307, 321, 326, 335
21-002	69, 95, 240, 292, 294	24-761	321	33-160	335
21-002-122	69, 240, 292	24-761-XP	321	33-162	327, 335
21-003	69, 240, 292	24-762	321	33-163	327, 335
21-003-098	294	24-762-XP	321	33-167	306, 335
21-003-168	69, 240, 292	24-763	321	33-186	306, 335
21-020	83, 294, 321	24-763-XP	321	33-216	292, 295, 335
21-021	83, 294	24-764	321	33-221	292, 293, 294, 295, 296, 297, 307, 321, 326, 335
21-059	250, 270, 296	24-764-XP	321	33-222	326, 335
22-001	122, 240, 302	24-765	321	33-223	326, 335
22-003	133, 300	24-765-XP	321	33-224	327, 335
22-004	133, 300	24-767	312	33-225	327, 335
22-017	302	24-767-XP	312	33-231	327, 335
22-018	302	24-769	250, 302	33-232	326, 335
22-019	302	24-769-XP	250, 302	33-233	330, 335
22-020	302	24-770	302	33-234	330, 335
22-061	303	24-770-XP	302	33-235	292, 294, 295, 335
22-062	303	24647307 605	210	33-236	335
22-069	300	24647315 606	210	33-616	330, 335
22-081	250, 302	24647323 609	210	33-806	330, 335
22-082	302	24647356 619	210	34-001	332
22-093	226	24647364 625	210	34-002	332
22-645	133, 300	24647380 629	210	34-003	332
22-646	133, 300	24647398 316	210	34-004	332
23-000	112, 295	26-021	190, 310, 318	34-005	332
23-001	95, 294	26-023	312, 318	34-006	332
23-002	95	26-064	314	34-007	332
23-002-098	95	26-072	311	34-058	332
23-003	294	26-073	311	34-101	332
23-013	293, 295, 321	26-091	314	34-102	332
23-014	295	26-094	314	34-103	332
23-030	324	26-098	315	34-202	332
23-030-ICX	358	30-001	190, 215, 310, 318	34-203	332
23-031	324	30-002	190, 310, 318	34-204	332
23-065	112, 295	30-004	318, 312	34-205	332
23-118	293	30-005	312, 318	34-206	332
24-022	326	30-007	314	34-207	332
24-031	321	30-008	314	34-208	332
24-032	321	30-010	314	34-209	332
24-033	321	30-016	314	34-300	332
24-034	321	30-021	190, 215, 310, 318	34-301	332
24-035	321	30-022	190, 310, 318	34-302	332
24-123	327	30-030	314		
24-127	326	30-032	314		
24-139	326	30-120	324		
24-147	327	30-121	324		
20-529	240	30-137	314		
20-529-XP	240	30-138	314		

<b>Part Number</b>	<b>Page Number</b>	<b>Part Number</b>	<b>Page Number</b>	<b>Part Number</b>	<b>Page Number</b>
34-303	332	35-056	342	36-071	304
34-304	332	35-057	354	36-072	304
34-305	332	35-076	342	36-079-037	290
34-306	332	35-077	342	36-079	319
34-307	332	35-079	342	36-080	186
34-308	332	35-097	354	36-082	319
34-309	332	35-100	342	36-083	319
34-401	332, 401	35-101	342	36-085	304
34-800	333	35-102	342	36-086	301, 303, 304
34-801	333	35-104	354	37-001	67, 81, 93, 110, 239
34-802	333	35-110	354	37-015	169, 181
34-803	333	35-111	354	37-016	130, 131, 141, 142, 143, 119
34-804	333	35-115	348	38-017	119
34-805	333	35-115-XP	349	38-018	68, 94, 269
34-806	333	35-116	348	38-031	119, 131
34-807	333	35-116-XP	349	38-032	119
34-808	333	35-130	342	38-033	328
34-809	333	35-131	342	38-034	130, 143
34-902	333	35-135-C	362	38-070	313
34-903	333	35-138	352	38-090	188
34-904	333	35-138-XP	353	38-091	188
34-905	333	35-140	342	38-092	188
34-906	333	35-141	342	38-093	188
34-907	333	35-143	342	38-094	188
34-908	333	35-144	342	38-095	188
34-909	333	35-157	348	39-029	408
34-910	333	35-157-XP	349	39-030	65, 80, 92, 108, 119, 130, 142, 248, 249, 268
34-911	333	35-158	348	39-034	188
34-912	333	35-158-XP	349	39-042	186, 408
34-913	333	35-159	348	39-234	188
34-914	333	35-159-XP	349	40-015	400, 402
34-915	333	35-199	352	40-017	400
34-916	333	35-199-XP	353	40-026	399, 400
34-917	333	35-215	352	40-029	399, 400, 402
34-918	333	35-215-XP	353	40-030	399, 400, 402
34-919	333	35-216	352	40-031	399, 400, 402
34-950	333	35-216-XP	353	40-032	99, 400, 402
34-952	333	35-218	352	40-035	400, 402
35-000	354	35-218-XP	353	40-049	400
35-001	354	35-223	355	40-050	400
35-002	344	35-224	355	40-054	401
35-003	344	35-227	355	40-060	350, 352
35-004	350	35-228	355	40-060-XP	351, 353
35-004-XP	351	35-229	355	40-061	348
35-005	350	35-250	354	40-061-XP	349
35-005-XP	351	35-251	354	40-062	348
35-006	350	35-264	347	40-062-XP	349
35-006-XP	351	35-267	346	40-065	348
35-007	344	35-268	346	40-065-XP	349
35-008	354	35-269	346	40-066	397
35-009	344	35-270	346	40-070	396
35-012	350	35-271	346	40-071	398
35-012-XP	351	35-272	346	40-074	397
35-013	350	35-273	352	40-075	397
35-013-XP	351	35-273-XP	353	40-097	401
35-015	344	35-289	354	40-099	397
35-016	344	35-310	345	40-104	397
35-019	350	35-401	345	40-112	400
35-019-XP	351	36-031	394	40-119	396
35-021	345	36-056	236, 248	40-128	398
35-039	354	36-066	304, 323	40-129	398
35-052	348	36-067	304	40-132	396
35-052-XP	349	36-068	304	40-133	396
35-053	348	36-069	304	40-134	396
35-053-XP	349	36-070	304		

# INDEX

Part Number	Page Number	Part Number	Page Number	Part Number	Page Number
40-147	402	44-110	404, 405	48-113	354
40-148	402	44-111	404, 405	48-115	348
40-149	399	44-112	404, 405	48-115-XP	349
40-152	399, 400	44-113	404, 405	48-116	348
40-153	399, 400	44-115	404, 405	48-116-XP	349
40-158	399, 400	44-119	404, 405	48-130	343
40-160	403	44-120	404, 405	48-131	343
40-161	403	44-121	404, 405	48-140	343
40-162	403	44-132	404, 405	48-141	343
40-163	403	44-133	404, 405	48-143	343
40-164	403	44-157	404, 405	48-144	343
40-165	403	44-161	404, 405	48-157	348
40-166	403	44-162	404, 405	48-157-XP	349
40-167	403	47-413	297	48-158	348
40-168	403	47-414	297	48-158-XP	349
40-169	403	47-542	297	48-159	348
40-170	403	47-542-XP	297	48-159-XP	349
40-171	398	47-543	297	48-171	348
40-172	398	47-543-XP	297	48-171-XP	349
40-173	398	47-743	297	48-172	348
40-175	400, 402	47-743-XP	297	48-172-XP	349
40-176	400, 402	47-744	297	48-199	352
40-177	400, 402	47-744-XP	297	48-199-XP	353
40-179	402, 400	48-000	354	48-215	352
40-181	398	48-001	354	48-215-XP	353
40-223	401	48-002	344	48-216	352
40-224	408	48-003	344	48-216-XP	353
40-226	399, 400	48-004	350	48-218	352
40-227	399, 400	48-004-XP	351	48-218-XP	353
40-228	399, 400	48-005	350	48-223	355
40-300	107	48-005-XP	351	48-224	355
40-301	107	48-006	350	48-227	355
40-302	107	48-006-XP	351	48-228	355
40-303	107	48-007	344	48-229	355
40-304	107	48-008	354	48-264	347
40-305	107	48-009	344	48-267	346
40-306	107	48-012	350	48-268	346
40-307	107	48-012-XP	351	48-269	346
40-308	107	48-013	344	48-270	346
40-309	107	48-014	352	48-271	346
40-310	107	48-014-XP	353	48-272	346
40-311	107	48-015	344	48-273	352
40-312	107	48-016	344	48-273-XP	353
40-313	107	48-019	350	48-289	354
40-314	107	48-019-XP	351	48-310	359
40-315	107	48-020	350	48-311	359
40-316	107	48-020-XP	351	48-400	347
40-317	107	48-021	345	48-401	345
40-325	107	48-034	346	49-000	347
40-326	107	48-039	354	49-002	344
40-327	107	48-052	348	49-003	344
40-328	107	48-052-XP	349	49-004	350
40-329	107	48-053	348	49-004-XP	351
40-330	107	48-053-XP	349	49-005	350
40-331	107	48-056	343	49-005-XP	351
40-332	107	48-056-ICX	358	49-007	344
41-005	61, 63, 65, 77, 80, 89, 91, 92, 103, 105, 108	48-076	343	49-009	344
44-070	404, 405	48-077	343	49-012	350
44-104	404, 405	48-079	343	49-012-XP	351
44-105	404, 405	48-097	354	49-015	344
44-106	404, 405	48-100	343, 361	49-016	344
44-107	404, 405	48-101	343	49-020	350
44-108	404, 405	48-101-ICX	358	49-020-XP	351
44-109	404, 405	48-102	343	49-021	345
		48-104	354	49-022	345

<b>Part Number</b>	<b>Page Number</b>	<b>Part Number</b>	<b>Page Number</b>	<b>Part Number</b>	<b>Page Number</b>
49-023	352	50-214	364	80-113	317
49-023-XP	353	50-215	364	80-115	316
49-052	348	50-216	357	80-116	323
49-052-XP	349	50-217	356	80-129	323
49-053	348	50-219	356	80-131	316
49-053-XP	349	50-220	356	80-132	316
49-056	343	50-221	356	80-133	317
49-076	343	50-223	361	80-134	316
49-077	343	50-224	361	80-135	317
49-079	343	50-227	364	80-138	316
49-100	343, 361	50-228	364	80-159	323
49-101	343	50-229	356	80-301	316
49-102	343	50-230	362	80-302	316
49-115	348	50-231	358, 359	80-303	317
49-115-XP	349	50-232	364	80-304	316
49-116	348	50-233	356	80-305	317
49-116-XP	349	50-600	363	80-308	316
49-130	343	50-700	363	80-329	323
49-131	343	51-021	79	8AT	106
49-140	343	51-022	79	8RO	106
49-141	343	51-023	79	8SP	106
49-143*	343	51-024	79	8TR	106
49-144**	343	51-025	79	021415	400
49-157	348	51-026	79	820406	284
49-157-XP	349	51-037	81	850410	283
49-158	348	51-038	81	855156	283
49-158-XP	349	51-039	81	994800	284
49-171	348	51-040	81	994862	284
49-171-XP	349	51-041	81	999201	284
49-172	348	60-000	364	999218	284
49-172-XP	349	60-001	364	999225	284
49-199	352	61-500	133	999232	283
49-199-XP	353	61-501	133	999249	284
49-215	352	61-502	133	999256	284
49-215-XP	353	61-503	133	999263	284
49-223	355	61-504	133	999270	284
49-224	355	61-505	133	999461	275, 284
49-227	355	61-506	133	999478	275, 284
49-228	355	61-507	133	23446339	324
49-229	355	61-509	131, 354	23446347	325
49-264	347	61-510	131, 354	23538077	298
49-267	346	68-001 xxx	268	23538085	293
49-268	346	68-001	248	24002693	400
49-269	346	68-002 xxx	268	24071920	109
49-270	346	68-003	248, 268	24085037	111
49-271	346	68-004	248, 268	24085060	111
49-272	346	68-011 xxx	268	24088544	111
49-273	352	68-012 xxx	268	24088551	111
49-273-XP	353	68-013 xxx	268	24302960	214
49-355	347	6XB11-825	328	24341463	111
49-356	345	80-033	325	24341471	400
49-400	347	80-035	359	24483760	110
49-401	345	80-036	325	24511081	214
50-001	360	80-037	325	24616914	213
50-002	357	80-043	325	24616922	214
50-003	356	80-101	316	24616930	214
50-009	361	80-102	316	24624892	214
50-010	361	80-103	317	24625642	214
50-110	401	80-104	316	24625667	214
50-120	363	80-105	317	24625717	214
50-121	363	80-108	316	24641714	214
50-122	363	80-109	316	24647265	213
50-123	363	80-110	316	24653917	214
50-210	360	80-111	317	24653925	214
50-211	360	80-112	316	24664997	213



# INDEX

Part Number	Page Number
24665002.....	213
24683542.....	214
24691750.....	213
24691768.....	213
24691776.....	213
24691784.....	213
24750408.....	213
24756504.....	213
24759599.....	213
24759623.....	213
24759656.....	213
24759664.....	213
24792558.....	213
24865057.....	214
24869893.....	214
24869901.....	214
46929456.....	325
48968887.....	213
49001704.....	214

## A

A100-045.....	337
A100-046.....	337
A100-047.....	337
A100-048.....	337
A100-049.....	337
A100-050.....	327
A100-051.....	330, 337
A100-052.....	326
A100-053.....	82
A100-054.....	82
A201-330.....	68
A201-370.....	68, 82, 238
A201-377.....	68
A201-399.....	68
A201-406.....	68
A201-558.....	65
A201-683.....	327
A201-684.....	68
A201-688.....	68
A201-690.....	326, 337
A201-691.....	337
A201-811.....	69
A201-812.....	69
A201-814.....	69
A201-848.....	337
A201-849.....	327
A201-934.....	298
A301-043.....	327
A301-337.....	292, 298
A301-338.....	292, 326, 327, 298
A301-339.....	292, 298
A301-386.....	68, 238
A301-387.....	68, 238
A301-391.....	68
A301-402.....	68, 82, 238
A301-403.....	68
A301-404.....	68
A301-405.....	68
A301-406.....	68
A301-409.....	68
A301-410.....	68

Part Number	Page Number
A500-001.....	68
A500-002.....	68
A501-161.....	69
A501-167.....	68, 82, 94
A501-171.....	83, 95, 112
A501-305.....	68, 82, 238
A501-311.....	82
A501-498.....	68
A501-499.....	68
A501-565.....	67, 81, 93, 110, 119, 131, 143, 239
A501-566.....	67, 81, 93, 110, 119, 131, 143, 239
A501-567.....	67, 81, 93, 239
A501-615.....	68, 82, 238
A501-633.....	68
A501-693.....	292, 298
A501-710.....	68, 238
A501-721.....	68, 82
A501-746.....	83, 95
A501-766.....	65
A501-767.....	68
A501-768.....	68
A501-769.....	69
A501-770.....	69
A501-783.....	327
A501-791.....	68, 82
A501-818.....	69, 239
A501-874.....	68, 82
A501-878.....	131, 239, 269
A501-878.....	67, 81, 93
A501-901.....	68, 82, 238
A501-941.....	65, 236
A501-945.....	226
A501-991.....	292, 298
A508-399.....	68, 238
A508-597.....	68, 82, 238
A508-598.....	68, 238
A508-600.....	68, 238
A508-605.....	68, 238
A508-606.....	298
A508-614.....	298
A508-640.....	68
A508-641.....	68
A508-649.....	69
A508-650.....	69
A508-652.....	321
A508-653.....	292
A508-653.....	292, 293, 294, 295, 296, 306, 326, 336
A508-653.....	292, 294, 330, 337
A508-654.....	293
A508-655.....	292, 293, 294, 295, 296, 306, 307, 321, 326, 336, 337
A590-158.....	68, 82, 238
A590-159.....	68, 82, 238
A590-180.....	68, 82
A590-181.....	68, 82, 238
A700-003.....	82
A700-004.....	82
A700-014.....	82
A700-015.....	82
A700-016.....	82
A700-017.....	68, 82

Part Number	Page Number
A700-021.....	79
A700-023.....	294, 298
A700-028.....	81
A700-029.....	81
A700-030.....	81
A700-031.....	294, 298, 321
A700-032.....	83
A700-033.....	81
A700-034.....	81
A700-036.....	82
A700-039.....	79
A700-041.....	79
A700-043.....	81
A700-044.....	79
A700-045.....	79
A700-046.....	82
A700-047.....	79, 82
A700-048.....	81
A700-049.....	81
A700-050.....	81
A700-051.....	81
A700-052.....	79
A700-056.....	82
A700-057.....	82
A710-001.....	82
A710-004.....	82
A710-007.....	82
A710-008.....	82
A710-020.....	82

## B

B202-267.....	304
B202-269.....	304, 305
B202-328.....	323
B202-339.....	328
B202-369.....	304, 305
B202-370.....	304, 305, 309
B202-453.....	304, 305, 309
B202-509.....	121
B202-517.....	83, 95, 112, 122, 260
B202-557.....	304, 309
B202-558.....	304, 305
B202-560.....	122
B202-578.....	226
B202-580.....	304, 305
B202-671.....	119
B202-672.....	119
B202-824.....	302
B202-825.....	302
B202-957.....	304
B220-001.....	323
B220-006.....	337
B220-032.....	304, 309
B220-036.....	304
B220-043.....	122
B220-050.....	290, 317
B220-117.....	337
B220-280.....	337
B220-282.....	337
B220-284.....	337
B300-108.....	301
B302-041.....	130



<b>Part Number</b>	<b>Page Number</b>
B302-043	301
B302-045	130
B502-191	313, 320, 329
B502-200	323
B502-209	323
B502-292	313
B502-310-604	323
B502-380	313
B502-468	313, 330
B502-486	328
B502-711	119
B502-815	119
B502-873	226
B502-899	323
B502-907	320
B502-942	313, 330
B502-943	313
B502-944	313
B502-945	313
B502-946	328
B502-948	313, 320, 329
B502-949	304
B502-998	250
B502-999	304, 305
B520-086	120
B520-087	120
B520-153	323
B520-223	329
B520-233	329
B520-235	303
B520-236	304, 305
B520-237	304, 305
B520-240	303, 309
B520-242	304, 305
B520-243	304, 305
B520-253	329
B520-254	313, 320
B520-256	329
B520-267	120
B520-268	120
B520-269	120
B520-271	120
B520-295	320
B520-296	329
B520-298	132, 302, 308
B520-309	329
B520-329	329
B520-360	329
B520-361	323
B520-366	329
B520-367	329
B520-375	304
B520-378	315, 317
B520-407	327
B520-408	327
B520-409	327
B520-483	317
B520-484	317
B520-541	301, 303, 304
B520-648	301
B520-649	131
B520-650	131
B520-662	132
B520-663	132
B520-685	303

<b>Part Number</b>	<b>Page Number</b>
B520-690	313, 336
B520-691	313, 336
B520-692	313, 336
B520-693	313, 336
B520-698	315, 320
B520-721	336
B520-722	336
B520-723	336
B520-724	336
B520-725	336
B520-726	336
B520-727	336
B520-728	328
B520-729	328
B520-730	329
B520-731	329
B520-732	329
B520-733	329
B520-734	329
B520-735	329
B520-736	329
B520-737	329
B520-738	320
B520-739	320
B520-740	320
B520-741	320
B520-743	313
B520-744	313
B530-254	329
B590-295	313
B590-298	336
B590-299	336
B590-443	304
B600-070	308
B600-089	309
B600-017	143
B600-018	130, 143
B600-029	301, 303, 309
B600-032	303
B600-041	303
B600-047	132
B600-048	132
B600-053	132
B600-066	132
B600-071	301, 303
B600-078	132
B600-089	308
B600-090	308
B600-092	301, 308
B600-100	132
B600-101	132
B600-106	301, 309
B600-107	301, 309, 323
B600-108	301, 309
B610-014	301, 309
B610-024	308
B610-025	308
B610-028	301, 309
B610-031	301, 309
B610-032	301, 309
B610-035	143
B610-040	301, 309
B610-041	301, 308, 309
B610-042	308
B610-043	308

<b>Part Number</b>	<b>Page Number</b>
B610-044	308
B610-045	308
B610-046	308
B610-049	144
B610-050	144
B610-051	144
B610-053	144
B610-054	144
B610-055	144
B610-056	144
B610-059	145
B610-061	145
B610-062	145
B610-063	145
B610-064	145
B610-065	145
B610-066	144, 145
B610-071	308
B610-082	306, 307, 308
B610-083	306, 307, 308
B610-084	306, 307, 308
B610-085	306, 307, 308
B610-086	306, 307, 308
B610-203	301
B610-204	301, 309
B610-205	301, 309
B610-281	301, 309

**C**

C100-059	94
C100-062	94
C102-522	93
C102-524	93
C102-540	94
C102-541	93
C102-542	93
C102-570	93
C102-572	93
C102-837	94
C102-840	94
C203-034	94
C203-311	69, 83, 95, 112, 123, 146, 251, 271
C203-312	69, 83, 95, 112, 123, 146, 271
C203-376	94
C203-390	94
C203-391	94
C203-411	94
C203-726	330, 337
C203-733	94
C203-736	83, 95, 112, 189
C203-858	94
C203-947	94
C203-948	94
C303-006	94
C303-007	95
C303-028	95
C303-029	83
C303-400	94
C303-421	83
C303-437	327

# INDEX

PARTS INDEX

Part Number	Page Number
C303-438	83
C303-439	94
C503-008	68, 94, 238
C503-019	94, 111
C503-113	332
C503-115	324, 332
C503-116	332
C503-118	324, 332
C503-308	82, 94
C503-314	94
C503-324	94
C503-331	111
C503-334	94
C503-335	94
C503-339	94
C503-346	330
C503-359	94
C503-360	94
C503-361	94
C503-362	94
C503-368	94
C503-371	94
C503-400	94
C503-403	92
C503-746	92
C503-767	292, 298
C503-768	94
C503-775	92
C503-940	92
C503-965	94
C504-114	333
C504-116	333
C603-098	308
C603-195	298
C603-256	69, 83, 95, 112, 120, 144, 269
C603-262	92
C603-500	94
C603-524	298
C603-569	92
C603-623	119, 259
C603-827	324, 332
C603-897	69, 83, 95, 112, 120, 132, 144, 250, 269
C603-936	333
C603-950	332
C603-951	332
C603-952	332
C603-956	324
C603-964	324
C603-967	324
C604-050	330
C604-051	330
C604-052	330
C604-053	330
C604-088	330
C604-089	330
C604-106	298
C604-107	298
C604-144	298
C604-187	94, 111
C604-188	94, 111
C604-191	94, 111
C604-204	94
C604-205	94

Part Number	Page Number
C604-226	330
C604-234	330
C604-243	293, 295, 298, 321, 327
C604-268	330
C604-269	330
C604-271	330
C604-273	82, 94
C604-307	65, 236
C604-333	92
C604-334	315
C604-340	111
C604-348	298
C604-354	82
C604-362	298
C604-368	298
C604-369	298
C604-371	298
C604-372	298
C604-381	79
C604-395	83
C604-400	82
C604-402	79
C604-419	330
C607-062	327
CL-ETSI	394
CL10-301	299, 394
CL10-350	394
CL10-352	394
CL10-354	393, 394
CL10-355	393
CL10-360	394
CL10-360	299, 394
CL10-361	299
CL10-362	299, 394
CL100PB	390
CL154PB	390
CL154PB-XP	390
CL174PB	390
CL174PB-XP	390
CL200PB	390
CL254PB	390
CL254PB-XP	390
CL274PB	390
CL274PB-XP	390
CL720-3-1	394
CL720-3-2	394
CL720-3-3	394
CL720-3-4	394
CL720-3-5	394
CL720G	392
CL721G	392
CL725-1	394
CL725-SP	394
CL725G	392
CL728G	392
CL729G	392
CL729S-2	394
CL729S-3	394
CL771G	392
CL774R	391
CL774R-XP	391
CL775-SP	394
CL775G	392
CL777R	391
CL7788-PA-D	394

Part Number	Page Number
CL874R	391
CL874R-XP	391
CL888R	391
CL920R	391
CL929R	391
CL974R	391
CL974R-XP	391
CLTR78	394
CON-12	191, 216
CON-12P	191, 216
CON-192	191, 216
CON-192P	191, 216
CON-26	191, 216
CON-26P	191, 216
CON-32	191, 216
CON-32P	191, 216
CON-38	191, 216
CON-38P	191, 216
CON-44	191, 216
CON-44P	191, 216
CON-50	191, 216
CON-50P	191, 216
CON-6	191, 216
CON-6P	191, 216
CON-6W	191, 216
CON-KIT	191, 216

## D

D500-000	79, 108
----------	---------

## E

E205-204	304, 305
E505-315	239
E505-366	239

## F

F206-493	226
F206-494	226
F206-496	226
F506-237	269
F506-278	269
F506-359	132
F506-864	226
F506-867	250
F506-878	226
F605-038	299

## G

G105-023	238
G105-209	238
G105-249	238

<b>Part Number</b>	<b>Page Number</b>
G506-815 .....	67, 81, 93, 239, 250, 269
G570-232 .....	68, 238

**J**

J250-028 .....	132, 141
----------------	----------

**K**

K110-020 .....	189
K110-020 xx .....	210
K110-480 316 .....	336
K110-480 605 .....	336
K110-480 606 .....	336
K110-480 609 .....	336
K110-480 612 .....	336
K110-480 613 .....	336
K110-480 619 .....	336
K110-480 625 .....	336
K110-480 626 .....	336
K110-480 629 .....	336
K110-480 630 .....	336
K110-550 .....	186
K110-947 .....	189
K510-045 .....	332
K510-053 .....	181
K510-066 .....	63, 66, 77, 80, 91, 93, 105, 109, 119, 142, 181, 259, 267, 268
K510-320 .....	182, 186, 211
K510-389 .....	184, 212
K510-390 .....	184, 212
K510-434 .....	332
K510-474 .....	315
K510-680 .....	315, 317, 320
K510-711 .....	315, 317
K510-730 .....	315, 317, 329, 320
K510-842 .....	186
KC215A130 .....	277
KC215B130 .....	277
KC215E220 .....	275
KS11D1200 .....	277
KS11F1200 .....	277
KS21D1200 .....	277
KS21F1200 .....	277
KS23D2200 .....	274, 276
KS23D2300 .....	275
KS23F2200 .....	274, 276
KS23F2300 .....	275
KS41D1200 .....	277
KS41F1200 .....	277
KS43D2200 .....	274, 276
KS43D2300 .....	275
KS43D3200 .....	274, 278
KS43F2200 .....	274, 276
KS43F2300 .....	275
KS43F3200 .....	274, 278
KS72F2300 .....	275
KZ11A10 .....	281
KZ11A20 .....	281
KZ11D10 .....	281
KZ11D20 .....	281
KZ11F10 .....	281

<b>Part Number</b>	<b>Page Number</b>
KZ11F20 .....	281
KZ11F40 .....	281
KZ11G10 .....	281
KZ11G20 .....	281
KZ11G40 .....	281
KZ12D10 .....	281
KZ12D20 .....	281
KZ12D40 .....	281
KZ12F40 .....	281
KZ12G10 .....	281
KZ12G20 .....	281
KZ12G40 .....	281
KZ13D10 .....	281
KZ13D20 .....	281
KZ13D40 .....	281
KZ13F10 .....	281
KZ13F20 .....	281
KZ13F40 .....	281
KZ200AL .....	279
KZ31CA1 .....	282
KZ31CB1 .....	279
KZ31CC1 .....	282
KZ31CDO .....	282
KZ31DA0 .....	279
KZ32BBO .....	282, 299
KZ32CA1 .....	282
KZ32CB1 .....	279
KZ32CCO .....	282
KZ32DAO .....	279, 299
KZ33DCO .....	299
KZ34CAO .....	299
KZ34DAO .....	282, 299
KZ34EDO .....	282, 299
KZ35AA1 .....	282
KZ35AA2 .....	282
KZ35AA3 .....	282
KZ35AB1 .....	282
KZ35AC1 .....	282
KZ37000 .....	282
KZ38BA1 .....	282, 299
KZ38BA2 .....	299
KZ390AL .....	279, 401

**L**

L283-003 .....	186
L283-004 .....	186
L283-006 .....	186
L283-008 .....	186
L283-010 .....	186
L283-029 .....	186
L283-030 .....	186, 214
L283-031 .....	186, 214, 260
L283-039 .....	185
L283-040 .....	186, 214
L283-049 .....	186
L283-055 .....	186, 214
L283-056 19 .....	182, 211
L283-056 23 .....	182, 211
L283-056 25 .....	182, 211
L283-056 31 .....	182, 211
L283-056 37 .....	182, 211
L283-056 43 .....	182, 211

<b>Part Number</b>	<b>Page Number</b>
L283-056 48 .....	182, 211
L283-057 .....	186
L283-060 .....	184, 212
L283-061 .....	184, 212
L283-062 .....	185
L283-064 .....	184, 212
L283-065 .....	184, 212
L283-075 .....	186
L283-099 .....	185
L283-100 .....	189
L283-101 .....	189
L283-112 .....	186
L283-121 .....	189
L283-122 .....	189
L283-123 .....	189
L283-124 19 .....	182, 211
L283-124 23 .....	182, 211
L283-124 25 .....	182, 211
L283-124 31 .....	182, 211
L283-124 37 .....	182, 211
L283-124 43 .....	182, 211
L283-124 48 .....	182, 211
L283-126 .....	185
L283-127 .....	186
L283-128 .....	186
L283-131 .....	185
L283-132 .....	185
L283-133 .....	185
L283-134 .....	185
L283-137 .....	185
L283-138 .....	185
L283-139 .....	185
L283-140 .....	185
L283-141 .....	185
L283-144 .....	185
L283-145 .....	185
L283-146 .....	185
L283-150 .....	186, 214
L283-170 .....	185
L283-171 .....	185
L283-172 .....	185
L283-173 .....	185
L283-176 .....	185
L283-177 .....	185
L283-178 .....	185
L283-180 .....	185
L283-181 .....	185
L283-182 .....	185
L283-198 .....	184, 212
L283-199 .....	184, 212
L283-310 .....	185
L283-311 .....	185
L283-314 .....	185
L283-316 .....	185
L283-317 .....	185
L283-340 .....	260
L283-341 .....	260
L283-344 .....	214
L283-347 .....	185
L283-378 .....	260
L283-395 .....	185
L283-412 .....	178
L283-413 .....	183
L283-414 .....	183
L283-415 .....	183

# INDEX

Part Number	Page Number
L283-416	183
L283-417	183
L283-418	183
L283-419	183
L283-420	183
L283-421	183
L283-422	183
L283-423	183
L283-424	183
L283-425	183
L283-426	183
L283-427	183
L283-428	183
L283-429	183
L283-430	183
L283-431	183
L283-432	183
L283-433	183
L283-434	183
L283-435	183
L283-436	183
L283-437	183
L283-438	183
L283-439	183
L283-440	183
L283-441	183
L283-442	183
L283-443	183
L283-444	183
L283-445	183
L283-446	183
L283-447	183
L283-448	183
L283-450	178
L283-452	186
L283-680	214
L283-711	172, 208
L283-712	172, 208
L283-713	172, 208
L283-714	172, 208
L283-721	172, 208
L283-722	172, 208
L283-723	172, 208
L283-724	172, 208
L460P	167
L462P	167
L463P	167
L464P	167
L480	167
L496P	167
L583-004	186
L583-015	186, 214
L583-019	186, 214
L583-020	186, 214
L583-021	186, 214
L583-022	186, 214
L583-023	186, 214
L583-024	186, 214
L583-025	186, 214
L583-026	186
L583-027	186
L583-028	186
L583-029	186, 214
L583-030	186
L583-031	186

Part Number	Page Number
L583-035	186
L583-038	186
L583-043	186
L583-044	186
L583-045	186, 214
L583-047	186
L583-048	186, 214
L583-049	186
L583-050	186, 214
L583-051	186
L583-053	186
L583-056	186
L583-057	186
L583-058	186
L583-063	186
L583-064	186
L583-065	187
L583-066	187, 214
L583-119	184, 212
L583-120	184, 212
L583-121	184, 212
L583-122	184, 212
L583-123	184, 212
L583-133	83, 112, 184, 212
L583-153	313, 320
L583-156	187
L583-174	187
L583-187	179, 209
L583-192	187
L583-195	319
L583-196	187
L583-197	313
L583-198	313
L583-200	315
L583-211	184, 212
L583-212	184, 212
L583-213	184, 212
L583-214	184, 212
L583-215	184, 212
L583-216	184, 212
L583-217	184, 212
L583-218	184, 212
L583-219	184, 212
L583-233	182, 211
L583-233-458	354
L583-245	211
L583-254	313, 320
L583-255	315, 317, 320
L583-286	187
L583-287	184, 212
L583-290	187
L583-291	187
L583-321	187
L583-322	187
L583-363	182, 183
L583-363	208, 211
L583-375	211
L583-426	187
L583-427	187
L583-446	290, 313
L583-447	290, 313
L583-454	111, 187, 214
L583-468	187
L583-474	190, 215, 290, 313, 320
L583-475	190, 215, 290, 313, 320

Part Number	Page Number
L583-476	190, 290, 313, 320, 330
L583-477	190, 290, 313, 320
L583-481	187
L583-485	187, 214
L583-490	187, 214
L583-492	187
L583-494	187
L583-496	187
L583-497	184, 212
L583-498	184, 212
L583-499	184, 212
L583-500	184, 212
L583-501	184, 212
L583-502	184, 212
L583-503	184, 212
L583-504	184, 212
L583-584	260
L583-638	320
L583-639	320
L583-682	260
L583-684	260
L583-685	260
L583-705	183
L583-708	260
L583-709	183
L583-710	183
L583-711	183
L583-712	183
L583-739	183
L9010B	174
L9040B	174
L9050LB	174
L9056LB	174
L9070LB	174
L9080LB	174
L9082LB	174
L9090LB	174
L9091LB	174
L9453LB	174
L9456LB	174
L9460P	167
L9462P	167
L9463P	167
L9464P	167
L9465LB	174
L9473LB	174
L9480LB	174
L9485LB	174
LV9040B	174
LV9050LB	174
LV9056LB	174
LV9070LB	174
LV9080LB	174
LV9082LB	174
LV9453LB	174
LV9456LB	174
LV9480LB	174
LV9485LB	174

## M

M204-152	359
M204-168	397

Part Number	Page Number
M204-198	400
M204-200	397
M204-201	397
M504-271	354, 400
M504-306	400
M504-347	400
M504-413	400
M504-424	400
M504-425	400
M504-426	400
M504-427	400
M504-428	400
M504-497	402
M504-548	397
M540-000	397
M540-051	397
M540-056	397
MS-J175	362

**N**

N123-007	111
N123-008	111
N123-009	111
N123-010	111
N123-011	111
N123-012	111
N123-013	111
N123-017	109
N123-020	112
N123-021	110
N123-022	110
N123-028	109
N123-032	110
N123-034	109
N123-035	109
N123-040	112
N123-043	110
N123-045	111
N123-054	111
N123-055	111
N123-056	110
N123-057	110
N123-059	111
N123-062	106
N523-218	110
N523-222	110
N523-224	110
N523-225	110
N523-221	110
N523-223	110
N123-076	111
N123-097	111
N223-062	111
N223-063	111
N223-066	111
N523-000	109
N523-001	109
N523-002	108
N523-013	111
N523-019	111
N523-020	111
N523-021	112

Part Number	Page Number
N523-022	295, 298, 326
N523-023	298
N523-025	111
N523-041	111
N523-054	111
N523-055	111
N523-056	111
N523-057	111
N523-063	111
N523-064	111
N523-065	111
N523-066	111
N523-067	111
N523-069	111
N523-091	108
N523-091	325
N523-092	112
N523-105	111
N523-108	400
N523-123	298
N523-124	109
N523-127	108
N523-131	111
N523-135	111
N523-146	109
N523-147	109
N523-148	109
N523-149	111
N523-194	111
N623-017	111
N623-030	111

**P**

P513-023	401
P513-024	401
PL1001J	274
PL1002J	274
PL1003J	274
PL2001J	274
PL2002J	274
PL2003J	274
PL3001J	274
PL3002J	274
PL4001J	274
PL4002J	274
PL4003J	274

**Q**

Q330-165	321
Q330-252	321

**R**

R525-256	132
----------	-----

Part Number	Page Number
<b>S</b>	
S206-501	226
S206-502	226
S206-504	226
S206-515	226
S206-516	226
S206-517	226
S206-518	226
S306-135	303
S306-151	252
S306-180	269
S306-182	269
S306-183	269
S605-192	296, 299
S605-228	298
S605-228	299
S605-231	296, 298
S605-241	248, 268
S605-242	248, 268
S605-289	250
S605-297	250
SM01-210	365
SM01-391	365
SM01-392	365

**T**

THP-021	260
THP-022	260
THP-8201-CH	259
THP-8201-F-CH	259
THP-8219-CH	259
THP-8219-F-CH	259
THP-8301-CH	259
THP-8301-F-CH	259
THP-8319-CH	259
THP-8319-F-CH	259
THP-S88806-IR	260
TR200A	394
TR201	394
TR202	394
TR203	394

**X**

XA10-594	299
XA11-297	64, 78
XB03-232	393
XB03-232P	393
XB03-418	331
XB04-618	331
XB06-530	393
XB06-530P	393
XB09-195	331
XB09-795	331
XB11-475	331
XB11-638	331
XB11-720	173, 189
XB11-789	331
XB11-790	331

# INDEX

## PARTS INDEX

Part Number	Page Number	Part Number	Page Number	Part Number	Page Number
XB11-916	146				
XB11-917	146				
XB11-918	146				
XB11-919	146				
XB11-920	146				
XB11-921	146				
XB11-922	146				
XB11-958	331				
XB11-979	322				
XB12-046	320				
XC03-069	94, 110				
XC03-543	91				
XC03-928	91				
XC07-960	91				
XC11-577	91				
XK10-992	189				
XL11-422	173, 189				
XL11-446	173				
XL11-515	173, 189				
XL11-543	173				
XL11-557	173				
XL11-634	189				
XL11-635	173				
XL11-636	189				
XL11-741	173				
XL11-743	173, 189				
XL11-806	406, 407				
XL11-820	169, 189				
XL11-8206	169				
XL11-821	169, 189				
XL11-8216	169				
XL11-848	189				
XL11-886	173				
XL11-895	313				
XL11-897	173				
XL11-907	173				
XL11-986	211				
XL12-216	173				
XN12-001	106				
XN12-002	106				
XN12-003	106				
XN12-004	106				
XN12-005	106				
XN12-006	106				
XN12-007	106				
XN12-012	110				
XN12-035	106, 108				
XN12-045	106, 108				
XN12-292	109				
XN12-307	106				
XN12-317	106				
XQ02-309	94, 110				
XQ03-493 xx	122				
XQ03-494	94, 110				
XQ06-878	356				
XQ07-351	82, 269				
XQ07-351 xxx	269				
XQ07-351 xx	122				
XQ07-351	94, 110				
XQ11-804	331				
XQ11-935	313				









## About Allegion

Allegion (NYSE: ALLE) creates peace of mind by pioneering safety and security. As a \$2 billion provider of security solutions for homes and businesses, Allegion employs more than 7,800 people and sells products in more than 120 countries across the world. Allegion comprises 23 global brands, including strategic brands CISA®, Interflex®, LCN®, Schlage® and Von Duprin®.

For more, visit [www.allegion.com](http://www.allegion.com)

*aptiQ* ■ LCN ■ **SCHLAGE** ■ STEELCRAFT ■ VON DUPRIN