

Exit Check® S6000-101

Delayed Egress All-In-One

SDC DESIGNED AND MANUFACTURED


The Exit Check® All-In-One device integrates our premium Spectra™ bar with SDC's innovative delayed egress electronics.



FEATURES

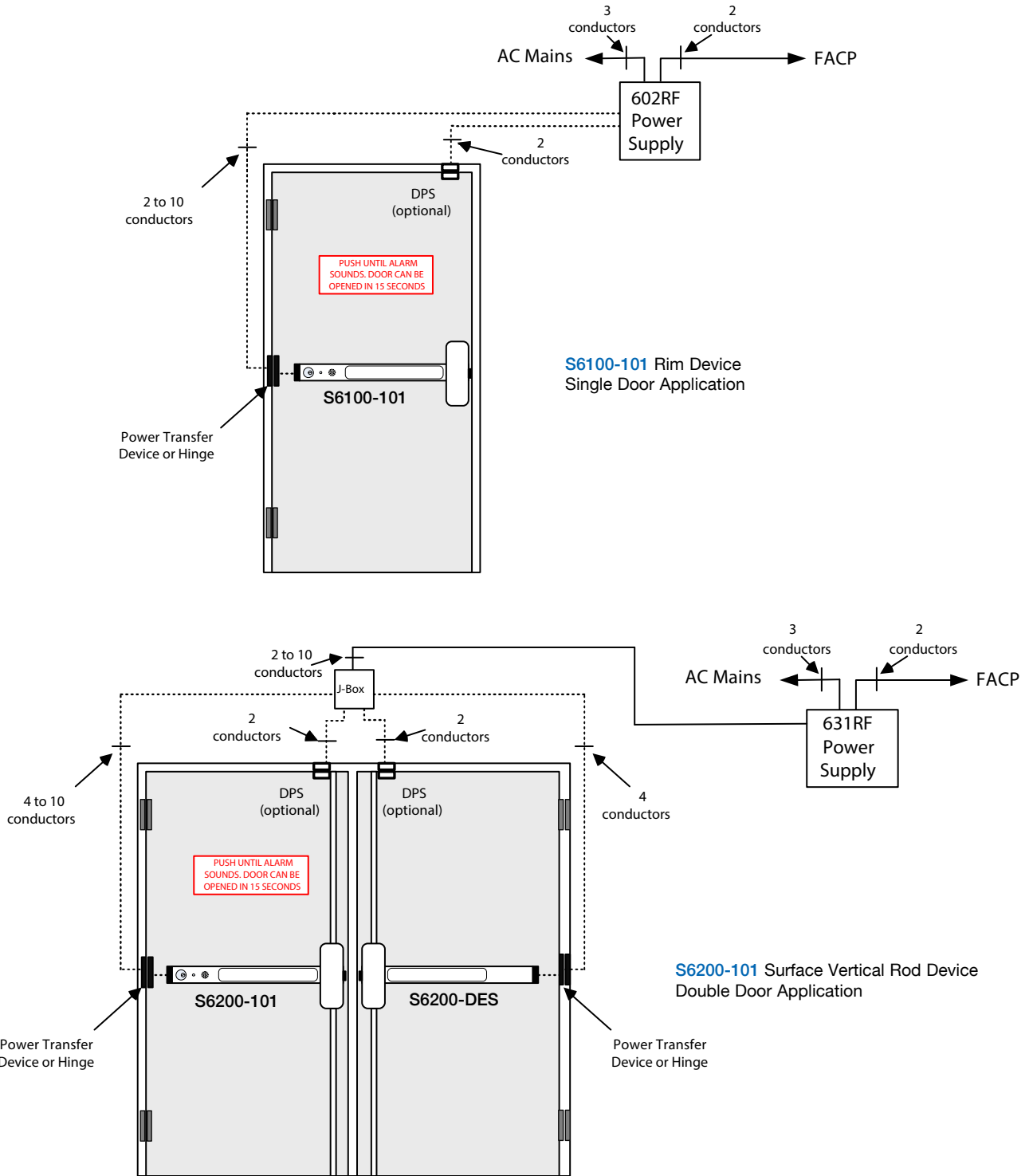
When unauthorized egress is initiated by depressing the push pad of the S6000-101, an audible alarm will sound and an irreversible delay period of 15 seconds will begin. After the delay period has expired, the device unlocks, permitting egress until the device is reset. In a life safety emergency, the device will immediately unlock upon loss of power or when powered by a fire control supervised power supply.

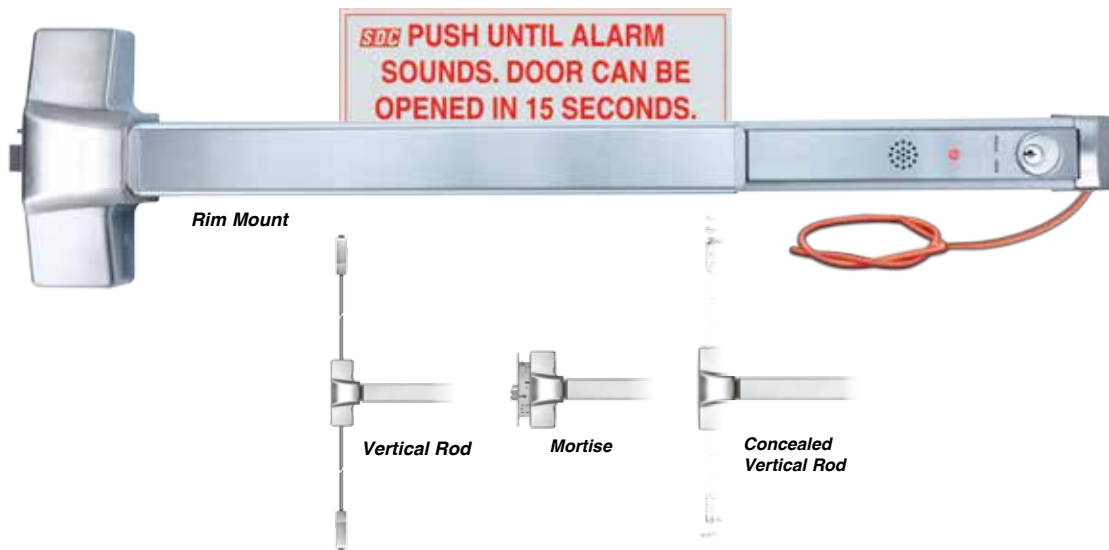
- Low Power consumption 540 mA @24VDC
- 15 second exit delay, 1 or 2 second nuisance delay
- Built-in Visual and Audible Annunciation
- Single or pair of doors
- Key reset, bypass
- Field-selectable 1 to 30 second request-to-exit, anti-tailgate and door prop alarm
- UL Listed



APPLICATION

- Restricting the egress of wandering patients for their own safety
- Restricting the egress of commercial center patrons for security application needs
- Controlling pedestrian traffic in transportation facilities, including airport jetways and tarmacs
- Reducing shoplifting and employee theft





HOW TO ORDER

1| SPECIFY DEVICE

- S61** Rim Mount
- S62** Surface Vertical - ROD GUARDS SUGGESTED (by others)
- S63** Mortise [03 Lever Trim included] - specify: **EE/GE**
- S68** Concealed Vertical

2| SPECIFY FUNCTION

- 01** Exit Only
- 02** Dummy
- 03** Nightlatch

3| SPECIFY PANIC OR FIRE RATED

- P** Panic
- F** Fire

3A| SPECIFY HAND (MORTISE ONLY)

- LR** Left hand reverse bevel, LHRB
- RR** Right hand reverse bevel, RHRB

4| SPECIFY FINISH

- U** 630 Dull Stainless Steel (standard)

5| SPECIFY LENGTH

- 36** For 36" Doors (standard)
- 42** For 42" Doors
- 48** For 48" Doors

6| SPECIFY DELAYED EGRESS

- 101** Electrification of master exit device and integrated controller with key switch control and reset, less cylinder
- DES** For pair of doors, additional exit device equipped with delayed egress mechanism, less integrated controller. **Must be ordered together with 101 device.**

7| SPECIFY OPERATIONS (SEE LAST PAGE FOR DETAIL)

- NC** IBC, IFC, NFPA 101, NFPA 1-UFC, UBC, SBC Compliant
Fixed 15 exit delay, 1 or 2 second nuisance delay
Calif. Building Code OSHPD/Manual Power Up
- ND** IBC, IFC, NFPA 101, NFPA 1-UFC, UBC, SBC Compliant
Fixed 15 exit delay, 1 or 2 second nuisance delay
- BC** BOCA National Building Code and Chicago Building Compliant
15 second fixed exit delay, 0 second nuisance delay, auto reset 30 seconds after door closure
- BD** BOCA National Building Code
15 second fixed exit delay, 1 or 2 second nuisance delay, auto reset 30 seconds after door closure

8| SPECIFY TRIM (OPTIONAL) RIM, SURFACE AND CONCEALED VERTICAL ONLY

Mechanical Trim (less cylinder)

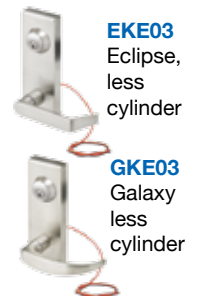
- EK03U** Eclipse Escutcheon
- GK03U** Galaxy Escutcheon



Electric Trim

- Failsecure, field reversible to failsafe
- 4 ft cable
- 600/300 mA @12/24VDC

- EKE03U** Eclipse style electric trim less mortise cylinder, Stainless Steel Finish
- GKE03U** Galaxy style electric trim less mortise cylinder, Stainless Steel Finish



CODE COMPLIANCE

- **NC - California Building Code**
- **ND, NH - NFPA 101** • **IBC** • **IFC**

OPERATION

- 1) When the door is closed, latched, and the lock is energized, the on-board status LED is solid green indicating the door is secure.
- 2) Pressing the device push pad activates a warning tone. If the pad is released in 1 second, the warning tone stops and the door stays locked.
- 3) When activation exceeds the nuisance time of 1 second an irreversible process begins that will unlock the door in 14 seconds. The warning tone continues.

TONE ONLY

Activation: Short beeps

Lock Release: Long continuous beep

- 4) The door unlocks when 15 seconds has elapsed, annunciation continues.
- 5) The lock is manually reset by the built-in keyswitch or optional wall mounted keypad or remote switch.
- 6) The door will unlock upon signal from the fire life safety system or power loss.

Auto Power-Up: Lock will re-arm automatically when power is restored and fire alarm system is reset.

Manual Power-Up: Per California Building Code, lock is re-armed by manual means at the door by keyswitch or optional wall mounted reset keypad or remote switch.

- **BD, BH - BOCA, National Building Code**
- **BC - Chicago Building Code**

OPERATION

- 1) When the door is closed, latched, and the lock is energized, the on-board status LED is solid green indicating the door is secure.
- 2) Pressing the device push pad activates a warning tone. If the pad is released in 1 second, the warning tone stops and the door stays locked.
- 3) When activation exceeds the nuisance time of 1 second an irreversible process begins that will unlock the door in 14 seconds. The warning tone continues.

TONE ONLY

Activation: Short beeps

Lock Release: Long continuous beep

- 4) The door unlocks when 15 seconds has elapsed, annunciation continues.
- 5) The door must be opened and then closed for 30 seconds before the device automatically re-locks and annunciation stops. Reopening of the door before the end of the 30 second re-locking cycle will restart the 30 second re-locking cycle.
- 6) Built-in keyswitch or optional wall mounted keypad or remote switch provide timed or maintained bypass.
- 7) The door will unlock upon signal from the fire life safety system or power loss.

ACCESSORIES

POWER SUPPLIES

**NOTE: 600 SERIES POWER SUPPLY
REQUIRED FOR UL LISTING**

602RF 1 Amp, 12/24VDC Power Supply, UL 294

631RF 1.5 Amp, 12/24VDC Power Supply, UL 294

See <http://www.sdcsecurity.com/power-controllers.htm>
for full series of SDCs Power Supplies.



602RF*



631RF*

* Batteries optional

POWER TRANSFER DEVICES

PTH-4Q 4-wire Power Transfer Hinge, UL Listed, Fire Rated

PTH-10Q 10-wire Power Transfer Hinge, UL Listed, Fire Rated

PT-5 Mortise Power Transfer Device, UL 294 Listed, Fire Rated

PT-3V Stainless Steel Door Loop with Surface Wire Junction

PTM-2 Electric Power Transfer Device, (2) 18 GA Wires, 5 Amp Max., UL Listed, Fire Rated

PTM-10 Electric Power Transfer Device, (10) 24 Ga. Wires, 1 Amp Max., UL Listed, Fire Rated

