

IVES®

## XY Series

Adjustable  
continuous hinges

### Overview

Introducing the expanded patented Ives® XY Series solution that allows lateral and vertical adjustment after the hinge is secured to door and frame. The XY design provides more options to cover all of your door opening needs with the same adjustability to which you've grown accustomed. Now available in full surface, half surface and full mortise, the XY Series hinges are heavy duty and easy-to-install. They can be utilized on a variety of door materials, door sizes, door weights and frame sizes in aftermarket or new construction applications. The full and half surface XY hinges feature the XY adjustability while every new XY hinge type, including the full mortise, offers the FOCUS™ bearing system.

The Ives FOCUS bearing system delivers greater performance and reliability than conventional bearing systems. Patented technology securely keys bearings to the cover and to each other to eliminate the internal flexing and grinding that occur in high abuse applications. All bearings are centered at the mid-height of the door which allows them to be more effective when supporting heavier doors. FOCUS delivers maximum lateral strength at the top and bottom of the door where it's most needed while allowing the hinge to flex with bowed doors and frames without binding. This also enables easy on-site trimming without cutting off bearings and compromising the XY Series load-carrying capacity.



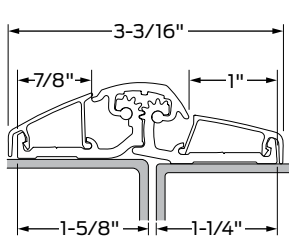
Ives 157XY  
pictured

### Features and benefits

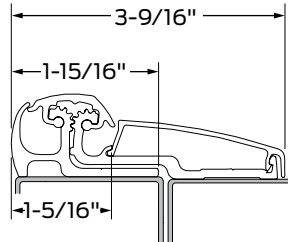
- Exceeds Grade 1 testing with over a million cycles on 150lb and 300lb doors.
- Compatible with hollow metal, minimum reveal, narrow-faced frames, and narrow stile doors.
- On full and half surface models, patented design allows for both lateral and vertical adjustability after the hinge is secured to door and frame, reducing overall installation time and costs.
- Contour of the hinge covers gives the door and frame a clean, aesthetic look
- The new TWP design comes standard with Allegion Connect and features a lifetime warranty.
- New hospital tip cap is designed as a single, 45° angle surface with no exposed edges or openings.
- Frame guidance lip extends .200 for retrofit applications to cover existing heavy-weight hinge preps.

Ives XY Series – Adjustable continuous hinges

Full surface

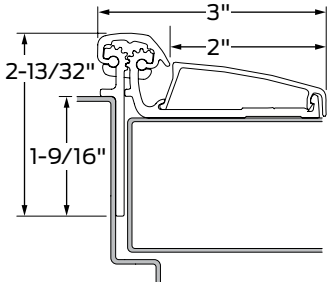


**157XY**  
Center pivot

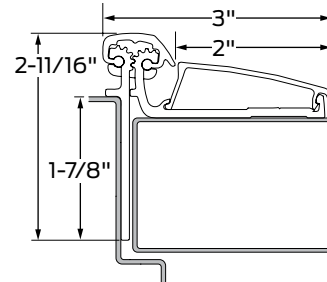


**210XY**  
Swing clear

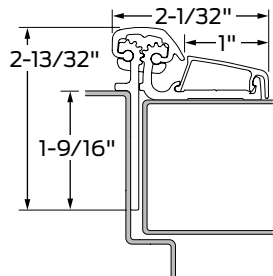
Half surface



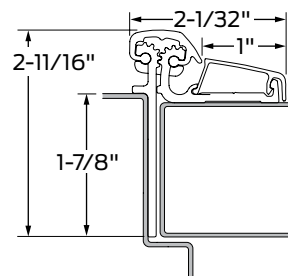
**045XY**  
Narrow frame leaf, wide door leaf



**046XY**  
Wide door leaf



**053XY**  
Narrow frame leaf, narrow door leaf



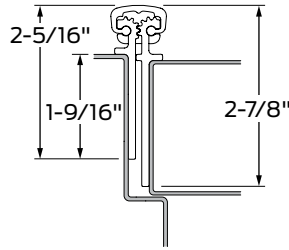
**054XY**  
Narrow door leaf

Length chart for XY Series continuous hinges

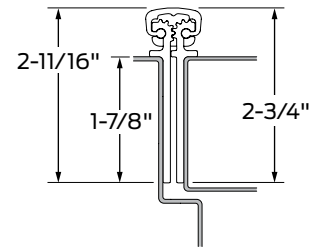
Standard hinge lengths	Door height range	
	Min. door height	Max. door height
83"	N/A	84"
85"	84"	86"
95"	86"	96"
119"	96"	120"

Note: Hinge must not be taller than door height, and can be up to one inch shorter; Hinge can be cut to length in field - cut from bottom end only

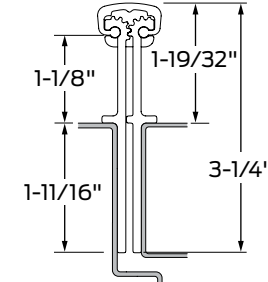
Full mortise



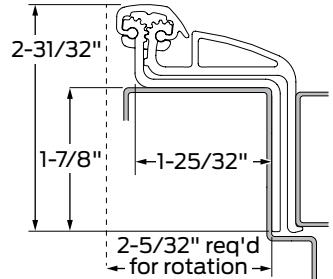
**026XY**  
Narrow frame, wide leaf



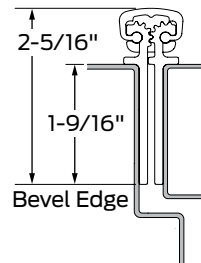
**027XY**  
Wide door leaf



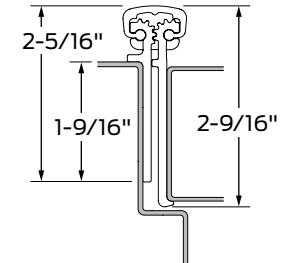
**040XY**  
Wide throw



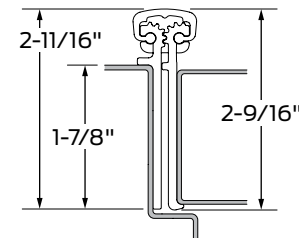
**041XY**  
Swing clear



**112XY**  
Narrow frame and door



**114XY**  
Narrow frame, door edge protector



**224XY**  
Door edge protector

About Allegion

Allegion (NYSE: ALLE) is a global pioneer in safety and security, with leading brands like CISA®, Interflex®, LCN®, Schlage®, SimonsVoss® and Von Duprin®. Focusing on security around the door and adjacent areas, Allegion produces a range of solutions for homes, businesses, schools and other institutions. Allegion is a \$2 billion company, with products sold in almost 130 countries. For more, visit [www.allegion.com](http://www.allegion.com).

aptiQ ■ LCN ■ SCHLAGE ■ STEELCRAFT ■ VON DUPRIN



ALLEGION™

© 2016 Allegion  
011306, Rev. 07/16  
[www.allegion.com/us](http://www.allegion.com/us)