



PRICE LIST 18a

EFFECTIVE MAY 14, 2018

FIERCELY INDEPENDENT, SINCE 1949

FOLLOW US ON SOCIAL MEDIA



@trimcohardware

www.trimcohardware.com

NOTES

Distributor Buy Program: _____



Thank you!

2017 was a fantastic year of growth and further transformation for Trimco. We continue to be amazed at the support from our customers. With many unique and interesting new products in the works, we look forward to what the future brings.

LDH100 Series continues to support our schools and public facilities with an economical solution for lockdown, and we will continue to expand the portfolio and deliver new options. The new patented **Wall Strike**, in conjunction with the Trimco 1074 Series ADA Barn Door Locks solves challenges with locking barn and surface sliding doors. You will also notice our new **AP Series Pulls**. These architectural pull families highlight Trimco's capabilities to deliver eye-catching and custom pulls for any application. **Identity Hardware** continues to enable end-users to showcase their brands and allow customers to physically interact with their brands via customized and branded hardware. Finally, industry knowledge and understanding of the unmatched benefits of Trimco's **Healthy Hardware**, made with EPA registered bactericidal copper, is driving specifications and demand around the world.

Trimco. Fiercely Independent since 1949!

HOW TO USE THIS PRICE LIST

1. Printed versions of this price list are for reference only. Please visit www.trimcohardware.com for the most recent literature.
2. Pricing is as indicated for standard finishes. 605, 613, 625, 626, 628, 629 and 630. Additional finishes are available as shown below. If a price is not shown for a particular finish, it may be available at the special price or by special quotation if quantities warrant. Minimum quantities may apply.
3. As a matter of convenience, those items commonly stocked are marked with a box surrounding the price. We will attempt to have the boxed items in-stock, in quantities close to expected demand. In any event, anticipate that lead-times for these items will generally be very short.
4. Items formerly offered, but not in this price list are available by special order and quotation only, provided basic materials are available.
5. When ordering, please use numbers and finishes as indicated in price list. It will expedite the entering of your order, and reduce the chance of error due to incorrect interpretation.
6. Some products are marked with the following logos:



Products with a UL listing.



Products that meet ADA requirements.



Products that can be manufactured with special bactericidal copper alloys.

AVAILABLE FINISHES

<u>U.S. Govt.</u>	<u>BHMA</u>	<u>Description</u>	
US3	605	Polished Brass, Clear Coated	
US3NL*	499	Polished Brass, No Lacquer	
US4	606	Satin Brass, dull, clear coated	
US5*	609	Satin Brass, blackened, relieved, clear coated	
US7*	610	Satin Brass, blackened, bright relieved, clear coated	
US9*	611	Polished Bronze, clear coated	
US10*	612	Satin Bronze, clear coated	
US10B	613	Dark Oxidized Satin Bronze, Oil Rubbed	613/US10B is a true "living" finish and will patina over time. Due to the natural and expected changes, these finishes are not warrantied.
US11*	616	Satin Bronze, blackened, satin relieved, clear coated	
US15*	619	Satin Nickel Plated, clear coated	
US15A*	620	Satin Nickel, blackened, relieved, clear coated	
US19*	622	Matte Black	
US26	625	Bright Chrome plated over nickel	
US26D	626	Satin Chrome plated over nickel	
US28	628	Satin Aluminum, clear anodized	
US32	629	Bright Stainless Steel	
US32D	630	Satin Stainless Steel	
	630TG	Trimguard Antimicrobial Coating	
	313	Dark Bronze anodized Aluminum	
	335	Black anodized Aluminum	
	710CU	Steralloy (Silver Color)	



Finishes with asterisks (*) are considered "Special" and are available upon request at the following prices:

>10 pieces: pricing in "Special Finishes" column

<10 pieces: pricing at 2x "Special Finishes" column

313 and 335 finishes are available on limited products. \$1000 minimum NET or \$250.00 NET set-up charge.

Lifetime finishes are available by quotation.

The lacquer finish on any brass or bronze product is not guaranteed. We suggest that these products be ordered without lacquer but be polished and waxed.

ORDER ACCEPTANCE CONDITIONS

1. All prices are subject to change or withdrawal without notice.
2. Terms are 1% 10, NET 30 days. Interest at the rate of 1.5% per month charged on overdue accounts.
3. Items are priced individually unless otherwise indicated.
4. Invoiced price will be that which is in effect at time the order is received by TRIMCO, unless covered by a valid quotation.
5. Dated orders for future shipment will be priced at time of shipment unless covered by a valid quotation.
6. The minimum charge is \$100.00 NET per invoice. The minimum online order is \$50.00 NET per invoice. Orders less than the stated minimum will have a \$20.00 NET processing fee added.
7. Full freight is allowed on orders of \$1,000 or more, NET billing within continental U.S.. **Canada-** \$2,500 or more. Other freight arrangements are available. TRIMCO retains the right to select the carrier. **Hawaii** - Trimco pays freight on all orders of \$2,000 or more. This includes ocean and delivery charges. Orders less than \$2,000, customer pays all freight charges. **Mexico-** Trimco pays freight on all orders of \$1,000 or more (up to the U.S. border), customer pays balance from there on. **Puerto Rico-** Trimco pays ground, ocean and island delivery on all orders of \$2,500 or more. Orders of \$1,000 to \$2,499, Trimco pays ground continental U.S. only & customer pays ocean & island delivery charges. Less than \$1,000, customer pays all freight charges. **Others (Europe, Saudi Arabia, Japan, England, India, China Egypt, Etc.) Customer pays ALL freight Charges.**
8. Returned goods will not be accepted unless the amount is over \$100.00 NET and is authorized in writing by TRIMCO. All returned goods are subject to a minimum 40% charge for restocking and/or refinishing. Special or custom-made products including units that are modified from standard units cannot be returned for credit. Exceptions to this policy will not be granted.
9. Cancellations: While we will attempt to comply with customer's telephone or written change orders and/or cancellations, we cannot guarantee that the change can be accomplished before shipment. Appropriate handling charges on returns will be assessed if the order has been shipped before processing a change order request. Special or custom orders may not be cancelled after a 3 working days period following date of acknowledgement. A cancellation charge of up to the price of the product will be made on any special or custom-made items cancelled after such 3-day period.
10. All shipment and delivery dates on acknowledgements are estimates only. We will not be liable for air freight or other charges if goods are not shipped on estimated date.
11. Special finishes listed on the previous page, are available and priced in the price list. Special finishes not listed are available by quote only. Minimum quantities may apply.
12. We reserve the right to make product changes without notice.
13. No Credit will be allowed beyond 1 year after invoice date.
14. **We will not accept after purchase labor charges.**
15. Cancellations & Re-stocking fees:
 - a. 40% for standard items
 - b. 50 to 75% for fOCAL Pulls (in some cases not returnable - check with CSR)
 - c. 50 to 75% for all Engineered Products:
 - Automatic and Semi-automatic Flushbolts, coordinators, Hospital latches & 3900 Double bolts
 - d. Not returnable
 - Ap Series Architectural Pulls, Push bars, Push/pull bar sets, 612, 613 & special finishes, and custom products.
16. Send orders to CSR@trimcohardware.com

WARRANTY DISCLAIMER; EXCLUSIVE REMEDY

WE WARRANT THAT OUR PRODUCTS ARE GENERALLY FIT FOR THE PURPOSE FOR WHICH THEY WERE DESIGNED. PROPERLY SELECTED, PROPERLY INSTALLED AND NOT ABUSED IN USE, THEY WILL SERVE THE PURPOSE FOR WHICH THEY WERE INTENDED. WE DO NOT WARRANT THE MERCHANTABILITY OF OUR PRODUCTS, nor do we offer any other warranty of any kind, expressed or implied, and the customer may not extend any warranty on our behalf to anyone. Any such unauthorized extensions shall be the customer's responsibility. In no event shall we be liable to the customer in warranty, contract, strict liability or otherwise for any damages alleged to be caused by one or more of our products, beyond the cost to the customer of the subject product or products, refund of the purchase price being the customer's sole and exclusive remedy against us upon proof of any alleged claim. Incidental and consequential damages, including labor costs relating to installation or removal, shall not be our liability, and customer shall not have remedy against us for such damages, this sole and exclusive remedy for a proven claim having been stated above.

All materials and finishes meet ANSI/BHMA standards at time of shipment. We do not warrant finishes exposed to hostile environments.

Customer is responsible for determining the suitability of our products for customer's use or resale, or for incorporating them into objects, or for applications which customer designs, assembles, constructs or manufactures.

GENERAL PRODUCT NUMBER CATEGORIES

700's	Signage
1000's	1/16" Push Plate
1010's	Pull Plates
1060's	Flush Pulls and Pocket Door Pulls
1070's	Pocket and Barn Door Pulls
1080's	Lock Guards
1090's	Anti-Vandal Pulls
1100's	Grips / Pulls
1200's	Stops / Bumpers / Holders
1300's - 1400's	Modern Masterpiece: Elegant Entry Hardware
1500's	Latches, Push/Pull, Roller
1600's - 1700's	Push Bars / Sets
1800's	1/8" Push / Pull Plates
1900's	3/16" Push / Pull Plates
2000's	Mail Plates / Accessories
3090's	Coordinators / Accessories
3400's	Handrail Brackets
3800's	Automatic / Semi-Automatic Flushbolts / Accessories
3900's	Manual Flushbolts / Heavy-duty Surface Bolts
4000's	Door Guards / Commercial & Residential, Residential Surface Bolts
5000's	Astragals / Lock Indicators
7000's	fOCAL Architectural Hardware
FG8000's	Frame Guards
PG 8000's	Panic Guards
81's	urbān Levers - Mortise
90's	urbān Levers - Mortise
K prefix followed by:	Door Protection
E then #	Edge Guards
S then #	Stretcher Plate
A then #	Armor Plate
M then #	Mop Plate
Ø then #	Kick Plate
AP	Architectural Pulls
DC	Door Cap
LDH	Lockdown Hardware
T-Etch	T-Etch Customized Push/Pull Plates and Protection Plates
T-Print	T-Print Customized Pulls

SPECIAL PRICE INFORMATION

1. When ordering separately, orders of less than 5 kick plates or less than 3 armor plates are subject to a packaging charge:
 - <5 kick plates: \$5.00 NET
 - <5 armor plates: \$15.00 NET
2. Engraving - See SIGNAGE in price list.
3. Special bends on kick, mop or armor plates:
 - Type WA-A, WA-C - Price by quote only.
 - Type WA-B, WA-D, WA-E - Price by quote only.
4. Finishes, other than shown, by quotation only.
5. Any special items, not listed in price list, by quotation only.
6. For the service of itemizing and marking items by door number, 5% of NET invoice will be added to total cost.
7. Extra charges for the most commonly requested special features are listed on the next page.

ARCHITECTURAL PULL NOMENCLATURE KEY:

Door Thickness	
0	• Custom
** 1	• 3/8"
** 2	• 1/2"
3	• 1-3/8"
4	• 1-3/4"
5	• 2"
6	• 2-1/4"
7	• 2-1/2"
8	• 3"

Engraving	
Single Pull	
U	• PUSH
V	• PULL
W	• Other - Customize
BTB Pulls	
X	• PUSH/Interiors &
Y	• PULL/Interior & PUSH/Exterior
Z	• Other - Customize

Leather	
B	• Leather - Black
D	• Leather - Dark Brown
L	• Leather - Light Brown

SPECIAL PRICE INFORMATION

Part	Description	List Price
ADHESIVE	Adhesive Application - Push Plate	16.00
ADHESIVE-KP	Adhesive Application - Kick Plate	19.00
ADHESIVE-AP	Adhesive Application - Armor Plate	35.00
ABRASIVE	Abrasive Application	110.00
B4E-Heavy-KP	Beveled Edge - 4 Edges, Heavy Bevel - Kick Plate	15.00
B4E-Heavy-AP	Beveled Edge - 4 Edges, Heavy Bevel - Armor Plate	20.00
CSK	Counter Sinking for Kick & Mop Plates, each	15.00
CSK-A	Counter Sinking for Armor Plates, each	20.00
CFC	Cut for Cylinder (Push/Pull Plates only)	12.00
CUT-LOUVRE	Cut for Louvre in Kick/Armor Plates	200.00
CUT-MORTISE	Cut for Mortise Lock in Armor/Stretcher Plate	75.00
CUT-ROSETTE	Cut for Rosette in Armor/Stretcher Plate	60.00
CYLT	Cut for T-Turn (Push/Pull Plates only)	12.00
EXP-SHIELD	Expansion Shield	5.00
EXT-FAST	Corrosion Resistant Fasteners for External Use	7.00
FLUSH MOUNT	Attach Pull to Plate with Threaded Insert	17.00
FR	Full Round (Push/Pull Plates only)	40.00
HO	Hold Open Feature for 1260's	38.00
PREP-COORD	Prep Coordinator for Exit Device	65.00
PREP-SURFMOUNT	Prep for Surface Mounting	55.00
RC	Round Corners - Push/Pull Plates	25.00
RC-KP	Round Corners - Kick Plates	30.00
RC-AP	Round Corners - Armor Plates	30.00
ROD-3917	Special Length up to 42" long (Specify)	20.00
SECURITY-SCREW	Spanner or Torx Head Screws, Each (excluding Thru-bolts)	3.75
SEX-BOLT-1420	Sex Bolt 1/4-20 x 1-1/2", each	8.50
SEX-BOLT-0832	Sex Bolt 8-32 x 1/2", each	8.50
SP-GRIPS	Adapt Plate for Pull/Grip	20.00
SP-KNURL	Knurled Application	120.00
SP-MOUNT	Special Mounting	30.00
SP-SCREW	Special Screws	20.00

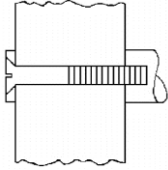
NOTE: If more than one hole in plate, call for quote.

MOUNTING METHODS AND PRICING

LIST PRICE ADDER PER LOCATION FOR NON-STANDARD MOUNTING

E - Mount

Price: Standard Mounting

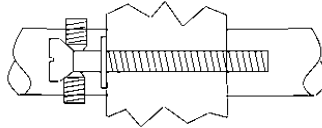


Thru-bolt & Finish Washer

3/4" Dia. or Less: 1/4-20 Thread
1" Dia. or More: 5/16-18 Thread
Right Hand Thread (RHT) Standard
Left Hand Thread (LHT) Add: \$15.00/Loc.
3/18-16 Add: \$15.00/Location

G - Mount

Price: \$10.50/Location

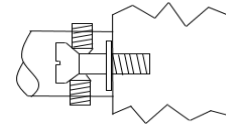


Back-to-Back

Threaded Shoulder Bolt & Set Screws (x2)
3/4" Dia. or Less: 1/4-20 Thread
1" Dia. or More: 5/16-18 Thread
Special Shoulder Bolts Add: \$23.00/Location

J - Mount

Price: \$10.50/Location

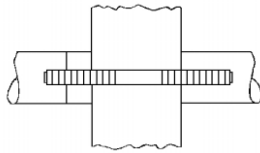


Concealed Mounting

Threaded Shoulder Bolt & Set Screws (x2)
3/4" Dia. or Less: 1/4-20 Thread
1" Dia. or More: 5/16-18 Thread
Specify Riv-Nut or Bushing if required.
Special Shoulder Bolts Add: \$23.00/Location

L - Mount

Price: \$42.00/Location

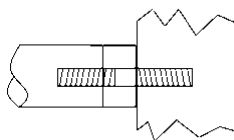


Back-to-Back Concealed Mounting

Spanner Turning Washer & Stud
For Round Bases
Specify Metal, Wood or Glass Doors.

M - Mount

Price: \$42.00/Location

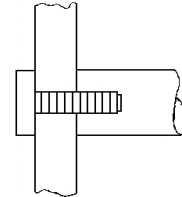


Concealed Mounting

Spanner Turning Washer - Single Mount
For Round Bases
Specify Metal or Wood Doors.

N - Mount

Price: \$25.00/Location

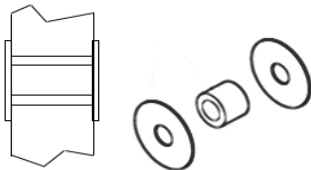


Thru-bolt with Flow-thru Button

Single Mount for Round Bases
Right Hand Thread (RHT) Standard
Left Hand Thread (LHT) Add: \$30.00/Loc.
Specify Metal, Wood or Glass Doors.

W - Mount

Price: \$10.50/Location

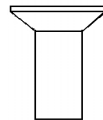


Glass Door Kit

Includes clear spacer & 2) felt washers
Specify glass thickness & hole diameter
Requires mounting kit (i.e. N-Mount)

Riv-Nut

Price: \$8.00/Each

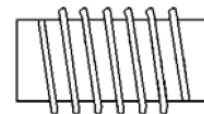


Riv-Nut

For J or M Mounting on Aluminum Doors
R3: 1/4-20 Thread
R4: 5/16-18 Thread
R5: 3/8-16 Thread

Bushing

Price: \$8.00/Each



Wood Thread to Machine Thread

For J or M Mounting on Wood Doors
B3: 1/4-20 Thread
B4: 5/16-18 Thread
B5: 3/8-16 Thread

MOUNTING KITS

FASTENER KITS












		<u>Mounting Type</u>					
<u>Grip Dia.</u>	<u>Door Thickness</u>	<u>E</u>	<u>G</u>	<u>J</u>	<u>L</u>	<u>M</u>	<u>N</u>
3/4"	3/8"-1/2"	E2.x	G2	J2	L31.6yy	-	N23.6yy
3/4"	1-3/8"	E3.x	G3	J2	L32.6yy	M37.6yy	N33.6yy
3/4"	1-3/4"	E4.x	G4	J2	L32.6yy	M37.6yy	N43.6yy
3/4"	2-1/4"	E5.x	G5	J2	L33.6yy	M37.6yy	N53.6yy
1"	3/8"-1/2"	E7.x	G7	J7	L41.6yy	-	N24.6yy
1"	1-3/8"	E8.x	G8	J7	L42.6yy	M47.6yy	N34.6yy
1"	1-3/4"	E9.x	G9	J7	L42.6yy	M47.6yy	N44.6yy
1"	2-1/4"	E10.x	G10	J7	L43.6yy	M47.6yy	N54.6yy
1-1/4"	3/8"-1/2"	E7.x	G7	J7	L51.6yy	-	N25.6yy
1-1/4"	1-3/8"	E8.x	G8	J7	L52.6yy	M57.6yy	N35.6yy
1-1/4"	1-3/4"	E9.x	G9	J7	L52.6yy	M57.6yy	N45.6yy
1-1/4"	2-1/4"	E10.x	G10	J7	L53.6yy	M57.6yy	N55.6yy

Finishes: E-Mount Finishes (.x) G & J Mounts For L, M & N Mounts, specify finish (.6yy)
 .1 > 605/606 No finishes For example: .605
 .2 > 611/612
 .3 > 613
 .4 > 625, 626, 628, 629, 630

GLASS DOOR KITS

			<u>Mounting Type</u>	
<u>Grip Dia.</u>	<u>Glass Thickness</u>	<u>Dia. of Hole in Glass</u>	<u>G & N Mounting</u>	<u>L & M Mounting</u>
3/4"	1/2"	1/2"	W1	W21
3/4"	1/2"	5/8"	W2	W22
3/4"	1/2"	3/4"	W3	W23
3/4"	1/2"	7/8"	W4	W24
3/4"	3/8"	1/2"	W5	W25
1"	1/2"	1/2"	W6	W26
1"	1/2"	5/8"	W7	W27
1"	1/2"	3/4"	W8	W28
1"	1/2"	7/8"	W9	W29
1"	3/8"	1/2"	W10	W30
1-1/4"	1/2"	1/2"	W11	W31
1-1/4"	1/2"	5/8"	W12	W32
1-1/4"	1/2"	3/4"	W13	W33
1-1/4"	1/2"	7/8"	W14	W34
1-1/4"	3/8"	1/2"	W15	W35

PULL PLATE COMPONENT CHART

Trimco	Type	Model	Plate	CTC"	Pull Number	Pull Profile	Pull Diameter
16	Pull Plate		15	5"	1117-1	Cast	Cast
18	Pull Plate		17	5"	1183-1	Cast	Cast
51	Pull Plate		50	5"	1117-1	Cast	Cast
1010	Pull Plate	-2	1001-2	5"	1117-1	Cast	Cast
		-3	1001-3	5"	1117-1	Cast	Cast
1012	Pull Plate	-2	1001-2	5-1/2"	1109-1	Cast	Cast
		-3	1001-3	5-1/2"	1109-1	Cast	Cast
1013	Pull Plate	-2	1001-2	5-1/2"	1193-1		3/4" Ø
		-2B	1001-2	8"	1193-2		3/4" Ø
		-3	1001-3	5-1/2"	1193-1		3/4" Ø
		-3B	1001-3	8"	1193-2		3/4" Ø
1014	Pull Plate	-2	1001-2	6"	1199-1		1" Ø
		-3	1001-3	6"	1199-1		1" Ø
		-3B	1001-3	8"	1199-2		1" Ø
1015	Pull Plate	-2	1001-2	6"	1139-1		1" X 3/8"
		-3	1001-3	6"	1139-1		1" X 3/8"
		-3B	1001-3	8"	1139-2		1" X 3/8"
1017	Pull Plate	-2	1001-2	6"	1194-1		3/4" Ø
		-2B	1001-2	8"	1194-2		3/4" Ø
		-3	1001-3	6"	1194-1		3/4" Ø
		-3B	1001-3	8"	1194-2		3/4" Ø
		-3C	1001-3	10"	1194-3		3/4" Ø
1018	Pull Plate	-2	1001-2	8"	1195-1		1" Ø
		-2B	1001-2	10"	1195-2		1" Ø
		-3	1001-3	8"	1195-1		1" Ø
		-3B	1001-3	10"	1195-2		1" Ø
1056	Pull Plate	-4	1041-4	8"	1139-2		1" X 3/8"
1071-2	Pull Plate	-2	1070-2	8"	58	Cast	Cast
1802	Pull Plate	-4	1807-4	6"	1139-1		1" X 3/8"
		-25	1807-25	8"	1139-2		1" X 3/8"
1804	Pull Plate	-4	1807-4	5"	1117-1	Cast	Cast
1894	Push/Pull Plate	-3	1807-3	6"	1194-1		3/4" Ø
		-3B	1807-3	8"	1194-2		3/4" Ø
		-4	1807-4	6"	1194-1		3/4" Ø
		-4B	1807-4	8"	1194-2		3/4" Ø
1895	Push/Pull Plate	-3	1807-3	8"	1195-1		1" Ø
		-3B	1807-3	10"	1195-2		1" Ø
		-4	1807-4	8"	1195-1		1" Ø
		-4B	1807-4	10"	1195-2		1" Ø
1896	Push/Pull Plate	-4B	1807-4	10"	1195-1		1" Ø
						Full Round	
1900	Pull Plate		1901	6-1/4"	1136	Cast	Cast
1729	Pull Set	Straight	1740	10"	1194-3		3/4" Ø
1731	Pull Set	Straight	1741	10"	1195-2		1" Ø
1732	Pull Set	Straight	1741	12"	1195-3		1" Ø
1737	Pull Set	Offset	1741	10"	1191-3		1" Ø
1738	Pull Set	Offset	1741	12"	1191-4		1" Ø
1746	Pull Set	Straight	1745	18"	1195-6J		1-1/4" Ø
1746-1	Pull Set	Straight	1745	12"	1195-3J		1-1/4" Ø
1747	Pull Set	Offset	1745	18"	1191-5J		1-1/4" Ø
1747-1	Pull Set	Offset	1745	12"	1191-4J		1-1/4" Ø

INDEX BY PRODUCT

PRODUCT NAME	SERIES NUMBER	PRICE LIST PAGE
Anti-Vandal Trim - Tuf-Lok	1090	22-23
Anti-Vandal Trim for Cylindrical Locks	1090	22-23
Anti-Vandal Trim / Pulls	1090	22-23
"Adjustre" Door Stop & Holder	1283	32
Armor Plate	KA	50
Barn Door Latch	1074	21
Cane Bolt	243 / 244	14
Catch 3-Way	802 / 804	16
Closet Ball Catch	1555	33
Concealed Door Pull	1062 / 1063	19
Coordinators and Accessories	3090 / 3092 / 3093 / 3094	39-40
Crash Chain Stop	4048	44
Cremona Bolt	3928	43
Cylinder Pull	1822	38
Deadbolt Only Pull	1822-2	38
Decal Signage	771 / 773	16
Door Guards	4015 / 4016 / 4017	43-44
Door Knocker	620 / 621 / 625	15
Door Pull - Architectural Pulls		2-12
Door Pull - Varied Styles	Various	14,23-26,32,33,36,46,47
Door Pull - Classic	Various	14
Door Pull - Offset Entrance (Rd. Bar)	1191	26
Drawer Pull	553 / 562 / 571	15
Dubl-Bolt	3900	41
Dust-proof Strike	3910 / 3911	41
Edge Guards	KE	51-52
Escutcheon - Classic	111	14
Finger Guard	KE39	52
Round Flush Cup Pull / Drive Mount	1059 / 7059	19,46
Finish Kit - Flushbolts	3830	41
Flushbolt - Corner Mount	3999	13
Flush Pulls	242 / 248 / 1060 / 1061 / 1110 / 1111 / 1113 / 1115	14,19,23,24,46
Flush Pulls - Spindle Type	1066 / 1067 / 1068	20
Flushbolt - Manual	3913 / 3915 / 3916 / 3917	41-42
Flushbolt - Automatic, Semi-Automatic	3810 / 3820 / 3815L / 3825L	40-41
fOCAL Contemporary Architectural Hardware	Various	46-47
Frame Protector	FG8000	47
Handrail Brackets	3405 / 3406	40
Holders	Various	27,29-30
Hooks - Coat and Hat	3070 / 3071 / 3072 / 7010 / 7208	39,46
Hospital Pulls	1134 / 1135	24
Self-Illuminated "EXIT" Kick Plate	10X34.ILLUM.630	51
Kick Plates	K0	50

INDEX BY PRODUCT

PRODUCT NAME	SERIES NUMBER	PRICE LIST PAGE
Lockdown Hardware		1
Lock Guard	1082	21
Lock Astragal	5000T / 5001 / 5002	44
Mail Plate and Accessories	2082 / 2085 / 2091	39
Mastercraft	Various	13
Modern Masterpieces	Various	32-33
Mop Plates	KM	50
Panic Guards	PG8000	48
Pipe Adapter Strike	1260P	30
Plate, Anchor	1268	31
Pocket Door Pulls	1064 / 1065 / 1069	19-20
Pull Plates - Classic	Various	13
Pull Plates - Varied Styles	Various	18,19,37,38,39
Push Bars, Sets	1600 / 1700	36-37
Push Plates	1001 / 1807 / 7001 / 7009	13,17,38,39
Push Plates - Classic	Various	13
Push / Pull Latches	1562 / 1563 / 1580 / 1581 / 1591	34-35
Restroom Signage	500	14-15
Risers	1211CL / 1211CH / 1257R	28,30
Roller Latches	1554 / 1559	33-34
Signage - Engraved	760 / 793	16
Silencers	1229A, 1229B, 1229EL	29
Sliding Door Pull	1064 / 1065 / 1069 / 1074	19-21
Stops	Various	27-30,32,46
Stretcher Plates	KS	50
Strikes	1559	34
Surface Bolts	3920 / 3921 / 3922 / 3923 / 4800	42-44
Universal Stops	1211	28
urbān	81 / 90	49
Viewers	975 / 976	17
Wall Bumper	1270 / 1275 / 1277 / 1278 / 7276 / 7278	31-32,47



Triangle Brass Mfg., Company
 1351 Rocky Point Drive, Oceanside, CA 92056
 PH: (323) 262-4191 FX: (800) 637-8746

DATE: _____

CUST ID: _____

FROM: _____	CONTACT: _____	PO#: _____
TO: <u>TRIMCO</u>	ATTN: <u>ORDER ENTRY</u>	FAX: <u>800-637-8746</u> SO#: _____

****NOTE: BEFORE WE PROCESS YOUR ORDER, WE NEED THE FOLLOWING INFORMATION****
1090, 1091, 1096, & 1097 SERIES ANTI VANDAL PULL INFORMATION SHEET
PLEASE NOTE: YOU MUST SUPPLY TEMPLATE FOR EXIT DEVICE, ESCUTCHEON, CYLINDER PREP, SEALS , ETC.

LN	QTY	COMPLETE 1090 SERIES PART #	Handing of Door	Mating information		Finish	Backset to Center of Cyl.	Mullion Type (If applicable)	Strike type	Door Type (Single / Pair)	Dia. of Cyl. Hole 1-1/4 or 1-1/2	Markings
				Mfg	Hdw/Part #							
EX	A	1096HA SP	LHR	SCHLAGE	L9080	630	2-3/4"	NONE		SINGLE	1-1/4"	
EX	B	1097HA SP	RHR	VON DUPRIN	99NLOP	630	3-3/8"	4954	299	PAIR	1-1/4"	

1												
2												
3												
4												
5												
6												
7												
8												
9												
10												

DO ANY ADD'L MTG POSTS NEED TO BE ADDED FOR LOCKSET W/ INTERIOR ESCUTCHEON PLTS?

WILL YOU BE USING ANY RIGID OR ADJUSTABLE ASTRAGALS, SEALS, BRUSHES, ETC?(ex: PEMKO/NGP)

NC=No Cylinder / RC=Round Corners / SP=Mounting Post Mated to Panic or Lock



ONLINE STORE APPLICATION

With **Trimco** Online, you will have access to:

1. Place orders online for stock items and receive a sales order acknowledgement emailed within minutes. Orders can be placed for "ship complete" or "ship & B/O". Custom and special items will still need to be emailed or faxed into the factory
2. View date entered and anticipated ship date.
3. Check product inventory and product availability.
3. Find order status and shipment tracking information.
4. **All orders placed through the Online Store will receive an additional 2% discount, included in each items pricing. \$50.00 minimum for online orders only.**

To set-up an online account, fill-in the form below and fax it to 323-526-3554, Attn: Alicia Miranda. A return fax or e-mail with login information will be sent when available. Additional users can be added on a seperate form.

Company name: _____

Address (Street or P.O. Box and City, State & Zip):

Tele #: _____ Fax #: _____

Administrator: _____
(Print or type clearly)

The administrator is responsible for authorizing access to the Online Store to place orders and check on orders. This person will also be responsible for taking away access to the Online Store from people who you no longer want to have the ability for place orders online for your company. Trimco will not be held responsible for any order placed online by an unauthorized

(Print or type clearly first and last name of user)

Email #1: _____
(Print or type clearly)

(Print or type clearly first and last name of user)

Email #2: _____

(Print or type clearly first and last name of user)

Do you prefer to receive your acknowledgements (sales and/or quotes) via **fax**, **mail** or **email**? (circle one)




Purchasing Fax #: _____ A/P Fax #: _____

Authorizing signature: _____ Print Name: _____
(Print or type clearly)

Title: _____ Date: _____



LDH100 SERIES - LOCKDOWN HARDWARE

LDH100 SERIES - LOCKDOWN HARDWARE									
TRIMCO	DESCRIPTION	605/606	613	625	626				Special Finishes
LDH100-DM	Dorma - Lockdown Hardware For use with 9000 Series Devices 	270.00	270.00 690 Finish	270.00	240.00				QUOTE
LDH100-VD	Lockdown Hardware - Von Duprin For use with 98/99 and 33/35 Devices	270.00	270.00 690 Finish	270.00	240.00				QUOTE
LDH100-VD-48TUBE	Kit for 48" VD Devices Includes replacement tube and cotter pin								25.00
LDH100-VD-97CAM	Cam Replacement Kit: Pre-1997 Devices Includes replacement cam and cotter pin								25.00
MLDHVD00013	Kit for 48" VD Devices Includes replacement tube and cotter pin								20.00
 LHD100-VD	 LHD100-DM	<p><u>Note(s):</u> Simple one-touch mechanical lockdown for panic devices. Cost-effective, aftermarket or new construction solution. Does not require a key or hex-wrench to lock down doors. Durable construction. ADA compliant. Easy installation requires no special tools or removal of hardware. Works with hex or cylinder dogging devices.</p>							





NEW AP SERIES ARCHITECTURAL PULLS

AP100
Straigh Bent Pulls



AP200
Offset Bent Pulls



PRICE ADDERS - LIST PRICE PER PULL

Mounting Types		Door Thickness		Engraving		Leather Wrapped	
E	Standard	0	25.00	Single Pull		All Colors Same Price	
G	21.00	1	Standard	U	50.00	18" - 23"	750.00
J	21.00	2	Standard	V	50.00	24" - 35"	1100.00
L	84.00	3	Standard	W	85.00	36" - 48"	1450.00
M	84.00	4	Standard	BTB Pulls			
N	50.00	5	Standard	X	100.00		
		6	10.00	Y	100.00		
		7	10.00	Z	170.00		
		8	10.00				

AP100 SERIES - STRAIGHT BENT PULLS

Family	CTC Size	605/606	611/612	613	622	625/626	628	629	630	630-316	Cu ⁺ 710	Special Finishes
AP110 Family: 3/4" Diameter												
AP111 3/4" Diameter Straight Pulls	18"	95.00	122.00	95.00	95.00	95.00	51.00	65.00	54.00	71.00	135.00	128.00
	24"	165.00	212.00	165.00	165.00	165.00	88.00	113.00	94.00	123.00	235.00	223.00
	36"	279.00	358.00	279.00	279.00	279.00	148.00	191.00	159.00	207.00	398.00	377.00
	48"	392.00	504.00	392.00	392.00	392.00	209.00	269.00	224.00	292.00	560.00	529.00
AP120 Family: 1" Diameter												
AP121 1" Diameter Straight Pulls	24"	226.00	291.00	226.00	226.00	226.00	120.00	155.00	129.00	168.00	323.00	305.00
	36"	384.00	493.00	384.00	384.00	384.00	204.00	263.00	219.00	285.00	548.00	518.00
	48"	541.00	696.00	541.00	541.00	541.00	288.00	371.00	309.00	402.00	773.00	730.00
AP130 Family: 1-1/4" Diameter												
AP131 1-1/4" Diameter Straight Pulls	24"	480.00	617.00	480.00	480.00	480.00	255.00	329.00	274.00	357.00	685.00	648.00
	36"	637.00	819.00	637.00	637.00	637.00	339.00	437.00	364.00	474.00	910.00	860.00
	48"	795.00	1,022.00	795.00	795.00	795.00	423.00	545.00	454.00	591.00	1,135.00	1,073.00

AP200 SERIES - OFFSET BENT PULLS

Family	CTC Size	605/606	611/612	613	622	625/626	628	629	630	630-316	Cu ⁺ 710	Special Finishes
AP210 Family: 3/4" Diameter												
AP211 3/4" Diameter Offset Pulls	12"	158.00	203.00	158.00	158.00	158.00	84.00	108.00	90.00	117.00	225.00	213.00
	18"	184.00	237.00	184.00	184.00	184.00	98.00	126.00	105.00	137.00	263.00	248.00
	24"	254.00	327.00	254.00	254.00	254.00	135.00	174.00	145.00	189.00	363.00	343.00
	36"	368.00	473.00	368.00	368.00	368.00	196.00	252.00	210.00	273.00	525.00	497.00
	48"	482.00	619.00	482.00	482.00	482.00	256.00	330.00	275.00	358.00	688.00	650.00
AP220 Family: 1" Diameter												
AP221 1" Diameter Offset Pulls	24"	310.00	399.00	310.00	310.00	310.00	165.00	213.00	177.00	231.00	443.00	419.00
	36"	476.00	612.00	476.00	476.00	476.00	253.00	327.00	272.00	354.00	680.00	643.00
	48"	643.00	826.00	643.00	643.00	643.00	342.00	441.00	367.00	478.00	918.00	868.00
AP230 Family: 1-1/4" Diameter												
AP231 1-1/4" Diameter Offset Pulls	24"	531.00	682.00	531.00	531.00	531.00	282.00	364.00	303.00	394.00	758.00	717.00
	36"	697.00	896.00	697.00	697.00	697.00	371.00	478.00	398.00	518.00	995.00	941.00
	48"	863.00	1,110.00	863.00	863.00	863.00	459.00	592.00	493.00	641.00	1,233.00	1,165.00



NEW AP SERIES ARCHITECTURAL PULLS

AP300 SERIES - ADJUSTABLE & CONFIGURABLE PULLS (Formerly 1185 Series)




Family	Standoffs	End Cap	OA Size	630	Cu ⁺ 710	Special Finishes
AP310 Family: 1-1/4" Diameter						
AP311 1-1/4" Diameter Adjustable Ladder Pull Straight Standoffs 0.5" End Caps	Straight	0.5"	18"	300.00	378.00	Call for Quote
			24"	350.00	462.00	
			36"	400.00	542.00	
			48"	450.00	622.00	
			60"	500.00	702.00	
			72"	550.00	782.00	
AP312 1-1/4" Diameter Adjustable Ladder Pull Straight Standoffs 1" End Caps	Straight	1.0"	18"	310.00	388.00	Call for Quote
			24"	360.00	472.00	
			36"	410.00	552.00	
			48"	460.00	632.00	
			60"	510.00	712.00	
			72"	560.00	792.00	
AP313 1-1/4" Diameter Adjustable Ladder Pull Straight Standoffs 2" End Caps	Straight	2.0"	18"	320.00	398.00	Call for Quote
			24"	370.00	482.00	
			36"	420.00	562.00	
			48"	470.00	642.00	
			60"	520.00	722.00	
			72"	570.00	802.00	
AP314 1-1/4" Diameter Adjustable Ladder Pull Offset Standoffs 0.5" End Caps	Offset	0.5"	18"	330.00	408.00	Call for Quote
			24"	380.00	492.00	
			36"	430.00	572.00	
			48"	480.00	652.00	
			60"	530.00	732.00	
			72"	580.00	812.00	
AP315 1-1/4" Diameter Adjustable Ladder Pull Offset Standoffs 1" End Caps	Offset	1.0"	18"	340.00	418.00	Call for Quote
			24"	390.00	502.00	
			36"	440.00	582.00	
			48"	490.00	662.00	
			60"	540.00	742.00	
			72"	590.00	822.00	
AP316 1-1/4" Diameter Adjustable Ladder Pull Offset Standoffs 2" End Caps	Offset	2.0"	18"	350.00	428.00	Call for Quote
			24"	400.00	512.00	
			36"	450.00	592.00	
			48"	500.00	672.00	
			60"	550.00	752.00	
			72"	600.00	832.00	

PRICE ADDERS LIST PRICE PER PULL		
Mounting Types		
E	Standard	
G	22.00	
J	22.00	
L	80.00	
M	80.00	
N	50.00	
Door Thickness		
0	25.00	
1	Standard	
2	Standard	
3	Standard	
4	Standard	
5	Standard	
6	10.00	
7	10.00	
8	10.00	
End Cap Options		
End Cap Finish		
A	710	Standard on 710
B	605	75.00
C	606	75.00
D	609	75.00
E	611	75.00
F	612	75.00
G	613	75.00
H	628	Standard
I	629	75.00
J	630	Standard
K	335	75.00
End Cap Insert		
Y	Black	10.00
N	None	Standard



NEW AP SERIES ARCHITECTURAL PULLS

AP400 SERIES - STANDARD LADDER PULLS (Formerly 1160 & 1170 Series)



PRICE ADDERS - LIST PRICE PER PULL

Mounting Types		Door Thickness		Engraving		MidPost
E	Standard	0	25.00	Single Pull		75.00
G	21.00	1	Standard	U	50.00	
J	21.00	2	Standard	V	50.00	
L	84.00	3	Standard	W	85.00	
M	84.00	4	Standard	BTB Pulls		
N	50.00	5	Standard	X	100.00	
		6	10.00	Y	100.00	
		7	10.00	Z	170.00	
		8	10.00			

Family	OA Size	605/606	609	611/612	613	622	628	629	630	630-316	Cu ⁺ 710	Special Finishes
AP410: 1" Diameter												
AP411 1" Diameter Straight Standoffs Square Ends	12"	334.00	361.00	361.00	361.00	334.00	128.00	162.00	135.00	176.00	304.00	418.00
	18"	354.00	382.00	382.00	382.00	354.00	147.00	186.00	155.00	202.00	349.00	443.00
	24"	374.00	404.00	404.00	404.00	374.00	167.00	210.00	175.00	228.00	394.00	468.00
	36"	414.00	448.00	448.00	448.00	414.00	207.00	258.00	215.00	280.00	484.00	518.00
	48"	454.00	491.00	491.00	491.00	454.00	224.00	306.00	255.00	332.00	574.00	568.00
	60"	480.00	519.00	519.00	519.00	480.00	250.00	338.00	281.00	366.00	633.00	600.00
	72"	507.00	548.00	548.00	548.00	507.00	277.00	369.00	307.00	400.00	691.00	634.00
	84"	533.00	576.00	576.00	576.00	533.00	303.00	400.00	333.00	433.00	750.00	667.00
AP412 1" Diameter Straight Standoffs Radius Ends	12"	364.00	391.00	391.00	391.00	364.00	158.00	192.00	165.00	206.00	334.00	455.00
	18"	384.00	412.00	412.00	412.00	384.00	177.00	216.00	185.00	232.00	379.00	480.00
	24"	404.00	434.00	434.00	434.00	404.00	197.00	240.00	205.00	258.00	424.00	505.00
	36"	444.00	478.00	478.00	478.00	444.00	237.00	288.00	245.00	310.00	514.00	555.00
	48"	484.00	521.00	521.00	521.00	484.00	254.00	336.00	285.00	362.00	604.00	605.00
	60"	510.00	549.00	549.00	549.00	510.00	280.00	368.00	311.00	396.00	663.00	638.00
	72"	537.00	578.00	578.00	578.00	537.00	307.00	399.00	337.00	430.00	721.00	672.00
	84"	563.00	606.00	606.00	606.00	563.00	333.00	430.00	363.00	463.00	780.00	704.00
AP413 1" Diameter Offset Standoffs Square Ends	12"	364.00	391.00	391.00	391.00	364.00	158.00	192.00	165.00		334.00	455.00
	18"	384.00	412.00	412.00	412.00	384.00	177.00	216.00	185.00		379.00	480.00
	24"	404.00	434.00	434.00	434.00	404.00	197.00	240.00	205.00		424.00	505.00
	36"	444.00	478.00	478.00	478.00	444.00	237.00	288.00	245.00		514.00	555.00
	48"	484.00	521.00	521.00	521.00	484.00	254.00	336.00	285.00		604.00	605.00
	60"	510.00	549.00	549.00	549.00	510.00	280.00	368.00	311.00		663.00	638.00
	72"	537.00	578.00	578.00	578.00	537.00	307.00	399.00	337.00		721.00	672.00
	84"	563.00	606.00	606.00	606.00	563.00	333.00	430.00	363.00		780.00	704.00
AP414 1" Diameter Offset Standoffs Radius Ends	12"	394.00	421.00	421.00	421.00	394.00	188.00	222.00	195.00		364.00	493.00
	18"	414.00	442.00	442.00	442.00	414.00	207.00	246.00	215.00		409.00	518.00
	24"	434.00	464.00	464.00	464.00	434.00	227.00	270.00	235.00		454.00	543.00
	36"	474.00	508.00	508.00	508.00	474.00	267.00	318.00	275.00		544.00	593.00
	48"	514.00	551.00	551.00	551.00	514.00	284.00	366.00	315.00		634.00	643.00
	60"	540.00	579.00	579.00	579.00	540.00	310.00	398.00	341.00		693.00	675.00
	72"	567.00	608.00	608.00	608.00	567.00	337.00	429.00	367.00		751.00	709.00
	84"	593.00	636.00	636.00	636.00	593.00	363.00	460.00	393.00		810.00	742.00
	96"	619.00	664.00	664.00	664.00	619.00	389.00	492.00	420.00		870.00	774.00



NEW AP SERIES ARCHITECTURAL PULLS

AP400 SERIES - STANDARD LADDER PULLS (Formerly 1160 & 1170 Series)

Family	OA Size	605/606	609	611/612	613	622	628	629	630	630-316	Cu ⁺ 710	Special Finishes
AP420: 1-1/4" Diameter												
AP421 1-1/4" Diameter Straight Standoffs Square Ends	12"	349.00	377.00	377.00	377.00	349.00	139.00	176.00	146.00	190.00	329.00	437.00
	18"	369.00	399.00	399.00	399.00	369.00	159.00	200.00	166.00	216.00	374.00	462.00
	24"	389.00	420.00	420.00	420.00	389.00	179.00	224.00	186.00	242.00	419.00	487.00
	36"	429.00	464.00	464.00	464.00	429.00	219.00	272.00	226.00	294.00	509.00	537.00
	48"	469.00	507.00	507.00	507.00	469.00	236.00	318.00	265.00	345.00	597.00	587.00
	60"	495.00	535.00	535.00	535.00	495.00	262.00	350.00	291.00	379.00	655.00	619.00
	72"	521.00	563.00	563.00	563.00	521.00	288.00	382.00	318.00	414.00	716.00	652.00
	84"	548.00	592.00	592.00	592.00	548.00	314.00	413.00	344.00	448.00	774.00	685.00
AP422 1-1/4" Diameter Straight Standoffs Radius Ends	96"	574.00	620.00	620.00	620.00	574.00	341.00	444.00	370.00	481.00	833.00	718.00
	12"	379.00	407.00	407.00	407.00	379.00	169.00	206.00	176.00	220.00	359.00	474.00
	18"	399.00	429.00	429.00	429.00	399.00	189.00	230.00	196.00	246.00	404.00	499.00
	24"	419.00	450.00	450.00	450.00	419.00	209.00	254.00	216.00	272.00	449.00	524.00
	36"	459.00	494.00	494.00	494.00	459.00	249.00	302.00	256.00	324.00	539.00	574.00
	48"	499.00	537.00	537.00	537.00	499.00	266.00	348.00	295.00	375.00	627.00	624.00
	60"	525.00	565.00	565.00	565.00	525.00	292.00	380.00	321.00	409.00	685.00	657.00
	72"	551.00	593.00	593.00	593.00	551.00	318.00	412.00	348.00	444.00	746.00	689.00
AP423 1-1/4" Diameter Offset Standoffs Square Ends	84"	578.00	622.00	622.00	622.00	578.00	344.00	443.00	374.00	478.00	804.00	723.00
	96"	604.00	650.00	650.00	650.00	604.00	371.00	474.00	400.00	511.00	863.00	755.00
	12"	379.00	407.00	407.00	407.00	379.00	169.00	206.00	176.00		359.00	474.00
	18"	399.00	429.00	429.00	429.00	399.00	189.00	230.00	196.00		404.00	499.00
	24"	419.00	450.00	450.00	450.00	419.00	209.00	254.00	216.00		449.00	524.00
	36"	459.00	494.00	494.00	494.00	459.00	249.00	302.00	256.00		539.00	574.00
	48"	499.00	537.00	537.00	537.00	499.00	266.00	348.00	295.00		627.00	624.00
	60"	525.00	565.00	565.00	565.00	525.00	292.00	380.00	321.00		685.00	657.00
AP424 1-1/4" Diameter Offset Standoffs Radius Ends	72"	551.00	593.00	593.00	593.00	551.00	318.00	412.00	348.00		746.00	689.00
	84"	578.00	622.00	622.00	622.00	578.00	344.00	443.00	374.00		804.00	723.00
	96"	604.00	650.00	650.00	650.00	604.00	371.00	474.00	400.00		863.00	755.00
	12"	409.00	437.00	437.00	437.00	409.00	199.00	236.00	206.00		389.00	512.00
	18"	429.00	459.00	459.00	459.00	429.00	219.00	260.00	226.00		434.00	537.00
	24"	449.00	480.00	480.00	480.00	449.00	239.00	284.00	246.00		479.00	562.00
	36"	489.00	524.00	524.00	524.00	489.00	279.00	332.00	286.00		569.00	612.00
	48"	529.00	567.00	567.00	567.00	529.00	296.00	378.00	325.00		657.00	662.00
60"	555.00	595.00	595.00	595.00	555.00	322.00	410.00	351.00		715.00	694.00	
72"	581.00	623.00	623.00	623.00	581.00	348.00	442.00	378.00		776.00	727.00	
84"	608.00	652.00	652.00	652.00	608.00	374.00	473.00	404.00		834.00	760.00	
96"	634.00	680.00	680.00	680.00	634.00	401.00	504.00	430.00		893.00	793.00	



NEW AP SERIES ARCHITECTURAL PULLS

AP400 SERIES - STANDARD LADDER PULLS (Formerly 1160 & 1170 Series)

Family	OA Size	605/606	609	611/612	613	622	628	629	630	630-316	Cu ⁺ 710	Special Finishes
AP430: 1-1/2" Diameter												
AP431 1-1/2" Diameter Straight Standoffs Square Ends	12"	359.00	387.00	387.00	387.00	359.00	146.00	191.00	159.00	207.00	358.00	449.00
	18"	379.00	409.00	409.00	409.00	379.00	166.00	215.00	179.00	233.00	403.00	474.00
	24"	399.00	431.00	431.00	431.00	399.00	186.00	239.00	199.00	259.00	448.00	499.00
	36"	440.00	476.00	476.00	476.00	440.00	226.00	287.00	239.00	311.00	538.00	550.00
	48"	481.00	520.00	520.00	520.00	481.00	243.00	333.00	277.00	361.00	624.00	602.00
	60"	508.00	549.00	549.00	549.00	508.00	269.00	364.00	303.00	394.00	682.00	635.00
	72"	535.00	578.00	578.00	578.00	535.00	296.00	395.00	329.00	428.00	741.00	669.00
	84"	562.00	607.00	607.00	607.00	562.00	322.00	426.00	355.00	462.00	799.00	703.00
AP432 1-1/2" Diameter Straight Standoffs Radius Ends	12"	389.00	417.00	417.00	417.00	389.00	176.00	221.00	189.00	237.00	388.00	487.00
	18"	409.00	439.00	439.00	439.00	409.00	196.00	245.00	209.00	263.00	433.00	512.00
	24"	429.00	461.00	461.00	461.00	429.00	216.00	269.00	229.00	289.00	478.00	537.00
	36"	470.00	506.00	506.00	506.00	470.00	256.00	317.00	269.00	341.00	568.00	588.00
	48"	511.00	550.00	550.00	550.00	511.00	273.00	363.00	307.00	391.00	654.00	639.00
	60"	538.00	579.00	579.00	579.00	538.00	299.00	394.00	333.00	424.00	712.00	673.00
	72"	565.00	608.00	608.00	608.00	565.00	326.00	425.00	359.00	458.00	771.00	707.00
	84"	592.00	637.00	637.00	637.00	592.00	352.00	456.00	385.00	492.00	829.00	740.00
AP433 1-1/2" Diameter Offset Standoffs Square Ends	12"	389.00	417.00	417.00	417.00	389.00	176.00	221.00	189.00		388.00	487.00
	18"	409.00	439.00	439.00	439.00	409.00	196.00	245.00	209.00		433.00	512.00
	24"	429.00	461.00	461.00	461.00	429.00	216.00	269.00	229.00		478.00	537.00
	36"	470.00	506.00	506.00	506.00	470.00	256.00	317.00	269.00		568.00	588.00
	48"	511.00	550.00	550.00	550.00	511.00	273.00	363.00	307.00		654.00	639.00
	60"	538.00	579.00	579.00	579.00	538.00	299.00	394.00	333.00		712.00	673.00
	72"	565.00	608.00	608.00	608.00	565.00	326.00	425.00	359.00		771.00	707.00
	84"	592.00	637.00	637.00	637.00	592.00	352.00	456.00	385.00		829.00	740.00
AP434 1-1/2" Diameter Offset Standoffs Radius Ends	12"	419.00	447.00	447.00	447.00	419.00	206.00	251.00	219.00		418.00	524.00
	18"	439.00	469.00	469.00	469.00	439.00	226.00	275.00	239.00		463.00	549.00
	24"	459.00	491.00	491.00	491.00	459.00	246.00	299.00	259.00		508.00	574.00
	36"	500.00	536.00	536.00	536.00	500.00	286.00	347.00	299.00		598.00	625.00
	48"	541.00	580.00	580.00	580.00	541.00	303.00	393.00	337.00		684.00	677.00
	60"	568.00	609.00	609.00	609.00	568.00	329.00	424.00	363.00		742.00	710.00
	72"	595.00	638.00	638.00	638.00	595.00	356.00	455.00	389.00		801.00	744.00
	84"	622.00	667.00	667.00	667.00	622.00	382.00	486.00	415.00		859.00	778.00
	96"	648.00	696.00	696.00	696.00	648.00	408.00	519.00	442.00		920.00	810.00



NEW AP SERIES ARCHITECTURAL PULLS

AP500 SERIES - BLACK ANODIZED GRIP PULLS



PRICE ADDERS - LIST PRICE PER PULL

Mounting Types		Door Thickness	
E	Standard	0	25.00
G	21.00	1	Standard
J	21.00	2	Standard
L	84.00	3	Standard
M	84.00	4	Standard
N	50.00	5	Standard
		6	10.00
		7	10.00
		8	10.00

Family	OA Size	605/606	609	611/612	613	622	628	629	630	630-316	Special Finish
AP510 Family: 1" Diameter											
AP511 1" Diameter Straight Standoffs Square Ends	12"	306.00	353.00	353.00	353.00	306.00	220.00	284.00	236.00	307.00	383.00
	18"	320.00	366.00	366.00	366.00	320.00	230.00	297.00	247.00	322.00	400.00
	24"	333.00	380.00	380.00	380.00	333.00	240.00	310.00	258.00	336.00	417.00
	36"	345.00	391.00	391.00	391.00	345.00	253.00	326.00	271.00	353.00	432.00
	48"	513.00	560.00	560.00	560.00	513.00	331.00	426.00	355.00	462.00	642.00
	60"	557.00	596.00	596.00	596.00	557.00	349.00	450.00	375.00	488.00	697.00
	72"	600.00	632.00	632.00	632.00	600.00	367.00	473.00	394.00	513.00	750.00
	84"	686.00	725.00	725.00	725.00	686.00	391.00	504.00	420.00	546.00	858.00
AP512 1" Diameter Straight Standoffs Radius Ends	12"	336.00	383.00	383.00	383.00	336.00	250.00	314.00	266.00	337.00	420.00
	18"	350.00	396.00	396.00	396.00	350.00	260.00	327.00	277.00	352.00	438.00
	24"	363.00	410.00	410.00	410.00	363.00	270.00	340.00	288.00	366.00	454.00
	36"	375.00	421.00	421.00	421.00	375.00	283.00	356.00	301.00	383.00	469.00
	48"	543.00	590.00	590.00	590.00	543.00	361.00	456.00	385.00	492.00	679.00
	60"	587.00	626.00	626.00	626.00	587.00	379.00	480.00	405.00	518.00	734.00
	72"	630.00	662.00	662.00	662.00	630.00	397.00	503.00	424.00	543.00	788.00
	84"	716.00	755.00	755.00	755.00	716.00	421.00	534.00	450.00	576.00	895.00
AP513 1" Diameter Offset Standoffs Square Ends	12"	336.00	383.00	383.00	383.00	336.00	250.00	314.00	266.00		420.00
	18"	350.00	396.00	396.00	396.00	350.00	260.00	327.00	277.00		438.00
	24"	363.00	410.00	410.00	410.00	363.00	270.00	340.00	288.00		454.00
	36"	375.00	421.00	421.00	421.00	375.00	283.00	356.00	301.00		469.00
	48"	543.00	590.00	590.00	590.00	543.00	361.00	456.00	385.00		679.00
	60"	587.00	626.00	626.00	626.00	587.00	379.00	480.00	405.00		734.00
	72"	630.00	662.00	662.00	662.00	630.00	397.00	503.00	424.00		788.00
	84"	716.00	755.00	755.00	755.00	716.00	421.00	534.00	450.00		895.00
AP514 1" Diameter Offset Standoffs Radius Ends	12"	366.00	413.00	413.00	413.00	366.00	280.00	344.00	296.00		458.00
	18"	380.00	426.00	426.00	426.00	380.00	290.00	357.00	307.00		475.00
	24"	393.00	440.00	440.00	440.00	393.00	300.00	370.00	318.00		492.00
	36"	405.00	451.00	451.00	451.00	405.00	313.00	386.00	331.00		507.00
	48"	573.00	620.00	620.00	620.00	573.00	391.00	486.00	415.00		717.00
	60"	617.00	656.00	656.00	656.00	617.00	409.00	510.00	435.00		772.00
	72"	660.00	692.00	692.00	692.00	660.00	427.00	533.00	454.00		825.00
	84"	746.00	785.00	785.00	785.00	746.00	451.00	564.00	480.00		933.00



NEW AP SERIES ARCHITECTURAL PULLS

AP500 SERIES - BLACK ANODIZED GRIP PULLS

Family	OA Size	605/606	609	611/612	613	622	628	629	630	630-316	Special Finish
AP520 Family: 1-1/4" Diameter											
AP521 1-1/4" Diameter Straight Standoffs Square Ends	12"	322.00	368.00	368.00	368.00	322.00	226.00	291.00	242.00	315.00	403.00
	18"	345.00	383.00	383.00	383.00	345.00	240.00	309.00	257.00	334.00	432.00
	24"	368.00	397.00	397.00	397.00	368.00	253.00	326.00	271.00	353.00	460.00
	36"	382.00	412.00	412.00	412.00	382.00	266.00	342.00	285.00	371.00	478.00
	48"	514.00	560.00	560.00	560.00	514.00	345.00	444.00	370.00	481.00	643.00
	60"	542.00	581.00	581.00	581.00	542.00	359.00	462.00	385.00	501.00	678.00
	72"	571.00	602.00	602.00	602.00	571.00	372.00	479.00	399.00	519.00	714.00
AP522 1-1/4" Diameter Straight Standoffs Radius Ends	12"	352.00	398.00	398.00	398.00	352.00	256.00	321.00	272.00	345.00	440.00
	18"	375.00	413.00	413.00	413.00	375.00	270.00	339.00	287.00	364.00	469.00
	24"	398.00	427.00	427.00	427.00	398.00	283.00	356.00	301.00	383.00	498.00
	36"	412.00	442.00	442.00	442.00	412.00	296.00	372.00	315.00	401.00	515.00
	48"	544.00	590.00	590.00	590.00	544.00	375.00	474.00	400.00	511.00	680.00
	60"	572.00	611.00	611.00	611.00	572.00	389.00	492.00	415.00	531.00	715.00
	72"	601.00	632.00	632.00	632.00	601.00	402.00	509.00	429.00	549.00	752.00
AP523 1-1/4" Diameter Offset Standoffs Square Ends	12"	352.00	398.00	398.00	398.00	352.00	256.00	321.00	272.00		440.00
	18"	375.00	413.00	413.00	413.00	375.00	270.00	339.00	287.00		469.00
	24"	398.00	427.00	427.00	427.00	398.00	283.00	356.00	301.00		498.00
	36"	412.00	442.00	442.00	442.00	412.00	296.00	372.00	315.00		515.00
	48"	544.00	590.00	590.00	590.00	544.00	375.00	474.00	400.00		680.00
	60"	572.00	611.00	611.00	611.00	572.00	389.00	492.00	415.00		715.00
	72"	601.00	632.00	632.00	632.00	601.00	402.00	509.00	429.00		752.00
AP524 1-1/4" Diameter Offset Standoffs Radius Ends	12"	382.00	428.00	428.00	428.00	382.00	286.00	351.00	302.00		478.00
	18"	405.00	443.00	443.00	443.00	405.00	300.00	369.00	317.00		507.00
	24"	428.00	457.00	457.00	457.00	428.00	313.00	386.00	331.00		535.00
	36"	442.00	472.00	472.00	472.00	442.00	326.00	402.00	345.00		553.00
	48"	574.00	620.00	620.00	620.00	574.00	405.00	504.00	430.00		718.00
	60"	602.00	641.00	641.00	641.00	602.00	419.00	522.00	445.00		753.00
	72"	631.00	662.00	662.00	662.00	631.00	432.00	539.00	459.00		789.00
84"	739.00	769.00	769.00	769.00	739.00	477.00	598.00	508.00		924.00	



NEW AP SERIES ARCHITECTURAL PULLS

AP500 SERIES - BLACK ANODIZED GRIP PULLS

Family	OA Size	605/606	609	611/612	613	622	628	629	630	630-316	Special Finish
AP530 Family: 1-1/2" Diameter											
AP531 1-1/2" Diameter Straight Standoffs Square Ends	12"	398.00	428.00	428.00	428.00	398.00	266.00	342.00	285.00	371.00	498.00
	18"	421.00	450.00	450.00	450.00	421.00	277.00	356.00	297.00	386.00	527.00
	24"	444.00	473.00	473.00	473.00	444.00	287.00	370.00	308.00	401.00	555.00
	36"	481.00	512.00	512.00	512.00	481.00	318.00	410.00	341.00	444.00	602.00
	48"	548.00	562.00	562.00	562.00	548.00	373.00	482.00	401.00	522.00	685.00
	60"	598.00	614.00	614.00	614.00	598.00	400.00	516.00	430.00	559.00	748.00
	72"	647.00	664.00	664.00	664.00	647.00	426.00	550.00	458.00	596.00	809.00
AP532 1-1/2" Diameter Straight Standoffs Radius Ends	12"	428.00	458.00	458.00	458.00	428.00	296.00	372.00	315.00	401.00	535.00
	18"	451.00	480.00	480.00	480.00	451.00	307.00	386.00	327.00	416.00	564.00
	24"	474.00	503.00	503.00	503.00	474.00	317.00	400.00	338.00	431.00	593.00
	36"	511.00	542.00	542.00	542.00	511.00	348.00	440.00	371.00	474.00	639.00
	48"	578.00	592.00	592.00	592.00	578.00	403.00	512.00	431.00	552.00	723.00
	60"	628.00	644.00	644.00	644.00	628.00	430.00	546.00	460.00	589.00	785.00
	72"	677.00	694.00	694.00	694.00	677.00	456.00	580.00	488.00	626.00	847.00
AP533 1-1/2" Diameter Offset Standoffs Square Ends	12"	428.00	458.00	458.00	458.00	428.00	296.00	372.00	315.00		535.00
	18"	451.00	480.00	480.00	480.00	451.00	307.00	386.00	327.00		564.00
	24"	474.00	503.00	503.00	503.00	474.00	317.00	400.00	338.00		593.00
	36"	511.00	542.00	542.00	542.00	511.00	348.00	440.00	371.00		639.00
	48"	578.00	592.00	592.00	592.00	578.00	403.00	512.00	431.00		723.00
	60"	628.00	644.00	644.00	644.00	628.00	430.00	546.00	460.00		785.00
	72"	677.00	694.00	694.00	694.00	677.00	456.00	580.00	488.00		847.00
AP534 1-1/2" Diameter Offset Standoffs Radius Ends	12"	458.00	488.00	488.00	488.00	458.00	326.00	402.00	345.00		573.00
	18"	481.00	510.00	510.00	510.00	481.00	337.00	416.00	357.00		602.00
	24"	504.00	533.00	533.00	533.00	504.00	347.00	430.00	368.00		630.00
	36"	541.00	572.00	572.00	572.00	541.00	378.00	470.00	401.00		677.00
	48"	608.00	622.00	622.00	622.00	608.00	433.00	542.00	461.00		760.00
	60"	658.00	674.00	674.00	674.00	658.00	460.00	576.00	490.00		823.00
	72"	707.00	724.00	724.00	724.00	707.00	486.00	610.00	518.00		884.00
	84"	802.00	818.00	818.00	818.00	802.00	532.00	669.00	567.00		1,003.00



NEW AP SERIES ARCHITECTURAL PULLS

AP600 SERIES - LEATHER WRAPPED LADDER PULLS



PRICE ADDERS - LIST PRICE PER PULL

Mounting Types		Door Thickness		MidPost
E	Standard	0	25.00	75.00
G	21.00	1	Standard	
J	21.00	2	Standard	
L	84.00	3	Standard	
M	84.00	4	Standard	
N	50.00	5	Standard	
		6	10.00	
		7	10.00	
		8	10.00	

Family	OA Size	605/606	609	611/612	613	622	628	629	630	630-316	Special Finishes
AP610 Family: 1" Diameter											
AP611 1" Diameter Straight Standoffs Square Ends Leather Wrapped	12"	834.00	861.00	861.00	861.00	834.00	628.00	662.00	635.00	676.00	918.00
	18"	954.00	982.00	982.00	982.00	954.00	747.00	786.00	755.00	802.00	1043.00
	24"	1174.00	1204.00	1204.00	1204.00	1174.00	967.00	1010.00	975.00	1028.00	1268.00
	36"	1614.00	1648.00	1648.00	1648.00	1614.00	1407.00	1458.00	1415.00	1480.00	1718.00
	48"	1654.00	1691.00	1691.00	1691.00	1654.00	1424.00	1506.00	1455.00	1532.00	1768.00
	60"	2130.00	2169.00	2169.00	2169.00	2130.00	1900.00	1988.00	1931.00	2016.00	2250.00
	72"	2157.00	2198.00	2198.00	2198.00	2157.00	1927.00	2019.00	1957.00	2050.00	2284.00
	84"	2433.00	2476.00	2476.00	2476.00	2433.00	2203.00	2300.00	2233.00	2333.00	2567.00
AP612 1" Diameter Straight Standoffs Radius Ends Leather Wrapped	96"	2459.00	2504.00	2504.00	2504.00	2459.00	2229.00	2332.00	2260.00	2368.00	2599.00
	12"	864.00	891.00	891.00	891.00	864.00	658.00	692.00	665.00	706.00	955.00
	18"	984.00	1012.00	1012.00	1012.00	984.00	777.00	816.00	785.00	832.00	1080.00
	24"	1204.00	1234.00	1234.00	1234.00	1204.00	997.00	1040.00	1005.00	1058.00	1305.00
	36"	1644.00	1678.00	1678.00	1678.00	1644.00	1437.00	1488.00	1445.00	1510.00	1755.00
	48"	1684.00	1721.00	1721.00	1721.00	1684.00	1454.00	1536.00	1485.00	1562.00	1805.00
	60"	2160.00	2199.00	2199.00	2199.00	2160.00	1930.00	2018.00	1961.00	2046.00	2288.00
	72"	2187.00	2228.00	2228.00	2228.00	2187.00	1957.00	2049.00	1987.00	2080.00	2322.00
AP613 1" Diameter Offset Standoffs Square Ends Leather Wrapped	84"	2463.00	2506.00	2506.00	2506.00	2463.00	2233.00	2330.00	2263.00	2363.00	2604.00
	96"	2489.00	2534.00	2534.00	2534.00	2489.00	2259.00	2362.00	2290.00	2398.00	2637.00
	12"	864.00	891.00	891.00	891.00	864.00	658.00	692.00	665.00		955.00
	18"	984.00	1012.00	1012.00	1012.00	984.00	777.00	816.00	785.00		1080.00
	24"	1204.00	1234.00	1234.00	1234.00	1204.00	997.00	1040.00	1005.00		1305.00
	36"	1644.00	1678.00	1678.00	1678.00	1644.00	1437.00	1488.00	1445.00		1755.00
	48"	1684.00	1721.00	1721.00	1721.00	1684.00	1454.00	1536.00	1485.00		1805.00
	60"	2160.00	2199.00	2199.00	2199.00	2160.00	1930.00	2018.00	1961.00		2288.00
AP614 1" Diameter Offset Standoffs Radius Ends Leather Wrapped	72"	2187.00	2228.00	2228.00	2228.00	2187.00	1957.00	2049.00	1987.00		2322.00
	84"	2463.00	2506.00	2506.00	2506.00	2463.00	2233.00	2330.00	2263.00		2604.00
	96"	2489.00	2534.00	2534.00	2534.00	2489.00	2259.00	2362.00	2290.00		2637.00
	12"	894.00	921.00	921.00	921.00	894.00	688.00	722.00	695.00		993.00
	18"	1014.00	1042.00	1042.00	1042.00	1014.00	807.00	846.00	815.00		1118.00
	24"	1234.00	1264.00	1264.00	1264.00	1234.00	1027.00	1070.00	1035.00		1343.00
	36"	1674.00	1708.00	1708.00	1708.00	1674.00	1467.00	1518.00	1475.00		1793.00
	48"	1714.00	1751.00	1751.00	1751.00	1714.00	1484.00	1566.00	1515.00		1843.00
60"	2190.00	2229.00	2229.00	2229.00	2190.00	1960.00	2048.00	1991.00		2325.00	
72"	2217.00	2258.00	2258.00	2258.00	2217.00	1987.00	2079.00	2017.00		2359.00	
84"	2493.00	2536.00	2536.00	2536.00	2493.00	2263.00	2360.00	2293.00		2642.00	
96"	2519.00	2564.00	2564.00	2564.00	2519.00	2289.00	2392.00	2320.00		2674.00	



NEW AP SERIES ARCHITECTURAL PULLS

AP600 SERIES - LEATHER WRAPPED LADDER PULLS

Family	OA Size	605/606	609	611/612	613	622	628	629	630	630-316	Special Finishes
AP620 Family: 1-1/4" Diameter											
AP621 1-1/4" Diameter Straight Standoffs Square Ends Leather Wrapped	12"	849.00	877.00	877.00	877.00	849.00	639.00	676.00	646.00	690.00	829.00
	18"	969.00	999.00	999.00	999.00	969.00	759.00	800.00	766.00	816.00	974.00
	24"	1189.00	1220.00	1220.00	1220.00	1189.00	979.00	1024.00	986.00	1042.00	1219.00
	36"	1679.00	1714.00	1714.00	1714.00	1679.00	1469.00	1522.00	1476.00	1544.00	1759.00
	48"	1919.00	1957.00	1957.00	1957.00	1919.00	1686.00	1768.00	1715.00	1795.00	2047.00
	60"	2145.00	2185.00	2185.00	2185.00	2145.00	1912.00	2000.00	1941.00	2029.00	2305.00
	72"	2321.00	2363.00	2363.00	2363.00	2321.00	2088.00	2182.00	2118.00	2214.00	2516.00
	84"	2498.00	2542.00	2542.00	2542.00	2498.00	2264.00	2363.00	2294.00	2398.00	2724.00
96"	2674.00	2720.00	2720.00	2720.00	2674.00	2441.00	2544.00	2470.00	2581.00	2933.00	
AP622 1-1/4" Diameter Straight Standoffs Radius Ends Leather Wrapped	12"	879.00	907.00	907.00	907.00	879.00	669.00	706.00	676.00	720.00	859.00
	18"	999.00	1029.00	1029.00	1029.00	999.00	789.00	830.00	796.00	846.00	1004.00
	24"	1219.00	1250.00	1250.00	1250.00	1219.00	1009.00	1054.00	1016.00	1072.00	1249.00
	36"	1709.00	1744.00	1744.00	1744.00	1709.00	1499.00	1552.00	1506.00	1574.00	1789.00
	48"	1949.00	1987.00	1987.00	1987.00	1949.00	1716.00	1798.00	1745.00	1825.00	2077.00
	60"	2175.00	2215.00	2215.00	2215.00	2175.00	1942.00	2030.00	1971.00	2059.00	2335.00
	72"	2351.00	2393.00	2393.00	2393.00	2351.00	2118.00	2212.00	2148.00	2244.00	2546.00
	84"	2528.00	2572.00	2572.00	2572.00	2528.00	2294.00	2393.00	2324.00	2428.00	2754.00
96"	2704.00	2750.00	2750.00	2750.00	2704.00	2471.00	2574.00	2500.00	2611.00	2963.00	
AP623 1-1/4" Diameter Offset Standoffs Square Ends Leather Wrapped	12"	879.00	907.00	907.00	907.00	879.00	669.00	706.00	676.00		859.00
	18"	999.00	1029.00	1029.00	1029.00	999.00	789.00	830.00	796.00		1004.00
	24"	1219.00	1250.00	1250.00	1250.00	1219.00	1009.00	1054.00	1016.00		1249.00
	36"	1709.00	1744.00	1744.00	1744.00	1709.00	1499.00	1552.00	1506.00		1789.00
	48"	1949.00	1987.00	1987.00	1987.00	1949.00	1716.00	1798.00	1745.00		2077.00
	60"	2175.00	2215.00	2215.00	2215.00	2175.00	1942.00	2030.00	1971.00		2335.00
	72"	2351.00	2393.00	2393.00	2393.00	2351.00	2118.00	2212.00	2148.00		2546.00
	84"	2528.00	2572.00	2572.00	2572.00	2528.00	2294.00	2393.00	2324.00		2754.00
96"	2704.00	2750.00	2750.00	2750.00	2704.00	2471.00	2574.00	2500.00		2963.00	
AP624 1-1/4" Diameter Offset Standoffs Radius Ends Leather Wrapped	12"	909.00	937.00	937.00	937.00	909.00	699.00	736.00	706.00		889.00
	18"	1029.00	1059.00	1059.00	1059.00	1029.00	819.00	860.00	826.00		1034.00
	24"	1249.00	1280.00	1280.00	1280.00	1249.00	1039.00	1084.00	1046.00		1279.00
	36"	1739.00	1774.00	1774.00	1774.00	1739.00	1529.00	1582.00	1536.00		1819.00
	48"	1979.00	2017.00	2017.00	2017.00	1979.00	1746.00	1828.00	1775.00		2107.00
	60"	2205.00	2245.00	2245.00	2245.00	2205.00	1972.00	2060.00	2001.00		2365.00
	72"	2381.00	2423.00	2423.00	2423.00	2381.00	2148.00	2242.00	2178.00		2576.00
	84"	2558.00	2602.00	2602.00	2602.00	2558.00	2324.00	2423.00	2354.00		2784.00
96"	2734.00	2780.00	2780.00	2780.00	2734.00	2501.00	2604.00	2530.00		2993.00	



NEW AP SERIES ARCHITECTURAL PULLS

AP600 SERIES - LEATHER WRAPPED LADDER PULLS

Family	OA Size	605/606	609	611/612	613	622	628	629	630	630-316	Special Finishes
AP630 Family: 1-1/2" Diameter											
AP631 1-1/2" Diameter Straight Standoffs Square Ends Leather Wrapped	12"	859.00	887.00	887.00	887.00	859.00	646.00	691.00	659.00	707.00	858.00
	18"	979.00	1009.00	1009.00	1009.00	979.00	766.00	815.00	779.00	833.00	1003.00
	24"	1199.00	1231.00	1231.00	1231.00	1199.00	986.00	1039.00	999.00	1059.00	1248.00
	36"	1690.00	1726.00	1726.00	1726.00	1690.00	1476.00	1537.00	1489.00	1561.00	1788.00
	48"	1931.00	1970.00	1970.00	1970.00	1931.00	1693.00	1783.00	1727.00	1811.00	2074.00
	60"	2158.00	2199.00	2199.00	2199.00	2158.00	1919.00	2014.00	1953.00	2044.00	2332.00
	72"	2335.00	2378.00	2378.00	2378.00	2335.00	2096.00	2195.00	2129.00	2228.00	2541.00
	84"	2512.00	2557.00	2557.00	2557.00	2512.00	2272.00	2376.00	2305.00	2412.00	2749.00
AP632 1-1/2" Diameter Straight Standoffs Radius Ends Leather Wrapped	96"	2688.00	2736.00	2736.00	2736.00	2688.00	2448.00	2559.00	2482.00	2597.00	2960.00
	12"	889.00	917.00	917.00	917.00	889.00	676.00	721.00	689.00	737.00	888.00
	18"	1009.00	1039.00	1039.00	1039.00	1009.00	796.00	845.00	809.00	863.00	1033.00
	24"	1229.00	1261.00	1261.00	1261.00	1229.00	1016.00	1069.00	1029.00	1089.00	1278.00
	36"	1720.00	1756.00	1756.00	1756.00	1720.00	1506.00	1567.00	1519.00	1591.00	1818.00
	48"	1961.00	2000.00	2000.00	2000.00	1961.00	1723.00	1813.00	1757.00	1841.00	2104.00
	60"	2188.00	2229.00	2229.00	2229.00	2188.00	1949.00	2044.00	1983.00	2074.00	2362.00
	72"	2365.00	2408.00	2408.00	2408.00	2365.00	2126.00	2225.00	2159.00	2258.00	2571.00
AP633 1-1/2" Diameter Offset Standoffs Square Ends Leather Wrapped	84"	2542.00	2587.00	2587.00	2587.00	2542.00	2302.00	2406.00	2335.00	2442.00	2779.00
	96"	2718.00	2766.00	2766.00	2766.00	2718.00	2478.00	2589.00	2512.00	2627.00	2990.00
	12"	889.00	917.00	917.00	917.00	889.00	676.00	721.00	689.00		888.00
	18"	1009.00	1039.00	1039.00	1039.00	1009.00	796.00	845.00	809.00		1033.00
	24"	1229.00	1261.00	1261.00	1261.00	1229.00	1016.00	1069.00	1029.00		1278.00
	36"	1720.00	1756.00	1756.00	1756.00	1720.00	1506.00	1567.00	1519.00		1818.00
	48"	1961.00	2000.00	2000.00	2000.00	1961.00	1723.00	1813.00	1757.00		2104.00
	60"	2188.00	2229.00	2229.00	2229.00	2188.00	1949.00	2044.00	1983.00		2362.00
AP634 1-1/2" Diameter Offset Standoffs Radius Ends Leather Wrapped	72"	2365.00	2408.00	2408.00	2408.00	2365.00	2126.00	2225.00	2159.00		2571.00
	84"	2542.00	2587.00	2587.00	2587.00	2542.00	2302.00	2406.00	2335.00		2779.00
	96"	2718.00	2766.00	2766.00	2766.00	2718.00	2478.00	2589.00	2512.00		2990.00
	12"	919.00	947.00	947.00	947.00	919.00	706.00	751.00	719.00		918.00
	18"	1039.00	1069.00	1069.00	1069.00	1039.00	826.00	875.00	839.00		1063.00
	24"	1259.00	1291.00	1291.00	1291.00	1259.00	1046.00	1099.00	1059.00		1308.00
	36"	1750.00	1786.00	1786.00	1786.00	1750.00	1536.00	1597.00	1549.00		1848.00
	48"	1991.00	2030.00	2030.00	2030.00	1991.00	1753.00	1843.00	1787.00		2134.00
AP634 1-1/2" Diameter Offset Standoffs Radius Ends Leather Wrapped	60"	2218.00	2259.00	2259.00	2259.00	2218.00	1979.00	2074.00	2013.00		2392.00
	72"	2395.00	2438.00	2438.00	2438.00	2395.00	2156.00	2255.00	2189.00		2601.00
	84"	2572.00	2617.00	2617.00	2617.00	2572.00	2332.00	2436.00	2365.00		2809.00
	96"	2748.00	2796.00	2796.00	2796.00	2748.00	2508.00	2619.00	2542.00		3020.00










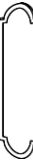




BOXED PRICES ARE STOCKED IN OCEANSIDE AND AVAILABLE FOR QUICK SHIP.
STOCKING LIST FOR OTHER WAREHOUSES ALSO AVAILABLE.












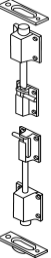







Mastercraft Bronze Notes:

- DB - Dark Bronze
- SB - Satin Bronze
- SND - Satin Nickel Bronze
- 612 - Satin Bronze
- 613 - Oil Rubbed Bronze

TRIMCO	DESCRIPTION	DB	SB	SNB	612	613		710 	Special Finishes
	STANLEY MasterCraft Bronze Push Plate 3-1/2" x 20-1/2" FORMER PART #: 15	520.00	520.00	520.00	520.00	520.00		Quote	Quote
	PIERCE  Classic Pull Plate 3-1/2" x 20-1/2" FORMER PART #: 16 <u>Note(s):</u>	716.00	716.00	716.00	716.00	716.00		Quote	Quote
		BTB application available. Add \$22.00 LIST per location.							
	LAVA Classic Push Plate 3-5/8" x 20-1/2" FORMER PART #: 17	520.00	520.00	520.00	520.00	520.00		Quote	Quote
	LAVA - CAIRO  Classic Pull Plate 3-5/8" x 20-1/2" FORMER PART #: 18 <u>Note(s):</u>	866.00	866.00	866.00	866.00	866.00		Quote	Quote
		BTB application available. Add \$20.00 LIST per location.							
	35  Classic Door Pull 12-1/2" ctc <u>Note(s):</u>	728.00	728.00	728.00	728.00			Quote	Quote
		BTB application available. Add \$20.00 LIST per location.							
	WENDELL MasterCraft Bronze Push Plate 3-3/4" x 15" FORMER PART #: 50	474.00	474.00	474.00	474.00			Quote	Quote
	WENDELL X1117-1  MasterCraft Bronze Pull Plate 3-3/4" x 15" x 5" ctc Pull FORMER PART #: 15x1117-1	554.00	554.00	554.00	554.00			Quote	Quote

















BOXED PRICES ARE STOCKED IN OCEANSIDE AND AVAILABLE FOR QUICK SHIP.
STOCKING LIST FOR OTHER WAREHOUSES ALSO AVAILABLE.

TRIMCO	DESCRIPTION	605/606	613	625	626	628	629	630	710 Cu+	Special Finishes
	BP1 1" dia. Back Plate for Pulls .125	13.75	13.75	13.75	13.50	13.25	13.75	13.50		16.75
	BP2 1-1/4" dia. Back Plate for Pulls .125	13.75	13.75	13.75	13.50	13.25	13.75	13.50		16.75
	BP3 1-1/2" dia. Back Plate for Pulls .125	17.00	17.00	17.00	16.75	16.50	17.00	16.75		21.25
	BP4 2" dia. Back Plate for Pulls .125	17.00	17.00	17.00	16.75	16.50	17.00	16.75		21.25
	57  Classic Pull - 8" ctc with Decorative Roses <u>Note(s):</u> Thru-Bolt mounting standard. See Mounting Methods for additional options.	309.00	309.00	309.00	298.00					386.00
	58  Classic Pull - 8" ctc <u>Note(s):</u> Thru-Bolt mounting standard. See Mounting Methods for additional options.	273.00	273.00	273.00	263.00					341.00
	59  Classic Pull - 10" ctc <u>Note(s):</u> Thru-Bolt mounting standard. See Mounting Methods for additional options.	294.00	294.00	294.00	284.00					368.00
	111 Escutcheon	47.50	47.50	58.50	47.50					73.00
	242 Flush Pull 2-1/2" dia.	9.00	9.00	10.00	6.40					12.25
	243T Cane Bolt - Top - 15"	363.00	363.00	363.00	363.00					454.00
	244B Cane Bolt - Bottom - 30" <u>Note(s):</u> Cane Bolts can me made to any length required. Price at \$7.00/inch.	477.00	477.00	477.00	477.00					596.00
	248 Flush Pull 1-1/2" x 4"	10.00	10.00	10.00	8.80					12.75
	507  ADA Restroom Sign - Men - Braille White on Blue ONLY - 8" x 8" 1/32" Raised Letters & Pictogram									58.00
	508  ADA Restroom Sign-Women-Braille White on Blue ONLY - 8" x 8" 1/32" Raised Letters & Pictogram									58.00
	509  ADA Restroom Sign-Unisex - Braille White on Blue ONLY - 8" x 8" 1/32" Raised Letters & Pictogram									64.00

PRICE LIST 18a








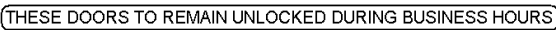

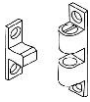




BOXED PRICES ARE STOCKED IN OCEANSIDE AND AVAILABLE FOR QUICK SHIP.
STOCKING LIST FOR OTHER WAREHOUSES ALSO AVAILABLE.

TRIMCO	DESCRIPTION	605/606	613	625	626	628	629	630	710 Cu+	Special Finishes
 527	 ADA Restroom Sign-Men/HC-Braille White on Blue ONLY - 8" x 8" 1/32" Raised Letters & Pictogram									64.00
 528	 ADA Restroom Sign-Women/HC- Braille White on Blue ONLY- 8" x 8" 1/32" Raised Letters & Pictogram									64.00
 529	 ADA Restroom Sign-Unisex/HC-Braille White on Blue ONLY - 8" x 8" 1/32" Raised Letters & Pictogram									64.00
 553	Drawer Pull 3" ctc	21.00	21.00	28.50	20.50				48.25	35.75
 562-3	Drawer Pull 3-1/2" ctc	8.80	8.80	9.00	8.20		10.25	8.20	17.25	12.75
562-4	Drawer Pull 4" ctc	10.50	13.25	9.70	8.70		16.00	8.70	27.00	20.00
562-96(mm)	Drawer Pull 96mm ctc	16.25	16.25	16.25	16.25		19.40	16.25	32.75	24.25
	<u>Note(s):</u> Add \$0.75 LIST for screws over 1-1/2" long.									
 571-6	Cabinet Pull - 6" ctc							24.25	40.75	
571-8	Cabinet Pull - 8" ctc							29.00	48.50	
571-10	Cabinet Pull - 10" ctc							33.50	56.50	
 620	Door Knocker	66.00	66.00	66.00	66.00					82.50
620V	With Viewer (975)	87.00	87.00	87.00	87.00					109.00
620VE	With Engraving (3 characters) Prep for Viewer ONLY add \$6.25 LIST	108.00	108.00	108.00	108.00					135.00
 621	Door Knocker	94.50	94.50	94.50	92.50					118.00
621V	With Viewer (975)	121.00	121.00	121.00	116.00					151.00
621VE	With Engraving (3 characters) Prep for Viewer ONLY add \$6.25 LIST	142.00	142.00	142.00	137.00					177.00
 625CV	Door Knocker with Viewer and Card Holder	85.50	85.50	85.50	84.50					107.00
 625CVE	Door Knocker with Viewer, Card Holder & 1/2" Engraving (3 characters)	91.00	91.00	91.00	90.00					114.00
 625V	Door Knocker with Viewer	91.00	91.00	91.00	90.00					114.00
625VE	Door Knocker with Viewer & 1/2" Engraving (3 characters)	97.00	97.00	97.00	95.00					121.00















BOXED PRICES ARE STOCKED IN OCEANSIDE AND AVAILABLE FOR QUICK SHIP.
STOCKING LIST FOR OTHER WAREHOUSES ALSO AVAILABLE.

TRIMCO	DESCRIPTION	605/606	613	625	626	628	629	630	710 Cu+	Special Finishes
	751  Handicap Sign with Braille White on Blue ONLY - 8" x 8" ADA									105.00
	752 Title 24 Restroom Sign - Unisex 12" Triangle - 12" dia. Circle White on Blue ONLY									120.00
	753 Title 24 Restroom Sign - Men 12" Triangle White on Blue ONLY									63.00
	754 Title 24 Restroom Sign - Women 12" dia. Circle White on Blue ONLY									63.00
	<u>Note(s):</u> 752, 753 & 754 do not have braille. Available upon request. Call for quote.									
	760 Engraved Plastic Sign Sketch Required									
		<u>Letter Size</u>	<u>Material</u>	<u>Per Letter</u>						
		1/2"	24.25	6.50						
		1"	30.75	7.50						
		2"	44.00	8.50						
		Int'l Code Symbol	57.75	103.00						
	771 Decal Signage "This Door..."									16.75
	<u>Note(s):</u> 2 Pack: 1 - Black Letters on Clear & 1 - White Letters on Clear									
										
	773 Decal Signage "These Doors..." Black letters on Silver ONLY									16.75
										
	793 Engraved Metal Sign Sketch Required									
		<u>Letter Size</u>	<u>Material</u>	<u>Per Letter</u>						
		1/2"	51.50	13.20						
		1"	59.00	14.80						
		2"	80.00	22.00						
		Int'l Code Symbol	139.00	157.00						
	802 3-Way Catch Machine Finish 3/8" x 1-5/16"	14.00			13.75					27.50
		606 Only								
	804 3-Way Catch Machine Finish 1/2" x 2-3/4"	19.75			19.50					39.00
		606 Only								
	810 Heavy Duty Magnetic Catch 3-1/4" x 1" x 3/4"									13.75
	<u>Note(s):</u> 603 finish only (Zinc over Steel)									

PRICE LIST 18a



BOXED PRICES ARE STOCKED IN OCEANSIDE AND AVAILABLE FOR QUICK SHIP.
STOCKING LIST FOR OTHER WAREHOUSES ALSO AVAILABLE.

























TRIMCO	DESCRIPTION	605/606	613	625	626	628	629	630	710 Cu+	Special Finishes
 975	Door Viewer 160°	7.90 605 only	36.75	7.90						
 975-1	 UL Door Viewer 160° - 11/16" to 1-1/16" thick door	12.00 605 only		12.00						
 975L	Door Viewer - Extra Long 160°	9.00 605 only	43.25	9.00						
975U	 UL Door Viewer 160°	9.00 605 only	43.25	9.00						
975U-CAP	 UL Door Viewr with Cap 160°	14.50 605 only	50.50	14.50						
975CV	Cap only for 975 Viewer (10 pk)	65.50 605 only	82.50	65.50						
 976	Door Viewer 180°	10.50 605 only	45.50	11.25						
976U	 UL Door Viewer 180°	12.00 605 only	47.50	12.75						
976U-CAP	 UL Door Viewer with Cap 180°	18.00 605 only	52.50	18.00						
976CV	Cap only for 976 Viewer (10 pk) 180°	60.00 605 only	75.00	60.00						
T-Etch Plates	T-Etch Push Plates - .050" Monochrome Color Infill 1 Color (per color, per plate) Additional Infill Colors (per color, per plate)	List Adder 480.00								
		55.00								
		40.00								
	<u>Note(s):</u>	Order form and Logo Authorization Form available online at www.trimcohardware.com								
 1001-1	Push Plate 3" x 12"	29.50	29.50		28.25	28.25	29.50	12.50	49.50	36.75
1001-1CFC	Push Plate 3" x 12" - Cut for Cyl	40.00	40.00		39.00	39.00	40.00	23.00	67.50	50.00
1001-2	Push Plate 3-1/2" X 15"	26.25	29.50		34.75	12.50	34.75	15.75	58.50	43.25
1001-2CFC	Push Plate 3-1/2" X 15" Cut for Cyl	36.75	40.00		45.25	23.25	45.25	26.25	62.00	46.00
1001-3	Push Plate 4" x 16"	29.50	34.75		34.75	12.50	34.75	15.75	49.75	43.25
1001-3CFC	Push Plate 4" x 16" - Cut for Cyl	40.00	45.25		45.25	23.25	45.25	26.25	76.25	56.50
1001-9	Push Plate 6" x 16"	45.25	56.50		45.25	58.00	60.00	25.25	101.00	75.00
1001-9CFC	Push Plate 6" x 16" - Cut for Cyl	55.75	67.50		55.75	67.50	70.50	35.75	119.00	88.25
1001-11	Push Plate 8" x 16"	68.50	68.50		68.50	66.00	68.50	45.25	115.00	85.50
	<u>Note(s):</u>	CFC - Cut for cylinder. Standard for 1001-1, 1001-2 & 1001-3: 1-1/4" hole, 2" from top of plate to center of hole. Specify for other location and for 1001-9 & 1001-11.								



PRICE LIST 18a



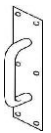






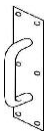





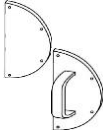





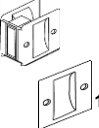
BOXED PRICES ARE STOCKED IN OCEANSIDE AND AVAILABLE FOR QUICK SHIP.
STOCKING LIST FOR OTHER WAREHOUSES ALSO AVAILABLE.

TRIMCO	DESCRIPTION	605/606	613	625	626	628	629	630	710 Cu+	Special Finishes
	1010-1  Pull Plate 3" x 12" with 5" ctc Pull	87.50	96.50	96.50	94.50	93.00	96.50	96.50		121.00
	1010-2  Pull Plate 3-1/2" x 15" with 5" ctc Pull	87.50	96.50	96.50	94.50	93.00	96.50	96.50		121.00
	1010-3  Pull Plate 4" x 16" with 5" ctc Pull	94.50	101.00	101.00	100.00	97.00	101.00	100.00		125.00
	1012-2  Pull Plate 3-1/2" x 15" with 5-1/2" ctc Pull		166.00	166.00	163.00		166.00	163.00		207.00
	1012-3  Pull Plate 4" x 16" with 5-1/2" ctc Pull		166.00	166.00	163.00		166.00	163.00		207.00
  3/4" - 3/4 Round	1013-2  Pull Plate 3-1/2" x 15" with 5-1/2" ctc Pull		114.00		113.00		114.00	62.50		143.00
	1013-2B  Pull Plate 3-1/2" x 15" with 8" ctc Pull		126.00		124.00		126.00	76.50		158.00
	1013-3  Pull Plate 4" x 16" with 5-1/2" ctc Pull		126.00				126.00	79.00		158.00
	1013-3B  Pull Plate 4" x 16" with 8" ctc Pull		137.00			171.00	137.00	95.00		214.00
  1" - 1/2 Round	1014-2  Pull Plate 3-1/2" x 15" with 6" ctc Pull	82.50	82.50		81.50		82.50	61.50		103.00
	1014-3  Pull Plate 4" x 16" with 6" ctc Pull	90.00	90.00		88.50		90.00	63.50		112.00
	1014-3B  Pull Plate 4" x 16" with 8" ctc Pull	98.00	98.00		97.00		98.00	81.50		123.00
  1"x3/8" Bar	1015-2  Pull Plate 3-1/2" x 15" with 6" ctc Pull	85.50	85.50		84.50		85.50	58.00		107.00
	1015-2B  Pull Plate 3-1/2" x 15" with 8" ctc Pull	97.00	97.00		97.00		97.00	62.50		121.00
	1015-3  Pull Plate 4" x 16" with 6" ctc Pull	91.00	91.00		90.00		91.00	58.00		114.00
	1015-3B  Pull Plate 4" x 16" with 8" ctc Pull	97.00	97.00		96.00		97.00	62.50		121.00

PRICE LIST 18a



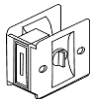







BOXED PRICES ARE STOCKED IN OCEANSIDE AND AVAILABLE FOR QUICK SHIP.
STOCKING LIST FOR OTHER WAREHOUSES ALSO AVAILABLE.

TRIMCO	DESCRIPTION	605/606	613	625	626	628	629	630	710 Cu+	Special Finishes
  Round	1017-2  Pull Plate 3-1/2" x 15" with 6" ctc Pull	78.00	78.00		77.00		78.00	43.00	132.00	98.00
	1017-2B  Pull Plate 3-1/2" x 15" with 8" ctc Pull	81.00	81.00		80.00	78.00	81.00	43.00	136.00	101.00
	1017-3  Pull Plate 4" x 16" with 6" ctc Pull	83.50	83.50		82.50	81.00	83.50	44.00	141.00	104.00
	1017-3B  Pull Plate 4" x 16" with 8" ctc Pull	89.50	89.50		88.00	86.50	89.50	44.00	151.00	112.00
	1017-3C  Pull Plate 4" x 16" with 10" ctc Pull	96.50	96.50		96.50		96.50	47.25	163.00	120.75
  Round	1018-2  Pull Plate 3-1/2" x 15" with 8" ctc Pull	130.00	130.00		124.00		130.00	68.50	220.00	163.00
	1018-2B  Pull Plate 3-1/2" x 15" with 10" ctc Pull	146.00	146.00				146.00	73.50	246.00	182.00
	1018-3  Pull Plate 4" x 16" with 8" ctc Pull	146.00	146.00				146.00	69.50	246.00	182.00
	1018-3B  Pull Plate 4" x 16" with 10" ctc Pull	173.00	173.00		173.00		173.00	73.50	292.00	217.00
	1041-4 Push Plate 8" x 16"	176.00	176.00		176.00		176.00	132.00		221.00
	1056-4  Pull Plate 8" x 16" with 8" ctc Pull	259.00	259.00		259.00		259.00	210.00		324.00
	1059 Round Flush Cup Pull Drive fit	56.50	62.00	62.00	55.50					77.50
	1060 Flush Pull 2-3/4" x 4-1/4"	61.00	51.00	80.00	42.50				108.00	80.00
	1061 Flush Pull 2-1/16" x 3-1/8"	38.75	38.75	61.00	37.25				101.25	75.00
<u>Note(s):</u> Standard inside finish is black. For same finish inside and outside, add \$12.00 LIST. Example: 1060.626/626										
	1062 Concealed Door Pull Edge 1" x 4-1/4"	73.50	73.50	73.50	59.50					92.00
	1063 Concealed Center Door Pull 3-7/8" x 3/4"	30.75	30.75	30.75	20.50					38.50
	1064 Pocket Door Pull - Passage for both a 1-3/8" and 1-3/4" door	16.25	19.50	19.50	16.25					24.25
	1064FCP Pocket Door Pull -Flush Cup Pull	12.75	12.75	12.75	10.25					16.00

PRICE LIST 18a

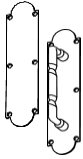





















BOXED PRICES ARE STOCKED IN OCEANSIDE AND AVAILABLE FOR QUICK SHIP.
STOCKING LIST FOR OTHER WAREHOUSES ALSO AVAILABLE.

TRIMCO	DESCRIPTION	605/606	613	625	626	628	629	630	710 Cu+	Special Finishes
	1065 Pocket Door Pull - Privacy for a 1-3/8" door	18.50	21.00	20.00	18.00					26.25
	1065-175 Pocket Door Pull - Privacy for 1-3/4" door	19.50	22.00	21.00	18.00					27.50
	1065CD Pocket Door Pull - Connecting Door	20.50	22.75	22.75	19.25					28.50
	1066S Flush Pull Spindle Type 9/32" Square Spindle	303.00	303.00	303.00	249.00					379.00
	1066S-516 Flush Pull Spindle Type 5/16" Square Spindle	303.00	303.00	303.00	249.00					379.00
	1066S-38 Flush Pull Spindle Type 3/8" Square Spindle	303.00	303.00	303.00	249.00					379.00
	1066S-DUMMY Flush Pull Spindle Type - Dummy	337.00	337.00	337.00	281.00					421.25
	<u>Note(s):</u> 1066/1067/1068 Order Form must accompany PO. Add \$80.00 LIST for special prep or modification.									
	1067 Flush Pull Spindle Type 9/32" Square Spindle	303.00	303.00	303.00	249.00					379.00
	1067-516 Flush Pull Spindle Type 5/16" Square Spindle	303.00	303.00	303.00	249.00					379.00
	1067-38 Flush Pull Spindle Type 3/8" Square Spindle	303.00	303.00	303.00	249.00					379.00
	1067-DUMMY Flush Pull Spindle Type - Dummy	337.00	337.00	337.00	281.00					421.25
	<u>Note(s):</u> 1066/1067/1068 Order Form must accompany PO. Add \$80.00 LIST for special prep or modification. Must specify lockset.									
	1068 Flush Pull Spindle Type 9/32" Square Spindle	414.00	414.00	414.00	359.00					517.00
	1068-516 Flush Pull Spindle Type 5/16" Square Spindle	414.00	414.00	414.00	359.00					517.00
	1068-38 Flush Pull Spindle Type 3/8" Square Spindle	414.00	414.00	414.00	359.00					517.00
	1068-DUMMY Flush Pull Spindle Type - Dummy	447.00	447.00	447.00	392.00					559.00
	<u>Note(s):</u> 1066/1067/1068 Order Form must accompany PO. Add \$80.00 LIST for special prep or modification. Must specify lockset.									
	1069  Pocket Door - Push/Pull	247.00	247.00	247.00	188.00		247.00	188.00	417.00	309.00
	1069L  Pocket Door Pull - Passage/Latching	353.00	353.00	353.00	294.00		353.00	294.00	596.00	441.00
	1069FP  Pocket Door Pull - Full Privacy (with emergency key)	494.00	494.00	494.00	424.00		494.00	424.00	834.00	618.00
	<u>Note(s):</u> Specify door thickness and handing for 1069FP.									
















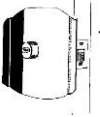



BOXED PRICES ARE STOCKED IN OCEANSIDE AND AVAILABLE FOR QUICK SHIP.
STOCKING LIST FOR OTHER WAREHOUSES ALSO AVAILABLE.

TRIMCO	DESCRIPTION	605/606	613	625	626	628	629	630	710 Cu+	Special Finishes
	1070-2 Classic Push Plate 3-1/2" x 15" only 1071-2  Classic Pull Plate 3-1/2" x 15" only with 8" ctc Pull	160.00	160.00	160.00	160.00					200.00 350.00
 1074-1	1074-1  Barn Door Latchset - Tubular - 2-3/8" BS Privacy with Push Button (Positive Latching) Rose Trim							277.00		380.00
 1074-2	1074-2  Barn Door Latchset - Mortise - 2-3/4" BS Privacy with Cylinder and Thumbturn Rose Trim							694.00		1,043.00
 1074-2E	1074-2E  Barn Door Latchset - Mortise - 2-3/4" BS Privacy with Cylinder and Thumbturn Escutcheon Trim							730.00		1,097.00
 1074-2C	1074-2C  Barn Door Latchset - Mortise - 2-3/4" BS Privacy with Cylinder & Constant Latching Rose Trim							1000.00		1,498.00
 1074-2CE	1074-2CE  Barn Door Latchset - Mortise - 2-3/4" BS Privacy with Cylinder & Constant Latching Escutcheon Trim							760.00		1,140.00
 1074-3	1074-3  Barn Door Latchset - Tubular - 2-3/8" BS Passage Rose Trim							277.00		417.00
	<p><u>Note(s):</u> Trimco supplies cylinder for mortise (-2) functions. Specify Urban lever style and handing. Specify door thickness for all models.</p> <p><u>Options:</u> 5004 - Indicator (mortise only). Add \$340 LIST. 1L - Levers only on one side (mortise only).</p>									
 WS-1074-1	Wall Strike Direct Mount									
 WSJ-1074-1	Wall Strike Jamb Mount									
Available Summer 2018! Call Customer Service for Additional Details										
WS-1074-1	Wall Strike - Direct Mount For 1074-1 Tubular Lock	195.00	195.00	195.00	195.00					265.00
WSJ-1074-1	Wall Strike - Jamb Mount For 1074-1 Tubular Lock	215.00	215.00	215.00	215.00					290.00
WS-1074-2	Wall Strike - Direct Mount For 1074-2 Mortise Lock	195.00	195.00	195.00	195.00					265.00
WSJ-1074-2	Wall Strike - Jamb Mount For 1074-2 Mortise Lock	215.00	215.00	215.00	215.00					290.00
 1082-4	Cylindrical Lock Guard - 4"						66.00	36.25		82.00
 1082-6	Cylindrical Lock Guard - 6"						77.50	56.50		97.00
 1082-6S	Cylindrical Lock Guard - 6" With Welded Thru-Bolt Studs							82.00		103.00
 1082-8	Cylindrical Lock Guard - 8" Specify Handing > RHR or LHR							82.00		103.00




















BOXED PRICES ARE STOCKED IN OCEANSIDE AND AVAILABLE FOR QUICK SHIP.
STOCKING LIST FOR OTHER WAREHOUSES ALSO AVAILABLE.

TRIMCO	DESCRIPTION	605/606	613	625	626	628	629	630	710 Cu+	Special Finishes
	1096HA  Anti-Vandal Pull with Astragal		446.00				446.00	310.00		558.00
	1096IRHA  Anti-Vandal Pull with Astragal For Von Duprin 98/99 Specify Handing.		404.00				404.00	268.00		505.00
	1096VD98-99HA  Anti-Vandal Pull with Astragal For Von Duprin 98/99 Non-Handed > Cylinder Mounted Horizontal		404.00				404.00	268.00		505.00
	1096TL  Tuf-Lok System - Anti-Vandal Push & Pull Classroom Function without Cylinder Includes Mortise Lock for outswing doors With Astragal		1,218.00				1,218.00	903.00		1,523.00
	TC201880053 Rim Cylinder Cup Use to mount rim cylinder to 1096/1097									7.00
	<u>Note(s):</u> Anti-Vandal Order Form must accompany purchase orders.									
	<u>Options:</u> FC Flush Cylinder - 1-1/2" dia. Hole 17.00 NC No Cylinder No Charge Use Order Form to Specify Handing, Device and Backset									
	1097HA  Anti-Vandal Pull without Astragal		446.00				446.00	310.00		558.00
	1097IRHA  Anti-Vandal Pull without Astragal For Von Duprin 98/99 Specify Handing.		404.00				404.00	268.00		505.00
	1097VD98-99HA  Anti-Vandal Pull without Astragal For Von Duprin 98/99 Non-Handed > Cylinder Mounted Horizontal		404.00				404.00	268.00		505.00
	1097TL  Tuf-Lok System - Anti-Vandal Push & Pull Classroom Function without Cylinder Includes Mortise Lock for outswing doors With Astragal		1,218.00				1,218.00	903.00		1,523.00
	TC201880053 Rim Cylinder Cup Use to mount rim cylinder to 1096/1097									7.00
	<u>Note(s):</u> Anti-Vandal Order Form must accompany purchase orders.									
	<u>Options:</u> FC Flush Cylinder - 1-1/2" dia. Hole 17.00 NC No Cylinder No Charge Use Order Form to Specify Handing, Device and Backset									
	1098RGHA  Anti-Vandal Pull with Astragal With/without cylinder prep Mated to specified mortice or deadlock.							347.00		461.00
	1098RG  Anti-Vandal Pull with Astragal Mated to BEST/PDQ SFIC Cylindrical Lock With/without hold back. No cores or keys supplied.							785.00		982.00
	1098RGL  Anti-Vandal Pull with Astragal Mated to PDQ LFIC Cylindrical Lock With/without hold back. No cores or keys supplied.							785.00		982.00




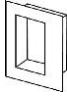
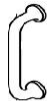
















BOXED PRICES ARE STOCKED IN OCEANSIDE AND AVAILABLE FOR QUICK SHIP.
STOCKING LIST FOR OTHER WAREHOUSES ALSO AVAILABLE.

TRIMCO	DESCRIPTION	605/606	613	625	626	628	629	630	710 Cu+	Special Finishes
	1099RGHA  Anti-Vandal Pull without Astragal With/without cylinder prep Mated to specified mortice or deadlock.							347.00		478.00
	1099RG  Anti-Vandal Pull without Astragal Mated to BEST/PDQ SFIC Cylindrical Lock With/without hold back. No cores or keys supplied.							785.00		982.00
	1099RGL  Anti-Vandal Pull without Astragal Mated to PDQ LFIC Cylindrical Lock With/without hold back. No cores or keys supplied.							785.00		982.00
	1102S  Pull - 5-1/2" ctc (see template) Surface Mounted Special BTB Application Available	57.00	57.00	57.00	45.00	55.00				71.50
	 1102T  Pull - 5-1/2" ctc Thru-bolt Mounted Special BTB Application Available	57.00	57.00	57.00	45.00	55.00				71.50
	1109-1  Pull - 5-1/2" ctc Cast		147.00		147.00	141.00				184.00
	1110-8 Flush Pull - 8" x 2-1/2"	77.00	77.00					66.50		96.50
	1110-10 Flush Pull - 10" x 2-1/2"	99.00	99.00					83.00		124.00
	1110-18 Flush Pull - 18" x 2-1/2"	166.00	166.00					150.00		207.00
	<u>Note(s):</u> Custom sizes available. Call for quote. BTB options.									
	1111A Flush Pull - 5" x 5" Mounting Holes in Cup BTB Not Available, Use 1111B	221.00	221.00				221.00	142.00	372.00	276.00
	 1111B Flush Pull - 5" x 5" Mounting Holes on Face Plate Special BTB Application Available	221.00	221.00				221.00	142.00	372.00	276.00
	 1111C  Flush Pull - 6" x 6" Mounting Holes in Cup Meets California Disability Requirements Special BTB Application Available	247.00	247.00				247.00	189.00	417.00	308.00
	1111C-PVC  Flush Pull - 6" x 6" - with PVC Coating Mounting Holes in Cup Meets California Disability Requirements Special BTB Application Available									435.00
	1111L Flush Pull - 5" x 5" Countersunk Holes on Face Plate with Lugs	247.00	247.00				247.00	189.00	417.00	308.00
	1113 Flush Pull 1-3/8" x 3-3/16"		58.00	58.00	36.75					72.00

PRICE LIST 18a






BOXED PRICES ARE STOCKED IN OCEANSIDE AND AVAILABLE FOR QUICK SHIP.
STOCKING LIST FOR OTHER WAREHOUSES ALSO AVAILABLE.

TRIMCO	DESCRIPTION	605/606	613	625	626	628	629	630	710 Cu+	Special Finishes
	1115 Flush Pull - Mounting Holes on Face Plate 3-1/2" x 4-3/4"	77.50	77.50				77.50	33.50	131.00	97.00
	1115B Flush Pull - BTB / Pair 3-1/2" x 4-3/4"	147.00	147.00				147.00	73.50	255.00	184.00
	1115C Flush Pull - Mounting Holes in Cup 3-1/2" x 4-3/4"	66.00	66.00				66.00	36.75	112.00	83.00
	1115P Flush Pull - BTB with Lugs 3-1/2" x 4-3/4"	168.00	168.00				168.00	110.00	284.00	210.00
	1117-1  Pull - 5" ctc <u>Note(s):</u> Thru-Bolt mounting standard. See Mounting Methods for additional options.	51.50	51.50	51.50	42.75	50.00				64.50
	1120  Pull - 6" ctc <u>Note(s):</u> Thru-Bolt mounting standard. See Mounting Methods for additional options.	173.00	173.00	173.00	158.00					217.00
	1134  Hospital Pull - 6" ctc	168.00	168.00	168.00	168.00				284.00	210.00
	1134B  Hospital Pull - 4-7/8" ctc BTB / Pair	368.00	368.00	368.00	368.00				620.00	459.00
	1135  Hospital Pull - 6" ctc <u>Note(s):</u> Thru-Bolt mounting standard. See Mounting Methods for additional options.	179.00	179.00				179.00	121.00	301.00	223.00
	1139-1  Pull - 6" ctc	68.50	68.50		68.50	66.00	68.50		116.00	85.50
	1139-2  Pull - 8" ctc <u>Note(s):</u> Thru-Bolt mounting standard. See Mounting Methods for additional options.	80.00	80.00		80.00	77.50	80.00	45.00	135.00	100.00
	1"x3/8" Bar									
	1150  1/2" dia. Pull - 6" ctc	65.00	65.00			63.00	65.00	50.00	110.00	81.50
	1151  1/2" dia. Pull - 8" ctc <u>Note(s):</u> Thru-Bolt mounting standard. See Mounting Methods for additional options.	70.50	70.50		70.50	65.00	70.50	52.00	119.00	88.00
	1/2" Round									






















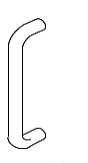







BOXED PRICES ARE STOCKED IN OCEANSIDE AND AVAILABLE FOR QUICK SHIP.
STOCKING LIST FOR OTHER WAREHOUSES ALSO AVAILABLE.

TRIMCO	DESCRIPTION	605/606	613	625	626	628	629	630	710 Cu+	Special Finishes
	<p>1160 Series</p>	<p><u>NEW! - Now the AP400 Series</u> See AP400 Options & Pricing on Pages 4-6</p>								
	<p>1170 Series</p>	<p><u>NEW! - Now the AP400 Series</u> See AP400 Options & Pricing on Pages 4-6</p>								
	<p>1185 Series</p>	<p><u>NEW! - Now the AP300 Series</u> See AP300 Options & Pricing on Page 3</p>								

PRICE LIST 18a










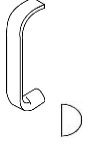


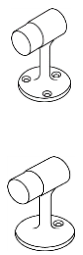
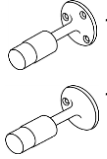
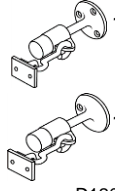



BOXED PRICES ARE STOCKED IN OCEANSIDE AND AVAILABLE FOR QUICK SHIP.
STOCKING LIST FOR OTHER WAREHOUSES ALSO AVAILABLE.

TRIMCO	DESCRIPTION	605/606	613	625	626	628	629	630	710 Cu+	Special Finishes
  Round	 1191-1 3/4" dia. 90° Offset Pull - 8" ctc	126.00	126.00	126.00	126.00	121.00	126.00	76.50	213.00	158.00
	 1191-2 3/4" dia. 90° Offset Pull - 10" ctc	126.00	126.00	126.00	126.00	121.00	126.00	85.05	213.00	158.00
	 1191-3 1" dia. 90° Offset Pull - 10" ctc	163.00	163.00	163.00	163.00	158.00	163.00	87.00	274.00	203.00
	 1191-4 1" dia. 90° Offset Pull - 12" ctc	173.00	173.00	173.00	173.00	168.00	173.00	97.50	293.00	217.00
	 1191-4J 1-1/4" dia. 90° Offset Pull - 12" ctc	315.00	315.00	315.00	315.00	305.00	315.00	257.00	532.00	394.00
	 1191-5 1" dia. 90° Offset Pull - 18" ctc	236.00	236.00	236.00	236.00	226.00	236.00	147.00	347.00	295.00
	 1191-5J 1-1/4" dia. 90° Offset Pull - 18" ctc	347.00	347.00	347.00	347.00	336.00	347.00	263.00	586.00	433.00
	Note(s): Thru-Bolt mounting standard. See Mounting Methods for additional options. focal Designer Option: Add \$35.00 LIST									
  3/4" - 3/4 Round	 1193-1 3/4" dia. 3/4 Round Pull 5-1/2" ctc	85.50	85.50	85.50	84.50		85.50	68.50		107.00
	 1193-2 3/4" dia. 3/4 Round Pull 8" ctc	85.50	85.50	85.50	84.50		85.50	73.50		107.00
	Note(s): Thru-Bolt mounting standard. See Mounting Methods for additional options.									
  3/4" Round	 1194-1 3/4" dia. Straight Pull - 6" ctc	64.00	64.00	64.00	63.00	62.00	64.00	33.00	108.00	80.00
	 1194-2 3/4" dia. Straight Pull - 8" ctc	68.50	68.50	68.50	68.50	66.00	68.50	35.25	115.00	85.50
	 1194-3 3/4" dia. Straight Pull - 10" ctc	74.50	74.50	74.50	74.50	71.50	74.50	39.50	126.00	93.00
	 1194-4 3/4" dia. Straight Pull - 12" ctc	80.00	80.00	80.00	79.00	77.50	80.00	48.75	135.00	105.00
	Note(s): Thru-Bolt mounting standard. See Mounting Methods for additional options.									
  Round	 1195-1 1" dia. Straight Pull - 8" ctc	99.00	99.00	99.00	97.00	96.00	99.00	57.00	167.00	124.00
	 1195-2 1" dia. Straight Pull - 10" ctc	110.00	110.00	110.00	109.00	107.00	110.00	63.00	186.00	138.00
	 1195-3 1" dia. Straight Pull - 12" ctc	117.00	117.00	117.00	117.00	114.00	117.00	75.00	197.00	146.00
	 1195-3J 1-1/4" dia. Straight Pull - 12" ctc	298.00	298.00	298.00	287.00	285.00	298.00	210.00		373.00
	 1195-6 1" dia. Straight Pull - 18" ctc	188.00	188.00	188.00	188.00	183.00	188.00	117.00	317.00	235.00
	 1195-6J 1-1/4" dia. Straight Pull - 18" ctc	353.00	353.00	353.00	353.00	341.00	353.00	249.00		441.00
	Note(s): Thru-Bolt mounting standard. See Mounting Methods for additional options.									
















BOXED PRICES ARE STOCKED IN OCEANSIDE AND AVAILABLE FOR QUICK SHIP.
STOCKING LIST FOR OTHER WAREHOUSES ALSO AVAILABLE.

TRIMCO	DESCRIPTION	605/606	613	625	626	628	629	630	710 Cu ⁺	Special Finishes	
	1198-1-12  1-1/4" dia. Grab Bar - 12"	Manufactured with Bactericidal Copper:								163.00	
	1198-1-18  1-1/4" dia. Grab Bar - 18"									179.00	
	1198-1-24  1-1/4" dia. Grab Bar - 24"									194.00	
	1198-1-30  1-1/4" dia. Grab Bar - 30"									208.00	
	1198-1-36  1-1/4" dia. Grab Bar - 36"									221.00	
	1198-1-42  1-1/4" dia. Grab Bar - 42"									273.00	
	1198-1-48  1-1/4" dia. Grab Bar - 48"									315.00	
<u>Note(s):</u> Minimum order maybe required											
	1199-1  1" dia. 1/2 Round Straight Pulls 6" ctc	68.50	68.50	68.50	68.50		68.50	59.00		85.50	
	1199-2  1" dia. 1/2 Round Straight Pulls 8" ctc	80.00	80.00	80.00	80.00		80.00	70.50		100.00	
<u>Note(s):</u> Thru-Bolt mounting standard. See Mounting Methods for additional options.											
	1200 Floor Stop Wood Screws	32.50	32.50	32.50	26.75					40.75	
	1201 Floor Stop Combo Pack	41.00	41.00	41.00	26.75					51.00	
	1201-5* Floor Stop - 5" MS ES only	139.00	139.00	139.00	132.00					173.00	
	1201CK Floor Stop Combo Pack - Torx Screws	58.50	58.50	58.50	57.00					73.00	
D1201000073 Rubber only: 1200 & 1201 (Grey)										1.50	
D1224000073 Rubber only: 1201-5 (Grey)										3.30	
	1204 Base Stop Wood Screws	34.75	34.75	34.75	26.00					43.25	
	1205 Base Stop Combo Pack	34.75	34.75	34.75	26.00					43.25	
D1201000073 Rubber only: 1204 & 1205 (Grey)										1.50	
	1206 Base Stop & Holder Wood Screws	52.50	52.50	52.50	37.50					65.50	
	1207 Base Stop & Holder Combo Pack	52.50	52.50	52.50	37.50					65.50	
D1201000073 Rubber only: 1206 & 1207 (Grey)										1.50	
	1208 Base Stop - 3-3/8" Projection Hanger Bolt	16.25	16.25	16.25	14.00					20.75	
	D1208000073 Rubber only: 1208 (Grey)									1.50	

PRICE LIST 18a









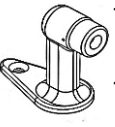
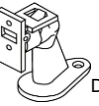
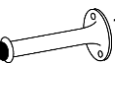

BOXED PRICES ARE STOCKED IN OCEANSIDE AND AVAILABLE FOR QUICK SHIP.
STOCKING LIST FOR OTHER WAREHOUSES ALSO AVAILABLE.

TRIMCO	DESCRIPTION	605/606	613	625	626	628	629	630	710 Cu+	Special Finishes
 1209	Heavy-Duty Floor Stop Grade 8 Tensile Bolt	66.00	66.00		49.25		66.00	49.25		82.50
 1209W	Heavy-Duty Wall Stop SS Cap Screw							49.25		
 1209HA	Extra Heavy-Duty Floor Stop 3" High Rubber; 1" dia. 7" long SS Post							89.50		
 1209HO	Heavy-duty Floor Stop, Hold-Open							87.00		
 1211	Cast Universal Dome Stop Low Rise Lip x High Rise Rubber Combo Pack	12.50	12.50	12.50	11.50					21.00
D1211000073	Rubber only: 1211 (Grey)									1.50
W1211	Wrought Universal Dome Stop Combo Pack	12.50	12.50	12.50	12.50		12.50	12.50		21.00
D121000073	Rubber only: W1211 (Grey)									1.50
 1211CL	Carpet Riser for Cast 1211 1/2" riser (Aluminum) - Specify Stop Finish	7.60	7.60			7.10				9.40
 1211CH	Carpet Riser for Cast 1211 3/4" riser (Aluminum) - Specify Stop Finish	8.10	8.10			7.90				10.50
	<u>Note(s):</u> Each 1211CL and 1211CH comes with a 2-1/4" stem and screw Risers are not available for the W1211									
 1214	Floor Stop - 1-3/4" high Combo Pack	34.75	33.50	34.75	26.50					43.25
 1214H	Floor Stop - 2-1/4" high Combo Pack	38.50	36.75	38.50	30.00					48.25
 1214CK	Floor Stop - 2-1/4" high Combo Pack - Torx Screws	46.25	41.50	46.25	36.00					58.00
D1214CK0073	Rubber only: 1214 (Grey)									3.30
 1214CK x 1268CK	Floor Stop & Anchor Plate 2-1/4" High with Torx Screws	144.00	144.00	144.00	117.00					180.00
D1214CK0073	Rubber only: 1214 (Grey)									3.30
 1215CKU	Universal Floor Stop Low Lip x High Rubber Combo Pack	37.50	37.50	37.50	30.00					47.00
D1215000073	Rubber only: 1215CKU (Grey)									3.30
 1217P	Angle Stop for Pair of Doors	45.50	45.50	45.50	36.25					45.50
1217S	Angle Stop for Single Door	45.50	45.50	45.50	36.25					45.50

PRICE LIST 18a



BOXED PRICES ARE STOCKED IN OCEANSIDE AND AVAILABLE FOR QUICK SHIP.
STOCKING LIST FOR OTHER WAREHOUSES ALSO AVAILABLE.

TRIMCO	DESCRIPTION	605/606	613	625	626	628	629	630	710 Cu+	Special Finishes
	1220-5 Kickdown Door Holder - 5"	39.00	43.00	46.25	36.00					72.00
	1221-4 Kickdown Door Holder - 4" Finish is Sprayed to Match	17.25 606 Only	22.00		16.00					27.50
	1221-4FF Kickdown Door Holder - 4" Full Finish (Hand Polished)	37.00	36.50	43.25	36.00					58.00
D122000073	Rubber only: 1220 & 1221 (Grey)									3.30
	1223 Floor Stop & Holder Wood Screws	55.50	55.50	55.50	51.50					69.50
	1224 Floor Stop & Holder Combo Pack	55.50	55.50	55.50	51.50					69.50
D120100073	Rubber only: 1223 & 1224 (Grey)									1.50
	1224-5 Floor Stop & Holder - 5" Combo Pack	147.00	147.00	147.00	126.00					184.00
	D122400073	Rubber only: 1224-5 (Grey)								3.30
	1229A Silencers (price per 100) Sold in multiples of 100 For use on metal frames Available in grey, black, or brown									23.00
	1229B Silencers (price per 100) Sold in multiples of 100 For use on wood frames Available in grey or white									23.00
	1229EL Elevator Bumpers (price per 125) Grey only Sold in multiples of 125									475.00
	1231 Floor Stop - 2" High Combo Pack	37.50	32.50	37.50	22.00					47.00
	1233 Floor Stop - 2-7/8" High Combo Pack	41.50	37.50	41.50	26.00					52.00
D120100073	Rubber only: 1231 & 1233 (Grey)									1.40
	1234 Floor Stop & Holder Combo Pack	58.50	58.50	58.50	37.00					73.00
	D120100073	Rubber only: 1234 (Grey)								1.50
	1235 Base Stop Wood Screws 3" Projection	24.50	24.50	24.50	24.21					30.50
	1240 Hinge Pin Stop 1/4" Hinge Pin									7.40 619 Only

PRICE LIST 18a












BOXED PRICES ARE STOCKED IN OCEANSIDE AND AVAILABLE FOR QUICK SHIP.
STOCKING LIST FOR OTHER WAREHOUSES ALSO AVAILABLE.

TRIMCO	DESCRIPTION	605/606	613	625	626	628	629	630	710 Cu+	Special Finishes
	1244 Roller Stop 4-1/4" Projection	55.00	55.00	55.00	36.25					69.00
	1244-6 Roller Stop 6-1/2" Projection	59.50	59.50	59.50	45.00					74.00
	D1244000073 Rubber only: 1244 & 1244-6 (Grey)									3.30
	1245 Roller Stop Curved	73.00	73.00	73.00	36.00					114.00
	D1244000073 Rubber only: 1245 (Grey)									3.30
	1254 Wall Stop & Holder 2-1/8" Projection Combo Pack	76.00	76.00	76.00	52.00					95.00
	1255 Plunger Door Holder	46.75	46.75	46.75	27.75					58.50
	D1255000073 Rubber only: 1255 (Grey)									3.30
	1257M Floor Stop & Holder MS & ES	293.00	293.00	293.00	255.00					366.00
	1257R Riser for the 1257M Aluminum Sprayed to Match Specify Stop Finish 5" High					260.00				326.00
	1258M Floor Stop MS & ES	228.00	228.00	228.00	228.00					285.00
	1261 Floor Stop & Holder 1/2" Door Clearance	103.00	103.00	103.00	76.50					129.00
	1263 Floor Stop & Holder 1-1/16" Door Clearance	114.00	114.00	114.00	81.50					143.00
	1265 Floor Stop & Holder 1-9/16" Door Clearance	130.00	130.00	130.00	90.00					163.00
	1267 Floor Stop & Holder 2-1/16" Door Clearance	141.00	141.00	141.00	102.00					176.00
	1260W Wall Stop and Holder with Strike	80.00	80.00	80.00	68.50					100.00
	1260WP Wall Stop and Holder With Pipe Adapter Strike Add \$25.00 LIST for 12" pipe	195.00	195.00	195.00	185.00					244.00
	1260P Pipe Adapter Strike .75 IPS Add \$25.00 LIST for 12" Pipe	97.50	97.50	97.50	95.50					122.00

PRICE LIST 18a



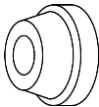















BOXED PRICES ARE STOCKED IN OCEANSIDE AND AVAILABLE FOR QUICK SHIP.
STOCKING LIST FOR OTHER WAREHOUSES ALSO AVAILABLE.

TRIMCO	DESCRIPTION	605/606	613	625	626	628	629	630	710 Cu+	Special Finishes
 1268	Anchor Plate Sprayed to Match 3-1/2" diameter Add \$5.50 LIST for adapting for a stop	57.00	57.00	57.00	56.00	53.00				71.50
1268CK	Anchor Plate Sprayed to Match 2-3/4" diameter Add \$5.50 LIST for adapting for a stop	87.50	87.50			77.50				110.00
 1270CV	Cast Wall Bumper Concave Combo Pack	14.25	14.25	17.25	14.00					21.75
1270WV	Wrought Wall Bumper Concave Combo Pack	7.00	7.00	7.00	4.30		7.00	4.30		8.80
D1270010073	Concave Rubber: 1270CV & 1270WV (Grey)									1.50
 1270CX	Cast Wall Bumper Convex Combo Pack	14.25	15.25	17.25	14.00					21.75
1270WX	Wrought Wall Bumper Convex Combo Pack	7.00	7.00	7.00	4.30		7.00	4.30		8.80
D1270020073	Convex Rubber: 1270CX & 1270WX (Grey)									1.50
 1270CVPV	Cast Concave Wall Bumper Prison Version with Torx Screw Expansion Shield & Anti Rotation Pin	31.00	28.50	31.00	23.25					38.75
 1270CVSV	Cast Concave Wall Bumper School Version Surface Mounting	38.25	34.25	38.25	23.25					47.75
D1270010073	Concave Rubber: 1270CVSV & 1270CVPV (Grey)									1.50
 1270CXPV	Cast Convex Wall Bumper Prison Version with Torx Screw Expansion Shield & Anti Rotation Pin	31.00	28.50	31.00	23.25					38.75
 1270CXSV	Cast Convex Wall Bumper School Version Surface Mounting	38.25	34.25	38.25	23.25					47.75
D1270020073	Convex Rubber: 1270CXSV & 1270CXPV (Grey)									1.50
 1275RP	Small Wall Bumper Convex Rubber Only	16.25	16.25	16.25	9.20					20.25
 1277	Large Cast Wall Bumper - 4" Diameter Convex Rubber Only Combo Pack	69.50	69.50	69.50	48.00					86.50
D1277000073	Rubber only: 1277 (Grey)									11.00

PRICE LIST 18a















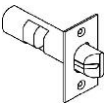
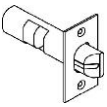





BOXED PRICES ARE STOCKED IN OCEANSIDE AND AVAILABLE FOR QUICK SHIP.
STOCKING LIST FOR OTHER WAREHOUSES ALSO AVAILABLE.

TRIMCO	DESCRIPTION	605/606	613	625	626	628	629	630	710 Cu+	Special Finishes
	1278CV Cast Décor Wall Bumper - Concave Combo Pack	21.00	21.00	21.00	17.25					26.25
	1278CX Cast Décor Wall Bumper - Convex Combo Pack	21.00	21.00	21.00	17.25					26.25
	D1270010073 Rubber only: 1278CV (Grey)									1.50
	D1270020073 Rubber only: 1278CX (Grey)									1.50
	L1280 Door Stop & Holder 2-3/4" Projection	68.50	68.50	68.50	56.50					85.50
	L1280CI Door Stop & Holder Sprayed to Match	58.00	58.00	58.00	43.00					72.00
	1283-2S "Adjustre" Floor Stop & Holder	158.00	158.00	158.00	131.00					197.00
	1283-4S "Adjustre" Wall Stop & Holder Adjustable Wall Strike	158.00	158.00	158.00	131.00					197.00
	1283LS "Adjustre" Floor Stop & Holder (Lockable)		257.00		268.00					335.00
	1283-6S "Adjustre" Wall Stop & Holder Adjustable Wall Strike	179.00	179.00	179.00	179.00					223.00
	1290 Floor Stop and Holder Heavy-duty	378.00	378.00	378.00	378.00					473.00
	1291 Floor Stop 2-1/2" High									11.50 603 Only
	1296 Base Stop - 4-11/64" Projection With Hanger Bolt	24.25	24.25	24.25	17.25					30.25
	1296S Base Stop - 4-11/16" Projection Surface Mounted	24.25	24.25	24.25	17.25					30.25
	1298 Door Stop 4-3/16" Projection	83.00	83.00	83.00	67.00					104.00
	D1201000073 Rubber only: 1298 (Grey)									1.50
	1301 9" ctc Special BTB Application Available		219.00	231.00	231.00					289.00
	1310  Masterpiece Pull 12" ctc		1,455.00	1,455.00	1,444.00					1,818.00
	1320  Masterpiece Pull		1,155.00		1,190.00					1,487.00














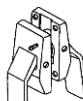


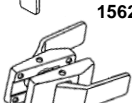



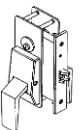





BOXED PRICES ARE STOCKED IN OCEANSIDE AND AVAILABLE FOR QUICK SHIP.
STOCKING LIST FOR OTHER WAREHOUSES ALSO AVAILABLE.

TRIMCO	DESCRIPTION	605/606	613	625	626	628	629	630	710 Cu+	Special Finishes
 1330  Masterpiece Pull			1,398.00		1,432.00					1,790.00
 1350L  Masterpiece Pull - Left Hand 9" ctc			1,340.00		1,317.00					1,675.00
 1350R  Masterpiece Pull - Right Hand 9" ctc RH Shown			1,340.00		1,317.00					1,675.00
 1360 Masterpiece Pull 4-3/4" ctc			1,213.00		1,201.00					1,516.00
 1370 Masterpiece Pull 8" ctc			1,040.00		1,016.00					1,299.00
 1380  Masterpiece Pull 5" x 5"			970.00		959.00					1,213.00
 1410  Masterpiece Pull 22-3/4" ctc			1,409.00		1,398.00					1,761.00
 1410-1  Masterpiece Pull 17" ctc			1,213.00		1,201.00					1,516.00
 1502 2-3/4" Backset Latchbolt For Push/Pull Latches Only				85.50	79.00					107.00
 1505 5" Backset Latchbolt For Push/Pull Latches Only				85.50	79.00					107.00
Reversed Action Latchbolt only Add:				104.00	104.00					131.00
 1554 Heavy-duty Roller Latch B Strike standard. A & C Strikes available. Add \$1.00.		76.00	76.00	76.00	55.00					95.00
 1555 Closet Ball Catch		22.00	22.00	22.00	16.50					27.50
 1555L Closet Ball Catch with Long Strike		22.00	22.00	22.00	16.50					27.50



BOXED PRICES ARE STOCKED IN OCEANSIDE AND AVAILABLE FOR QUICK SHIP.
STOCKING LIST FOR OTHER WAREHOUSES ALSO AVAILABLE.

TRIMCO	DESCRIPTION	605/606	613	625	626	628	629	630	710 Cu+	Special Finishes
 1559WA	 UL Heavy-duty Roller Latch With Cast Strike	56.50	56.50	56.50	44.00					71.00
 1559WB	 UL Heavy-duty Roller Latch With T-Strike	56.50	56.50	56.50	44.00					71.00
 1559WC	 UL Heavy-duty Roller Latch With ASA Strike	56.50	56.50	56.50	44.00					71.00
 1559A	Cast Strike For use with 1559W and 1554	26.75	26.75	26.75	21.25					33.50
 1559B	T-Strike For use with 1559W	21.25	21.25	21.25	15.75					26.50
 1559C	ASA Strike For use with 1559W and 1554	25.75	25.75	25.75	20.00					32.25
 1559BL	Roller Latch with Angle Stop and Modified "A" Strike	100.00	100.00	100.00	73.00					125.00
 1562A	 Push/Pull Latchset  Both Levers Down 5" Backset x 2-3/4" T-Strike (Standard)				252.00			309.00	523.00	387.00
 1562L	 Privacy Push/Pull Latchset - Locking  Both Levers Down Standard: 5" Backset x 2-3/4" T-Strike				360.00			370.00		463.00
 1562HL	 Passage Push/Pull Latchset - Horizontal  Levers Horizontal Standard: 5" Backset x 2-3/4" T-Strike				360.00			370.00		463.00
	<u>Note(s):</u>	Specify handing, latch and strike when ordering. Latch: Standard 5" (1505); Optional: 3-3/4" (1503) and 2-3/4" (1502) Strike: Standard T-Strike (3651); Optional: ASA Strike (3652) add \$6.00 LIST Engraving: "P" Suffix (i.e. 1562AP) add \$25.00 LIST Lead Lined Escutcheon Plate (1592LLE) add \$120 LIST Lead Lined Latch Tube (1592LLT) add \$120 LIST Available in Bactericidal Copper (Finish Code 710CU): 								
 1562Qxx	 Mortise Push/Pull Latchset  Both Levers Down 2-3/4" Backset ASA Strike									
	<u>Functions (xx):</u>									
	10 - Passage				730.00			730.00	1233.00	913.00
	30 - Privacy				805.00			805.00	1359.00	1,006.00
	51 - Entrance/Office				805.00			805.00	1359.00	1,006.00
	55 - Classroom				730.00			730.00	1233.00	913.00
	57 - Storeroom/Closet				805.00			805.00	1359.00	1,006.00
	60 - Privacy				805.00			805.00	1359.00	1,006.00
	72 - Classroom Security				805.00			805.00	1359.00	1,006.00
	<u>Note(s):</u>	Must specify handing. Supplied with PDQ lock body standard. Inquire for other options and pricing. 2 year Limited Warranty Available in Bactericidal Copper (Finish Code 710CU): 								



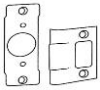
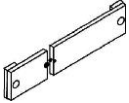
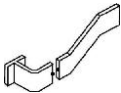



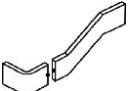
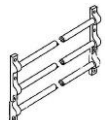



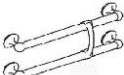

BOXED PRICES ARE STOCKED IN OCEANSIDE AND AVAILABLE FOR QUICK SHIP.
STOCKING LIST FOR OTHER WAREHOUSES ALSO AVAILABLE.

TRIMCO	DESCRIPTION	605/606	613	625	626	628	629	630	710 Cu+	Special Finishes
 1562AE	 Exit/Entrance Push/Pull Latchset  Lever Down, One Side Only Standard: 5" Backset x 2-3/4" T-Strike				217.00			258.00	437.00	323.00
	<u>Note(s):</u>	Specify handing, latch and strike when ordering. Latch: Standard 5" (1505); Optional: 3-3/4" (1503) and 2-3/4" (1502) Strike: Standard T-Strike (3651); Optional: ASA Strike (3652) add \$6.00 LIST Engraving: "P" Suffix (i.e. 1562AP) add \$25.00 LIST Lead Lined Escutcheon Plate (1592LLE) add \$120 LIST Lead Lined Latch Tube (1592LLT) add \$120 LIST Available in Bactericidal Copper (Finish Code 710CU): 								
 1563A	 Push/Pull Latchset  Both Levers Up Standard: 5" Backset x 2-3/4" T-Strike				253.00			309.00	523.00	387.00
	<u>Note(s):</u>	Specify handing, latch and strike when ordering. Latch: Standard 5" (1505); Optional: 3-3/4" (1503) and 2-3/4" (1502) Strike: Standard T-Strike (3651); Optional: ASA Strike (3652) add \$6.00 LIST Engraving: "P" Suffix (i.e. 1562AP) add \$25.00 LIST Lead Lined Escutcheon Plate (1592LLE) add \$120 LIST Lead Lined Latch Tube (1592LLT) add \$120 LIST Available in Bactericidal Copper (Finish Code 710CU): 								
 1580A	 Push/Pull Latchset  Push Lever Up, Pull Lever Down Standard: 5" Backset x 2-3/4" T-Strike				253.00			309.00	523.00	387.00
	<u>Note(s):</u>	Specify handing, latch and strike when ordering. Latch: Standard 5" (1505); Optional: 3-3/4" (1503) and 2-3/4" (1502) Strike: Standard T-Strike (3651); Optional: ASA Strike (3652) add \$6.00 LIST Engraving: "P" Suffix (i.e. 1562AP) add \$25.00 LIST Lead Lined Escutcheon Plate (1592LLE) add \$120 LIST Lead Lined Latch Tube (1592LLT) add \$120 LIST Available in Bactericidal Copper (Finish Code 710CU): 								
 1581A	 Push/Pull Latchset  Push Lever Down, Pull Lever Up Standard: 5" Backset x 2-3/4" T-Strike				253.00			309.00	523.00	387.00
	<u>Note(s):</u>	Specify handing, latch and strike when ordering. Latch: Standard 5" (1505); Optional: 3-3/4" (1503) and 2-3/4" (1502) Strike: Standard T-Strike (3651); Optional: ASA Strike (3652) add \$6.00 LIST Engraving: "P" Suffix (i.e. 1562AP) add \$25.00 LIST Lead Lined Escutcheon Plate (1592LLE) add \$120 LIST Lead Lined Latch Tube (1592LLT) add \$120 LIST Available in Bactericidal Copper (Finish Code 710CU): 								
 1591A	 Reverse Push or Pull Latchset  Lever Down, One Side Only Standard: 5" Backset x 2-3/4" T-Strike				412.00			433.00	732.00	542.00
	<u>Note(s):</u>	Specify function (push/pull), handing, latch and strike when ordering. Latch: Standard 5" (1505); Optional: 3-3/4" (1503) and 2-3/4" (1502) Strike: Standard T-Strike (3651); Optional: ASA Strike (3652) add \$6.00 LIST Engraving: "P" Suffix (i.e. 1562AP) add \$25.00 LIST Lead Lined Escutcheon Plate (1592LLE) add \$120 LIST Lead Lined Latch Tube (1592LLT) add \$120 LIST Available in Bactericidal Copper (Finish Code 710CU): 								

PRICE LIST 18a

















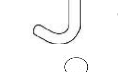












BOXED PRICES ARE STOCKED IN OCEANSIDE AND AVAILABLE FOR QUICK SHIP.
STOCKING LIST FOR OTHER WAREHOUSES ALSO AVAILABLE.

TRIMCO	DESCRIPTION	605/606	613	625	626	628	629	630	710 Cu+	Special Finishes
1592LLE	Lead Lined Escutcheon Plates (Set of 2) For the 1500 Series Push/Pull Latchsets									120.00 Lead only
1592LLT	Lead Lined Latch Tube For the 1500 Series Push/Pull Latchsets									120.00 Lead only
 1593RK	Replacement Kit Kit for adaptation of 1500 series Push/Pull Strike Only	124.00	124.00	124.00	119.00					155.00 97.00
1630	Push Bar 3/8" x 2-1/2"	420.00	420.00				420.00	410.00		525.00
 1630B	Push Bar 3/8" x 2-1/2" BTB (Pair) <u>Note(s):</u> Specify center-to-center when ordering. All Push Bar Sets and Push/Pull Sets are priced up to 34" ctc. Add \$15.50 LIST for each additional inch over 34" ctc.	882.00	882.00				882.00	872.00		1,089.00
 1633	 Push Bar 3/8" x 2-1/2" <u>Note(s):</u> Specify center-to-center when ordering. All Push Bar Sets and Push/Pull Sets are priced up to 34" ctc. Add \$15.50 LIST for each additional inch over 34" ctc.	399.00	399.00				399.00	389.00		499.00
 1633-1	Lever Handle Protector 3/8" x 1-1/2" x 14" ctc	247.00	247.00				247.00	242.00		308.00
1637	 Push Bar 3/8" x 1-1/4"	399.00	399.00				399.00	399.00		499.00
 J1637	"J" Hook Only: 1637 Push Bar (1 End) <u>Note(s):</u> Specify center-to-center when ordering. All Push Bar Sets and Push/Pull Sets are priced up to 34" ctc. Add \$15.50 LIST for each additional inch over 34" ctc.									8.40
 1642	5/8" dia. Push Bar Set 2 Bar Set Brackets - 5/8" x 5"	336.00	336.00	336.00	336.00					567.00 420.00
 1643	5/8" dia. Push Bar Set 3 Bar Set Brackets - 5/8" x 8"	399.00	399.00	399.00	399.00					674.00 499.00
 1644	5/8" dia. Push Bar Set 4 Bar Set Brackets - 5/8" x 11" <u>Note(s):</u> Specify center-to-center when ordering. All Push Bar Sets and Push/Pull Sets are priced up to 34" ctc. Add \$15.50 LIST for each additional inch over 34" ctc.	483.00	483.00	483.00	483.00					815.00 604.00
 1661	1" dia. Push Bar	368.00	368.00	368.00	368.00					620.00 459.00
 1662	 1" dia. Push Bar 2 Bar Set <u>Note(s):</u> Specify center-to-center when ordering. All Push Bar Sets and Push/Pull Sets are priced up to 34" ctc. Add \$15.50 LIST for each additional inch over 34" ctc.	798.00	798.00	798.00	798.00					1347.00 998.00



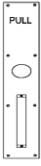












BOXED PRICES ARE STOCKED IN OCEANSIDE AND AVAILABLE FOR QUICK SHIP.
STOCKING LIST FOR OTHER WAREHOUSES ALSO AVAILABLE.

TRIMCO	DESCRIPTION	605/606	613	625	626	628	629	630	710 Cu+	Special Finishes
	1698 Push Bar 3/8" x 2-1/2"	504.00	504.00		474.00		504.00	462.00		630.00
	<u>Note(s):</u> Specify center-to-center when ordering. All Push Bar Sets and Push/Pull Sets are priced up to 34" ctc. Add \$15.50 LIST for each additional inch over 34" ctc.									
	1729  3/4" dia. Push/Pull Bar Set 10" ctc Straight Pull	347.00	347.00	347.00	347.00	336.00	347.00	347.00		434.00
	1731  1" dia. Push/Pull Bar Set 10" ctc Straight Pull	378.00	378.00	378.00	378.00	368.00	378.00	378.00		472.50
	1732  1" dia. Push/Pull Bar Set 12" ctc Straight Pull	431.00	431.00	431.00	431.00	452.00	431.00	431.00		564.00
	1737  1" dia. 90° Offset Push/Pull Bar Set 10" ctc Offset Pull	473.00	473.00	473.00	462.00	452.00	473.00	462.00		591.00
	1738  1" dia. 90° Offset Push/Pull Bar Set 12" ctc Offset Pull	483.00	483.00	483.00	473.00	462.00	483.00	473.00		604.00
	1740 3/4" dia. Push Bar E Mounting Standard	273.00	273.00	273.00	263.00	257.00	273.00	185.00		341.00
	1741 1" dia. Push Bar E Mounting Standard	294.00	294.00	294.00	284.00	278.00	294.00	227.00		368.00
	1745 1-1/4" dia. Push Bar E Mounting Standard	336.00	336.00	336.00	336.00	326.00	336.00	315.00		420.00
	1746  1-1/4" dia. Push/Pull Bar Set 18" ctc Straight Pull	662.00	662.00	662.00	662.00	630.00	662.00	662.00		788.00
	1746-1  1-1/4" dia. Push/Pull Bar Set 12" ctc Straight Pull	620.00	620.00	620.00	609.00	599.00	620.00	609.00		738.00
	1747  1-1/4" dia. 90° Offset Push/Pull Bar Set 18" ctc Offset Pull	662.00	662.00	662.00	662.00	641.00	662.00	662.00		827.00
	1747-1  1-1/4" dia. 90° Offset Push/Pull Bar Set 12" ctc Offset Pull	641.00	641.00	641.00	641.00	641.00	641.00	630.00		801.00
	<u>Note(s):</u> Specify Push Bar center-to-center when ordering. All Push Bar Sets and Push/Pull Sets are priced up to 34" ctc. Add \$12.00 LIST for each additional inch over 34" ctc. E & G mounting 1-3/4" thick wood or metal door. Concealed mounting, specify door type. FOCAL Designer Option: Add \$35.00 LIST									
	1748  3/4" dia. "C" Shaped Offset Door 12" ctc Pull	228.00	228.00	228.00	228.00	223.00	228.00	228.00		285.00
	1748-1  1" dia. "C" Shaped Offset Door 12" ctc Pull	292.00	292.00	292.00	281.00	276.00	292.00	281.00		365.00
	<u>Note(s):</u> 1748 Series pulls are covered by warranty if ordered w/ BP4 Back Plates & L or M Mounting									
	1802-4  Pull Plate 4" x 16" 6" CTC Pull (1"x3/8" bar)	232.00	232.00		232.00		232.00	210.00		290.00

PRICE LIST 18a











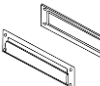





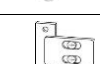







BOXED PRICES ARE STOCKED IN OCEANSIDE AND AVAILABLE FOR QUICK SHIP.
STOCKING LIST FOR OTHER WAREHOUSES ALSO AVAILABLE.

TRIMCO	DESCRIPTION	605/606	613	625	626	628	629	630	710 Cu+	Special Finishes
	1802-25 Pull Plate 4" x 25" with 8" ctc Pull <u>Options:</u> PL - Engraved "PULL" (i.e. 1802-25PL) PH - Engraved "PUSH" (i.e. 1802-25PH) CC - 1-1/4" dia. Cutout (i.e. 1802-25CC-PL) CD - 2-1/8" dia. Cutout (i.e. 1802-25CD-PH)	265.00	265.00				265.00	232.00		331.00
	1804-4  Pull Plate 4" x 16" 5" ctc Pull	287.00	287.00				287.00	188.00		358.00
	1807-4 Push Plate 4" x 16" Rounded Bevel Top & Bottom Edges	110.00	110.00				110.00	61.00	186.00	138.00
	1807-25 Push Plate 4" x 25" Rounded Bevel Top & Bottom Edges	186.00	186.00				186.00	103.00	317.00	235.00
	1809-4 Push Plate 4" x 16" B4E	144.00	144.00				144.00	81.50	243.00	180.00
	1820 Push/Pull Plate 3-1/2" x 16-1/2"	90.50	90.50				90.50	45.75	129.00	113.00
	1820-11 Push/Pull Plate 8" x 16-1/2"	161.00	161.00				161.00	127.00	271.00	201.00
	1822 Cylinder Pull - 1-1/4" dia. opening 2" x 3-3/4"	69.50	69.50				69.50	38.50	99.50	86.50
	1822-1 Cylinder Pull No Cutout--Screw Mount	65.00	65.00				65.00	43.50	93.50	81.50
	1822-2 Cylinder Pull - 2-1/4" dia. opening Adhesive Mount With Anti-Rotation Pin, Add:	81.50	81.50				81.50	63.00	137.00	102.00
		16.50	16.50				16.50	16.50		21.00
	1894-3  Push/Pull Plate Combo 3-1/2" x 15" with 3/4" dia. 6" ctc Pull Rounded Bevel Top & Bottom Edges	331.00	331.00				331.00	193.00	558.00	413.00
	1894-3B  Push/Pull Plate Combo 3-1/2" x 15" with 3/4" dia. 8" ctc Pull Rounded Bevel Top & Bottom Edges	331.00	331.00				331.00	193.00	558.00	413.00
	1894-4  Push/Pull Plate Combo 4" x 16" with 3/4" dia. 6" ctc Pull Rounded Bevel Top & Bottom Edges	331.00	331.00				331.00	193.00	558.00	413.00
	1894-4B  Push/Pull Plate Combo 4" x 16" with 3/4" dia. 8" ctc Pull Rounded Bevel Top & Bottom Edges	331.00	331.00				331.00	193.00	558.00	413.00





























BOXED PRICES ARE STOCKED IN OCEANSIDE AND AVAILABLE FOR QUICK SHIP.
STOCKING LIST FOR OTHER WAREHOUSES ALSO AVAILABLE.

TRIMCO	DESCRIPTION	605/606	613	625	626	628	629	630	710 Cu+	Special Finishes
	1895-3  Push/Pull Plate Combo 3-1/2" x 15" with 1" dia. 8" ctc Pull Rounded Bevel Top & Bottom Edges	353.00	353.00				353.00	249.00	595.00	441.00
	1895-3B  Push/Pull Plate Combo 3-1/2" x 15" with 1" dia. 10" ctc Pull Rounded Bevel Top & Bottom Edges 1" Round	353.00	353.00				353.00	249.00	595.00	441.00
	1895-4  Push/Pull Plate Combo 4" x 16" with 1" dia. 8" ctc Pull Rounded Bevel Top & Bottom Edges	353.00	353.00				353.00	249.00	595.00	441.00
	1895-4B  Push/Pull Plate Combo 4" x 16" with 1" dia. 10" ctc Pull Rounded Bevel Top & Bottom Edges	408.00	408.00				408.00	259.00	827.00	613.00
	1896-4B  Push/Pull Plate 4" x 16" Grip 10" CC 1" dia with Rounded Bevel Top & Bottom Edges	441.00	441.00				441.00	287.00	746.00	580.00
	Aberdeen X Velazquez  MasterCraft Bronze Pull Plate 3-1/2" x 14-3/4" Plate 6-1/4" ctc Pull Formerly: 1900 Pull Plate									915.00
	Aberdeen MasterCraft Bronze Push Plate 3-1/2" x 14-3/4" Formerly: 1901 Push Plate									521.00
	2082 Mail Plate Set Spring Type Front Plate & Inside Frame Add "V" to Product for Vertical Mounting	163.00	163.00	163.00	100.00					203.00
	2085 Mail Plate Set Inside Hood	173.00	173.00	173.00	141.00					217.00
	2091 Mail Slot Sleeve					19.00		22.75		
	3070-1 Coat & Hat Hook	13.75	14.00	14.50	13.75					18.00
	3071 Coat Hook - 5-1/2" High	55.00	55.00	55.00	55.00		55.00	37.25		69.00
	3071-1 Coat Hook - 4-1/2" High	55.00	55.00	55.00	54.00		55.00	37.25		69.00
	3072 Coat Hook						85.50	61.50	144.00	107.00
	3090 Carry Open Bar Assembly	66.00	66.00	66.00	66.00					82.50
	3092  UL Retracting Arm Coordinator <u>Note(s):</u> Not for uneven doors or even doors under 36" width Othe finishes available. Call to inquire.									200.00 Black
	3093  UL Drop Arm Coordinator	158.00	158.00	158.00	100.00					197.00



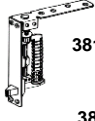



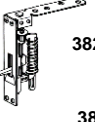





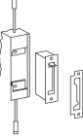




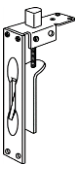


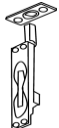

BOXED PRICES ARE STOCKED IN OCEANSIDE AND AVAILABLE FOR QUICK SHIP.
STOCKING LIST FOR OTHER WAREHOUSES ALSO AVAILABLE.

TRIMCO	DESCRIPTION	605/606	613	625	626	628	629	630	710 Cu+	Special Finishes
3094A2 	UL Stop Mounted Coordinator - 32" 43" - 53" Opening, includes filler bar									155.00 Black
3094B1 	UL Stop Mounted Coordinator - 52" 53" - 63" Opening, includes filler bar									155.00 Black
3094B2 	UL Stop Mounted Coordinator - 52" 63" - 75" Opening, includes filler bar									155.00 Black
3094B3 	UL Stop Mounted Coordinator - 52" 75" - 87" Opening, includes filler bar									155.00 Black
3094B4 	UL Stop Mounted Coordinator - 52" 87" - 95" Opening, includes filler bar									155.00 Black
3094C4 	UL Stop Mounted Coordinator - 60" 95" - 107" Opening, includes filler bar									170.00 Black
3094D 	UL Stop Mounted Coordinator For use with uneven pair of doors Specify door opening size									340.00 Black
 3094-2	Filler Bar Only - 24"									42.00 Black
 3095	UL Steel Mounting Bracket Stop width 7/8" to 2-1/4"									31.50 Black
 3096	UL Steel Mounting Bracket Stop width over 2-1/4"									31.50 Black
	<u>Note(s):</u> All 3094's except 3094D are for even pairs of doors ONLY. Add \$65.00 LIST for special prep. Other finishes also available. Call to inquire. For Coordinators cut for exit devices, specify opening width, exit device manufacturer, active door width and stop dimensions if other than 5/8".									
 3405	Handrail Bracket	103.00	103.00	103.00	102.00	100.00				129.00
 3406	Handrail Bracket	103.00	103.00		102.00	100.00				129.00
 3651	2-3/4" T-Strike (A115.3)	29.50	29.50	29.50	9.20					36.75
 3652	4-7/8" ASA Strike (A115.2)	34.75	34.75	34.75	11.00					43.25
 3810 	UL Automatic Flushbolt Metal Doors	87.50	90.00	98.00	87.50		98.00	87.50		122.00
 3810x3810 	UL Automatic Flushbolt Metal Doors	175.00	180.00	195.00	175.00		195.00	175.00		244.00
 3810x3850 	UL Automatic Flushbolt with Fire Bolt Metal Doors	175.00	180.00	195.00	175.00		195.00	175.00		244.00
 3820 	UL Semi-Automatic Flushbolt Metal Doors	87.50	90.00	98.00	87.50		98.00	87.50		122.00
 3820x3810 	UL Semi-Automatic Flushbolt Metal Doors	175.00	180.00	195.00	175.00		195.00	175.00		244.00
 3820x3850 	UL Semi-Automatic Flushbolt with Fire Bolt Metal Doors	175.00	180.00	195.00	175.00		195.00	175.00		244.00

PRICE LIST 18a


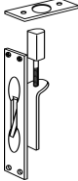

















BOXED PRICES ARE STOCKED IN OCEANSIDE AND AVAILABLE FOR QUICK SHIP.
STOCKING LIST FOR OTHER WAREHOUSES ALSO AVAILABLE.

TRIMCO	DESCRIPTION	605/606	613	625	626	628	629	630	710 Cu+	Special Finishes
	3815  UL Automatic Flushbolt Wood Doors	100.00	103.00	113.00	100.00		113.00	100.00		141.00
	3815Lx3815L  UL Automatic Flushbolt Wood Doors	200.00	205.00	225.00	200.00		225.00	200.00		282.00
	3815Lx3850  UL Automatic Flushbolt with Fire Bolt Wood Doors	200.00	205.00	225.00	200.00		225.00	200.00		282.00
	3825  UL Semi-Automatic Flushbolt Wood Doors	100.00	103.00	113.00	100.00		113.00	100.00		141.00
	3825Lx3815L  UL Semi-Automatic Flushbolt Wood Doors	200.00	205.00	225.00	200.00		225.00	200.00		282.00
	3825Lx3850  UL Semi-Automatic Flushbolt with Fire Bolt Wood Doors	200.00	205.00	225.00	200.00		225.00	200.00		282.00
3830A	Finish Kit Only Automatic Flushbolts	32.50	32.50	36.00	32.00		36.00	32.00		45.00
3830AL	Long Finish Kit Only Automatic Flushbolts	32.50	32.50	36.00	32.00		36.00	32.00		45.00
3830M	Finish Kit Only Semi-Automatic Flushbolt - Metal Door	32.50	32.50	36.00	32.00		36.00	32.00		45.00
3830WL	Long Finish Kit Only Semi-Automatic Flushbolt - Wood Door	32.50	32.50	36.00	32.00		36.00	32.00		45.00
	3850  Fire Bolt - Edge Mount (630 Only)							130.00		
	3900  Dubl-Bolt - Two Point Flushbolt Hollow Metal Doors, Inactive Leaf Specify Door Height and Strike Type 84" Height or over, add \$4.00 per inch	320.00	320.00	320.00	320.00					400.00
	3910	26.75	26.75	26.75	21.25		26.75	21.25		34.00
	3910N	22.00	22.00	22.00	18.00		22.00	18.00		28.00
	3911	33.00	33.00	33.00	27.25		33.00	27.25		42.00
	3913  UL Manual Flushbolt 1" x 6-3/4" x 3/4" throw Wood Door	39.00	39.00	39.00	32.50					49.00
	W3913  UL Wrought Manual Flushbolt 1" x 6-3/4" x 3/4" throw Wood Door	34.00	34.00	34.00	29.00					
	3915  UL Manual Flushbolt 1-1/4" x 6-3/4" x 11/16" throw 12" Rod Standard Metal Door	50.00	50.00	50.00	37.75					63.00

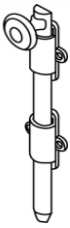
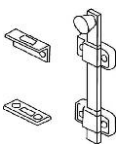


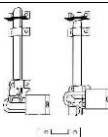
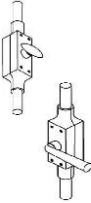
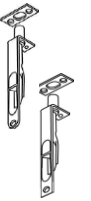

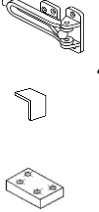


BOXED PRICES ARE STOCKED IN OCEANSIDE AND AVAILABLE FOR QUICK SHIP.
STOCKING LIST FOR OTHER WAREHOUSES ALSO AVAILABLE.

TRIMCO	DESCRIPTION	605/606	613	625	626	628	629	630	710 Cu+	Special Finishes
	3916 Manual Flushbolt 1" x 15-1/2" x 5/8" throw Available up to 40" in Length Add per inch over 15-1/2" Wood Door	235.00	235.00	235.00	190.00					294.00
		5.20	5.20	5.20	5.20					7.00
	3917-12  UL Manual Flushbolt - 12" 1" x 6-3/4" x 11/16" throw Metal Door	28.00	28.00	33.00	22.50					42.00
	3917-18  UL Manual Flushbolt - 18"	43.50	43.50	48.50	38.00					53.00
	3917-24  UL Manual Flushbolt - 24"	44.00	44.00	49.00	38.50					53.50
	3917-36  UL Manual Flushbolt - 36"	45.00	45.00	50.00	39.50					54.50
	3917-48  UL Manual Flushbolt - 48"	46.00	46.00	51.00	40.50					55.50
	3917-12ET Manual Flushbolt - Extended Throw 1" x 6-3/4"; Throw 1-1/4" Metal Door	39.00	39.00	39.00	33.00					49.00
	W3917-12  UL Wrought Manual Flushbolt - 12" 1" x 6-3/4" x 11/16" throw Metal Door	26.75	26.75	26.75	21.25					34.00
	W3917-18  UL Wrought Manual Flushbolt - 18"	42.50	42.50	47.50	37.00					52.00
	W3917-24  UL Wrought Manual Flushbolt - 24"	43.00	43.00	48.00	37.50					52.50
	W3917-36  UL Wrought Manual Flushbolt - 36"	44.00	44.00	49.00	38.50					53.50
W3917-48  UL Wrought Manual Flushbolt - 48"	45.00	45.00	50.00	39.50					54.50	
3917-1B 1-1/2" Long Bolthead for the 3917 (Steel)										13.50
3917-3B 3" Long Bolthead for the 3917 (Steel)										13.50
	3920-4 Heavy-Duty Surface Bolt Dutch Door Bolt 4-1/4" Long	33.00	46.25	46.25	33.00					58.00
	3920-8 8" Long with Universal Strike	45.75	66.00	66.00	45.75					82.50
	3920-8M 8" Long with Mortise Strike	45.75	66.00	66.00	45.75					82.50
	3920-8A 8" Long with Angle Strike	45.75	66.00	66.00	45.75					82.50
	Angle  Mortise  Universal 	Add per inch if over 8"	10.50	12.50		10.50				15.50
	<u>Note(s):</u> Supplied with Universal Strike. Specify if Angle or Mortise Strike is needed.									












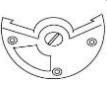

BOXED PRICES ARE STOCKED IN OCEANSIDE AND AVAILABLE FOR QUICK SHIP.
STOCKING LIST FOR OTHER WAREHOUSES ALSO AVAILABLE.

TRIMCO	DESCRIPTION	605/606	613	625	626	628	629	630	710 Cu+	Special Finishes
	3921-8 Heavy-duty Surface Bolt 8" long with Decorative Knob	110.00	110.00	110.00	89.50					138.00
	3921-12 Heavy-duty Surface Bolt 12" long with Decorative Knob	147.00	147.00	147.00	121.00					184.00
	3921-18 Heavy-duty Surface Bolt 18" long with Decorative Knob	158.00	158.00	158.00	137.00					197.00
	3921-24 Heavy-duty Surface Bolt 24" long with Decorative Knob	168.00	168.00	168.00	147.00					210.00
	Angle Mortise Universal	Add per inch over 24"	11.50	13.50	13.50	11.50				
Note(s): Supplied with Universal Strike. Specify if Angle or Mortise Strike is needed. Angle Strike (3920-3A), Mortise Strike (39201M) and Universal Strike (3920-1U)										
	3922  UL Heavy-duty Surface Bolt 8" Long		59.50		37.75		74.00	66.00		47.25 603 only
	3923  UL Heavy-duty Surface Bolt 12" Long		73.00	73.00	48.25			77.00		60.50 603 only
	Add per inch over 12"		13.50	13.50	13.50			16.50		19.00 603 only
	3922L Heavy-duty Locking Surface Bolt Locking "B" - 8" Padlock by Others Torx Screws Specify SMS or MS		173.00		104.00		179.00	163.00		203.00
	3928K Cremone Bolt with Knob Up to 90"	1,323.00	1,323.00	1,323.00	1,313.00					1,654.00
	3928L Cremone Bolt with Lever Up to 90", Specify Handing Add for each addition 6" over 90"	1,323.00 95.00	1,323.00 95.00	1,323.00 95.00	1,312.00 95.00					1,654.00 119.00
	3999 Flushbolt - 6" Corner Mount Rounded End	12.75	12.75	12.75	11.50					16.00
	3999SE Flushbolt - 6" Corner Mount Square End	12.75	12.75	12.75	11.50					16.00
	4015 Chain Door Guard	9.60	18.50	18.50						23.00
	4016 Swing Arm Door Guard	33.00	38.25	38.25	33.00					48.25
	4016-ED Edge Protector with Adhesive Tape Minimum order 30 Pieces	7.90	10.20	10.20	7.90					13.75
	4016S Spacer Black Nylon ONLY									17.75
Note(s): Specify screw finish & spacer size (1/8", 1/4", 3/8", 5/8", 3/4", 7/8")										

PRICE LIST 18a










BOXED PRICES ARE STOCKED IN OCEANSIDE AND AVAILABLE FOR QUICK SHIP.
STOCKING LIST FOR OTHER WAREHOUSES ALSO AVAILABLE.

TRIMCO	DESCRIPTION	605/606	613	625	626	628	629	630	710 Cu+	Special Finishes
 4017 NEW	 Security Door Guard	45.00	45.00	45.00	32.00					57.00
 4048	Chain Crash Stop (603 only)									43.25
4872	2" Surface Bolt	12.75	12.75	15.50	12.75					20.00
 4873	3" Surface Bolt	12.75	14.25	15.50	12.75					20.00
 4874	4" Surface Bolt	14.50	15.75	17.25	14.50					22.00
 4876	6" Surface Bolt	17.25	18.75	20.50	17.25					26.25
4882	12" Surface Bolt	25.25	29.50	32.00	25.25					41.00
	Add per inch over 12" Max Height - 48"	8.70	8.70	8.70	8.70					11.55
 5000-T	Lock Astragal - Cast 1-7/8" x 9-1/2" Use with Mortise Lock (1-1/2" lip strike)	68.50	68.50	68.50	52.50					85.50
 5001	Lock Astragal Stainless Steel Use with Mortise or Cylindrical Locks							34.25		
 5002	Lock Astragal Stainless Steel Use with Cylindrical Locks 1-9/16" x 6"							31.50		
 5004	Mortise Lock Status Indicator Locked or Unlocked Specify Mortise Lock Manufacturer \$50.00 set-up charge for orders <5 pieces				336.00					420.00
	<u>Note(s):</u> 5004 order form required.									
 5022	Unit Lock to Cylindrical Lock Filler						310.00	247.00		387.00
5022A	Unit Lock to Cylindrical Lock Filler With Astragal						310.00	247.00		387.00



BOXED PRICES ARE STOCKED IN OCEANSIDE AND AVAILABLE FOR QUICK SHIP.
STOCKING LIST FOR OTHER WAREHOUSES ALSO AVAILABLE.

TRIMCO	DESCRIPTION	605/606	613	625	626	628	629	630	710 Cu+	Special Finishes
5200 Series Wrap Plates										
	5201 1-1/2" Bore	Door	Backset					605	630	690
	5201-1 4" x 4-1/2"	1-3/8"	2-3/8"					54.00	22.00	43.50
	5201-2 4" x 4-1/2"	1-3/4"	2-3/8"					54.00	22.00	43.50
	5201-3 4-1/4" x 4-1/2"	1-3/8"	2-3/4"					54.00	22.00	43.50
	5201-4 4-1/4" x 4-1/2"	1-3/4"	2-3/4"					54.00	22.00	43.50
	5202 2-1/8" Bore	Door	Backset					605	630	690
	5202-1 4" x 4-1/2"	1-3/8"	2-3/8"					54.00	22.00	23.50
	5202-2 4" x 9"	1-3/8"	2-3/8"					65.00	32.50	54.00
	5202-3 4" x 4-1/2"	1-3/4"	2-3/8"					54.00	22.00	43.50
	5202-4 4" x 9"	1-3/4"	2-3/8"					65.00	32.50	54.00
	5202-5 5" x 20"	1-3/4"	2-3/8"					97.50	65.00	86.50
	5202-6 4-1/4" x 4-1/2"	1-3/8"	2-3/8"					54.00	22.00	43.50
	5202-7 4-1/4" x 9"	1-3/8"	2-3/4"					60.00	27.25	48.75
	5202-8 4-1/4" x 4-1/2"	1-3/4"	2-3/4"					54.00	22.00	43.50
	5202-9 4-1/4" x 9"	1-3/4"	2-3/4"					60.00	27.25	48.75
	5202-10 5" x 12"	1-3/4"	2-3/4"					76.00	43.50	65.00
	5202-11 5" x 14"	1-3/4"	2-3/4"					81.50	48.75	70.50
	5202-12 5" x 14"	1-3/4"	2-3/4"					81.50	48.75	70.50
	5202-13 5" x 20"	1-3/4"	2-3/4"					97.50	65.00	86.50
	5202-14 6-1/2" x 9"	1-3/4"	2-3/4"					65.00	32.50	54.00
	5202-15 6-1/2" x 9"	1-3/4"	5"					65.00	32.50	54.00
	5203 "Star Prep"	Door	Backset					605	630	690
	5203-1 4-3/4" x 4-1/2"	1-3/4"	2-3/4"					54.00	22.00	43.50
	5203-2 4-3/4" x 9"	1-3/4"	2-3/4"					65.00	32.50	54.00
	5203-3 4-3/4" x 12"	1-3/4"	2-3/4"					76.00	43.50	65.00
	5203-4 5" x 14"	1-3/4"	2-3/4"					92.50	60.00	81.50
	5203-5 5" x 14"	1-3/4"	2-3/4"					92.50	60.00	81.50
	5203-6 6-1/2" x 9"	1-3/4"	2-3/4"					65.00	32.50	54.00
	5203-7 5-3/4" x 20"	1-3/4"	2-3/4"					108.00	76.00	97.50
	5204 Double: 1-1/2" Top, 2-1/8" Bottom	Door	Backset					605	630	690
	5204-1 4" x 9"	1-3/8"	2-3/8"					81.50	48.75	70.50
	5204-2 4" x 9"	1-3/4"	2-3/8"					81.50	48.75	70.50
	5204-3 4-1/4" x 9"	1-3/4"	2-3/4"					81.50	48.75	70.50
	5204-4 4-1/4" x 12"	1-3/4"	2-3/4"					81.50	48.75	70.50
	5205 Double: 2-1/8" Top, 2-1/8" Bottom	Door	Backset					605	630	690
	5205-1 4" x 9"	1-3/8"	2-3/8"					81.50	48.75	70.50
	5205-2 4" x 9"	1-3/4"	2-3/8"					81.50	48.75	70.50
	5205-3 4" x 9"	1-3/4"	2-3/8"					81.50	48.75	70.50
	5205-4 4" x 12"	1-3/4"	2-3/8"					81.50	48.75	70.50
	5205-5 4-1/4" x 9"	1-3/4"	2-3/4"					81.50	48.75	70.50
	5205-6 4-1/4" x 9"	1-3/4"	2-3/4"					81.50	48.75	70.50
	5205-7 4-1/4" x 12"	1-3/4"	2-3/4"					81.50	48.75	70.50
	5205-8 4-1/4" x 12"	1-3/4"	2-3/4"					81.50	48.75	70.50
	5206 Mortise	Door	Backset					605	630	690
	5206-1 5" x 12"	1-3/4"	2-3/4"					81.50	43.50	65.00
	5206-2 5" x 12"	1-3/4"	2-3/4"					81.50	43.50	65.00
	5206-3 5" x 12"	1-3/4"	-					81.50	43.50	65.00
	5207 Blank	Door	Backset					605	630	690
	5207-1 4-1/4" x 4-1/4"	1-3/8"	-					54.00	22.00	43.50
	5207-2 4-1/4" x 4-1/2"	1-3/4"	-					54.00	22.00	43.50
	5207-3 4-1/4" x 9"	1-3/8"	-					65.00	32.50	54.00
	5207-4 4-1/4" x 9"	1-3/4"	-					65.00	32.50	54.00
	5207-5 5" x 12"	1-3/4"	-					81.50	48.75	70.50
	5207-6 5" x 20"	1-3/4"	-					108.00	76.00	97.50



BOXED PRICES ARE STOCKED IN OCEANSIDE AND AVAILABLE FOR QUICK SHIP.
STOCKING LIST FOR OTHER WAREHOUSES ALSO AVAILABLE.

TRIMCO	DESCRIPTION	605/606	613	625	626	628	629	630	710 Cu+	Special Finishes
--------	-------------	---------	-----	-----	-----	-----	-----	-----	------------	---------------------

fOCAL








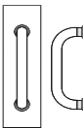


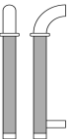

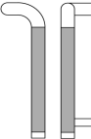



fOCAL Notes:

fOCAL products are made to order and are not returnable.

Many products can be made to the fOCAL styling:









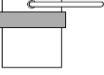




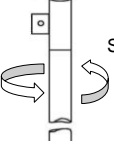


Pulls/Grips add \$35.00 LIST

Push/Pull Bar Sets add \$35.00 LIST

	7001	fOCAL Push Plate - 4" x 16" No Screw Holes x Adhesive Mounting	58.50	58.50	58.50	57.00	56.00	58.50	57.00	99.00	73.00
	7009	fOCAL Push Plate - 6" x 16" No Screw Holes x Adhesive Mounting	69.50	69.50	69.50	69.50		69.50	69.50	117.00	86.50
	7010	fOCAL Robe Hook & Stop	47.50	49.50	52.50	47.00		69.50	69.50		86.50
	7059	fOCAL Round Flush Cup	59.50	59.50	65.00	58.50					81.50
	7060	fOCAL Flush Pull - Large	77.00	89.50	85.00	76.00				151.00	112.00
	7061	fOCAL Flush Pull -Small	65.00	69.50	68.50	65.00				122.00	90.00
	7140	 fOCAL 3/4" dia. "D" Pull 6" ctc with 3" x 12" Plate	144.00	144.00	144.00	139.00		144.00	139.00	243.00	180.00
	7140S	 fOCAL 3/4" dia. "D" Pull 6" ctc with Black Style Back Plates	144.00	144.00	144.00	139.00		144.00	139.00	243.00	180.00
	7141	 fOCAL 3/4" dia. "D" Pull 8" ctc with 3" x 12" Plate	161.00	161.00	161.00	154.00		161.00	154.00	271.00	201.00
	7141S	 fOCAL 3/4" dia. "D" Pull 8" ctc with Black Style Back Plates	154.00	154.00	154.00	154.00		154.00	149.00	298.00	221.00
	7150	 fOCAL 1" dia. Cane Pull 10" ctc x 3/4" dia. Post	408.00	408.00		408.00		408.00	408.00		511.00
			<u>Note(s):</u> Custom lengths available by quote See Page vi for mounting chart BTB available								
	7160	 fOCAL 1" dia. Offset Cane Pull 10" ctc x 3/4" Post	529.00	529.00		519.00		529.00	519.00		662.00
				<u>Note(s):</u> Specify Handing Custom lengths available by quote See Page vi for mounting chart BTB available							
	7170	 fOCAL 1" dia. Wing Pull 10" ctc	298.00	298.00				298.00	259.00		373.00
			<u>Note(s):</u> BTB Available								
























BOXED PRICES ARE STOCKED IN OCEANSIDE AND AVAILABLE FOR QUICK SHIP.
STOCKING LIST FOR OTHER WAREHOUSES ALSO AVAILABLE.

TRIMCO	DESCRIPTION	605/606	613	625	626	628	629	630	710 Cu+	Special Finishes
	7196-1  fOCAL Cool Touch Pull with PVC 8" ctc	160.00	160.00			154.00	176.00	154.00		221.00
	7196-2  fOCAL Cool Touch Pull with PVC 10" ctc	160.00	160.00			154.00	176.00	154.00		221.00
	7196-3  fOCAL Cool Touch Pull with PVC 12" ctc	160.00	160.00			154.00	176.00	154.00		221.00
	<u>Note(s):</u> BTB Available									
	7208 fOCAL Pencil Stop	34.75	34.75	34.75	34.75					55.00
	7276 fOCAL Cast Wall Stop Concave-Black Rubber	29.50	29.50	29.50	28.50					36.75
	W7276 fOCAL Wrought Wall Stop Concave-Black Rubber	23.00	23.00	23.00	22.75		23.00	22.75		29.00
	7278 fOCAL Décor Wall Stop Concave-Black Rubber	29.00	29.00	29.00	28.50					36.75
	7280 fOCAL Floor Stop - Small 1-1/4" dia.	58.50	58.50	58.50	57.00		58.50	57.00		73.00
	7281 fOCAL Floor Stop - Large 1-3/4" dia. Contact factory for wood floor prep.	87.00	87.00	87.00	86.00		87.00	86.00		109.00
	7285 fOCAL Floor Stop & Holder Large with Bail and Hook 1-3/4" dia. Contact factory for wood floor prep.	154.00	154.00	154.00	149.00		154.00	149.00		193.00
	FG8000-24  Frame Protector 24" Overall Length							389.00		
	FG8000-36  Frame Protector 36" Overall Length							473.00		
	FG8000-42  Frame Protector 42" Overall Length							515.00		
										
	PBT8000-1-18 Push Bar Trim Cover for Exit Devices Von Duprin 98/99 36" Device									163.00
	PBT8000-1-24 Push Bar Trim cover for Exit Devices Von Duprin 98/98 - 48" Device									163.00
	PBT8000-2 Push Bar Trim Cover for Exit Devices Stanley Apex 2000									163.00















BOXED PRICES ARE STOCKED IN OCEANSIDE AND AVAILABLE FOR QUICK SHIP.
STOCKING LIST FOR OTHER WAREHOUSES ALSO AVAILABLE.

TRIMCO	DESCRIPTION	605/606	613	625	626	628	629	630	710 Cu+	Special Finishes
	PG8000  Panic Guard  10" High	252.00	252.00				252.00	247.00		315.00
	PG8002  Panic Guard Combination  1 - Piece 10" High x up to 34" Wide	683.00	683.00				683.00	672.00		853.00
	PG8002-1  Panic Guard Combination  2 - Piece 10" High x up to 34" Wide	399.00	399.00				399.00	399.00		499.00
	Per Inch over 34" Wide	10.50	10.50				10.50	10.50		13.75
	PG8125VV-1  Universal Panic Guard 8" long 18 Gauge							216.00		
	PG8125VV-4  Universal Panic Guard 4" long 18 Gauge							206.00		
	9560  Offset Entrance Door Pull 10" ctc Aluminum Pull x Aluminum Insert						257.00			
9561 Shown	9561  Offset Entrance Door Pull 10" ctc Aluminum Pull x Black Insert						257.00			
T-Print	T-Print Custom Logo Pulls Minimum orders may apply.									
	9550-TP  Extruded Economy T- Print Pull 6"x9" - standard CTC 7" One color included									Call for Details
9570 Premium	9570-TP  Premium T-Print Pull 5" x 9" - standard CTC 7" Two colors included									Call for Details
	9590-TP  Boutique Custom T- Print Pull 5" x 9" - Larger sizes available Three colors included									Call for Details











BOXED PRICES ARE STOCKED IN OCEANSIDE AND AVAILABLE FOR QUICK SHIP.
STOCKING LIST FOR OTHER WAREHOUSES ALSO AVAILABLE.

TRIMCO	DESCRIPTION	605/606	613	625	626	628	629	630	710 Cu+	Special Finishes	
P/N	Lever Design	Finish	urbān				Tubular Passg.	Tubular Privacy	Full Dummy *	Single Dummy *	
81SC051	Merryvale 	630					166.00	166.00	142.00	71.00	
81ST002	Frankfurt 	630					127.00	127.00	89.50	45.25	
81ST001	Munich 	630					127.00	127.00	89.50	45.25	
81ST000	Stockholm 	630					127.00	127.00	89.50	45.25	
Specify Handing, Backset (2-3/8" or 2-3/4"), Function (Pass. or Priv.) and Door Thickness Single & Full Dummy Trims are supplied as rigid mounted levers, unless specified otherwise.											
P/N	Lever Design	Finish	urbān				Entry Q10	Store Door Q14			
90SC051	Merryvale 	630					563.00	563.00			
90ST002	Frankfurt 	630					519.00	519.00			
90ST001	Munich 	630					519.00	519.00			
90ST000	Stockholm 	630					519.00	519.00			
DC Series	Door Cap	CALL FOR QUOTE									
		<p><u>Note(s):</u> Heavy-duty door cap for use with flush bolts and concealed vertical rod exit devices. Reinforces doors (top and/or bottom) damaged from high use and abuse. Durable .050" construction. Can be produced to work with any manufacturers flush bolts or CVR devices. Easy installation requires no special tools or removal of the hardware from the door. For use with both beveled and non-beveled doors. Order form available at www.trimcohardware.com.</p>									
T-Etch Plates	T-Etch Protection Plates - .050" Monochrome	<p>List Adder</p> <p>650.00</p> <p>Color Infill</p> <p>1 Color (per color, per plate) 65.00</p> <p>Additional Infill Colors (per color, per plate) 50.00</p>									
		<p><u>Note(s):</u> Order form and Logo Authorization Form available online at www.trimcohardware.com</p>									




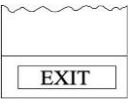

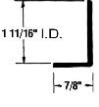
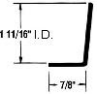
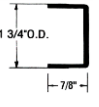

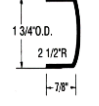
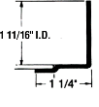
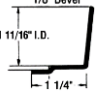


BOXED PRICES ARE STOCKED IN OCEANSIDE AND AVAILABLE FOR QUICK SHIP.
STOCKING LIST FOR OTHER WAREHOUSES ALSO AVAILABLE.

TRIMCO	DESCRIPTION	605/606	613	625	626	628	629	630	710 Cu+	Special Finishes
Door Protection Plate Notes										
1 All odd sizes rounded up to the nearest even inch on both height and width. 2 Lot Charge for small lots may apply to the special finishes. 3 All Door Protection Plates are priced per 100 square inches, with standard Pencil Beveled edges. 4 We can recommend but not guarantee glue for use with kick plates and edge guards. 5 Special bends on kick, mop or armor plates will be quoted. 6 Diamond pattern available. 628 finish only. Inquire for pricing.										
Packaging Charges		Less than 5 kick plates: \$5.00 NET			Adhesive Tape			\$19.00 LIST - Kick Plate; \$35.00 LIST - Armor Plate		
		Less than 3 armor plates: \$15.00 NET			UL Rating			\$10.00 LIST per plate (label)		
Countersunk Holes		\$15.00 LIST - Kick Plate; \$20.00 LIST - Armor Plate						\$20.00 LIST per plate (stamp)		
Heavy Bevel Edges		\$15.00 LIST - Kick Plate; \$20.00 LIST - Armor Plate			RC - Radius Corners			\$30.00 LIST per plate		
	KA038 Armor Plate .038 Material 18" to 36" in Height							16.75		
	KM038 Mop Plate .038 Material 5"-6" in Height							17.85		
	K0038 Kick Plate .038 Material 7" to 16" in Height							16.75		
	KA050 Armor Plate .050 Material 17" to 48" in Height Maximum height available: 605 - 24"; 606/609 - 36"; 611/612/613 - 36"	55.50	55.50				55.50	16.75	94.00	69.50
	KM050 Mop Plate .050 Material 6" and under in Height	57.75	57.75				57.75	17.75	90.00	72.00
	K0050 Kick Plate .050 Material 7" to 16" in Height	55.50	55.50				55.50	16.75	94.00	69.50
	KS050 Stretcher Plate .050 Material Countersunk, Oval Head Screws Heavy B4E	61.00	61.00				61.00	22.00	128.00	94.50
	KH050 Kick Plate - Handicap .050 Material To Cover Glass on Narrow Stile Aluminum Doors							347.00		

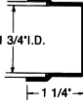
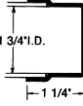
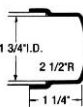




BOXED PRICES ARE STOCKED IN OCEANSIDE AND AVAILABLE FOR QUICK SHIP.
STOCKING LIST FOR OTHER WAREHOUSES ALSO AVAILABLE.

TRIMCO	DESCRIPTION	605/606	613	625	626	628	629	630	710 Cu+	Special Finishes
	K6000 Plastic Kick Plates 1/8" Material 4" to 48" in Height - Black 4" to 48" in Height - Nubia Brown 4" to 48" in Height - Clear Plastic 4" to 48" in Height - Khaki Brown, Beige, Grey (1500N-60), Dove Grey and Frosty White									11.00 11.75 12.25 14.50
	10X34.ILLUM.630 Self-illuminated "EXIT" sign - 10" x 34", 630, .050" 1 to 10 pieces 11 to 29 pieces 30+ pieces <u>Note(s):</u> Available screw or adhesive mount. Specify when ordering.							326.00 306.00 290.00		
Edge Guard Notes										
<ol style="list-style-type: none"> Trimco's edge guard order form can be found online at www.trimcohardware.com. Order forms required with PO. Fasteners: #5 x 5/8" PH FH undercut provided with all edge guards. All edge guards with special cut outs or over 42" length should be submitted for quotes. Packaging charge for <5 edge guards: \$20.00 NET  UL Rating available: Label - \$10.00 LIST; Stamp - \$20.00 LIST 										
 Non-Mortise Shown	KE31-1 90° Edge Guard up to 42" long Specify mortise or non-mortise	94.50	94.50					84.00		118.00
 Non-Mortise Shown	KE32-1 93° Edge Guard up to 42" long Specify mortise or non-mortise	100.00	100.00				100.00	86.00		125.00
 Mortise Shown	KE33-1 90° Edge Guard up to 42" long Specify mortise or non-mortise	121.00	121.00				121.00	110.00		151.00
 Non-Mortise Shown	KE33-2 93° Edge Guard up to 42" long Specify mortise or non-mortise	137.00	137.00					121.00		171.00
 Mortise Shown	KE34-1 Edge Guard - Double Acting Door up to 42" long Specify mortise or non-mortise	168.00	168.00					147.00		210.00
	KE35-1 90° Edge Guard up to 42" long	168.00	168.00					147.00		210.00
	KE36-1 93° Edge Guard up to 42" long	147.00	147.00					126.00		184.00



BOXED PRICES ARE STOCKED IN OCEANSIDE AND AVAILABLE FOR QUICK SHIP.
STOCKING LIST FOR OTHER WAREHOUSES ALSO AVAILABLE.

TRIMCO	DESCRIPTION	605/606	613	625	626	628	629	630	710 Cu+	Special Finishes
	KE37-1 90° Edge Guard-square edged up to 42" long	163.00	163.00				163.00	147.00		203.00
	KE37-2 93° Edge Guard-square edged up to 42" long	173.00	173.00				173.00	158.00		216.00
	KE38-1 Edge Guard - Double Acting Door up to 42" long	273.00	273.00					231.00		341.00
	K39 Finger Guard up to 42" long 60" long maximum Over 42" long by quote only	284.00	284.00					273.00		368.00



TrimcoHardware.com

1351 Rocky Point Drive
Oceanside, CA 92056

Phone: 323.262.4191

Fax: 800.637.8746

QUOTES: quotes@trimcohardware.com
INFORMATION: info@trimcohardware.com
CUSTOMER SERVICE: csr@trimcohardware.com