

# Panic Devices

**ASSA ABLOY**  
Opening Solutions

Experience a safer  
and more open world



DISTRIBUTED BY

**AHS** ACCESS HARDWARE SUPPLY  
[accesshardware.com](http://accesshardware.com)

## Features

- Top latching panic device with easy align security latch
- Engraved latch lines ensure proper engagement with strike
- Post mount design suites with Rockwood architectural pulls
- Keyed and non-keyed options
- Six standard exterior pull options
- Dogging feature
- Engraved push area and boundary grooves allow for enhanced visibility and tactility
- Dummy version available for matching aesthetics (DDU8000)



## Technical Specifications

### Materials:

- Stainless steel

### System:

- Panic Device (PDU8000)
- Functions
  - Keyed
  - Passage - dogging standard  
(specify no dogging if not required)
- Dimensions
  - Grip Diameter: 1-1/4"
  - Vertical (Crash Bar to Top of Tube):  
28 1/2" min; max per GANA guidelines
  - Horizontal: 15-3/4" min; 48" max
  - Projection: 2-5/8" Panic Side  
3-1/4" Mating Pull Side

### Door Specifications:

- For glass doors 1/2" to 3/4" thick standard
  - Non-standard thickness please specify

### Application Types:

- Glass Mounted
- Rail Mounted

### Handing:

- Right Hand Reverse (Swing 3)
- Left Hand Reverse (Swing 4)

### Strikes:

- Single Manual
- Double Manual
- Single Electric (Folger Adam 310-1 Series)
  - Fail Safe/Fail Secure
- Double Electric (Folger Adam 310-1 Series)
  - Fail Safe/Fail Secure

### Cylinder Options:

Description	Code
Mortise Cylinder	01
7-pin SFIC Housing w/Construction Core	02
Special Order (Keyed alike)	03
Customer Supplied Cylinder	04
Dummy Cylinder Housing	05
Non-Keyed Function (Blank Escutcheon Plate provided)	06

### Patents, Approvals and Listings:

- ANSI/BHMA A156.3-2014, Grade 1 Certified (32 and 32D finishes only)
- UL305, ULC-S132-07
- Meets California Building Code (2013) Sec. 11B-309.4
- ADA Compliant
- Patents Pending



## Finish Options

- Satin Stainless Steel (US32D/630)
- Bright Stainless Steel (US32/629)
- Bright Stainless Steel with MicroShield® Antimicrobial Coating (US32MS)
- Split Finish - Satin Stainless Steel Device (US32D/630) and Bright Stainless Steel Push Area (US32/629)
- Extra Dark Bronze Equivalent (314E)
- Stock Powder Coats (Specify color)

## Engraved Push Area Finish Options

Split finish – 32D device; 32 push area



White Paint

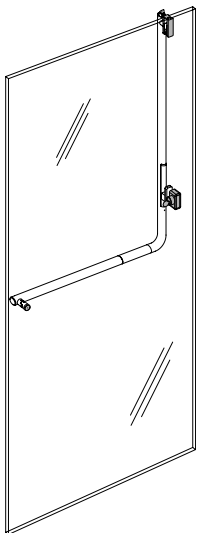


Black Paint (standard)

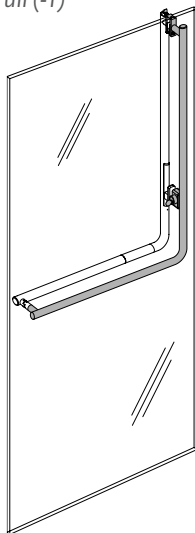


## PDU8000/DDU8000 Exterior Pull Options

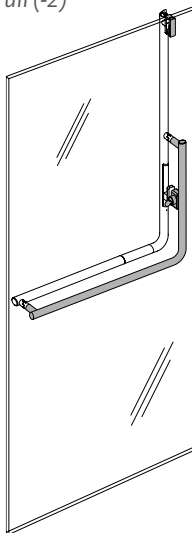
No Mating Pull



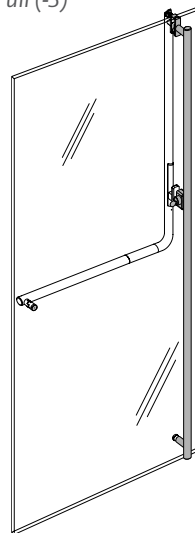
Full Height L-Shaped Pull (-1)



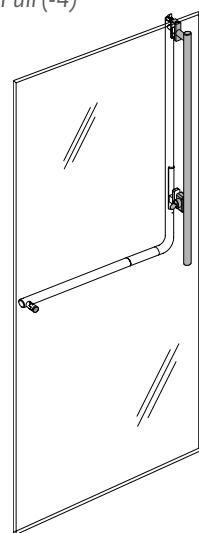
Half Height L-Shaped Pull (-2)



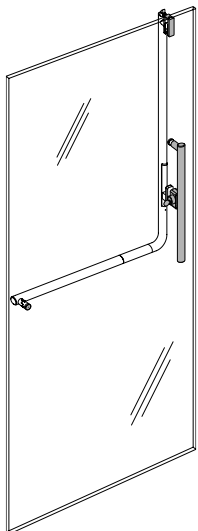
Full Height Straight Pull (-3)



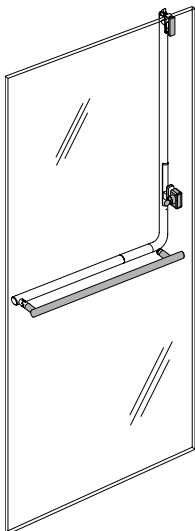
Half Height Straight Pull (-4)



Short Centered Straight Pull (-5)



Horizontal Straight Pull (-6)



Sold Through



Authorized Channel Partner  
ASSA ABLOY

The ASSA ABLOY Group is the global leader in access solutions. Every day, we help billions of people experience a more open world.

ASSA ABLOY Opening Solutions leads the development within door openings and products for access solutions in homes, businesses and institutions. Our offering includes doors, frames, door and window hardware, locks, perimeter fencing, access control and service.

**ASSA ABLOY**  
Opening Solutions



ASSA ABLOY Opening Solutions  
Glass Solutions  
300 Main Street  
Rockwood, PA 15557  
[www.assaabloyglass.us](http://www.assaabloyglass.us)  
855 594 6989

ASSA ABLOY Opening Solutions  
Door Security Solutions Canada  
160 Four Valley Drive  
Vaughan, ON L4K 4T  
[www.assaabloydss.ca](http://www.assaabloydss.ca)  
1 800 461 3007

DISTRIBUTED BY

**AHS**

ACCESS HARDWARE SUPPLY  
[accesshardware.com](http://accesshardware.com)