

IMAGINE THE RITE DOOR®

VERSATILE, DURABLE & COST EFFECTIVE



INTEGRATED DOOR SYSTEMS WITH PRE-INSTALLED HARDWARE





THE RITE DOOR® WAS DESIGNED INTO THE LEATHERBY LIBRARY, ORANGE, CA



THE RITE DOOR® WAS DESIGNED INTO NADEL ARCHITECTS, SANTA MONICA, CA

IMAGINE THE RITE DOOR® AND MORE...



THE RITE DOOR® VERSATILITY AND PRACTICALITY

- Blends in for clean lines, or makes a design statement
- Pre-installed hardware, ready to hang
- Savings up to \$1,500 per opening (call for details)

ADA, Life Safety &
Fire Code compliance

Hardware exceeds ANSI/
BHMA Grade 1 standards

Meets or exceeds security
and positive pressure tests

THE RITE DOOR® FINISHES

The RITE Door® can be finished in a huge pallet of colors or pre-finished to match existing paints. Call Adams Rite for custom coloring, or textures.

DOOR FINISHES INCLUDE

- Primed for Paint
- Pre-Finish Paint
- Plastic Laminate (HPL) from Wilsonart or others
- Metallic Laminates
- Mirrored Stainless Steel
- Brushed Stainless Steel



The RITE Door can be finished in a wide variety of colors and textures.



THE RITE DOOR® WAS DESIGNED INTO THE TPC MARRIOTT SUITES IN SCOTTSDALE, AZ




THE RITE DOOR® WAS DESIGNED INTO KAISER HOSPITAL, ANAHEIM, CA



THE RITE DOOR® WAS DESIGNED INTO THE TPC MARRIOTT SUITES IN SCOTTSDALE, AZ

IMAGINE THE RITE DOOR® AND MORE...




End caps can be ordered to match the pushbar.

EXIT DEVICE FINISHES

Exit devices for The RITE Door® come in an attractive range of architectural finishes for the pushbar. Finishes are anodized or clad, not plated, for superior looks and wear. They are low profile pushbars for a clean line. Call Adams Rite for custom finishes.

LOW PROFILE PUSHBARS



Exit devices come in an attractive range of architectural finishes.

TYPES OF OPERATING HARDWARE (ALL WITH CONCEALED VERTICAL ROD)


INSET EXIT DEVICE



INSET PUSH/PULL



DUAL LEVER





THE RITE DOOR® WAS DESIGNED INTO LEGACY HEALTH SYSTEMS, PORTLAND, OR

IMAGINE THE RITE DOOR® FOR EVERY APPLICATION



*The RITE Door with
Vision Lites and Kick Plates*

VISION LITES & KICK PLATES

The RITE Door® can be ordered prepped for glazing or with a cut-out only. Call Adams Rite for custom lite shapes. Kick plates are stainless steel.

- Built-In Lite Prep with Glass Stops
- Low Profile Lite Kit
- Louvers

THE RITE DOOR® SOLUTION

The RITE Door® was specifically designed to be an all-in-one solution, one that would appeal as much to designers and owners as it does to installers and maintenance crews. Every aspect of The RITE Door is designed to work together.

The RITE Door is the perfect door opening solution for virtually any application such as Commercial Office Buildings, Industrial, Health Care, Retail, Hotels, Senior Living, and Educational Facilities.



THE RITE DOOR® WAS DESIGNED INTO HUNTINGTON MEMORIAL, PASADENA, CA



**Adams
Rite**

ASSA ABLOY

www.ritedoor.com

260 Santa Fe Street, Pomona, CA 91767 • Phone: 800-872-3267 • FAX: 800-232-7329

Copyright © 2008, Adams Rite Manufacturing Co., an ASSA ABLOY Group company. All rights reserved. Reproduction in whole or in part without the express written permission of Adams Rite Manufacturing Co. is prohibited.

Form# RD-102, Rev. 2008

DISTRIBUTED BY



ACCESS HARDWARE SUPPLY
accesshardware.com

ASSA ABLOY is the global leader in door opening solutions, dedicated to satisfying end-user needs for security, safety and convenience.

Founded in 1896, Adams Rite Manufacturing Co. is a market leader in locks and architectural hardware for security, safety and control. The company's customer base includes specifiers, architects and designers.