



3090 eForce-150 Keyless Entry

Features:

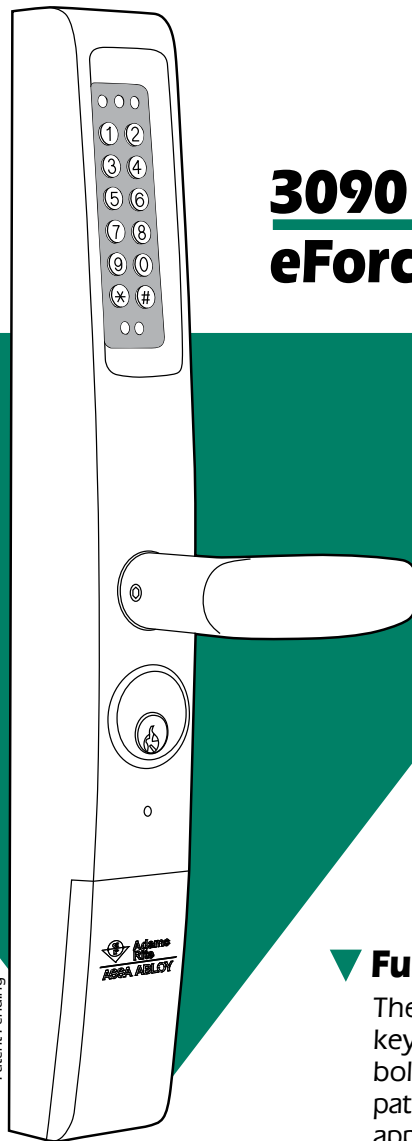
- ▼ Surface mounted with concealed fasteners
- ▼ Field selectable handing
- ▼ Free-wheeling lever with clutch to prevent vandalism
- ▼ Mortise cylinder control (1" to 1-1/2" range with AR/MS cam)
- ▼ Die cast housing and lever
- ▼ UV stable keypad material
- ▼ Full outdoor rating – temperature range from -31°F to 151°F (-35°C to 66°C)
- ▼ Powered by 4 AA alkaline batteries

▼ Handle

Clutch-protected cast zinc alloy, finished to match housing.

▼ Compatible Locking Devices

The eForce™-150 retrofits to Adams Rite MS Series Deadbolts, 4500, 4700, 4900, Deadlatches and 8000 Series Exit Devices in 31/32" backsets and greater.



▼ Housing

The sleek-looking eForce-150 (model #3090) measures 1-3/4" wide x 15-3/8" high, with Satin Chrome (626) and Powdercoat Dark Bronze (121) finishes.

▼ Function

The eForce-150 is a new battery-operated keyless entry control for Adams Rite deadbolts, deadlatches and exit devices that are compatible with aluminum stile, steel and wood door applications. The device can accommodate up to 150 users, (including master, supervisor and emergency users) plus two one-time codes. The eForce-150 can operate in three modes: Standard, Passage and Lockout. All programming is accomplished via the keypad. Device operation is confirmed by both a visual LED light indicator and an audible sound generated by a piezo horn.

▼ Operation

In the standard mode of operation, a programmed 2 to 7 digit character followed by star (*) key, allows for one entry. Hold open time is adjustable from 1 to 9 seconds. Mechanical key override via mortise cylinder (by others).

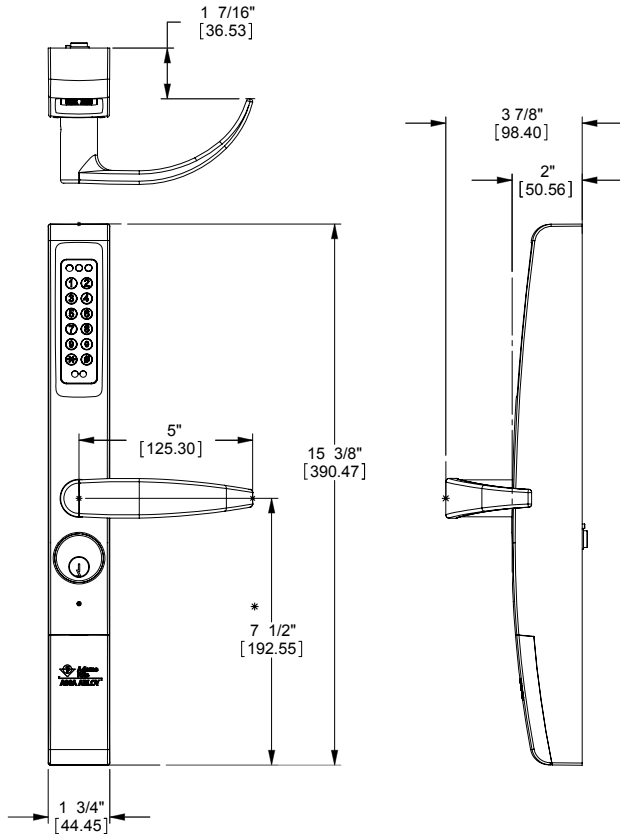


3090 eForce-150 Keyless Entry

DIMENSIONS

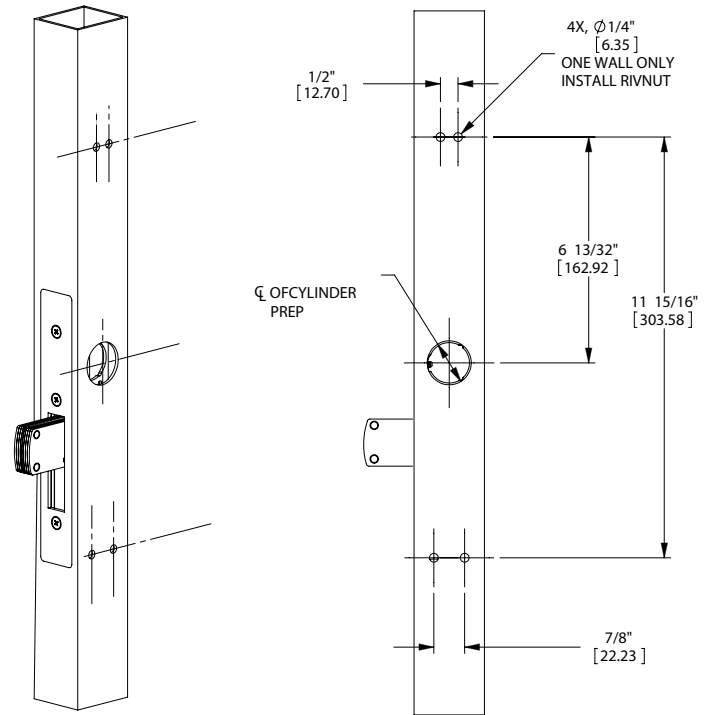
INCHES
[MILLIMETERS]

Nominal, subject to tolerance extremes.



INSTALLATION

Stile Preparation



OPTIONS

626 – Satin Chrome and 121 – Powdercoat Dark Bronze finish.

STANDARD PACKAGE

Individually boxed with installation instructions, owner's manual and mounting hardware for metal door applications from 1-3/4" to 2-1/4" thick. Shipping weight approximately 5.5 lbs.

HOW TO ORDER

Specify quantity and the following information.
Order related hardware separately.

Model
3090

For use with

- 01 Adams Rite Latches & Exit Devices
- 02 Adams Rite MS Deadbolts

Finish

- 626 Satin Chrome
- 121 Powdercoat Dark Bronze (matches 313)

3090 - 01 - 626

Installation

