



Overview

- Snap track mountable relay modules.

RB1224

- 12VDC or 24VDC operation.
- 5 amp/220VAC or 28VDC DPDT contacts.

RBR1224

- 12VDC to 24VDC operation.
- .5 amp/120VAC or 2 amp/28VDC DPDT contacts.

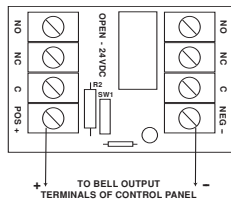
Specifications

- Current draws: 75mA (RB1224 only).
- Current draws: 20mA (RBR1224 only).
- Snap track mountable (order part # ST1).

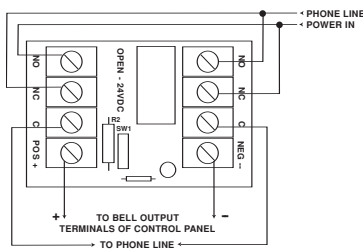
Board Dimensions (approximate):
2.75"L x 2"W x 1"H

RB1224 Application Drawings

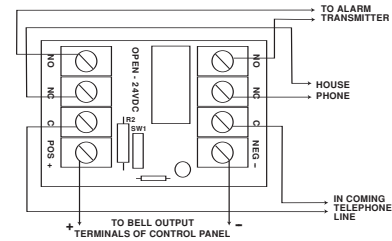
Dry Contacts



Polarity Reversal



Line Seizure



Latching Dry Contacts

