

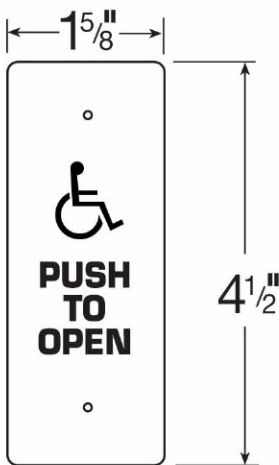
## CM-25 ALL-ACTIVE JAMB SWITCHES

### FEATURES

- MOUNTS IN ALUMINUM JAMB OR IN SURFACE BOXES
- DURABLE STAINLESS STEEL OR SOLID BRASS CONSTRUCTION
- ALL-ACTIVE DESIGN REQUIRES MINIMAL ACTUATION FORCE & MEETS ADA REQUIREMENTS
- UL/CSA APPROVED SPST N.O. SWITCH, RATED 3 AMPS @120 VAC
- VARIOUS LOGOS & MESSAGES
- ARCHITECTURAL FINISHES



CM-25/2



CM-25/4

### DESCRIPTION

**CAMDEN DOOR CONTROLS CM-25 Series** all-active switches are heavy-duty, ADA-compliant door controls. The  $1\frac{5}{8}$ " x  $4\frac{1}{2}$ " rectangular faceplates are stainless steel or solid brass, and the assembly is designed for easy installation directly on the aluminum jamb (or use optional surface box). The N.O. tubular switch requires minimal frame cut out, is rated 3AMP @ 120 VAC and provides virtually silent operation.

### APPLICATION

Camden all-active switches are designed for areas where an easy-to-activate, high-visibility switch is desired. Ideal for high-traffic areas, hospitals, handicap access, seniors' residences, etc. They can be surface or flush mounted.

Camden all-active switches are designed to control electric strikes, electromagnetic locks and automatic doors. They may also be used for shunting, bypassing alarms, request to exit, timed functions and many other applications.

The switches are made for high frequency usage for both indoor and outdoor environments. Camden switches are versatile and can be supplied in various configurations and finishes to suit any commercial, industrial or residential application.



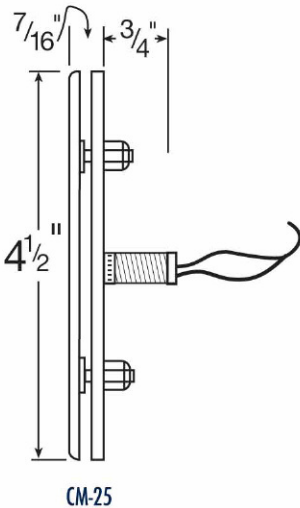
ARCHITECTS / ENGINEERS SPECIFICATIONS

The switches to be used throughout the complex shall be CAMDEN DOOR CONTROLS CM-25 series all-active switches.

The switches shall be easy-to-activate, ADA compliant and all-active, whereby pressing any part of the faceplate will activate the device. Faceplates shall be constructed of 18 gauge stainless steel or solid brass with dimensions of 1 5/8" x 4 1/2", and have concealed mounting screws for tamper resistance. Switches shall use plastic spacers and rubber dampers for noise reduction. Actuating switch shall be of a compact tubular style rated 3AMP @ 120 VAC.

ORDERING INFORMATION

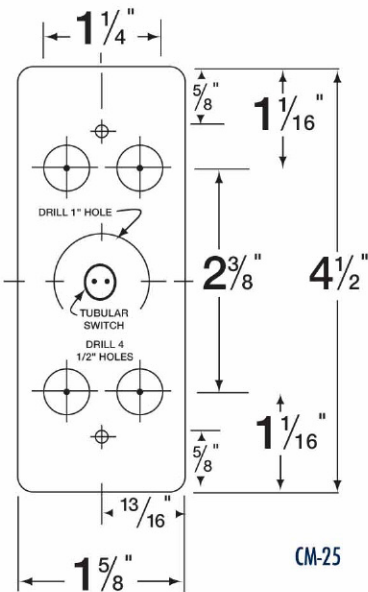
All CM-25 series all-active switches are complete ready-to-install assemblies. They are supplied with stainless steel Allen screws and an Allen wrench for mounting.



CM-25	1 5/8" X 4 1/2"
ITEM NUMBER	DESCRIPTION
CM-25/1	STAINLESS STEEL PLATE, NO EMBOSSING
CM-25/2	EMBOSSED WITH HANDICAP LOGO IN BLUE
CM-25/3	EMBOSSED WITH PUSH TO OPEN LOGO IN BLACK
CM-25/4	EMBOSSED WITH HANDICAP LOGO AND PUSH TO OPEN LOGOS IN BLUE
CM-25/C	CUSTOM ENGRAVING, PLEASE SPECIFY WHEN ORDERING

OPTIONS / FINISHES:

- WR Add WR to product # for weather resistant boot
- WT Add WT to product #for boot and water tight coating
- AB Add AB to product # for antique brass finish (C5 / US5 / 609)
- PB Add PB to product # for polished brass finish (C3 / US3 / 605)
- OB Add OB to product # for oil rub bronze finish (C10B / US10B / 613)
- MS Add MS to product # for mirrored stainless steel finish (C32 / US32 / 629)



CM-25

