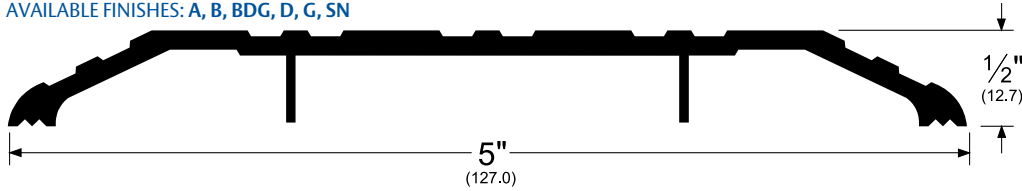


## Saddle Thresholds (Cont.)

- To use a saddle threshold in an offset condition, use an elevator (see page 37).

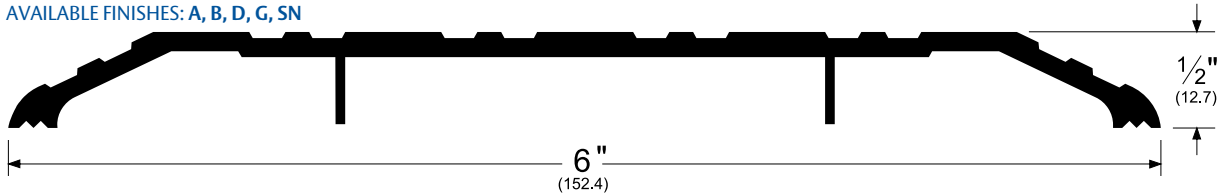
**171\_**   **BHMA**  
CERTIFIED

AVAILABLE FINISHES: A, B, BDG, D, G, SN



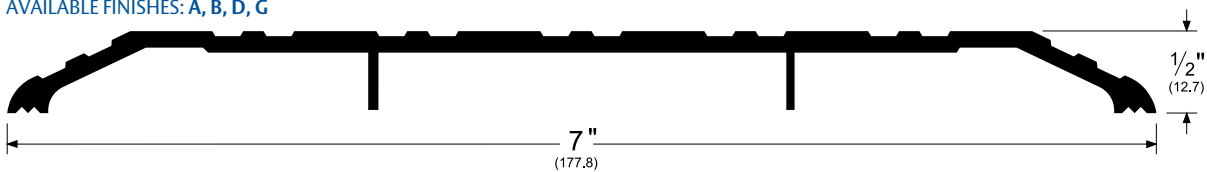
**172\_**   **BHMA**  
CERTIFIED

AVAILABLE FINISHES: A, B, D, G, SN



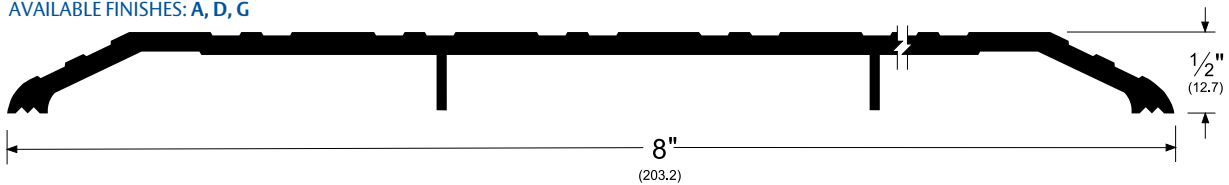
**176\_**   **BHMA**  
CERTIFIED

AVAILABLE FINISHES: A, B, D, G



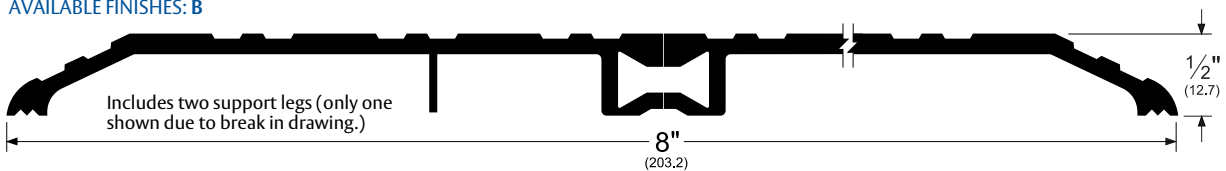
**2548\_**   **BHMA**  
CERTIFIED

AVAILABLE FINISHES: A, D, G



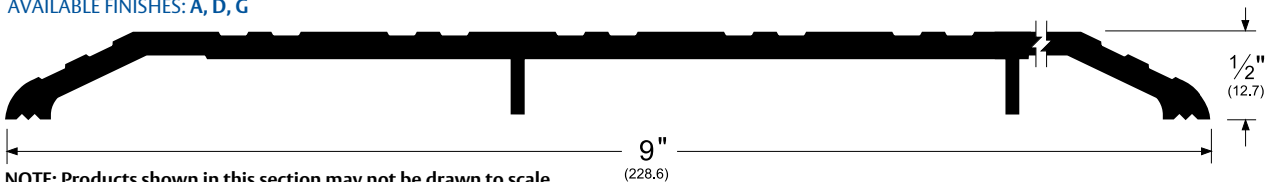
**254X4\_**   **BHMA**  
CERTIFIED

AVAILABLE FINISHES: B



**2549\_**   **BHMA**  
CERTIFIED

AVAILABLE FINISHES: A, D, G



NOTE: Products shown in this section may not be drawn to scale.

▲ AVAILABLE FINISHES FOR PRODUCTS SHOWN ON THIS PAGE (see General Information section for finish chart)

A (Mill Finish Aluminum) • B (Mill Finish Extruded Bronze [Brass]) • BDG (Bright Dip Gold Anodized) • D (Dark Bronze Anodized)  
G (Gold Anodized) • SN (Satin Nickel Anodized) NOTE: G, SN are available with limited inventory