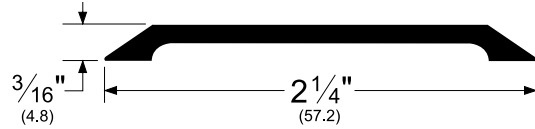


COMMERCIAL THRESHOLDS

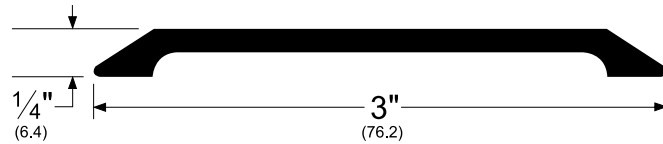
Saddle Thresholds

- To use a saddle threshold in an offset condition, use an elevator (see page 37).

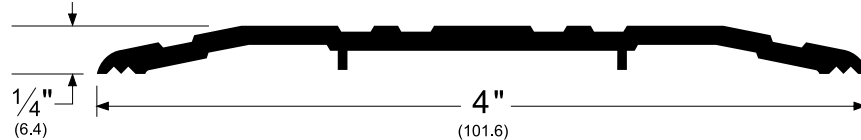
173  **BHMA CERTIFIED**
 AVAILABLE FINISHES: A, B, D, G



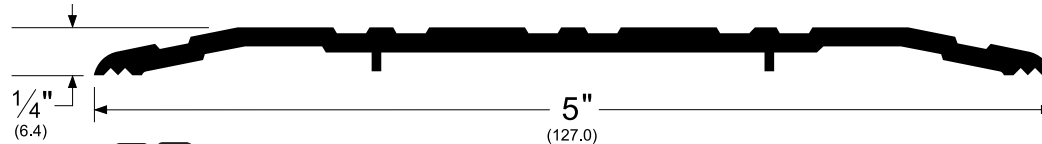
151   **BHMA CERTIFIED**
 AVAILABLE FINISHES: A, B, D, G



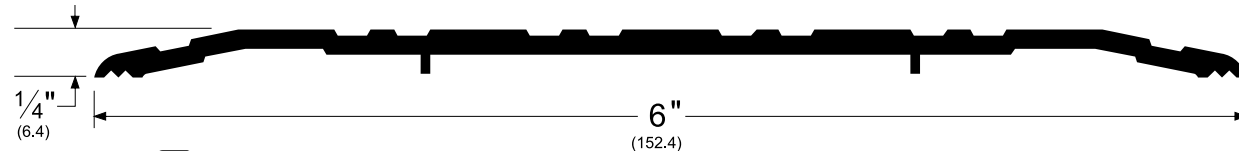
270   **BHMA CERTIFIED**
 AVAILABLE FINISHES: A, B, D, G



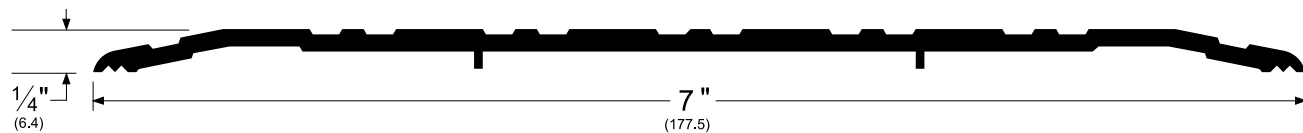
271   **BHMA CERTIFIED**
 AVAILABLE FINISHES: A, B, D, G, SN



272   **BHMA CERTIFIED**
 AVAILABLE FINISHES: A, B, D, G, SN



276   **BHMA CERTIFIED**
 AVAILABLE FINISHES: A, B, D, G



2748   **BHMA CERTIFIED**
 AVAILABLE FINISHES: A, D, G



NOTE: Products shown in this section may not be drawn to scale.

▲ AVAILABLE FINISHES FOR PRODUCTS SHOWN ON THIS PAGE (see General Information section for finish chart)

A (Mill Finish Aluminum) • B (Mill Finish Extruded Bronze [Brass]) • D (Dark Bronze Anodized) • G (Gold Anodized) • SN (Satin Nickel Anodized)

NOTE: G, SN are available with limited inventory