



## ROFU® ELECTRIC STRIKE MODEL 1505

1505 - SERIES, FACEPLATE SIZE 1¼" x 5⅞"

**MODEL 1505** — Fail - Secure (Non Fail - Safe)

Side Mounted Faceplate

Electric strikes for use with mortise and cylindrical locksets.

For Commercial and Residential, New and Retrofit Uses

### Standard Features



**1505**  
**Non-Handed**

- Zinc/Aluminum Alloy Faceplate
- Frame Type - Wood
- Corrosion - Resistant case and moving parts.
- Tamper Strength Test - 1000 lbs (454kg)
- Cycle Test 500,000 cycles
- Keeper Depth - **5/8"** Maximum Latch Projection possible with 1/8" Door/Frame Clearance - **3/4"**
- Strike Depth 1.43" Overall
- Reversible - Non Handed
- Limited Warranty - **36 Months**

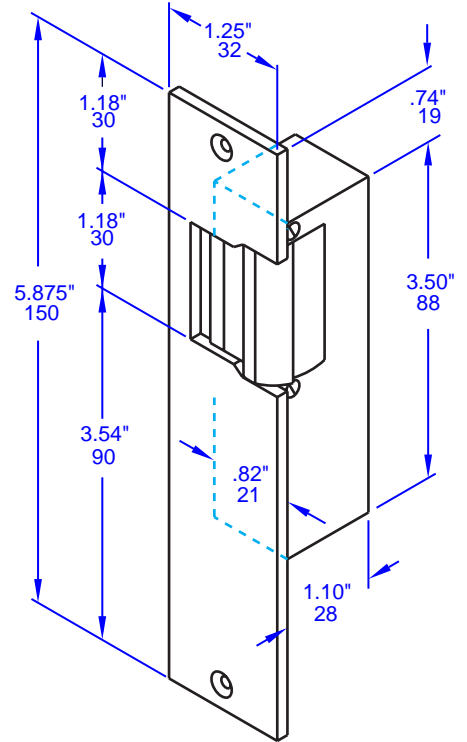
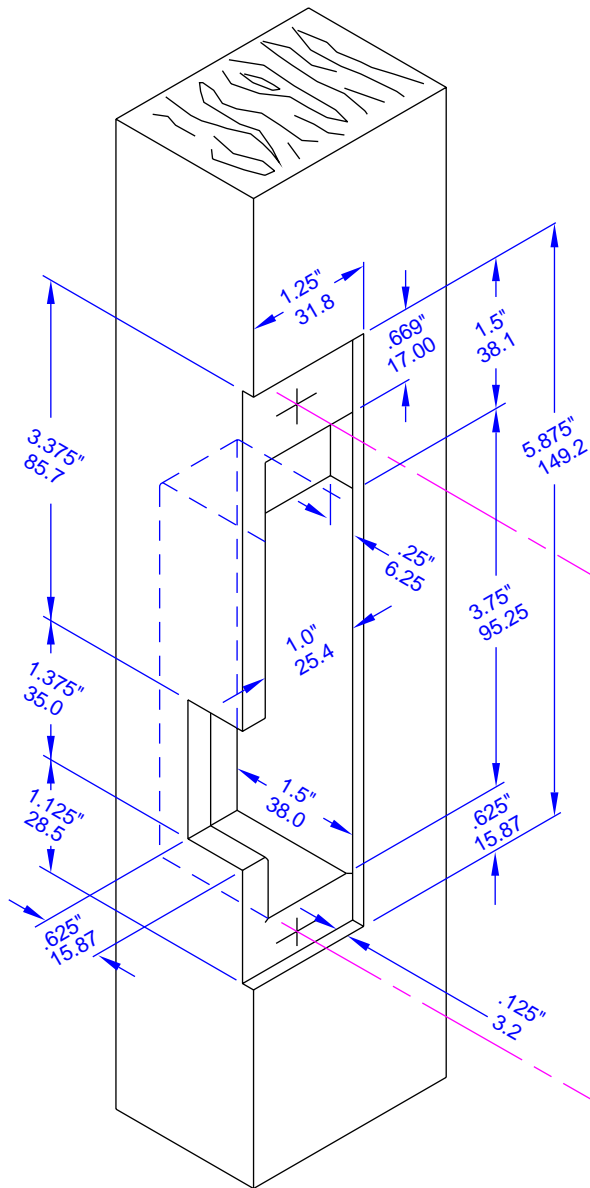
### Available in the following Voltages and Finishes:

Specify Finish           xUS26D or xUS4  
Voltage, Fail Secure   x01=8-16VAC/3-6VDC  
                                  x05=12VAC/12VDC  
                                  x08=24VAC/24VDC

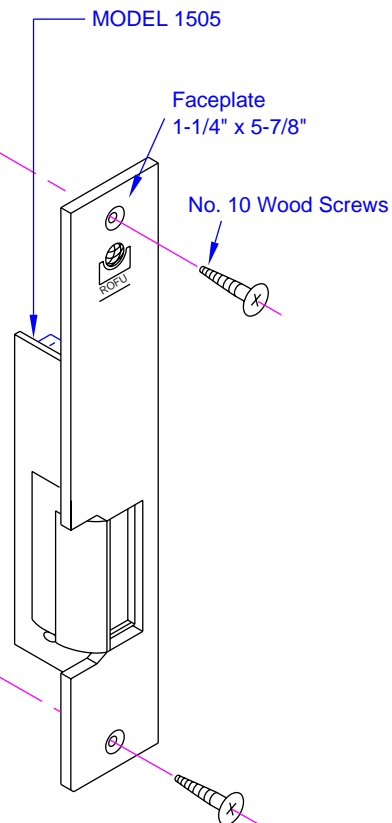


# LINE ART FOR 1505

## WOOD JAMB PREPARATION



## INSTALLATION



NOT TO SCALE - TECHNICAL DATA SUBJECT TO CHANGE WITHOUT NOTICE