

**A**  
Hinges & Pivots

**B**  
Pulls & Plates

**C**  
Flush Bolts & Coordinators

**D2**  
Latches, Catches & Bolts

**E**  
Stops

**F**  
Exterior Hardware

**G**  
Miscellaneous Hardware



Meets ANSI/BHMA A 156.16  
UL listed 3 hour fire door, up to 10'0"  
Miami Dade County NOA Listed

### SB360 Surface Bolt


- Surface Bolt has 1-1/4" throw for maximum security.
- Jimmy-resistant design, bolt locks automatically when thrown, can be released only by pressing knob toward door while retracting.
- Ideal for all types of doors.
- Available in 12" length
- Unit locks in both the up and down position.
- Accepts padlock (not furnished) with maximum 3/8" diameter shackle, minimum 1-3/4" shackle opening height.
- Units packed with one-way screws for added security. Standard screws also supplied.
- Units packed with both a universal top strike (US) and a mortise bottom strike (MS).
- Constructed of heavy duty steel.
- Optional Sex Bolts available.
- Optional Mortise Strike available.

#### Dimensions

Bar: 3/4" Wide x 3/4" Thick  
Overall Width: 2-1/32"  
Overall Projection: 2-1/16"  
Top Strike: 1-1/2" Wide x 1-1/2" Long x 3/16" Thick  
Optional Mortise Strike: 1-5/8" Wide x 3-1/2" Long x 1/8" Thick

#### Finishes

Ives Number	US2C
BHMA	603



Meets ANSI/BHMA A156.16 L84161  
UL listed 3 hour fire door, up to 10'0"

### SB453 Surface Bolt

- Surface Bolt has 1-3/16" throw for maximum security.
- Strong tension springs prevent creep.
- Ideal for all types of doors.
- Available 8" & 12" lengths.
- Units packed with standard screws for added security.
- Units packed with both a universal top strike (US) and a mortise bottom strike (MS).
- Constructed of heavy duty steel.
- Optional Sex Bolts available.
- Optional Thru Bolts available.


#### Dimensions

Bar: 3/4" Wide x 1/4" Thick  
Overall Width: 2-1/32"  
Overall Projection: 1-5/16"  
Top Strike: 1-1/2" Wide x 1-1/2" Long x 3/16" Thick  
Bottom Strike: 1-5/8" Wide x 3-1/2" Long x 1/8" Thick

#### Finishes

Ives Number	US2C	US3	US4*	US10	US10B	US26D
BHMA	603	632	633	639	640	652

\* only available in 8" bolt length.



1630 meets ANSI/BHMA A156.16, L84161 and UL listed 3 hour fire doors up to 8'0" in height.

1640 meets ANSI/BHMA A156.16, L24161.

**SB1600 Surface Bolt**

- Standard Surface Bolt has 1" throw for maximum security.
- Ideal for all types of doors.
- Fully concealed mounting prevents vandalism.
- Available in locking version. Unit locks in both the up and down position. Locking Bolts are furnished with 2 keys in 4 keying variations.
- Units packed with wood and machine screws to meet most field conditions.
- Units available with either a universal top strike (T) or a flat bottom strike (B).
- 1630 Series is constructed of heavy duty steel.
- 1640 Series is constructed of brass.
- Optional sex bolts available

**Dimensions**


Body: 8" Long x 7/8" Wide x 3/4" Thick,  
 Overall Knob or Lock Housing Projection: 1-1/2"  
 Top Strike: 1-1/4" Wide x 7/8" Tall x 15/16" Deep  
 Bottom Strike: 3" Long x 1" Wide x 1/8" Thick

**SB1630 Finishes** *steel*

Ives Number	US2G	US10B	US26D
BHMA	604	640	652

**SB1640 Finishes** *brass*

Ives Number	US3	US10B	US26D
BHMA	605	613	626



SB1600M1

SB1600M2

UL listed 3 hour fire doors up to 8'0" in height.

**SB1600M1  
 SB1600M2 Surface Bolt**

- Standard Surface Bolt has 3-1/2" throw for maximum security and for doors with larger undercuts.
- Sleek handle design.
- Ideal for all types of doors.
- Fully concealed mounting prevents vandalism.
- Available in locking version. Unit locks in both the up and down position. Locking bolts are furnished with 2 keys in 4 keying variations.
- Units packed with wood and machine screws to meet most field conditions.
- Units available with either a universal top strike (T) or a flat bottom strike (B).
- Constructed of heavy duty steel.
- Optional sex bolts available

**Dimensions**

Bar: 11" Long x 3/4" Wide x 3/4" Thick, locking version 1-1/2" Thick  
 Top Strike: 1-1/4" Wide x 7/8" Tall x 15/16" Deep  
 Bottom Strike: 3" Long x 1" Wide x 1/8" Thick

**Finishes**

Ives Number	SP4	SP10	SP28	SP313	SPBLK
BHMA	706	691	689	695	622

A  
Hinges & Pivots

B  
Pulls & Plates

C  
Flush Bolts & Coordinators

D3  
Latches, Catches & Bolts

E  
Stops

F  
Exterior Hardware

G  
Miscellaneous Hardware



Meets ANSI/BHMA A156.16

### 40 Decorative Surface Bolt

- Concealed screw design enhances appearance and security.
- Exceptional strength and durability provided by interlocking construction of heavy gauge track and rod.
- Permanent stop prevents rod disengagement from track.
- Tension spring holds bolt in desired position.
- Track assures smooth operation and interlocks with side edges of rod to eliminate marring.
- Decorative 5/8" diameter knob designed to facilitate bolt operation.
- Made from extruded brass or aluminum.
- Available in 3", 4" and 6" lengths.
- Packed with both Universal and Mortise Strikes.

#### Dimensions

Throw: 15/16"  
 Projection: 3/4"  
 Width: 11/16"  
 Length: 3", 4" or 6"

#### Finishes *brass*

Ives Number	B3	B5	B10B	B15	B26	B26D
BHMA	605	609	613	619	625	626

#### Finishes *aluminum*

Ives Number	A3*	A15*	PA28
BHMA	666	670	628

\* only available 3" bolt Schlage Carded.

A  
Hinges & Pivots

B  
Pulls & Plates

C  
Flush Bolts & Coordinators

D4  
Latches, Catches & Bolts

E  
Stops

F  
Exterior Hardware

G  
Miscellaneous Hardware



Meets ANSI/BHMA A156.16

**253 Decorative Surface Bolt**

- Heavy duty, decorative bolt ideal where extra strength required
- Decorative 1-1/4" diameter knob fits well with any décor and designed to facilitate bolt operation.
- Made from solid brass.
- Available in 8" and 12" lengths.
- Packed Universal Strike (US) & Mortise Strike (MS).

**Dimensions**

Throw: 1-1/8"  
 Projection: 1-5/16"  
 Half Round Rod: 5/8"  
 Overall Width: 1-5/8"  
 Length: 8" or 12"

**Finishes**

Ives Number	B3	B10B	B26D
BHMA	605	613	626

A  
Hinges & Pivots

B  
Pulls & Plates

C  
Flush Bolts & Coordinators

**D5**  
Latches, Catches & Bolts

E  
Stops

F  
Exterior Hardware

G  
Miscellaneous Hardware