

9875/9975 Mortise Lock Device

VON DUPRIN.



Hex key dogging comes standard on 9875/9975 Mortise Lock Devices



7500 Mortise Lock

575 Strike

9875/9975 mortise lock device for all types of single or double doors, UL listed for Panic Exit Hardware. Devices are ANSI A156.3 – 2001 Grade 1. Fits stock hollow metal doors with 86 cutout and door stiles as narrow as 4 3/4" (121mm). The 9875 device has a smooth mechanism case and the 9975 device has a grooved case. The mortise lock device is non-handed except when the following device options are used: -2 (Double Cylinder) or SS (Signal Switch). See Opposite page for available outside trim and device functions.

The 7500 Mortise lock is equipped with a 3/4" (19mm) anti-friction latch bolt which is field reversible without removing the lock from the door. It has a non-handed auxiliary bolt for deadlocking and a faceplate with an adjustable bevel.

Finishes – US3, US3A, US4, US4A, US10, US26, US26D, US26D-AM Antimicrobial, US28, 313, 315 & 643E. US15 and US32D available with 98 Series only.

Specifications	
Device Functions	Device ships EO/DT/NL. Field selectable. For TP, K or L adjust NL drive screw in mortise lock.
Device Lengths	3' 2'4" to 3' (711mm to 914 mm) Door Size 4' 2'10" to 4' (864 mm to 1219 mm) Door Size
Device Centerline from Finished Floor	39 9/16" (1006 mm)
Center Case Dimensions	8" x 2 3/4" x 2 3/8" (203mm x 70mm x 60mm)
Mechanism Case Dimensions	2 1/4" x 2 1/4" (57mm x 57mm)
Projection	Pushbar Neutral – 3 13/16" (97 mm) Pushbar Depressed – 3 1/16" (78 mm)
Fasteners & Sex Bolts (SNB)	Includes screw pack for 1 3/4" (44mm) and 2 1/4" (57mm) thick metal or wood doors. Optional 425 SNB available, see page 13 for quantities.
Electric Options	RX Pushpad Monitor Switch RX2 Double Pushpad Monitor Switch E Electric Locking & Unlocking EL Electric Latch Retraction QEL Quiet Electric Latch Retraction SS Signal Switch CX Chexit Delayed Exit ALK Alarm Exit Kit WP-RX Waterproof Request to Exit
Mechanical Options	-2 Double Cylinder GBK Glass Bead Kit PN Pneumatic Latch Retraction SNB Sex Bolts SEC Security Screws
Dogging Feature	Hex key dogging standard
Dogging Options	CD Cylinder Dogging LD Less Dogging DI Dogging Indicator CDI Cylinder Dogging Indicator
Strikes	575 – Dull Black

QEL
Quiet Electric Latch Retraction

- Bolt retraction via switch
- Converts exit door to push-pull operation

CD
Cylinder Dogging

- Replaces hex key dogging
- Requires standard 1 1/4" mortise cylinder

CX
Chexit Delayed Exit

- Meets NFPA 101 requirements
- Self-contained controls, locking, alarm

RX
Pushpad Monitor Switch

- Signals use of an opening
- SPDT switch to monitor pushpad

EL
Electric Latch Retraction

- Enables remote unlatching
- Alternative to manual dogging

ALK
Alarm Exit Kit

- Unauthorized opening triggers 85-decibel horn
- Set in armed or disarmed mode by key

E (E7500)
Electric Mortise Lock Device

- Remains latched while unlocked
- Remote electrical control

SG
Safety Glow

- Shows exit door location in darkness or smoke
- Developed to meet MEA standards

PN
Pneumatic Latch Retraction




- For areas where electrical devices banned
- Special linkage for mechanical or pneumatic dogging





SS 7500
Signal Switch

- Signals unauthorized use of an opening
- Switch makes latch bolt tamper-resistant

9875/9975 Mortise Lock Device

Standard Trim

	EO	DT	NL	HL
				
	Exit only	Dummy Trim Pull When Dogged (Not recommended for fire exit)	Night Latch Key Retracts Latchbolt	Hospital Latch Key Locks & Unlocks
Product Description	9875EO 9975EO	9875DT 9975DT	9875NL 9975NL	9875HL 9975HL
Trim Description	—	990DT	990NL-M	HL6M
Escutcheon Plate Size	—	3" x 14 ³ / ₁₆ " x ³ / ₃₂ " (76x360x2mm)	3" x 14 ³ / ₁₆ " x ³ / ₃₂ " (76x360x2mm)	2 ⁹ / ₁₆ " x 5 ¹ / ₂ " x 2 ⁵ / ₈ " (65x140x67mm)
Pull Center to Center	—	5 ¹ / ₂ " (140mm)	5 ¹ / ₂ " (140mm)	—
Projection	—	2" (51mm)	2" (51mm)	2 ⁵ / ₈ " (67mm)
ANSI Function	01	02	03	—
Cylinder Type	—	—	1 ¹ / ₄ " Mortise	1 ¹ / ₄ " Mortise
Optional Trim	x990EO x996EO	x996K-DT x996L-DT) x696DT x697DT	x996K-NL x996L-NL x696NL x697NL	
Handing	—	—	—	—
Optional #425 SNB Quantity for Device	6	2	2	2

	L	L-NL	L-BE	L-DT
				
	Lever Key Locks & Unlocks	Lever - Night Latch Key Retracts Latchbolt	Lever - Blank Escutcheon Always operable (No Cylinder)	Lever Dummy Trim Pull When Dogged
Product Description	9875L 9975L	9875L-NL 9975L-NL	9875L-BE 9975L-BE	9875L-DT 9975L-DT
Trim Description	996L-M*	996L-NL-M	996L-BE-M*	996L-DT-M
Escutcheon Plate Size	2 ³ / ₄ " X 10 ³ / ₄ " X ²⁷ / ₃₂ " (70x273x21mm)	2 ³ / ₄ " X 10 ³ / ₄ " X ²⁷ / ₃₂ " (70x273x21mm)	2 ³ / ₄ " X 10 ³ / ₄ " X ²⁷ / ₃₂ " (70x273x21mm)	2 ³ / ₄ " X 10 ³ / ₄ " X ²⁷ / ₃₂ " (70x273x21mm)
Pull Center to Center	—	—	—	—
Projection	2 ⁷ / ₈ " (73mm)	2 ⁷ / ₈ " (73mm)	2 ⁷ / ₈ " (73mm)	2 ⁷ / ₈ " (73mm)
ANSI Function	08	03	14	02
Cylinder Type	1 ¹ / ₄ " Mortise	1 ¹ / ₄ " Mortise	—	—
Handing	Handed/Reversible	Handed/Reversible	Handed/Reversible	Handed/Reversible
Optional #425 SNB Quantity for Device	2	2	2	2

* Electrified lever operation available

Notes