

Products	March 2016 - Price List Index	Page #
	Terms & Conditions	1
Bollards	Description	Page #
Square Bollards	4" & 6" Square Bollard - Surface Mount (SM) (42") and In-Ground Mount (IG) (54" Tall - 42" AFF & 12" Below Grade), Standard Removable Top, Welded Flat Top (FT), Welded Angle Top (AT) and Accessories	2 - 12
Round Bollards	6" Round Bollard - Surface Mount (SM) (42") and In-Ground Mount (IG) (54" Tall - 42" AFF & 12" Below Grade), Standard Removable Top, Welded Flat Top (FT), Welded Angle Top (AT), Domed Welded Top (D) and Accessories	13 - 23
Rectangular Bollards	Rectangular Bollards vary in size. Formed Bollards are custom made to meet your requirements. (Surface Mount (SM) or In-Ground (IG), and Welded Flat Top (FT) or Welded Angle Top (AT))	24
Switches	Description	Page #
I36 INGRESS' R ®	INGRESS' R ® 6" Wide x 36" Tall	25-26
I36 NAR, I30 & I24 INGRESS' R ®	INGRESS' R ® 4.25" Wide x 36" Tall INGRESS' R ® 6" Wide x 30" Tall and 6" Wide x 24" Tall	27
I09 & I42 INGRESS' R ®	INGRESS' R ® 6" Wide x 42" Tall and 9" Wide x 42" Tall	28
4X4	4-1/2" x 4-1/2" and Mounting Boxes	29
4R	4-1/2" Round and Mounting Boxes	30
6X6	6" x 6" Square and Mounting Boxes	31
6R	6" Round and Mounting Boxes	32
AA and NS	Narrow All-Active and Push Button , 1-11/16" x 4-1/2" and Mounting Boxes	33
SFA and SPB	Single Gang Full Active and Push Button , 2-3/4" x 4-1/2" and Mounting Boxes	34
Paramount Switch & Cuff	Single Gang Full Active 2-3/4" x 4-1/2" with Escutcheon Plate and Cuff	35
Wireless Switch Kits	Kits Include: 2 ADA Switches (4-1/2" Square or Round, 6" Square or Round or AA-Narrow), 2 Surface Mounting Boxes, 2 Switch Transmitters and 1 Receiver	36
Key Switches	KS-N (Narrow), KS-P (Single Gang), KS-4 (4-1/2" x 4-1/2") and Mounting Boxes	37-38
All Switches	Customer Modification Kits & Replacement Parts	39
	All Custom Engraving and Special Finishes on same page	
Wireless Products and Accessories	Description	Page #
868 Frequency	868 Frequency Wireless Products- Transmitters & Receivers	40
433 Frequency	433 Frequency Wireless Products- Transmitters & Receivers	41
300/310 Frequency	300/310 Frequency Wireless Products- Transmitters & Receivers	42
Touchless Switch	Touchless Switches	43
Anti-Microbial	Sterile Source AM Anti-Microbial Coating	44



Wikk Industries, Inc.

Designer and Manufacturer of **AccessAbility** Automatic Door Activation Solutions

TERMS & CONDITIONS

Effective 11/1/13 – Reviewed 3/1/16

PRICING: These prices replace any and all previously published prices (including verbal prices). The price shown is List Price. A discount, if applied, is factored into the line item totals. All prices shown are in U.S. Funds, and payment must be made in the same. Prices are subject to change without notice. Errors and/or omissions are subject to correction. Freight is additional unless specified otherwise.

TERMS OF SALE: All orders from new accounts are generally C.O.D. (Cash On Delivery), C.I.A. (Cash In Advance), or by American Express, Discover, Master Card or Visa Credit Card, unless waived to Net 30 by Credit Manager. Approved Account Customers are 1% discount if paid within 10 Days, net 30 Days. If customer account exceeds 30 days, Wikk reserves the right to hold all orders until account becomes current. 1.5% Interest will be charged monthly on overdue accounts. Customer is responsible for any expense of collection incurred by Wikk. If customer account goes to arbitration, the arbitration will be conducted in Wisconsin. Wikk does not agree to be bound by any terms and/or conditions set by buyer unless specifically agreed to in writing by Wikk Credit Manager.

ORDERING: Wikk has a \$25.00 net product minimum order amount. If minimum is not met, a \$5.00 charge will be added to the order. All orders are subject to acceptance by Wikk. All verbal orders are at customer's own risk. Wikk reserves the right to request a percentage of the order/quote as a deposit on Custom Bollards or Special Orders before shop drawings are provided. Cancellation of Special Orders will incur a minimum 50% to 100% charge depending on production status. Please review your order acknowledgement carefully and contact Wikk promptly with questions or changes.

SHIPPING: In-stock orders received before 12 Noon CST will ship that same day. For custom engraving and/or special finish products, please anticipate a 14-day lead-time. Some special bollards may require a 3-6 week lead-time. Unless a specific carrier is requested, we will ship the most suitable way. In most cases this is UPS ground. All drop shipments are subject to an extra \$10.00 charge if UPS does not recognize the address. Consignee takes on all responsibilities of reporting any claims resulting from damages, loss or delay to carrier. Wikk will render all reasonable assistance in obtaining satisfactory adjustments of claims. If Fed Ex is the preferred carrier, Wikk will apply a \$10.00 surcharge, as Wikk is charged a \$10.00 pick up fee, even if using customer account number.

WARRANTY: Wikk Switches and Bollards are warranted 18 months from date of shipment. Receivers and transmitters are warranted by the manufacturer for 24 months from the date of manufacture.

RETURNS: No stock may be returned without prior authorization from Wikk. No mis-ordered returns will be accepted after 90 days. All returns must be shipped to us Prepaid and Insured for full value to cover shipping damage. If error is caused by Wikk, corrected orders will be reshipped, UPS Ground, at no charge, or stock received at our expense. Expedited freight is available at extra charge. The value of mis-ordered goods returned, is subject to inspection by Wikk as to resale condition and at minimum, charged a re-stocking fee. If a switch is Non-Operational, Wikk will send a switch replacement kit to repair switch. Damaged products, products without original packaging and products showing wear will not be accepted. If returned product is not received within the 30 day limit, the RGA is void and customer will be responsible for all charges.

Exclusive
Manufacturer of
the
INGRESS'R®



Custom Engraved and/or Special Finish Switches and Custom Bollards are non-returnable.

RESTOCKING CHARGES

- 15% Goods returned unused and in original packaging within 30 days (Excluding Bollards).
- 25% Goods returned unused and in original packaging within 31-60 days (Including Bollards).
- 50% Goods returned unused and in original packaging within 61-90 days.




WARRANTY DOES NOT COVER DAMAGES RESULTING FROM MISUSE, ABUSE, OR IF CUSTOMER ALTERATIONS OR MODIFICATIONS HAVE BEEN MADE TO THE PRODUCT.


Phone Toll Free: 877.421.9490
Phone: 414.421.9490
www.wikk.com




Fax Toll Free: 877.421.3158
Fax: 414.421.3158
sales@wikk.com



P.O. Box 167
6169A Industrial Court
Greendale, WI 53129-0167

36" inches of
enlightened access
for
automatic doors

Surface Mount Square 6" Bollards	DESCRIPTION	List Price
BPS SM-PRP 36 MILL	6" Square 42" Tall, 1 Gang Prep @ 36" CL/AFF Mill Aluminum , Removable Black Flat Marine Board Cap, Surface Mount (SM) with Standard Concealed Mounting Base (ADA switch sold separately) Painted (PT) or Powdercoated (PC) by others or Request Quote from Wikk	\$340.00
BPS SM-PRP 36 BLACK	6" Square 42" Tall, 1 Gang Prep @ 36" CL/AFF Black (711) Anodized Aluminum, Removable Black Flat Marine Board Cap, Surface Mount (SM) with Standard Concealed Mounting Base (ADA switch sold separately)	\$383.00
BPS SM-HI/LO BLACK	6" Square 42" Tall, 1 Gang Prep @ 36" CL/AFF and 1 Gang Prep @ 6"-8" CL/AFF Black (711) Anodized Aluminum, Removable Black Flat Marine Board Cap, Surface Mount (SM) with Standard Concealed Mounting Base (ADA switches sold separately) (Customer can specify bottom prep location) Complies with the California Building Code 1133B.2.5	\$486.00
 BPS SM-PRP 36 CLEAR	6" Square 42" Tall, 1 Gang Prep @ 36" CL/AFF Clear (628) Anodized Aluminum, Removable Black Flat Marine Board Cap, Surface Mount (SM) with Standard Concealed Mounting Base (ADA switch sold separately)	\$351.00
BPS SM-INGR CLEAR	6" Square 42" Tall, INGRESS' R® Prep Clear (628) Anodized Aluminum, Removable Black Flat Marine Board Cap, Surface Mount (SM) with Standard Concealed Mounting Base (ADA INGRESS' R® sold separately)	\$361.00
BPS SM NO PREP CLEAR	6" Square 42" Tall, with No Prep Clear (628) Anodized Aluminum, Removable Black Flat Marine Board Cap, Surface Mount (SM) with Standard Concealed Mounting Base	\$351.00
BPS SM-DGANG CLEAR	6" Square 42" Tall, Double Gang Prep @ 36" CL/AFF Clear (628) Anodized Aluminum, Removable Black Flat Marine Board Cap, Surface Mount (SM) with Standard Concealed Mounting Base (ADA switch sold separately)	\$351.00
 BPS SM-HI/LO CLEAR	6" Square 42" Tall, 1 Gang Prep @ 36" CL/AFF and 1 Gang Prep @ 6"-8" CL/AFF Clear (628) Anodized Aluminum, Removable Black Flat Marine Board Cap, Surface Mount (SM) with Standard Concealed Mounting Base (ADA switches sold separately) (Customer can specify bottom prep location) Complies with California Building Code 1133B.2.5	\$454.00
 BPS SM-PRP 36 DK BZ	6" Square 42" Tall, 1 Gang Prep @ 36" CL/AFF Dark Bronze (710) Anodized Aluminum, Removable Black Flat Marine Board Cap, Surface Mount (SM) with Standard Concealed Mounting Base (ADA switch sold separately)	\$351.00

Surface Mount Square 6" Bollards	DESCRIPTION	List Price
 BPS SM-INGR DK BZ	6" Square 42" Tall, INGRESS' R ® Prep Dark Bronze (710) Anodized Aluminum, Removable Black Flat Marine Board Cap, Surface Mount (SM) with Standard Concealed Mounting Base (ADA INGRESS' R ® sold separately)	\$361.00
BPS SM NO PREP DK BZ	6" Square 42" Tall, with No Prep Dark Bronze (710) Anodized Aluminum, Removable Black Flat Marine Board Cap, Surface Mount (SM) with Standard Concealed Mounting Base	\$351.00
BPS SM-DGANG DK BZ	6" Square 42" Tall, Double Gang Prep @ 36" CL/AFF Dark Bronze (710) Anodized Aluminum, Removable Black Flat Marine Board Cap, Surface Mount (SM) with Standard Concealed Mounting Base (ADA switch sold separately)	\$351.00
BPS SM-HI/LO DK BZ	6" Square 42" Tall, 1 Gang Prep @ 36" CL/AFF and 1 Gang Prep @ 6"-8" CL/AFF Dark Bronze (710) Anodized Aluminum, Removable Black Flat Marine Board Cap, Surface Mount (SM) with Standard Concealed Mounting Base (ADA switches sold separately) (Customer can specify bottom prep location) Complies with the California Building Code 1133B.2.5	\$454.00
 BPS SM-PRP 36 LT BZ	6" Square 42" Tall, 1 Gang Prep @ 36" CL/AFF Light Bronze Anodized Aluminum, Removable Black Flat Marine Board Cap, Surface Mount (SM) with Standard Concealed Mounting Base (ADA switch sold separately)	\$383.00
BPS SM-INGR LT BZ	6" Square 42" Tall, INGRESS' R ® Prep Light Bronze Anodized Aluminum, Removable Black Flat Marine Board Cap, Surface Mount (SM) with Standard Concealed Mounting Base (ADA INGRESS' R ® sold separately)	\$392.00
BPS SM-HI/LO LT BZ	6" Square 42" Tall, 1 Gang Prep @ 36" CL/AFF and 1 Gang Prep @ 6"-8" CL/AFF Light Bronze Anodized Aluminum, Removable Black Flat Marine Board Cap, Surface Mount (SM) with Standard Concealed Mounting Base (ADA switches sold separately) (Customer can specify bottom prep location) Complies with the California Building Code 1133B.2.5	\$486.00
BPS SM CLAD US3	6" Square 42" Tall, 1 Gang Prep @ 36" CL/AFF Mirror Brass Clad (605 - uncoated) Aluminum, Removable Black Flat Marine Board Cap, Surface Mount (SM) with Standard Concealed Mounting Base (ADA switch sold separately)	\$3,003.00
BPS SM CLAD US4	6" Square 42" Tall, 1 Gang Prep @ 36" CL/AFF Satin Brass Clad (606 - uncoated) Aluminum, Removable Black Flat Marine Board Cap, Surface Mount (SM) with Standard Concealed Mounting Base (ADA switch sold separately)	\$3,003.00
BPS SM TUBE US32	6" Square 42" Tall, 1 Gang Prep @ 36" CL/AFF Mirror Stainless Steel Tube (629) (.120 wall), Removable Black Flat Marine Board Cap, Surface Mount (SM) with Standard Concealed Mounting Base (ADA switch sold separately)	\$2,754.00




Surface Mount Square 6" Bollards	DESCRIPTION	List Price
 BPS SM TUBE US32D	6" Square 42" Tall, 1 Gang Prep @ 36" CL/AFF Satin Stainless Steel Tube (630) (.120 wall), Removable Black Flat Marine Board Cap, Surface Mount (SM) with Standard Concealed Mounting Base (ADA switch sold separately)	\$1,945.00
 BPS SM-INGR US32D	6" Square 42" Tall, INGRESS' R ® Prep Satin Stainless Steel Tube (630) (.120 wall), Removable Black Flat Marine Board Cap, Surface Mount (SM) with Standard Concealed Mounting Base (ADA INGRESS' R ® sold separately)	\$2,024.00
BPS SM-HI/LO32D	6" Square 42" Tall, 1 Gang Prep @ 36" CL/AFF and 1 Gang Prep @ 6"- 8" CL/AFF Satin Stainless Steel Tube (630) (.120 wall), Removable Black Flat Marine Board Cap, Surface Mount (SM) with Standard Concealed Mounting Base (ADA switches sold separately) (Customer can specify bottom prep location) Complies with the California Building Code 1133B.2.5	\$2,048.00
BPF SM TUBE US32	6" Square 42" Tall, 1 Gang Prep @ 36" CL/AFF Mirror Stainless Steel Tube (629) (.120 wall), Welded Flat Mirror Stainless Steel Top (FT) , Surface Mount (SM) with Standard Concealed Mounting Base (ADA switch sold separately)	\$2,793.00
BPF SM TUBE US32D	6" Square 42" Tall, 1 Gang Prep @ 36" CL/AFF Satin Stainless Steel Tube (630) (.120 wall), Welded Flat Satin Stainless Steel Top (FT) , Surface Mount (SM) with Standard Concealed Mounting Base (ADA switch sold separately)	\$2,136.00
BPF SM -INGR US32D	6" Square 42" Tall, INGRESS' R ® Prep Satin Stainless Steel Tube (630) (.120 wall), Welded Flat Satin Stainless Steel Top (FT) , Surface Mount (SM) with Standard Concealed Mounting Base (ADA INGRESS' R ® sold separately)	\$2,215.00
BPF SM-TUBE ALUM	6" Square 42" Tall, 1 Gang Prep @ 36" CL/AFF Mill Aluminum, Welded Flat Mill Aluminum Top (FT) , Surface Mount (SM) with Standard Concealed Mounting Base (ADA switch sold separately) Painted (PT) or Powdercoated (PC) by others or Request Quote from Wikk	\$945.00
BPS SM-INGR48 CLEAR	6" Square 48" Tall, Device Prep above INGRESS' R ® Prep Clear (628) Anodized Aluminum, Removable Black Flat Marine Board Cap, Surface Mount (SM) with Standard Concealed Mounting Base (ADA INGRESS' R ® and Cardreader sold separately) Device needs to be specified at the time of order - Make, Model and Mounting Template	\$536.00
 BPS SM-INGR48 DK BZ	6" Square 48" Tall, Device Prep above INGRESS' R ® Prep Dark Bronze (710) Anodized Aluminum, Removable Black Flat Marine Board Cap, Surface Mount (SM) with Standard Concealed Mounting Base (ADA INGRESS' R ® and Cardreader sold separately) Device needs to be specified at the time of order - Make, Model and Mounting Template	\$536.00


Surface Mount Square 6" Bollards	DESCRIPTION	List Price
BPS SM-INGR48 LT BZ	6" Square 48" Tall, Device Prep above INGRESS' R® Prep Light Bronze Anodized Aluminum, Removable Black Flat Marine Board Cap, Surface Mount (SM) with Standard Concealed Mounting Base (ADA INGRESS' R® and Cardreader sold separately) <i>Device needs to be specified at the time of order - Make, Model and Mounting Template</i>	\$568.00
BPS SM-INGR48 US32	6" Square 48" Tall, Device Prep above INGRESS' R® Prep Mirror Stainless Steel Tube (629) (.120 wall), Removable Black Flat Marine Board Cap, Surface Mount (SM) with Standard Concealed Mounting Base (ADA INGRESS' R® and Cardreader sold separately) <i>Device needs to be specified at the time of order - Make, Model and Mounting Template</i>	\$3,045.00
BPS SM-INGR48 US32D	6" Square 48" Tall, Device Prep above INGRESS' R® Prep Satin Stainless Steel Tube (630) (.120 wall), Removable Black Flat Marine Board Cap, Surface Mount (SM) with Standard Concealed Mounting Base (ADA INGRESS' R® and Cardreader sold separately) <i>Device needs to be specified at the time of order - Make, Model and Mounting Template</i>	\$2,237.00
BPA SM TUBE MILL	6" Square 42"-60" Tall, 1 Gang Prep @ 36" CL/AFF Mill Aluminum, Welded Angle Mill Aluminum Top (AT) , Surface Mount (SM) with Standard Concealed Mounting Base (ADA switch sold separately) <i>Height, Degree of Angle, and Front or Backward Slant needs to be specified at the time of order.</i> Painted (PT) or Powdercoated (PC) by others or Request Quote from Wikk	\$2,036.00
BPA SM TUBE US32	6" Square 42"-60" Tall, 1 Gang Prep @ 36" CL/AFF Mirror Stainless Steel Tube (629) (.120 wall), Welded Angle Mirror Stainless Steel Top (AT) , Surface Mount (SM) with Standard Concealed Mounting Base (ADA switch sold separately) <i>Height, Degree of Angle, and Front or Backward Slant needs to be specified at the time of order.</i>	\$4,207.00
 BPA SM TUBE US32D	6" Square 42"-60" Tall, 1 Gang Prep @ 36" CL/AFF Satin Stainless Steel Tube (630) (.120 wall), Welded Angle Satin Stainless Steel Top (AT) , Surface Mount (SM) with Standard Concealed Mounting Base (ADA switch sold separately) <i>Height, Degree of Angle, and Front or Backward Slant needs to be specified at the time of order.</i>	\$3,395.00
 BPSSM AHOOD 32D	6" Square 42"-60" Tall, Satin Stainless Steel Tube (630) (.120 wall), Welded Angle Satin Stainless Steel Top (AT) , Welded Satin Stainless Steel Hood over Devices, Surface Mount (SM) with Standard Concealed Mounting Base (Device and ADA switch sold separately) <i>Height, Degree of Angle, Front or Backward Slant, and the Devices need to be specified at the time of order.</i>	\$3,995.00


Surface Mount Square 6" Bollards	DESCRIPTION	List Price
BPSSM FHOOD 32D	6" <i>Square</i> 42"-60" Tall, <i>Satin Stainless Steel Tube</i> (630) (.120 wall), <i>Welded Flat Satin Stainless Steel Top (FT)</i> , <i>Welded Satin Stainless Steel Hood</i> over Devices, Surface Mount (SM) with Standard Concealed Mounting Base (ADA switch sold separately) <i>Devices need to be specified at the time of order - Make, Model and Mounting Template</i>	\$3,687.00
	Custom Heights for 6" Square <u>Surface Mount Bollards (SM):</u> Standard is 42" AFF <u>In-Ground Bollards (IG):</u> Standard is 42" AFF & 12" Below Grade Shorter or Taller Add Additional Charges to the List Price	List Price
	For <i>Anodized Aluminum</i> Bollards - Up to 12"	\$100.00
	For <i>Clad</i> Bollards - Up to 12"	\$200.00
	For <i>Tube</i> Bollard - Up to 12"	\$200.00
	Custom Location and / or Additional Preps Will Add Additional Charges to the List Price	List Price
	Custom or extra Preps on <i>Aluminum</i> or <i>Tube</i> Bollards	\$100.00
	Custom or extra Preps on <i>Clad</i> Bollards	\$100.00
	Computer <i>Drawing</i> of Custom Bollard / Prep* **	\$200.00



***Wikk will not supply any drawings before a purchase order is received.**

****Wikk allows 2 revisions per shop drawing before additional charge of \$200.00 will be added.**

In-Ground Square 6" Bollards	DESCRIPTION	List Price
BPS IG-PRP 36 MILL	6" Square 54" Tall, 1 Gang Prep @ 36" CL/AFF Mill Aluminum , Removable Black Flat Marine Board Cap and In-Ground Mount (IG) (42" AFF & 12" Below Grade) (ADA switch sold separately) Painted (PT) or Powdercoated (PC) by others or Request Quote from Wikk	\$340.00
BPS IG-PRP 36 BLACK	6" Square 54" Tall, 1 Gang Prep @ 36" CL/AFF Black (711) Anodized Aluminum, Removable Black Flat Marine Board Cap and In-Ground Mount (IG) (42" AFF & 12" Below Grade) (ADA switch sold separately)	\$383.00
 BPS IG-PRP 36 CLEAR	6" Square 54" Tall, 1 Gang Prep @ 36" CL/AFF Clear (628) Anodized Aluminum, Removable Black Flat Marine Board Cap and In-Ground Mount (IG) (42" AFF & 12" Below Grade) (ADA switch sold separately)	\$351.00
BPS IG-INGR CLEAR	6" Square 54" Tall, INGRESS' R® Prep Clear (628) Anodized Aluminum, Removable Black Flat Marine Board Cap and In-Ground Mount (IG) (42" AFF & 12" Below Grade) (ADA INGRESS' R® sold separately)	\$361.00
BPS IG-NOPREP CLEAR	6" Square 54" Tall, with No Prep Clear (628) Anodized Aluminum, Removable Black Flat Marine Board Cap and In-Ground Mount (IG) (42" AFF & 12" Below Grade)	\$351.00
 BPS IG-PRP 36 DK BZ	6" Square 54" Tall, 1 Gang Prep @ 36" CL/AFF Dark Bronze (710) Anodized Aluminum, Removable Black Flat Marine Board Cap and In-Ground Mount (IG) (42" AFF & 12" Below Grade) (ADA switch sold separately)	\$351.00
BPS IG-INGR DK BZ	6" Square 54" Tall, INGRESS' R® Prep Dark Bronze (710) Anodized Aluminum, Removable Black Flat Marine Board Cap and In-Ground Mount (IG) (42" AFF & 12" Below Grade) (ADA INGRESS' R® sold separately)	\$361.00
BPS IG NO PREP DK BZ	6" Square 54" Tall, No Prep Dark Bronze (710) Anodized Aluminum, Removable Black Flat Marine Board Cap and In-Ground Mount (IG) (42" AFF & 12" Below Grade)	\$351.00
 BPS IG-PRP 36 LT BZ	6" Square 54" Tall, 1 Gang Prep @ 36" CL/AFF Light Bronze Anodized Aluminum, Removable Black Flat Marine Board Cap and In-Ground Mount (IG) (42" AFF & 12" Below Grade) (ADA switch sold separately)	\$383.00

In-Ground Square 6" Bollards	DESCRIPTION	List Price
BPS IG CLAD US3	6" Square 54" Tall, 1 Gang Prep @ 36" CL/AFF Mirror Brass Clad (605 - uncoated) Aluminum, Removable Black Flat Marine Board Cap and In-Ground Mount (IG) (42" AFF & 12" Below Grade) (ADA switch sold separately)	\$3,003.00
BPS IG CLAD US4	6" Square 54" Tall, 1 Gang Prep @ 36" CL/AFF Satin Brass Clad (606 - uncoated) Aluminum, Removable Black Flat Marine Board Cap and In-Ground Mount (IG) (42" AFF & 12" Below Grade) (ADA switch sold separately)	\$3,003.00
BPS IG TUBE US32	6" Square 54" Tall, 1 Gang Prep @ 36" CL/AFF Mirror Stainless Steel Tube (629) (.120 wall), Removable Black Flat Marine Board Cap and In-Ground Mount (IG) (42" AFF & 12" Below Grade) (ADA switch sold separately)	\$2,754.00
 BPS IG TUBE US32D	6" Square 54" Tall, 1 Gang Prep @ 36" CL/AFF Satin Stainless Steel Tube (630) (.120 wall), Removable Black Flat Marine Board Cap and In-Ground Mount (IG) (42" AFF & 12" Below Grade) (ADA switch sold separately)	\$1,945.00
BPS IG-INGR 32D	6" Square 54" Tall, INGRESS' R ® Prep Satin Stainless Steel Tube (630) (.120 wall), Removable Black Flat Marine Board Cap and In-Ground Mount (IG) (42" AFF & 12" Below Grade) (ADA INGRESS' R ® sold separately)	\$2,024.00
BPF IG TUBE US32	6" Square 54" Tall, 1 Gang Prep @ 36" CL/AFF Mirror Stainless Steel Tube (629) (.120 wall), Welded Flat Mirror Stainless Steel Top (FT) and In-Ground Mount (IG) (42" AFF & 12" Below Grade) (ADA switch sold separately)	\$2,793.00
BPF IG TUBE US32D	6" Square 54" Tall, 1 Gang Prep @ 36" CL/AFF Satin Stainless Steel Tube (630) (.120 wall), Welded Flat Satin Stainless Steel Top (FT) and In-Ground Mount (IG) (42" AFF & 12" Below Grade) (ADA switch sold separately)	\$2,136.00
BPF IG-INGR 32D	6" Square 54" Tall, INGRESS' R ® Prep Satin Stainless Steel Tube (630) (.120 wall), Welded Flat Satin Stainless Steel Top (FT) and In-Ground Mount (IG) (42" AFF & 12" Below Grade) (ADA INGRESS' R ® sold separately)	\$2,215.00
BPA IG-TUBE MILL	6" Square 42"-60" Tall, 1 Gang Prep @ 36" CL/AFF Mill Aluminum, Welded Angle Mill Aluminum Top (AT) and In-Ground Mount (IG) (42" AFF & 12" Below Grade) (ADA switch sold separately) <i>Height, Degree of Angle, and Front or Backward Slant needs to be specified at the time of order.</i> Painted (PT) or Powdercoated (PC) by others or Request Quote from Wikk	\$2,036.00
BPA IG-TUBE 32D	6" Square 42"-60" Tall, 1 Gang Prep @ 36" CL/AFF Satin Stainless Steel Tube (630) (.120 wall), Welded Angle Satin Stainless Steel Top (AT) and In-Ground Mount (IG) (42" AFF & 12" Below Grade) (ADA switch sold separately) <i>Height, Degree of Angle, and Front or Backward Slant needs to be specified at the time of order.</i>	\$3,395.00

Square Bollard Caps for 6" Bollard		DESCRIPTION	List Price
	BSCAP 6AL US32D	Removable Satin Stainless Steel (630) Square Cap for 6" Aluminum Bollard (Includes set screws & wrench)	\$210.00
	BSCAP 6AL CLEAR	Removable Powdercoated to Match Clear Anodized Aluminum Square Cap for 6" Aluminum Bollard (Includes set screws & wrench)	\$210.00
	BSCAP CLAD US32D	Removable Satin Stainless Steel (630) Square Cap for 6" Clad Bollard (Includes set screws & wrench)	\$210.00
	BSCAPTUBE US32D	Removable Satin Stainless Steel (630) Square Cap for 6" Tube Bollard (Includes set screws & wrench)	\$210.00
	BSCAPCLAD6 US32	Removable Mirror Stainless Steel (629) Square Cap for 6" Clad Bollard (Includes set screws & wrench)	\$215.00
	BSCAPCLAD6 US3	Removable Mirror Brass (605 - uncoated) Square Cap for 6" Clad Bollard (Includes set screws and wrench)	\$215.00
	BSCAPCLAD6 US4	Removable Satin Brass (606 - uncoated) Square Cap for 6" Clad Bollard (Includes set screws and wrench)	\$215.00
	BSCAP 6AL MILL	Removable Mill Aluminum (uncoated) Square Cap for 6" Mill Bollard (Includes set screws and wrench)	\$204.00
Square 6" Bollard Replacement Parts		DESCRIPTION	List Price
	BSCAP 6AL BLACK	Standard Removable Black Flat Marine Board Square Cap for 6" Square Aluminum Bollards (Includes set screws & wrench)	\$57.00
	BSCAPCLD6 048 BK	Standard Removable Black Flat Marine Board Square Cap for 6" Square Clad Bollards (Includes set screws & wrench)	\$57.00
	BSCAP 6SS BLACK	Standard Removable Black Flat Marine Board Square Cap for 6" Square Stainless Steel Tube Bollards (Includes set screws and wrench)	\$57.00
	BS6 SM&CAP BK SS	Standard Removable Black Flat Marine Board Square Cap for 6" Square Stainless Steel Tube Bollards (Includes set screws, wrench, bollard base)	\$127.00
	BSKIT FOR BASE	Standard Square Concealed Surface Mount (SM) Base Only (Includes anchoring hardware)	\$70.00
	BSKIT SM PAINT	Standard Square Concealed Surface Mount (SM) Base & Standard Black Flat Marine Board Square Cap (Includes all necessary hardware for base and cover)	\$127.00



Surface Mount Square 4" Bollards	DESCRIPTION	List Price
B4S SM-PRP 36 MILL	4" Square 42" Tall, 1 Gang Prep @ 36" CL/AFF Mill Aluminum , Removable Black Flat Marine Board Cap and Surface Mount (SM) with Standard Concealed Mounting Base (ADA switch sold separately) Painted (PT) or Powdercoated (PC) by others or Request Quote from Wikk	\$637.00
 B4S SM-PREP 36 CL	4" Square 42" Tall, 1 Gang Prep @ 36" CL/AFF Clear (628) Anodized Aluminum, Removable Black Flat Marine Board Cap and Surface Mount (SM) with Standard Concealed Mounting Base (ADA switch sold separately) ALTERNATE BOLLARD: B4S SM-PREP36 PC CL - Bollard POWDERCOATED to Match Clear Anodized Aluminum - Call for Quote	\$637.00
B4S SM-PREP 36 DK	4" Square 42" Tall, 1 Gang Prep @ 36" CL/AFF Dark Bronze (710) Anodized Aluminum, Removable Black Flat Marine Board Cap and Surface Mount (SM) with Standard Concealed Mounting Base (ADA switch sold separately) ALTERNATE BOLLARD: B4S SM-PREP36 PC DK - Bollard POWDERCOATED to Match Dark Bronze Anodized Aluminum - Call for Quote	\$637.00
B4S SM-P36 US32	4" Square 42" Tall, 1 Gang Prep @ 36" CL/AFF Mirror Stainless Steel Tube (629) (.120 wall), Removable Black Flat Marine Board Cap and Surface Mount (SM) with Standard Concealed Mounting Base (ADA switch sold separately)	\$1,878.00
B4S SM-P36 US32D	4" Square 42" Tall, 1 Gang Prep @ 36" CL/AFF Satin Stainless Steel Tube (630) (.120 wall), Removable Black Flat Marine Board Cap and Surface Mount (SM) with Standard Concealed Mounting Base (ADA switch sold separately)	\$1,136.00
B4S SM-FT US32D	4" Square 42" Tall, 1 Gang Prep @ 36" CL/AFF Satin Stainless Steel Tube (630) (.120 wall), Welded Flat Satin Stainless Steel Top (FT) and Surface Mount (SM) with Standard Concealed Mounting Base (ADA switch sold separately)	\$1,274.00
B4S SM-AT MILL	4" Square 42"-60" Tall, 1 Gang Prep @ 36" CL/AFF Mill Aluminum, Welded Angle Mill Aluminum Top (AT) and Surface Mount (SM) with Standard Concealed Mounting Base (ADA switch sold separately) Height, Degree of Angle, and Front or Backward Slant needs to be specified at the time of order. Painted (PT) or Powdercoated (PC) by others or Request Quote from Wikk	\$1,587.00
 B4S SM-AT US32D	4" Square 42"-60" Tall, 1 Gang Prep @ 36" CL/AFF Satin Stainless Steel Tube (630) (.120 wall), Welded Angle Satin Stainless Steel Top (AT) and Surface Mount (SM) with Standard Concealed Mounting Base (ADA switch sold separately) Height, Degree of Angle, and Front or Backward Slant needs to be specified at the time of order.	\$2,240.00


In-Ground Square 4" Bollards	DESCRIPTION	List Price
B4S IG-PRP36 MILL	4" Square 54" Tall, 1 Gang Prep @ 36" CL/AFF Mill Aluminum , Removable Black Flat Marine Board Cap and In-Ground Mount (IG) (42" AFF & 12" Below Grade) (ADA switch sold separately) Painted (PT) or Powdercoated (PC) by others or Request Quote from Wikk	\$637.00
B4S IG-PREP36 CL	4" Square 54" Tall, 1 Gang Prep @ 36" CL/AFF Clear (628) Anodized Aluminum, Removable Black Flat Marine Board Cap and In-Ground Mount (IG) (42" AFF & 12" Below Grade) (ADA switch sold separately)	\$637.00
B4S IG-PREP36 DK	4" Square 54" Tall, 1 Gang Prep @ 36" CL/AFF Dark Bronze (710) Anodized Aluminum, Removable Black Flat Marine Board Cap and In-Ground Mount (IG) (42" AFF & 12" Below Grade) (ADA switch sold separately)	\$637.00
B4S IG-P36 US32D	4" Square 54" Tall, 1 Gang Prep @ 36" CL/AFF Satin Stainless Steel Tube (630) (.120 wall), Removable Black Flat Marine Board Cap and In-Ground Mount (IG) (42" AFF & 12" Below Grade) (ADA switch sold separately)	\$1,136.00
B4S IG-FT US32D	4" Square 54" Tall, 1 Gang Prep @ 36" CL/AFF Satin Stainless Steel Tube (630) (.120 wall), Welded Flat Satin Stainless Steel Top (FT) and In-Ground Mount (IG) (42" AFF & 12" Below Grade) (ADA switch sold separately)	\$1,261.00
Square 4" Replacement Bollard Caps	DESCRIPTION	List Price
 BP CAP 4X4 ASSY	Standard Removable Black Flat Marine Board Square Cap for 4" Square Aluminum Bollard (Includes set screws & wrench)	\$75.00
 BP CAP SS4X4ASB	Standard Removable Black Flat Marine Board Square Cap for 4" Square Stainless Steel Bollard (Includes set screws & wrench)	\$75.00
 BSCAP 4SS US32D	Standard Removable Stainless Steel Square Cap for 4" Square Stainless Steel Bollard (Includes set screws & wrench)	\$206.00
 1M226 ALUM ASSY	Standard Square Surface Mount (SM) Stainless Steel Concealed Base (630) for 4" Aluminum Bollard with all necessary hardware for base	\$175.00
 1M226 SS ASSBLY	Standard Square Surface Mount (SM) Stainless Steel Concealed Base (630) for 4" Stainless Steel Bollard with all necessary hardware for base	\$175.00


	Custom Heights for 4" Square <u>Surface Mount Bollards (SM):</u> Standard is 42" AFF <u>In-Ground Bollards (IG):</u> Standard is 42" AFF & 12" Below Grade Shorter or Taller Add Additional Charges to List Price	List Price
	For Anodized Aluminum Bollards - Up to 12"	\$100.00
	For Tube Bollards - Up to 12"	\$200.00
	Custom Location and / or Additional Preps Will Add Additional Charges to the List Price	List Price
	Custom or extra Preps on Aluminum or Tube Bollards	\$100.00
	Computer Drawing of Custom Bollard / Prep* **	\$200.00

***Wikk will not supply any drawings before a purchase order is received.**


****Wikk allows 2 revisions per shop drawing before additional charge of \$200.00 will be added.**

Surface Mount 6" Round Bollards	Description	List Price
BPR SM MILL	6" Round 42" Tall, 1 Gang Prep @ 36" CL/AFF Mill Aluminum , Removable Black Flat Marine Board Cap and Surface Mount (SM) with Standard Concealed Mounting Base (1 ADA Curved Switch is Included: choice of 6C-3WR or 6C-5WR US32D) (630) Painted (PT) or Powdercoated (PC) by others or Request Quote from Wikk	\$824.00
 BPR SM-PC CLEAR	6" Round 42" Tall, 1 Gang Prep @ 36" CL/AFF Mill Aluminum, Powdercoated (PC) to Match Clear Anodized Aluminum , Removable Black Flat Marine Board Cap and Surface Mount (SM) with Standard Concealed Mounting Base (1 ADA Curved Switch is Included: choice of 6C-3WR or 6C-5WR US32D) (630)	\$1,030.00
BPR SM-PC-H/L CL	6" Round 42" Tall, 1 Gang Prep @ 36" CL/AFF and 1 Gang Prep @ 6" - 8" CL/AFF Mill Aluminum, Powdercoated (PC) to Match Clear Anodized Aluminum , Removable Black Flat Marine Board Cap and Surface Mount (SM) with Standard Concealed Mounting Base (2 ADA Curved Switches are Included: choice of 6C-3WR or 6C-5WR US32D) (630) (Customer can specify bottom prep location) Complies with the California Building Code 1133B.2.5	\$1,435.00
BPR SM-PC DK BZ	6" Round 42" Tall, 1 Gang Prep @ 36" CL/AFF Mill Aluminum, Powdercoated (PC) to Match Dark Bronze Anodized Aluminum , Removable Black Flat Marine Board Cap and Surface Mount (SM) with Standard Concealed Mounting Base (1 ADA Curved Switch is Included: choice of 6C-3WR or 6C-5WR US32D) (630) (Customer can specify bottom prep location)	\$1,249.00
BPR SM-PC-H/L DKBZ	6" Round 42" Tall, 1 Gang Prep @ 36" CL/AFF and 1 Gang Prep @ 6" - 8" CL/AFF Mill Aluminum, Powdercoated (PC) to Match Dark Bronze Anodized Aluminum , Removable Black Flat Marine Board Cap and Surface Mount (SM) with Standard Concealed Mounting Base (2 ADA Curved Switches are Included: choice of 6C-3WR or 6C-5WR US32D) (630) (Customer can specify bottom prep location) Complies with the California Building Code 1133B.2.5	\$1,654.00
 BPR SM US32	6" Round 42" Tall, 1 Gang Prep @ 36" CL/AFF Mirror Stainless Steel (629) (.120 wall), Removable Black Flat Marine Board Cap and Surface Mount (SM) with Standard Concealed Mounting Base (1 ADA Curved Switch is Included: choice of 6C-3WR or 6C-5WR US32D) (630)	\$2,567.00
BPR SM US32D	6" Round 42" Tall, 1 Gang Prep @ 36" CL/AFF Satin Stainless Steel (630) (.120 wall), Removable Black Flat Marine Board Cap and Surface Mount (SM) with Standard Concealed Mounting Base (1 ADA Curved Switch is Included: choice of 6C-3WR or 6C-5WR US32D) (630)	\$1,724.00

Surface Mount 6" Round Bollards	Description	List Price
BPR SM H/L 32D	<p>6" Round 42" Tall, 1 Gang Prep @ 36" CL/AFF and 1 Gang Prep @ 6"-8" CL/AFF Satin Stainless Steel (630) (.120 wall), Removable Black Flat Marine Board Cap and Surface Mount (SM) with Standard Concealed Mounting Base (2 ADA Curved Switches are Included: choice of 6C-3WR or 6C-5WR US32D) (630) (Customer can specify bottom prep location) Complies with the California Building Code 1133B.2.5</p>	\$2,128.00
BPR SM-AINS ALU	<p>6" Round 48.625" Tall, Recessed Insert Area, Mill Aluminum, Welded Angle Mill Aluminum Top (AT) and Surface Mount (SM) with Standard Concealed Mounting Base (No ADA Curved Switch required) (ADA Switches sold separately) Painted (PT) or Powdercoated (PC) by others or Request Quote from Wikk ***Insert area can accommodate various devices up to 12" in length*** Devices need to be specified at the time of order - Make, Model and Mounting Template. Degree of Angle, Front or Backward Slant needs to be specified at the time of order.</p>	\$2,228.00
BPR SM-AINS US32	<p>6" Round 48.625" Tall, Recessed Insert Area, Mirror Stainless Steel (629), Welded Angle Mirror Stainless Steel Top (AT) and Surface Mount (SM) with Standard Concealed Mounting Base (No ADA Curved Switch required) (ADA Switches sold separately) ***Insert area can accommodate various devices up to 12" in length*** Devices need to be specified at the time of order - Make, Model and Mounting Template. Degree of Angle, Front or Backward Slant needs to be specified at the time of order.</p>	\$4,079.00
 <p>BPR SM-AINS US32D</p>	<p>6" Round 48.625" Tall, Recessed Insert Area, Satin Stainless Steel (630), Welded Angle Satin Stainless Steel Top (AT) and Surface Mount (SM) with Standard Concealed Mounting Base (No ADA Curved Switch required) (ADA Switches sold separately) ***Insert area can accommodate various devices up to 12" in length*** Devices need to be specified at the time of order - Make, Model and Mounting Template. Degree of Angle, Front or Backward Slant needs to be specified at the time of order.</p>	\$3,316.00
BPA SM-RND 32	<p>6" Round 42"-60" Tall, 1 Gang Prep @ 36" CL/AFF, Mirror Stainless Steel (629), Welded Angle Mirror Stainless Steel Top (AT) and Surface Mount (SM) with Standard Concealed Mounting Base (Does NOT include ADA Curved Switch) (ADA Switch sold separately) Degree of Angle, Front or Backward Slant needs to be specified at the time of order.</p>	\$3,682.00

Surface Mount 6" Round Bollards	Description	List Price
 <p>BPA SM-RND 32D</p>	<p>6" Round 42"-60" Tall, 1 Gang Prep @ 36" CL/AFF, Satin Stainless Steel (630), Welded Angle Satin Stainless Steel Top (AT) and Surface Mount (SM) with Standard Concealed Mounting Base (Does NOT include ADA Curved Switch) (ADA Switch sold separately) Degree of Angle, Front or Backward Slant needs to be specified at the time of order.</p>	\$3,025.00
 <p>BPD SM ALU MILL</p>	<p>6" Round 45" Tall, 1 Gang Prep @ 36" CL/AFF, Mill Aluminum, Welded Domed Mill Aluminum Top (D) and Surface Mount (SM) with Standard Concealed Mounting Base (Does NOT include ADA Curved Switch) (ADA Switch sold separately) Painted (PT) or Powdercoated (PC) by others or Request Quote from Wikk</p>	\$1,252.00
BPD SM US32	<p>6" Round 45" Tall, 1 Gang Prep @ 36" CL/AFF, Mirror Stainless Steel (629), Welded Domed Mirror Stainless Steel Top (D) and Surface Mount (SM) with Standard Concealed Mounting Base (ADA Curved Switch is Included: choice of 6C-3WR or 6C-5WR) (630)</p>	\$2,768.00
BPD SM US32D	<p>6" Round 45" Tall, 1 Gang Prep @ 36" CL/AFF, Satin Stainless Steel (630), Welded Domed Stainless Steel Top (D) and Surface Mount (SM) with Standard Concealed Mounting Base (1 ADA Curved Switch is Included: choice of 6C-3WR or 6C-5WR) (630)</p>	\$2,015.00
BPD SM-FINS MILL	<p>6" Round 45" Tall, Recessed Insert Area, Mill Aluminum, Welded Domed Mill Aluminum Top (D) and Surface Mount (SM) with Standard Concealed Mounting Base (No ADA Curved Switch required) (ADA Switches sold separately) Painted (PT) or Powdercoated (PC) by others or Request Quote from Wikk ***Insert area can accommodate various devices up to 12" in length*** Devices need to be specified at the time of order - Make, Model and Mounting Template.</p>	\$2,600.00
BPD SM-FINS 32D	<p>6" Round 45" Tall, Recessed Insert Area, Satin Stainless Steel (630), Welded Domed Satin Stainless Steel Top (D) and Surface Mount (SM) with Standard Concealed Mounting Base (No ADA Curved Switch required) (ADA Switches sold separately) ***Insert area can accommodate various devices up to 12" in length*** Devices need to be specified at the time of order - Make, Model and Mounting Template.</p>	\$3,501.00

Surface Mount 6" Round Bollards	Description	List Price
BPF SM-RND ALU	6" <i>Round</i> 42" Tall, 1 Gang Prep @ 36" CL/AFF, <i>Mill Aluminum</i> , <i>Welded Flat Mill Aluminum Top (FT)</i> and Surface Mount (SM) with Standard Concealed Mounting Base (Does NOT include ADA Curved Switch) (ADA Switches sold separately) Painted (PT) or Powdercoated (PC) by others or Request Quote from Wikk	\$1,247.00
BPF SM-RND US32	6" <i>Round</i> 42" Tall, 1 Gang Prep @ 36" CL/AFF, <i>Mirror Stainless Steel</i> (629), <i>Welded Flat Mirror Stainless Steel Top (FT)</i> and Surface Mount (SM) with Standard Concealed Mounting Base (1 ADA Curved Switch is Included: choice of <i>6C-3WR</i> or <i>6C-5WR US32D</i>) (630)	\$2,450.00
BPF SM-RND US32D	6" <i>Round</i> 42" Tall, 1 Gang Prep @ 36" CL/AFF, <i>Satin Stainless Steel</i> (630), <i>Welded Flat Satin Stainless Steel Top (FT)</i> and Surface Mount (SM) with Standard Concealed Mounting Base (1 ADA Curved Switch is Included: choice of <i>6C-3WR</i> or <i>6C-5WR US32D</i>) (630)	\$1,946.00
BPR SM-FINSMILL	6" <i>Round</i> 42"- 60" Tall, <i>Recessed Insert Area</i> , <i>Mill Aluminum</i> , <i>Welded Flat Mill Aluminum Top (FT)</i> and Surface Mount (SM) with Standard Concealed Mounting Base (ADA Switches sold separately) (No ADA Curved Switch required) Painted (PT) or Powdercoated (PC) by others or Request Quote from Wikk **Insert area can accommodate various devices up to 12" in length** Devices need to be specified at the time of order - Make, Model and Mounting Template	\$2,838.00
BPR SM-FINS 32	6" <i>Round</i> 42"-60", <i>Recessed Insert Area</i> , <i>Mirror Stainless Steel</i> (629), <i>Welded Flat Mirror Stainless Steel Top (FT)</i> and Surface Mount (SM) with Standard Concealed Mounting Base (No ADA Curved Switch required) (ADA Switches sold separately) **Insert area can accommodate various devices up to 12" in length** Devices need to be specified at the time of order - Make, Model and Mounting Template	\$3,830.00
BPR SM-FINS 32D	6" <i>Round</i> 42"- 60", <i>Recessed Insert Area</i> , <i>Satin Stainless Steel</i> (630), <i>Welded Flat Satin Stainless Steel Top (FT)</i> and Surface Mount (SM) with Standard Concealed Mounting Base (No ADA Curved Switch required) (ADA Switches sold separately) **Insert area can accommodate various devices up to 12" in length** Devices need to be specified at the time of order - Make, Model and Mounting Template	\$3,210.00
BPR SM-RFINS 32D	6" <i>Round</i> 42"- 60", <i>Recessed Insert Area</i> , <i>Satin Stainless Steel</i> (630), <i>Removable Black Flat Marine Board Top</i> and Surface Mount (SM) with Standard Concealed Mounting Base (No ADA Curved Switch required) (ADA Switches sold separately) **Insert area can accommodate various devices up to 12" in length** Devices need to be specified at the time of order - Make, Model and Mounting Template	\$3,554.00

In-Ground Mount 6" Round Bollards	Description	List Price
BPR IG MILL	6" Round 54" Tall, 1 Gang Prep @ 36" CL/AFF Mill Aluminum , Removable Black Flat Marine Board Cap and In-Ground Mount (IG) (42" AFF & 12" Below Grade) (1 ADA Curved Switch is Included: choice of 6C-3WR or 6C-5WR US32D) (630) Painted (PT) or Powdercoated (PC) by others or Request Quote from Wikk	\$824.00
BPR IG-PC CLEAR	6" Round 54" Tall, 1 Gang Prep @ 36" CL/AFF Mill Aluminum , Powdercoated (PC) to Match Clear Anodized Aluminum , Removable Black Flat Marine Board Cap and In-Ground Mount (IG) (42" AFF & 12" Below Grade) (1 ADA Curved Switch is Included: choice of 6C-3WR or 6C-5WR US32D) (630)	\$1,030.00
BPR IG-PC-H/L CL	6" Round 54" Tall, 1 Gang Prep @ 36" CL/AFF and 1 Gang Prep @ 6"-8" CL/AFF Mill Aluminum , Powdercoated (PC) to Match Clear Anodized Aluminum , Removable Black Flat Marine Board Cap and In-Ground Mount (IG) (42" AFF & 12" Below Grade) (2 ADA Curved Switches are Included: choice of 6C-3WR or 6C-5WR US32D) (630) (Customer can specify bottom prep location.) Complies with the California Building Code 1133B.2.5	\$1,435.00
BPR IG-PC DK BZ	6" Round 54" Tall, 1 Gang Prep @ 36" CL/AFF Mill Aluminum , Powdercoated (PC) to Match Dark Bronze Anodized Aluminum , Removable Black Flat Marine Board Cap and In-Ground Mount (IG) (42" AFF & 12" Below Grade) (1 ADA Curved Switch is Included: choice of 6C-3WR or 6C-5WR US32D) (630)	\$1,249.00
BPR IG-PC-H/L DK BZ	6" Round 54" Tall, 1 Gang Prep @ 36" CL/AFF and 1 Gang Prep @ 6"-8" CL/AFF Mill Aluminum , Powdercoated (PC) to Match Dark Bronze Anodized Aluminum , Removable Black Flat Marine Board Cap and In-Ground Mount (IG) (42" AFF & 12" Below Grade) (2 ADA Curved Switches are Included: choice of 6C-3WR or 6C-5WR US32D) (630) (Customer can specify bottom prep location.) Complies with the California Building Code 1133B.2.5	\$1,654.00
 BPR IG US32	6" Round 54" Tall, 1 Gang Prep @ 36" CL/AFF Mirror Stainless Steel (629) (.120 wall), Removable Black Flat Marine Board Cap and In-Ground Mount (IG) (42" AFF & 12" Below Grade) (1 ADA Curved Switch is Included: choice of 6C-3WR or 6C-5WR US32D) (630)	\$2,567.00
BPR IG US32D	6" Round 54" Tall, 1 Gang Prep @ 36" CL/AFF Satin Stainless Steel (630) (.120 wall), Removable Black Flat Marine Board Cap and In-Ground Mount (IG) (42" AFF & 12" Below Grade) (1 ADA Curved Switch is Included: choice of 6C-3WR or 6C-5WR US32D) (630)	\$1,724.00
BPR IG-H/L 32D	6" Round 54" Tall, 1 Gang Prep @ 36" CL/AFF and 1 Gang Prep @ 6"-8" CL/AFF Satin Stainless Steel (630) (.120 wall), Removable Black Flat Marine Board Cap and In-Ground Mount (IG) (42" AFF & 12" Below Grade) (2 ADA Curved Switches are Included: choice of 6C-3WR or 6C-5WR US32D) (630) (Customer can specify bottom prep location.) Complies with the California Building Code 1133B.2.5	\$2,128.00

In-Ground Mount 6" Round Bollards	Description	List Price
BPR IG-AINS ALU	<p>6" Round 60.625" Tall, Recessed Insert Area, Mill Aluminum, Welded Angle Mill Aluminum Top (AT) and In-Ground Mount (IG) (48.625" AFF & 12" Below Grade) (No ADA Curved Switch required) (ADA Switch sold separately) <i>***Insert area can accommodate various devices up to 12" in length***</i> <i>Devices need to be specified at the time of order - Make, Model and Mounting Template</i> Painted (PT) or Powdercoated (PC) by others or Request Quote from Wikk</p>	\$2,228.00
BPR IG-AINS US32	<p>6" Round 60.625" Tall, Recessed Insert Area, Mirror Stainless Steel (629), Welded Angle Mirror Stainless Steel Top (AT) and In-Ground Mount (IG) (48.625" AFF & 12" Below Grade) (No ADA Curved Switch required) (ADA Switch sold separately) <i>***Insert area can accommodate various devices up to 12" in length***</i> <i>Devices need to be specified at the time of order - Make, Model and Mounting Template</i></p>	\$4,079.00
 BPR IG-AINS US32D	<p>6" Round 60.625" Tall, Recessed Insert Area, Satin Stainless Steel (630), Welded Angle Satin Stainless Steel Top (AT) and In-Ground Mount (IG) (48.625" AFF & 12" Below Grade) (No ADA Curved Switch required) (ADA Switch sold separately) <i>***Insert area can accommodate various devices up to 12" in length***</i> <i>Devices need to be specified at the time of order - Make, Model and Mounting Template</i></p>	\$3,316.00
BPA IG RND 32	<p>6" Round 42"-60" Tall, 1 Gang Prep @ 36" CL/AFF, Mirror Stainless Steel (629), Welded Angle Mirror Stainless Steel Top (AT) and In-Ground Mount (IG) (42"-48" AFF & 12" Below Grade) (Does NOT include ADA Curved Switch) (ADA Switch sold separately) Degree of Angle, Front or Backward Slant needs to be specified at the time of order.</p>	\$3,682.00
BPA IG RND 32D	<p>6" Round 42"-60" Tall, 1 Gang Prep @ 36" CL/AFF, Satin Stainless Steel (630), Welded Angle Satin Stainless Steel Top (AT) and In-Ground Mount (IG) (42"-48" AFF & 12" Below Grade) (Does NOT include ADA Curved Switch) (ADA Switches sold separately) Degree of Angle, Front or Backward Slant needs to be specified at the time of order.</p>	\$3,025.00












In-Ground Mount 6" Round Bollards	Description	List Price
 BPD IG MILL	6" Round 57" Tall, 1 Gang Prep @ 36" CL/AFF, Mill Aluminum, Welded Domed Mill Aluminum Top (D) and In-Ground Mount (IG) (45" AFF & 12" Below Grade) (Does NOT include ADA Curved Switch) (ADA Switches sold separately) Painted (PT) or Powdercoated (PC) by others or Request Quote from Wikk	\$1,252.00
BPD IG US32	6" Round 57" Tall, 1 Gang Prep @ 36" CL/AFF, Mirror Stainless Steel (629), Welded Domed Mirror Stainless Steel Top (D) and In-Ground Mount (IG) (45" AFF & 12" Below Grade) (1 ADA Curved Switch is Included: choice of 6C-3WR or 6C-5WR US32D) (630)	\$2,768.00
BPD IG US32D	6" Round 57" Tall, 1 Gang Prep @ 36" CL/AFF, Satin Stainless Steel (630), Welded Domed Satin Stainless Steel Top (D) and In-Ground Mount (IG) (45" AFF & 12" Below Grade) (1 ADA Curved Switch is Included: choice of 6C-3WR or 6C-5WR US32D) (630)	\$2,015.00
BPD IG-FINSMILL	6" Round 57" Tall, Recessed Insert Area, Mill Aluminum, Welded Domed Mill Aluminum Top (D) and In-Ground Mount (IG) (45" AFF & 12" Below Grade) (No ADA Curved Switch required) (ADA Switches sold separately) Painted (PT) or Powdercoated (PC) by others or Request Quote from Wikk ***Insert area can accommodate various devices up to 12" in length*** Devices need to be specified at the time of order - Make, Model and Mounting Template	\$2,600.00
BPD IG-FINS 32D	6" Round 57" Tall, Recessed Insert Area, Satin Stainless Steel (630), Welded Domed Satin Stainless Steel Top (D) and In-Ground Mount (IG) (45" AFF & 12" Below Grade) (No ADA Curved Switch required) (ADA Switches sold separately) ***Insert area can accommodate various devices up to 12" in length*** Devices need to be specified at the time of order - Make, Model and Mounting Template	\$3,501.00

In-Ground Mount 6" Round Bollards	Description	List Price
BPF IG-RND MILL	6" Round 54" Tall, 1 Gang Prep @ 36" CL/AFF, Mill Aluminum, Welded Flat Mill Aluminum Top (FT) and In-Ground Mount (IG) (42" AFF & 12" Below Grade) (Does NOT include ADA Curved Switch) (ADA Switches sold separately) Painted (PT) or Powdercoated (PC) by others or Request Quote from Wikk	\$1,247.00
BPF IG-RND US32	6" Round 54" Tall, 1 Gang Prep @ 36" CL/AFF, Mirror Stainless Steel (629), Welded Flat Mirror Stainless Steel Top (FT) and In-Ground Mount (IG) (42" AFF & 12" Below Grade) (1 Curved ADA Switch is Included: choice of 6C-3WR or 6C-5WR) (630)	\$2,450.00
BPF IG-RND US32D	6" Round 54" Tall, 1 Gang Prep @ 36" CL/AFF, Satin Stainless Steel (630), Welded Flat Stainless Steel Top (FT) and In-Ground Mount (IG) (42" AFF & 12" Below Grade) (1 Curved ADA Switch is Included: choice of 6C-3WR or 6C-5WR) (630)	\$1,946.00
BPR IG-FINS ALU	6" Round 54" Tall, Recessed Insert Area, Mill Aluminum, Welded Flat Mill Aluminum Top (FT) and In-Ground Mount (IG) (42" AFF & 12" Below Grade) (No ADA Curved Switch required) (ADA Switches sold separately) Painted (PT) or Powdercoated (PC) by others or Request Quote from Wikk ***Insert area can accommodate various devices up to 12" in length*** Devices need to be specified at the time of order - Make, Model and Mounting Template.	\$2,838.00
BPR IG-FINS 32	6" Round 54" Tall, Recessed Insert Area, Mirror Stainless Steel (629), Welded Flat Mirror Stainless Steel Top (FT) and In-Ground Mount (IG) (42" AFF & 12" Below Grade) (No ADA Curved Switch required) (ADA Switches sold separately) ***Insert area can accommodate various devices up to 12" in length*** Devices need to be specified at the time of order - Make, Model and Mounting Template.	\$3,830.00
BPR IG-FINS 32D	6" Round 54" Tall, Recessed Insert Area, Satin Stainless Steel (630), Welded Flat Satin Stainless Steel Top (FT) and In-Ground Mount (IG) (42" AFF & 12" Below Grade) (No ADA Curved Switch required) (ADA Switches sold separately) ***Insert area can accommodate various devices up to 12" in length*** Devices need to be specified at the time of order - Make, Model and Mounting Template.	\$3,210.00

	Custom Heights for 6" Round <u>Surface Mount Bollards (SM):</u> Standard is 42" AFF <u>In-Ground Bollards (IG):</u> Standard is 42" AFF & 12" Below Grade Shorter or Taller Add Additional Charges to List Price	List Price
	For Anodized Aluminum Bollards - Up to 12"	\$100.00
	For Tube Bollard - Up to 12"	\$200.00
	Custom Location and / or Additional Preps Will Add Additional Charges to the List Price	List Price
	Custom or extra Preps on Aluminum or Tube Bollards	\$100.00
	Computer Drawing of Custom Bollard / Prep* **	\$200.00



***Wikk will not supply any drawings before a purchase order is received.**

















****Wikk allows 2 revisions per shop drawing before additional charge of \$200.00 will be added.**









Curved Switches for 6" Round Bollards	Description with ADA Logo & "PUSH TO OPEN" (Logo-3)	List Price
  6C-3 WR US3	<i>Curved</i> to fit 6" Round Bollards, with ADA Logo & "PUSH TO OPEN" (<i>Blue Infill</i>) in Mirror Brass (605 - uncoated) Weather Resistant (WR)	\$411.84
  6C-3 WR US4	<i>Curved</i> to fit 6" Round Bollards, with ADA Logo & "PUSH TO OPEN" (<i>Blue Infill</i>) in Satin Brass (606 - uncoated) Weather Resistant (WR)	\$374.01
  6C-3 WR US10B	<i>Curved</i> to fit 6" Round Bollards, with ADA Logo & "PUSH TO OPEN" (<i>White Infill</i>) in Oil-Rubbed Antique Brass (613) Weather Resistant (WR)	\$611.45
  6C-3 WR US32	<i>Curved</i> to fit 6" Round Bollards, with ADA Logo & "PUSH TO OPEN" (<i>Blue Infill</i>) in Mirror Stainless Steel (629) Weather Resistant (WR)	\$374.01
  6C-3 WR US32D	<i>Curved</i> to fit 6" Round Bollards, with ADA Logo & "PUSH TO OPEN" (<i>Blue Infill</i>) in Satin Stainless Steel (630) Weather Resistant (WR)	\$298.37
Curved Switches for 6" Round Bollards	Description with ADA Logo (Logo-5)	List Price
6C-5 WR US3	<i>Curved</i> to fit 6" Round Bollards, with ADA Logo (<i>Blue Infill</i>) in Mirror Brass (605 - uncoated) Weather Resistant (WR)	\$411.84
6C-5 WR US4	<i>Curved</i> to fit 6" Round Bollards, with ADA Logo (<i>Blue Infill</i>) in Satin Brass (606 - uncoated) Weather Resistant (WR)	\$374.01
6C-5 WR US10B	<i>Curved</i> to fit 6" Round Bollards, with ADA Logo (<i>White Infill</i>) in Oil-Rubbed Antique Brass (613) Weather Resistant (WR)	\$611.45
  6C-5 WR US32	<i>Curved</i> to fit 6" Round Bollards, with ADA Logo (<i>Blue Infill</i>) in Mirror Stainless Steel (629) Weather Resistant (WR)	\$374.01
  6C-5 WR US32D	<i>Curved</i> to fit 6" Round Bollards, with ADA Logo (<i>Blue Infill</i>) in Satin Stainless Steel (630) Weather Resistant (WR)	\$298.37

Adapter Cuff	Description	List Price
 BP4X4 ADT RF BLK ABS	4-1/2" x 4-1/2" Adapter Cuff Black (ABS) for 6" Round Bollard, with 1 Single Gang Prep on the face of Cuff (Includes 1" screws for mounting & wrench)	\$163.20
BP4X4 RFBLK MOD	4-1/2" x 4-1/2" Adapter Cuff Black (ABS) for 6" Round Bollard, Modified for Special Prep on the face of Cuff (Includes 1" screws for mounting & wrench)	\$260.10
 BP4X4ADPT US32	4-1/2" x 4-1/2" Adapter Cuff Mirror Stainless Steel (629) for 6" Round Bollard with 1 Single Gang Prep on the face of Cuff (Includes 1" screws for mounting & wrench)	\$351.95
 BP4X4ADPT US32D	4-1/2" x 4-1/2" Adapter Cuff Satin Stainless Steel (630) for 6" Round Bollard with 1 Single Gang Prep on the face of Cuff (Includes 1" screws for mounting & wrench)	\$288.92
BP INGR ADPT MIL	Adaptor Cuff for 8" Round Mill Aluminum Bollard for mounting the INGRESS' R®	\$562.07
BP INGR ADPT CLEAR	Adaptor Cuff for 8" Round Clear Anodized Aluminum (628) Bollard for mounting the INGRESS' R®	\$588.34
BP INGR ADPT US32D	Adaptor Cuff for 8" Round Satin Stainless Steel (630) Bollard for mounting the INGRESS' R®	\$425.50
6"Round Replacement Bollard Caps	Description	List Price
 BRCAP 4AL BLACK	Standard Removable Black Flat Marine Board Round Cap for 6" Round Aluminum Bollard (Includes set screws & wrench)	\$57.00
 BRCAP 4SS BLACK	Standard Removable Black Flat Marine Board Round Cap for 6" Round Stainless Steel Bollard (Includes set screws & wrench)	\$57.00
 BRKIT FOR BASE	Standard Round concealed Surface Mount Base Only (Includes anchoring hardware)	\$138.00
 BRKIT SM PAINT	Standard Round concealed Surface Mount Base & Standard Black Flat Marine Board Cap (Includes all necessary hardware for base and cover)	\$204.00













Rectangular Bollards	DESCRIPTION	List Price
 <p>BPRT126SMFT32D</p>	<p>12" x 6" x 42" Tall-7ga. Formed SS304 Alloy Satin Stainless Steel US32D (630) Bollard with Welded Flat Top (FT), 1 Prep for INGRESS'R® ADA Switch, Surface Mount (SM) with Concealed Base. (RT5) (ADA INGRESS' R® sold separately) <i>Devices need to be specified at the time of order - Make, Model and Mounting Template</i></p>	\$6,554.00
 <p>BPRT1435CSFT32D</p>	<p>14" x 3.5" x 48" Tall-7ga. Formed SS304 Alloy Satin Stainless Steel US32D (630) with Welded Flat Top (FT), 2 Preps for Card Reader or AIPHONE and ADA Switch, Removable Bollard for In-Ground Mounting with Concealed Sleeve (CS) and Base Plate with 7" Mounting Bolts. (RT1) (ADA switch sold separately) (Card Reader and AIPHONE sold by others) <i>Devices need to be specified at the time of order - Make, Model and Mounting Template</i></p>	\$5,550.00
 <p>BPRT612SMAT32D</p>	<p>6" x 12" x 54" Tall-7ga. Formed SS304 Alloy Satin Stainless Steel US32D (630) Bollard with Welded Angle Top (AT), 3 Preps for ADA Switch, Card Reader and Knox-Box 3200 Series, Surface Mount (SM) with Concealed Mounting Base (CB) and 7" Mounting Bolts. (RT6) (ADA switch sold separately) (Card Reader and Knox Box are sold by others) <i>Devices need to be specified at the time of order - Make, Model and Mounting Template</i></p>	\$6,554.00
 <p>BPRT96SMSBAT32D</p>	<p>9" x 6" x 48" Tall-7ga. Formed SS304 Alloy Satin Stainless Steel US32D (630) Bollard with Welded Angle Top (AT), 1 Prep for Keypad/Card Reader, Surface Mount (SM) with Welded Square Mounting Base (SB) Plate. (RT4) (Keypad/Card Reader is sold by others) <i>Devices need to be specified at the time of order - Make, Model and Mounting Template</i></p>	\$5,203.00
 <p>BPRT96SMFT32D</p>	<p>9" x 6" x 48" Tall-7ga. Formed SS304 Alloy Satin Stainless Steel US32D (630) Bollard with Welded Flat Top (FT), 2 Preps for ADA Switch and Card Reader, Surface Mount (SM) with Concealed Mounting Base (CB). (RT3) (ADA switch sold separately) (Card Reader sold by others) <i>Devices need to be specified at the time of order - Make, Model and Mounting Template</i></p>	\$5,163.00

36" <i>INGRESS' R</i> ®	6" Wide x 36" Tall Switch - <i>INGRESS' R</i> ®	List Price
I36-1 CLEAR	<i>Clear</i> Anodized Aluminum (628) (Blank)	\$332.00
 I36-3 CLEAR	<i>Clear</i> Anodized Aluminum (628) ADA Logo & "PUSH TO OPEN" (<i>Blue Legend</i>)	\$332.00
I36-3 CC CLEAR	<i>Clear</i> Anodized Aluminum (628) ADA Logo & "PUSH TO OPEN" (<i>Blue Legend</i>) with a Cap on the Top and Bottom	\$364.00
I36-3 2P CLEAR	<i>Clear</i> Anodized Aluminum (628) ADA Logo & "PUSH TO OPEN" (<i>Blue Legend</i>) with 2-Pole	\$405.00
I36-3AL CLEAR	<i>Clear</i> Anodized Aluminum (628) ADA Logo, "PUSH TO OPEN" with <i>A</i> rrow <i>L</i> eft (<i>Blue Legend</i>)	\$701.00
I36-3AR CLEAR	<i>Clear</i> Anodized Aluminum (628) ADA Logo, "PUSH TO OPEN" with <i>A</i> rrow <i>R</i> ight (<i>Blue Legend</i>)	\$701.00
 I36-3 DK BRONZE	<i>Dark Bronze</i> Anodized Aluminum (710) ADA Logo & "PUSH TO OPEN" (<i>White Legend</i>)	\$379.00
I36-3 2P DK BZ	<i>Dark Bronze</i> Anodized Aluminum (710) ADA Logo & "PUSH TO OPEN" (<i>White Legend</i>) with 2-Pole	\$452.00
I36-3AL DK BZ	<i>Dark Bronze</i> Anodized Aluminum (710) ADA Logo, "PUSH TO OPEN" with <i>A</i> rrow <i>L</i> eft (<i>White Legend</i>)	\$749.00
I36-3AR DK BZ	<i>Dark Bronze</i> Anodized Aluminum (710) ADA Logo, "PUSH TO OPEN" with <i>A</i> rrow <i>R</i> ight (<i>White Legend</i>)	\$749.00
I36-3 US32	<i>Mirror Stainless Steel</i> (629) ADA Logo & "PUSH TO OPEN" (<i>Blue Legend</i>)	\$1,269.00
I36-3 US32D	<i>Satin Stainless Steel</i> (630) ADA Logo & "PUSH TO OPEN" (<i>Blue Legend</i>)	\$531.00
I36-3 2P US32D	<i>Satin Stainless Steel</i> (630) ADA Logo & "PUSH TO OPEN" (<i>Blue Legend</i>) with 2-Pole	\$605.00
I36-3 US3	<i>Mirror Brass</i> (605 - uncoated) ADA Logo & "PUSH TO OPEN" (<i>Blue Legend</i>)	\$1,269.00
I36-3 US4	<i>Satin Brass</i> (606 - uncoated) ADA Logo & "PUSH TO OPEN" (<i>Blue Legend</i>)	\$1,269.00
I36-3 US10B	<i>Oil-Rubbed Antiqued Satin Brass</i> (613) ADA Logo & "PUSH TO OPEN" (<i>White Legend</i>)	\$1,428.00














36" <i>INGRESS' R</i> ®	6" Wide x 36" Tall Switch - <i>INGRESS' R</i> ®	List Price
 I36-5 CLEAR	<i>Clear</i> Anodized Aluminum (628) ADA Logo (<i>Blue Legend</i>) 	\$332.00
I36-5 2P CLEAR	<i>Clear</i> Anodized Aluminum (628) ADA Logo (<i>Blue Legend</i>) with 2-Pole 	\$405.00
I36-5AL CLEAR	<i>Clear</i> Anodized Aluminum (628) ADA Logo and <u>A</u> rrow <u>L</u> eft (<i>Blue Legend</i>) 	\$701.00
I36-5AR CLEAR	<i>Clear</i> Anodized Aluminum (628) ADA Logo and <u>A</u> rrow <u>R</u> ight (<i>Blue Legend</i>) 	\$701.00
 I36-5 DK BRONZE	<i>Dark Bronze</i> Anodized Aluminum (710) ADA Logo (<i>White Legend</i>) 	\$379.00
I36-5 2P DK BZ	<i>Dark Bronze</i> Anodized Aluminum (710) ADA Logo (<i>White Legend</i>) with 2-Pole 	\$452.00
I36-5AL DK BZ	<i>Dark Bronze</i> Anodized Aluminum (710) ADA Logo and <u>A</u> rrow <u>L</u> eft (<i>White Legend</i>) 	\$749.00
I36-5AR DK BZ	<i>Dark Bronze</i> Anodized Aluminum (710) ADA Logo and <u>A</u> rrow <u>R</u> ight (<i>White Legend</i>) 	\$749.00
I36-5 US32	<i>Mirror Stainless Steel</i> (629) ADA Logo (<i>Blue Legend</i>) 	\$1,269.00
I36-5 US32D	<i>Satin Stainless Steel</i> (630) ADA Logo (<i>Blue Legend</i>) 	\$531.00
I36-5 2P US32D	<i>Satin Stainless Steel</i> (630) ADA Logo (<i>Blue Legend</i>) with 2-Pole 	\$605.00
I36-5 US3	<i>Mirror Brass</i> (605 - uncoated) ADA Logo (<i>Blue Legend</i>) 	\$1,269.00
I36-5 US4	<i>Satin Brass</i> (606 - uncoated) ADA Logo (<i>Blue Legend</i>) 	\$1,269.00
I36-5 US10B	<i>Oil-Rubbed Antiqued Satin Brass</i> ADA Logo (<i>White Legend</i>) 	\$1,428.00
I36-?&LIGHT CLR	<i>Clear</i> Anodized Aluminum (628) (Special Logo/Images and Light) (<i>Blue Text</i>) *** <i>Light Only Illuminates when activated</i> ***	\$621.00
I36-?&LIGHTDKBZ	<i>Dark Bronze</i> Anodized Aluminum (628) (Special Logo/Images and Light) (<i>White Text</i>) *** <i>Light Only Illuminates when activated</i> ***	\$668.00




















36" Narrow INGRESS' R®	4.25" Wide x 36" Tall Switch - Narrow INGRESS' R®	List Price
 I36-3 NAR CLEAR	Clear Anodized Aluminum (628) ADA Logo & "PUSH TO OPEN" (<i>Blue Legend</i>)	\$437.00
I36-3 NAR DK BZ	Dark Bronze Anodized Aluminum (710) ADA Logo & "PUSH TO OPEN" (<i>White Legend</i>)	\$484.00
I36-5 NAR CLEAR	Clear Anodized Aluminum (628)  ADA Logo (<i>Blue Legend</i>)	\$437.00
I36-5 NAR DK BZ	Dark Bronze Anodized Aluminum (710)  ADA Logo (<i>White Legend</i>)	\$484.00
30" INGRESS' R®	6" Wide x 30" Tall Switch - INGRESS' R®	List Price
I30-3 CLEAR	Clear Anodized Aluminum (628) ADA Logo & "PUSH TO OPEN" (<i>Blue Legend</i>)	\$411.00
I30-3 DK BRONZE	Dark Bronze Anodized Aluminum (710) ADA Logo & "PUSH TO OPEN" (<i>White Legend</i>)	\$457.00
I30-5 CLEAR	Clear Anodized Aluminum (628)  ADA Logo (<i>Blue Legend</i>)	\$411.00
I30-5 DK BRONZE	Dark Bronze Anodized Aluminum (710)  ADA Logo (<i>White Legend</i>)	\$457.00
I30-3 US32D	Satin Stainless Steel (630) ADA Logo & "PUSH TO OPEN" (<i>Blue Legend</i>)	\$941.00
I30-5 US32D	Satin Stainless Steel (630)  ADA Logo (<i>Blue Legend</i>)	\$941.00
24" INGRESS' R®	6" Wide x 24" Tall Switch - INGRESS' R®	List Price
I24-3 CLEAR	Clear Anodized Aluminum (628) ADA Logo & "PUSH TO OPEN" (<i>Blue Legend</i>)	\$411.00
I24-5 CLEAR	Clear Anodized Aluminum (628)  ADA Logo (<i>Blue Legend</i>)	\$411.00
I24-? CLEAR	Clear Anodized Aluminum (628) (Special Logo/Image)	\$420.00
I24-? 2P CLEAR	Clear Anodized Aluminum (628) (Special Logo/Image) with 2-Pole	\$457.00
I24-3 DK BRONZE	Dark Bronze Anodized Aluminum (710) ADA Logo & "PUSH TO OPEN" (<i>White Legend</i>)	\$457.00
I24-5 DK BRONZE	Dark Bronze Anodized Aluminum (710)  ADA Logo (<i>White Legend</i>)	\$457.00
I24-? DK BZ	Dark Bronze Anodized Aluminum (710) (Special Logo/Image)	\$467.00
I24-? 2P DK BZ	Dark Bronze Anodized Aluminum (710) (Special Logo/Image) with 2-Pole	\$505.00
I24-? US32D	Satin Stainless Steel (630) (Special Logo/Image)	\$830.00
I24-? & LIGHT CLR	Clear Anodized Aluminum (628) (Special Logo/Image) *** <i>Light Only Illuminates when activated</i> ***	\$652.00

















9" <i>INGRESS' R</i> ®	Description- 6" Wide x 9" Tall Switch <i>INGRESS' R</i> ®	List Price
I09-1 CLEAR	<i>Clear</i> Anodized Aluminum (628) (Blank)	\$269.00
 I09-3 CLEAR	<i>Clear</i> Anodized Aluminum (628) ADA Logo & "PUSH TO OPEN" (<i>Blue Legend</i>)	\$269.00
I09-5 CLEAR	<i>Clear</i> Anodized Aluminum (628) ADA Logo (<i>Blue Legend</i>) 	\$269.00
I09-3 DK BRONZE	<i>Dark Bronze</i> Anodized Aluminum (710) ADA Logo & "PUSH TO OPEN" (<i>White Legend</i>)	\$316.00
 I09-5 DK BRONZE	<i>Dark Bronze</i> Anodized Aluminum (710)  ADA Logo (<i>White Legend</i>)	\$316.00
9" Narrow <i>INGRESS' R</i> ®	Description- 4.25" Wide x 9" Tall Switch Narrow <i>INGRESS' R</i> ®	List Price
I09-3NAR CLEAR	<i>Clear</i> Anodized Aluminum (628) ADA Logo & "PUSH TO OPEN" (<i>Blue Legend</i>)	\$389.00
I09-5NAR CLEAR	<i>Clear</i> Anodized Aluminum (628) ADA Logo (<i>Blue Legend</i>) 	\$389.00
I09-3NAR DK BZ	<i>Dark Bronze</i> Anodized Aluminum (710) ADA Logo & "PUSH TO OPEN" (<i>White Legend</i>)	\$475.00
I09-5NAR DK BZ	<i>Dark Bronze</i> Anodized Aluminum (710)  ADA Logo (<i>White Legend</i>)	\$475.00
42" <i>INGRESS' R</i> ®	Description-6" Wide x 42" Tall Switch <i>INGRESS' R</i> ®	List Price
I42-3 CLEAR	<i>Clear</i> Anodized Aluminum (628) ADA Logo & "PUSH TO OPEN" (<i>Blue Legend</i>)	\$587.00
I42-5 CLEAR	<i>Clear</i> Anodized Aluminum (628) ADA Logo (<i>Blue Legend</i>) 	\$587.00
I42-3 DK BZ	<i>Dark Bronze</i> Anodized Aluminum (710) ADA Logo & "PUSH TO OPEN" (<i>White Legend</i>)	\$633.00
I42-5 DK BZ	<i>Dark Bronze</i> Anodized Aluminum (710)  ADA Logo (<i>White Legend</i>)	\$633.00

4-1/2"x4-1/2" Square		Legends on US32D (630) Satin Stainless Steel	List Price
	4x4-1	4-1/2" Square - Blank	\$62.76
	4x4-2	4-1/2" Square - "PUSH TO OPEN" (<i>Black Infill</i>)	\$73.58
	4x4-3	4-1/2" Square - ADA Logo & "PUSH TO OPEN" (<i>Blue Infill</i>)	\$73.58
	4x4-3AL	4-1/2" Square - ADA Logo & "PUSH TO OPEN" with <u>A</u> rrow facing <u>L</u> eft (<i>Blue Infill</i>)	\$95.23
	4x4-3AR	4-1/2" Square - ADA Logo & "PUSH TO OPEN" with <u>A</u> rrow facing <u>R</u> ight (<i>Blue Infill</i>)	\$95.23
	4x4-4	4-1/2" Square - "PRESS TO OPERATE" (<i>Black Infill</i>)	\$73.58
	4x4-5	4-1/2" Square - ADA Logo Only (<i>Blue Infill</i>)	\$73.58
		Mounting Boxes for 4-1/2" Square Switches	List Price
	N4X4F Flush Mount	6-3/4" W (172mm) x 6-3/4" H (172mm) x 2-1/8" D (54mm) x 1-7/8" (47.6mm) Inside Depth [5" (127mm) x 5" (127mm) Inside] durable Black ABS Flush Mount Box with a molded-in 7/8" (22mm) wide Trim Ring and a Weather Resistant Gasket	\$54.11
	N4X4S Surface Mount	5-1/2" W (140mm) x 5-1/2" H (140mm) x 2-1/8" D (54mm) x 1-15/16" (49mm) Inside Depth x 2-1/8" (54mm) Projection, durable Black ABS Surface Mount Box with Weather-Resistant Gasket	\$54.11
	4x4 EDGE	4-11/16" H (118mm) x 4-7/8" W (124mm) x 1/2" D (8mm) - Sturdy 3-Sided Hood (Satin Stainless Steel) (630) to protect the switch components from harsh environmental conditions Recommended for exterior applications	US3 \$164.49 US4 \$164.49 US10B \$264.75 US32 \$53.02 US32D \$32.47
	SURF-4/M Clear or Dk Bronze	4" W (102mm) x 4" H (102mm) x 1-1/8" D (29mm) (2-piece unit) - Aluminum Ring surrounds galvanized mounting plate to create an attractive Surface Mount Clear Anodized Aluminum (628) or Dark Bronze Anodized Aluminum (710)	Clear \$43.00 Dark Bronze \$47.00
	SURF SQ 4 & 6 BLK	4-19/32" W (117mm) x 4-19/32" H (117mm) x 1-3/4" D (44mm) x 1-5/8" (41mm) Inside Depth durable Black ABS Surface Mount Box with unique battery change-out compartment	\$28.13
		YOU CAN MIX LEGENDS, SHAPES & WEATHER RESISTANT OF 4" ROUND AND SQUARE FOR QUANTITY DISCOUNT. *Any 4" SWITCH CAN BE WEATHER RESISTANT (WR): ADD \$7.00 LIST EACH *2 POLE (2P): ADD \$29.00 LIST EACH *BRAILLE: REQUEST QUOTE	
Finishes		Custom Engraving/Finishes for 4-1/2" X 4-1/2" Square	List Price
US32D		SATIN STAINLESS STEEL (630)	\$202.37
US32, US3, US4		US32: MIRROR STAINLESS STEEL (629), US3: MIRROR BRASS (605 - uncoated), US4: SATIN BRASS (606 - uncoated)	\$223.79
US10B		OIL RUBBED ANTIQUE BRASS (613)	\$262.55

4-1/2" Round	Legends on US32D (630) Satin Stainless Steel	List Price
 4R-1	4-1/2" Round - (Blank)	\$62.76
 4R-2	4-1/2" Round - "PUSH TO OPEN" (<i>Black Infill</i>)	\$73.58
 4R-3	4-1/2" Round - ADA Logo & "PUSH TO OPEN" (<i>Blue Infill</i>)	\$73.58
 4R-3AL	4-1/2" Round - ADA Logo & "PUSH TO OPEN" with Arrow facing <u>L</u> eft (<i>Blue Infill</i>)	\$93.98
 4R-3AR	4-1/2" Round - ADA Logo & "PUSH TO OPEN" with Arrow facing <u>R</u> ight (<i>Blue Infill</i>)	\$93.98
 4R-4	4-1/2" Round - "PRESS TO OPERATE" (<i>Black Infill</i>)	\$73.58
 4R-5	4-1/2" Round - ADA Logo Only (<i>Blue Infill</i>)	\$73.58
Mounting Boxes for 4-1/2" Round Switches		List Price
 N4RS Surface Mount	5" Dia. (127mm) x 2-1/8" H (54mm) x 1-15/16" (49mm) Inside Depth x 2-1/8" (54mm) Projection Round Black ABS Surface Mount Box	\$48.69
 N4RF Flush Mount	5-7/8" Dia. (149mm) x 2-1/8" H (54mm) x 1-15/16" (49mm) Inside Depth Round Black ABS Flush Mount Box with a molded-in 7/8" (22mm) wide Trim Ring and Mounting Bracket	\$54.11
 N4WR	Weather Resistant Gasket Ring (N4RS & N4RF)	\$11.90
 SURF 4R	2-3/4" W (70mm) x 4-1/2" H (114mm) x 1-11/16" D (43mm) x 1-9/16" (40mm) Inside Depth durable Brown Phenolic Surface Mount Box with corner-covering aluminum Adapter Plate	\$37.33
 WKS-4 US32D	7-1/4" Dia. (184mm) x 1-1/4" H (30mm) x 1" (25mm) Inside Depth Round Wik-Scutcheon (Satin Stainless Steel) (630)	\$140.68
 WKS-4 US4	7-1/4" Dia. (184mm) x 1-1/4" H (30mm) x 1" (25mm) Inside Depth Round Wik-Scutcheon (Satin Brass) (606 - uncoated)	\$440.43
 WKS-4RF	7-13/16" Dia. (200mm) x 1-9/16" H (40mm) x 1-25/64" (35.5mm) Inside Depth Round Wik-Scutcheon durable Black ABS	\$48.16
 WKS-4 RF WRRING	Weather Resistant Gasket Ring (for WKS-4RF)	\$21.64
 WKS-4 SS WRRING	Weather Resistant Gasket Ring (for WKS-4US32D or US4)	\$21.64
	<p>YOU CAN MIX LEGENDS, SHAPES & WEATHER RESISTANT OF 4" SQUARE AND ROUND FOR QUANTITY DISCOUNT.</p> <p>*Any 4" SWITCH CAN BE WEATHER RESISTANT (WR):</p> <p>ADD \$7.00 LIST EACH</p> <p>*2 POLE (2P): ADD \$29.00 LIST EACH</p> <p>*BRAILLE: REQUEST QUOTE</p>	
Finishes	Custom Engraving/Finishes for 4" Round	List Price
US32D	SATIN STAINLESS STEEL (630)	\$202.37
US32, US3, US4	US32: MIRROR STAINLESS STEEL (629), US3: MIRROR BRASS (605 - Uncoated), US4: SATIN BRASS (606 - Uncoated)	\$223.79
US10B	OIL RUBBED ANTIQUE BRASS (613)	\$262.55

6" x 6" Square		Legends on US32D (630) Satin Stainless Steel	List Price
	6x6-1	6" Square - Blank	\$67.10
	6x6-2	6" Square - "PUSH TO OPEN" (<i>Black Infill</i>)	\$77.91
	6x6-3	6" Square - ADA Logo & "PUSH TO OPEN" (<i>Blue Infill</i>)	\$77.91
	6x6-3AL	6" Square - ADA Logo & "PUSH TO OPEN" with <i>A</i> rrow facing <i>L</i> eft (<i>Blue Infill</i>)	\$217.67
	6x6-3AR	6" Square - ADA Logo & "PUSH TO OPEN" with <i>A</i> rrow facing <i>R</i> ight (<i>Blue Infill</i>)	\$217.67
	6x6-4	6" Square - "PRESS TO OPERATE" (<i>Black Infill</i>)	\$217.67
	6x6-5	6" Square - ADA Logo Only (<i>Blue Infill</i>)	\$77.91
	6x6-6	6" Square - "PRESS TO OPEN DOOR" (<i>Black Infill</i>)	\$217.67
	6x6-8	6" Square - "POUSSEZ POUR OUVRIR" ("PUSH TO OPEN" in French) (<i>Blue Infill</i>)	\$217.67
	6x6-9	6" Square - ADA Logo & "POUSSEZ POUR OUVRIR" ("PUSH TO OPEN" in French) (<i>Blue Infill</i>)	\$217.67
	6x6-10	6" Square - "PUSH TO OPEN DOOR" (<i>Black Infill</i>)	\$217.67
		Mounting Boxes for 6" Square Switches	List Price
	SURF-6/M Clear or Dk Bronze	4" W (102mm) x 4" H (102mm) x 3/4" D (19mm) (2-piece unit) - Aluminum Ring surrounds galvanized mounting plate to create an attractive Surface Mount <i>Clear</i> Anodized Aluminum (628) or <i>Dark Bronze</i> Anodized Aluminum (710)	Clear \$38.00 Dark Bronze \$39.00
	SURF SQ 4 & 6 BLK	4-19/32" W (117mm) x 4-19/32" H (117mm) x 1-3/4" D (44mm) x 1-5/8" (41mm) Inside Depth durable Black ABS Surface Mount Box with unique battery change-out compartment 6x6 switch extends 3/4" (19mm) beyond mount on all sides	\$28.13
		YOU CAN MIX LEGENDS, SHAPES & WEATHER RESISTANT OF 6" SQUARE AND ROUND FOR QUANTITY DISCOUNT. *Any 6" SWITCH CAN BE WEATHER RESISTANT (WR): ADD \$7.00 LIST EACH *2 POLE (2P): ADD \$29.00 LIST EACH *BRAILLE: REQUEST QUOTE	
Finishes		Custom Engraving/Finishes for 6" Square	List Price
US32D		<i>SATIN STAINLESS STEEL</i> (630)	\$217.67
US32, US3, US4		US32: <i>MIRROR STAINLESS STEEL</i> (629), US3: <i>MIRROR BRASS</i> - (605 - uncoated), US4: <i>SATIN BRASS</i> (606 - uncoated)	\$227.87
US10B		<i>OIL RUBBED ANTIQUE BRASS</i> (613)	\$282.95

6" Round		Legends on US32D (630) Satin Stainless Steel	List Price
	6R-1	6" Round - Blank	\$67.10
	6R-2	6" Round - "PUSH TO OPEN" (<i>Black Infill</i>)	\$77.91
	6R-3	6" Round - ADA Logo & "PUSH TO OPEN" (<i>Blue Infill</i>)	\$77.91
	6R-3AL	6" Round - ADA Logo & "PUSH TO OPEN" with <i>A</i> rrow facing <i>L</i> eft (<i>Blue Infill</i>)	\$88.73
	6R-3AR	6" Round - ADA Logo & "PUSH TO OPEN" with <i>A</i> rrow facing <i>R</i> ight (<i>Blue Infill</i>)	\$88.73
	6R-4	6" Round - "PRESS TO OPERATE" (<i>Black Infill</i>)	\$217.67
	6R-5	6" Round - ADA Logo Only (<i>Blue Infill</i>)	\$77.91
	6R-6	6" Round - "PRESS TO OPEN DOOR" (<i>Black Infill</i>)	\$217.67
	6R-8	6" Round - "POUSSEZ POUR OUVRIR" ("PUSH TO OPEN" in French) (<i>Blue Infill</i>)	\$217.67
	6R-9	6" Round - ADA Logo & "POUSSEZ POUR OUVRIR" ("PUSH TO OPEN" in French) (<i>Blue Infill</i>)	\$217.67
	6R-10	6" Round - "PUSH TO OPEN DOOR" (<i>Black Infill</i>)	\$217.67
		Mounting Boxes for 6" Round Switches	List Price
	N6RF Flush Mount	7-3/4" Dia. (197mm) x 2-1/8" H (54mm) x 1-7/8" (48mm) Inside Depth durable Round Black ABS Flush Mount Box with a molded-in 7/8" (22mm) wide Trim Ring with Mounting Bracket	\$54.11
	N6RS Surface Mount	6-7/16" Dia. (164mm) x 2-1/8" H (54mm) x 1-15/16" (49mm) Inside Depth durable Round Black ABS Surface Mount Box	\$48.69
	N6WR	Weather Resistant Gasket (N6RF & N6RS)	\$11.90
	SURF-6/M Clear or Dk Bronze	4"W (102mm) x 4"H (102mm) x 3/4"D (19mm) (2-piece unit) - Aluminum Ring surrounds galvanized mounting plate to create an attractive Surface Mount <i>Clear Anodized Aluminum (628) or Dark Bronze Anodized Aluminum (710)</i>	Clear - \$38.00 Dark Bronze - \$39.00
	SURF 6R	4-19/32"W (117mm) x 4-19/32"H (117mm) x 1-3/4"D (44mm) x 1-1/2" (38mm) Inside Depth durable Black ABS Surface Mount Box with adapter plate (Aluminum)	\$37.87
	1M589ADP KIT	Adapter Kit to convert SURF SQ 4 & 6 BLK box to SURF 6R	\$15.15
	WKS-6 US32D	9 -1/2" Dia. (241mm) x 1" H (25mm) x 7/8" (22mm) Inside Depth Round Wik-Scutcheons Satin Stainless Steel (630)	\$156.91
	WKS-6 US4	9 -1/2" Dia. (241mm) x 1" H (25mm) x 7/8" (22mm) Inside Depth Round Wik-Scutcheons Satin Brass (606-uncoated)	\$465.31
		<p>YOU CAN MIX LEGENDS, SHAPES & WEATHER RESISTANT OF 6" SQUARE AND ROUND SWITCHES FOR QUANTITY DISCOUNT.</p> <p>SWITCH CAN BE WEATHER RESISTANT (WR):</p> <p>\$7.00 LIST EACH</p> <p>POLE (2P): ADD \$29.00 LIST EACH</p> <p>*BRAILLE: REQUEST QUOTE</p> <p>*Any 6" ADD *2</p>	
Finishes		Custom Engraving/Finishes for 6" ROUND	List Price
US32D		SATIN STAINLESS STEEL (630)	\$217.67
US32, US3, US4		US32: MIRROR STAINLESS STEEL (629), US3: MIRROR BRASS (605 - uncoated), US4: SATIN BRASS (606 - uncoated)	\$227.87
US10B		OIL RUBBED ANTIQUE BRASS (613)	\$282.95




All Active Narrow 1-11/16" x 4-1/2"		Legends on US32D (630) Satin Stainless Steel	List Price
	AA-1	All Active - Blank	\$45.45
	AA-2	All Active - "PUSH TO OPEN" (<i>Black Infill</i>)	\$56.27
	AA-3	All Active - ADA Logo & "PUSH TO OPEN" (<i>Blue Infill</i>)	\$56.27
	AA-3AL	All Active - ADA Logo & "PUSH TO OPEN" with A row facing L eft (<i>Blue Infill</i>)	\$127.69
	AA-3AR	All Active - ADA Logo & "PUSH TO OPEN" with A row facing R ight (<i>Blue Infill</i>)	\$127.69
	AA-3H	All Active - ADA Logo & "PUSH TO OPEN" (<i>Blue Infill</i>) (Horizontally)	\$56.27
	AA-5	All Active - ADA Logo Only (<i>Blue Infill</i>)	\$56.27
	AA-5BR'L	All Active - ADA Logo Only (<i>Blue Infill</i>) "PRESS" in Braille	\$127.69
	AA-PTSLOW	All Active - "PUSH TO SLOW" & "PUSH TO SLOW" in Braille (<i>Black Infill</i>)	\$220.75
	AA-3AL X AA-3AR	VESTIBULE SWITCH All Active - AA-3AL X AA-3AR mounted on a 4-1/2" Square US32D face plate (630) (<i>Blue Infill</i>)	\$340.86
	KSM1-4XAA-3	KEYSWITCH and SWITCH 4-1/2" Square 1 Pole Maintained Keyswitch with AA-3 US32D (630) (<i>Blue Infill</i>)	\$214.26
Push Button Narrow 1-11/16" x 4-1/2"		Legends on US32D(630) Satin Stainless Steel	List Price
	N/S-1 RED	Narrow Style RED Push Button, Blank with clear label "PUSH TO OPEN"	\$65.28
	N/S-1 BLK	Narrow Style Black Push Button, Blank with clear label "PUSH TO OPEN"	\$65.28
	N/S-5 RED	Narrow Style RED Push Button, ADA Logo with clear label "PUSH TO OPEN"	\$74.46
	N/S-5 BLK	Narrow Style Black Push Button, ADA Logo with clear label "PUSH TO OPEN"	\$74.46
		<p>*YOU CAN MIX LEGENDS, SHAPES & WEATHER RESISTANT ON THIS PAGE FOR QUANTITY DISCOUNT.</p> <p>*Any "AA" CAN BE WEATHER RESISTANT (WR): ADD \$7.00 LIST EACH</p> <p>*N/S SERIES CANNOT BE WEATHER RESISTANT (WR)</p> <p>*2 POLE (2P) : ADD \$29.00 LIST EACH</p> <p>*BRAILLE: REQUEST QUOTE</p>	
		Mounting Boxes for AA or Narrow Switches	List Price
	JSB	1-3/4"W (44mm) x 4-9/16"H (116mm) x 1-3/4"D (44mm) Narrow Jamb Black ABS Surface Mount Box	\$17.31
Finishes		Custom Engraving/Finishes For All Active (AA) & Push Button Narrow	List Price
	US32D	SATIN STAINLESS STEEL (630)	\$191.15
	US32, US3, US4	US32: MIRROR STAINLESS STEEL (629), US3: MIRROR BRASS (605 - uncoated), US4: SATIN BRASS (606 - uncoated)	\$216.65
	US10B	OIL RUBBED ANTIQUE BRASS (613)	\$245.21

Single Gang Full-Active 2-3/4" x 4 -1/2"		Legends on US32D (630) Satin Stainless Steel	List Price
	SFA-1	Single Gang Full - Active - Blank	\$56.27
	SFA-2	Single Gang Full - Active "PUSH TO OPEN" (<i>Black Infill</i>)	\$67.10
	SFA-3	Single Gang Full - Active - ADA Logo & "PUSH TO OPEN" (<i>Blue Infill</i>)	\$67.10
	SFA-5	Single Gang Full - Active - ADA Logo Only (<i>Blue Infill</i>)	\$67.10
Single Gang Push Button 2-3/4" x 4 -1/2"		Legends on US32D (630) Satin Stainless Steel	List Price
	SPB-1 BLK	Single Gang Black Push Button, Blank with clear label "PUSH TO OPEN"	\$65.28
	SPB-5 BLK	Single Gang Black Push Button, ADA Logo with clear label "PUSH TO OPEN" (<i>Blue Infill</i>)	\$74.46
	SPB-1 RED	Single Gang RED Push Button, Blank with clear label "PUSH TO OPEN"	\$65.28
	SPB-5 RED	Single Gang RED Push Button, ADA Logo with clear label "PUSH TO OPEN" (<i>Blue Infill</i>)	\$74.46
		<p>*Any "SFA" CAN BE WEATHER RESISTANT (WR): ADD \$7.00 LIST EACH</p> <p>*SPB SERIES <u>CANNOT</u> BE WEATHER RESISTANT (WR) *2 POLE (2P): ADD \$29.00 LIST EACH</p> <p>*BRAILLE: REQUEST QUOTE</p>	
		Mounting Boxes for Key Switches	List Price
	SURF SFA	2-3/4" W (70mm) x 4-1/2" H (114mm) x 1-5/8" D (41mm) x 1-1/2" (38mm) Inside Depth durable Brown Phenolic Surface Mount Box	\$25.43
	SURF 4R	2-3/4" W (70mm) x 4-1/2" H (114mm) x 1-11/16" D (43mm) x 1-9/16" (40mm) Inside Depth durable Brown Phenolic Surface Mount Box with corner-covering aluminum Adapter Plate	\$37.73
Finishes		Custom Engraving/Finishes for Single Gang (SFA)	List Price
US32D		SATIN STAINLESS STEEL (630)	\$201.35
US32, US3, US4		US32: MIRROR STAINLESS STEEL (629), US3: MIRROR BRASS (605 - uncoated), US4: SATIN BRASS (606 - uncoated)	\$226.85
US10B		OIL RUBBED ANTIQUE BRASS (613)	\$255.41




Paramount & SFA Finishes	Description	List Price
 PARAMOUNT US3 SFA-? in US3 (Mirror Brass)	3-3/4" W (96mm) x 5-1/2" H (140mm) x 5/8" D (16mm) Projects .625" (16mm) from mounting surface Upscale Actuator (SFA) Switch with escutcheon plate in Mirror Brass (605 - uncoated) <i>(Please specify Legend for SFA Switch).</i>	\$701.21
 PARAMOUNT US4 SFA-? in US4 (Satin Brass)	3-3/4" W (96mm) x 5-1/2" H (140mm) x 5/8" D (16mm) Projects .625" (16mm) from mounting surface Upscale Actuator (SFA) Switch with escutcheon plate in Satin Brass (606 - uncoated) <i>(Please specify Legend for SFA Switch).</i>	\$668.75
 PARAMOUNT US10B SFA-? in US10B (Oil Rubbed Antique Brass)	3-3/4" W (96mm) x 5-1/2" H (140mm) x 5/8" D (16mm) Projects .625" (16mm) from mounting surface Upscale Actuator (SFA) Switch with escutcheon plate in Oil Rubbed Antique Brass (613) <i>(Please specify Legend for SFA Switch).</i>	\$759.65
 PARAMOUNT US32 SFA-? in US32 (Mirror Stainless Steel)	3-3/4" W (96mm) x 5-1/2" H (140mm) x 5/8" D (16mm) Projects .625" (16mm) from mounting surface Upscale Actuator (SFA) Switch with escutcheon plate in Mirror Stainless Steel (629) <i>(Please specify Legend for SFA Switch).</i>	\$636.29
 PARAMOUNT US32D SFA-? in US32D (Satin Stainless Steel)	3-3/4" W (96mm) x 5-1/2" H (140mm) x 5/8" D (16mm) Projects .625" (16mm) from mounting surface Upscale Actuator (SFA) Switch with escutcheon plate in Satin Stainless Steel (630) <i>(Please specify Legend for SFA Switch).</i>	\$603.82
Paramount Cuff	Description	List Price
 Paramount Cuff in US3	5-1/2" W (140mm) x 7-1/4" H (184mm) x 2-15/16" D (56mm) Projects 2.217 (56mm) from mounting surface Cuff for Paramount Switch with Base Plate in Mirror Brass (605 - uncoated)	\$405.80
 Paramount Cuff in US4	5-1/2" W (140mm) x 7-1/4" H (184mm) x 2-15/16" D (56mm) Projects 2.217 (56mm) from mounting surface Cuff for Paramount Switch with Base Plate in Satin Brass (606 - uncoated)	\$394.97
 Paramount Cuff in US10B	5-1/2" W (140mm) x 7-1/4" H (184mm) x 2-15/16" D (56mm) Projects 2.217 (56mm) from mounting surface Cuff for Paramount Switch with Base Plate in Oil Rubbed Antique Brass (613)	\$424.19
 Paramount Cuff in US32	5-1/2" W (140mm) x 7-1/4" H (184mm) x 2-15/16" D (56mm) Projects 2.217 (56mm) from mounting surface Cuff for Paramount Switch with Base Plate in Mirror Stainless Steel (629)	\$373.33
 Paramount Cuff in US32D	5-1/2" W (140mm) x 7-1/4" H (184mm) x 2-15/16" D (56mm) Projects 2.217 (56mm) from mounting surface Cuff for Paramount Switch with Base Plate in Satin Stainless Steel (630)	\$340.86















Wireless Switch Kits	Description	List Price
SKW 4x4 SW KIT 4-1/2" SQUARE ADA SWITCHES	Each Kit Includes: Choice of 2 Satin Stainless Steel US32D ADA Switches: 4x4-2 (PUSH TO OPEN) in Black Infill or 4x4-3 (ADA Logo and "PUSH TO OPEN") in Blue Infill or 4x4-5 (ADA Logo Only) in Blue Infill 2 Mounting Boxes - SURF SQ 4&6 BLK SURFACE MOUNT Choice of 2 Transmitters: SWTRAN300M or SWTRAN310M or SWTRAN433 Choice of 1 Receiver: REC2CHAN300/310 or REC1CHANNEL433	\$404.72
SKW 4R SW KIT 4-1/2" ROUND ADA SWITCHES	Each Kit Includes: Choice of 2 Satin Stainless Steel US32D ADA Switches: 4R-2 (PUSH TO OPEN) in Black Infill or 4R-3 (ADA Logo and "PUSH TO OPEN") in Blue Infill or 4R-5 (ADA Logo Only) in Blue Infill 2 Mounting Boxes - N4RS SURFACE MOUNT Choice of 2 Transmitters: SWTRAN300M or SWTRAN310M or SWTRAN433 Choice of 1 Receiver: REC2CHAN300/310 or REC1CHANNEL433	\$449.08
SKW 6X6 SW KIT 6" SQUARE ADA SWITCHES	Each Kit Includes: Choice of 2 Satin Stainless Steel US32D ADA Switches: 6x6-2 (PUSH TO OPEN) IN Black Infill or 6x6-3 (ADA Logo and "PUSH TO OPEN") in Blue Infill or 6x6-5 (ADA Logo Only) in Blue Infill 2 Mounting Boxes - SURF SQ 4&6 BLK SURFACE MOUNT Choice of 2 Transmitters: SWTRAN300M or SWTRAN310M or SWTRAN433 Choice of 1 Receiver: REC2CHAN300/310 or REC1CHANNEL433	\$411.20
SKW 6R SW KIT 6" ROUND ADA SWITCHES	Each Kit Includes: Choice of 2 Satin Stainless Steel US32D ADA Switches: 6R-2 (PUSH TO OPEN) In Black Infill or 6R-3 (ADA Logo and "PUSH TO OPEN") in Blue Infill or 6R-5 (ADA Logo Only) in Blue Infill 2 Mounting Boxes - N6RS SURFACE MOUNT Choice of 2 Transmitters: SWTRAN300M or SWTRAN310M or SWTRAN433 Choice of 1 Receiver: REC2CHAN300/310 or REC1CHANNEL433	\$454.49
SKW AA SW KIT 1-11/16" X 4-1/2" ADA SWITCHES	Each Kit Includes: Choice of 2 Satin Stainless Steel US32D ADA Switches: AA-2 (PUSH TO OPEN) in Black Infill or AA-3 (ADA Logo and "PUSH TO OPEN") in Blue Infill or AA-5 (ADA Logo Only) in Blue Infill 2 Mounting Boxes - JSB SURFACE MOUNT Choice of 2 Transmitters: SWTRAN300M or SWTRAN310M or SWTRAN433 Choice of 1 Receiver: REC2CHAN300/310 or REC1CHANNEL433	\$346.28


















 Narrow Key Switches 1-11/16" x 4-1/2"	US32D (630) Satin Stainless Steel	List Price
KS1N	Narrow Style 1 Pole Momentary	\$102.81
KS1N -CYL	Narrow Style 1 Pole Momentary (Less Cylinder)	\$87.05
KS2N MO	Narrow Style 2 Pole Momentary	\$113.62
KSM1N	Narrow Style 1 Pole Maintained	\$102.81
KSM2N	Narrow Style 2 Pole Maintained	\$109.29
KSM2N OOHRB	Narrow Style 2 Pole On/Off/Hold Open with Red & Blue Lights	\$376.57
 KSM1N-OOH	Narrow Style 1 Pole Maintained On/Off/Hold Open With Light	\$235.91
KSM1N-OOH-L	Narrow Style 1 Pole Maintained On/Off/Hold Open Minus Light	\$143.92
 Single Gang Key Switches 2-3/4" x 4-1/2"	US32D (630) Satin Stainless Steel	List Price
KS1P	Single Gang 1 Pole Momentary	\$102.81
KS1P-CYL	Single Gang 1 Pole Momentary (Less Cylinder)	\$87.05
KS1POOH-L	Single Gang 1 Pole Maintained On/Off/Hold Open Minus Light	\$137.42
KS2P	Single Gang 2 Pole Momentary	\$113.62
KSM1P	Single Gang 1 Pole Maintained	\$102.81
KSM2P	Single Gang 2 Pole Maintained	\$109.29
KSM2P OOHRB	Single Gang 2 Pole On/Off/Hold Open with Red & Blue Lights	\$386.31
KSM1P-OOH	Single Gang 1 Pole Maintained On/Off/Hold Open With Light	\$240.23
KSM1P-OOH-L	Single Gang 1 Pole Maintained On/Off/Hold Open Minus Light	\$143.92
Key Switches MAY BE ORDERED WITHOUT CYLINDERS: * PLEASE REQUEST QUOTE *		
	Mounting Boxes for Key Switches	List Price
 JSB	1-3/4" x 4-9/16" x 1-3/4" Narrow Jamb Black Surface Box (ABS) - For use with the KS-N Switches	\$17.31
 SURF SFA	2" x 4" x 1-3/4" Brown Box (Phenolic) - For use with the KS-P Switches	\$25.43
 SURF 4R	2" x 4" x 1-3/4" Brown Box W/ Adapter Plate (Phenolic) - For use with the KS-P Switches	\$37.33



 Square Key Switches 4-1/2" x 4-1/2"	US32D (630) Satin Stainless Steel	List Price
KS1-4	4-1/2" Square 1 Pole Momentary	\$154.74
KS1-4-CYL	4-1/2" Square 1 Pole Momentary (Less Cylinder)	\$138.99
KS2-4 MO	4-1/2" Square 2 Pole Momentary	\$125.52
KSM1-4	4-1/2" Square 1 Pole Maintained	\$109.29
KSM2-4	4-1/2" Square 2 Pole Maintained	\$135.26
KSM2-4 OOH	4-1/2" Square 2 Pole Maintained On/Off/Hold Open With Light	\$239.76
KSM1-4-OOH	4-1/2" Square 1 Pole Maintained On/Off/Hold Open With Light	\$244.56
KSM1-4-OOH-L	4-1/2" Square 1 Pole Maintained On/Off/Hold Open Minus Light	CALL FOR QUOTE
 KSM1-4XAA-3	KEYSWITCH AND SWITCH 4-1/2" Square 1 Pole Maintained with AA-3	\$214.26
KSM1-4XAA-?	KEYSWITCH AND SWITCH 4-1/2" Square 1 Pole Maintained with ? (choice of legend)	\$214.26
	Key Switches MAY BE ORDERED WITHOUT CYLINDERS: * PLEASE REQUEST QUOTE *	
	Mounting Boxes for Key Switches	List Price
 SURF SQ 4& 6 BLK	4-19/32" W (117mm) x 4-19/32" H (117mm) x 1-3/4" D (44mm) x 1-5/8" (41mm) Inside Depth durable Black ABS Surface Mount Box with unique battery change-out compartment - For use with the KS-4 Switches	\$28.13
Finishes	Custom Engraving/Finishes for Keyswitches	List Price
US32D	SATIN STAINLESS STEEL (630)	CALL FOR QUOTE
US32, US3, US4	US32: MIRROR STAINLESS STEEL (629), US3: MIRROR BRASS (605 - uncoated), US4: SATIN BRASS (606 - uncoated)	CALL FOR QUOTE
US10B	OIL RUBBED ANTIQUE BRASS (613)	CALL FOR QUOTE

Part Number	Customer Modification Kits and Replacement Parts	List Price
WR KIT 6 & 4	Weather Resistant (WR) Customer Modification Kit for 6" & 4-1/2" Switches	\$5.41
WR KIT AA & SFA	Weather Resistant (WR) Customer Modification Kit for AA & SFA Switches	\$5.41
1M594	Snap Action Switch	\$6.49
INGRESS' R® REPKT	INGRESS' R® Replacement Kit (snap action switch, return spring, switch bracket and screw switch bracket)	\$14.07
INGRESS' R® CAP KIT	INGRESS' R® Cap Kit (1 black ABS cap and 2 mounting screws)	\$15.83
SWITCH REPL 1P	1 Pole Microswitch Replacement Kit (Complete change out including wires)	\$12.45
SWITCH REPL 2P	2 Pole Microswitch Replacement Kit (Complete change out including wires)	\$36.00
1PDT MAINT TOG	1 Pole Maintained Toggle for Key Switch	\$21.64
1PDT MOM TOG	1 Pole Momentary Toggle for Key Switch	\$16.23
2PDT MAINT TOG	2 Pole Maintained Toggle for Key Switch	\$33.55
2PDT MOM TOG	2 Pole Momentary Toggle for Key Switch	\$21.64
Part Number	Tools for the Switches & INGRESS' R®	List Price
PT-5/64	Blue handle - Used for 6-32 Allen head screw, which are used on our AA Switches & 4" Switches	\$7.58
PT-3/32	White handle - Used for 8-32 Allen head screw, which are used on our 6" Switches	\$7.58
#8 SPANNER BIT	Tool for removing/installing INGRESS' R® Cap	\$5.41

868 Products	Description	List Price
 SWTRAN 868	Transmitter, 868 Frequency , Rolling Code and Switch Operation. Long range 50-75 feet (15-23 meters) and will work encased in metal, concrete walls and floors. Use with Switches or Bollards	\$78.80
 REC1CHANNEL 868	Receiver 1 Channel, 868 Frequency , Rolling Codes (Will hold 85 codes) 12/24 Volt, AC/DC, with adjustable time hold.	\$94.55
 2TRANS <u>L</u> 868	2 Button Large Transmitter, 868 Frequency , Rolling Code & Manual Operation	\$81.16

433 Products	Description	List Price
 1TRANS <u>L</u> 433	1 Button <u>Large</u> Transmitter, 433 Frequency , Rolling Code & Manual Operation	\$48.69
 1TRANS <u>M</u> 433	1 Button <u>Mini</u> Transmitter, 433 Frequency , Rolling Code & Manual Operation	\$48.69
 2TRANS <u>L</u> 433	2 Button <u>Large</u> Transmitter, 433 Frequency , Rolling Code & Manual Operation	\$81.16
 2TRANS <u>M</u> 433	2 Button <u>Mini</u> Transmitter, 433 Frequency , Rolling Code & Manual Operation	\$81.16
 4TRANS <u>L</u> 433	4 Button <u>Large</u> Transmitter, 433 Frequency , Rolling Code & Manual Operation	\$87.65
 SWTRAN 433	Transmitter, 433 Frequency , Rolling Code & Switch Operation Use with Switches or Bollards	\$64.92
 REC VESTSEQ 433	Receiver : Wireless Vestibules Sequencer, 433 Frequency & Switch Operation, 12/24 Volt, AC/DC *** Requires 2 per application ***	\$146.08
 REC1CHANNEL 433	Receiver 1 Channel, 433 Frequency , Rolling Codes (Will hold 85 codes) 12/24 Volt, AC/DC, with adjustable time hold.	\$77.91
 REC2CHAN EXT433	Receiver 2 Channel, 433 Frequency , Rolling Codes (Will hold 85 codes) 12/24 Volt, AC/DC	\$147.17
 PKF 433	Transmitter - No Button, Activated by touch, 433 Frequency , & Manual Operation	\$136.34
RFID Products	Description	List Price
 RFID 433 AUTO SIG	Automatic Signaling Transmitter used with RFID 433 REC 1D or RFID 433 REC WG only. Does <u>not</u> work with standard 433 products.	\$112.54
 RFID 433 1 TRANS	Manual Signal 1 Button Transmitter used RFID 433 REC 1D or RFID 433 REC WG only. Does <u>not</u> work with standard 433 products.	\$117.95
 RFID 433 REC 1D	Receiver 1 Channel for Single Door use with RFID 433 AUTO SIGNAL or RFID 433 1 TRANSMITTER only. Does <u>not</u> work with standard 433 products.	\$397.14
 RFID 433 REC WG	Receiver 1 Channel for Wiegand Input use with RFID 433 AUTO SIGNAL or RFID 433 1 TRANSMITTER only. Does <u>not</u> work with standard 433 products.	\$446.91

300 Frequency	Description	List Price
 1 TRANS L 300	1 Button Large Transmitter (10-dip switches)	\$48.69
 1 TRANS M 300	1 Button Mini Transmitter (10-dip switches)	\$48.69
 2 TRANS L 300	2 Buttons Large Transmitter (10-dip switches per channel)	\$81.16
 2 TRANS M 300	2 Buttons Mini Transmitter (10-dip switches per channel)	\$81.16
 4 TRANS L 300	4 Buttons Large Transmitter (10-dip switches per channel)	\$87.65
 SWTRAN300M	Mini Transmitter (10-dip switches) Use with Switches or Bollards	\$64.92
310 Frequency	Description	List Price
 1 TRANS L 310	1 Button Large Transmitter (10-dip switches)	\$48.69
 1 TRANS M 310	1 Button Mini Transmitter (10-dip switches)	\$48.69
 2 TRANS L 310	2 Buttons Large Transmitter (10-dip switches per channel)	\$81.16
 2 TRANS M 310	2 Buttons Mini Transmitter (10-dip switches per channel)	\$81.16
 4 TRANS L 310	4 Buttons Large Transmitter (10-dip switches per channel)	\$87.65
 SWTRAN310M	Mini Transmitter (8-dip switches) ***Can only be used with Wikk's Receiver 2 Channel 300/310*** Use with Switches or Bollards	\$64.92
 SWTRAN310M LINEAR	Mini Transmitter (10- dip switches) Use with Switches or Bollards	\$64.92
	Description	List Price
 REC2CHAN300/310	Receiver 2 Channels, 12 or 24V, AC/DC, 300/310 Frequency 9 terminal operator with antenna, Single/Dual Channel	\$77.91
 REC300/310HOLD	Receiver 2 Channels, 12 or 24V, AC/DC, 300/310 Frequency 9 terminal operator with antenna, Single/Dual Channel w/Time Hold ***Use with Mag Lock or Strike***	\$113.62
 ALT ACT'N RELAY	Alternative Action Relay -Changes momentary switch to maintained.	\$187.21
 SEQ. & LOCK RELAY	Door Sequencing/Electric Lock Relay -Creates a momentary delay before switch activation to allow the release of another device.	\$281.35
24V 40VA TRANS	Transformer to convert 120V AC to 24V AC	\$75.75

Part Number	Wikk Touchless Switch	List Price
 SFA No Touch US32D	2-3/4" Wide x 4-1/2" Tall x 1-1/8" Deep, Satin Stainless Steel (630) Touchless switch with "No Touch" written on the sensor. Sensing Range is up to 4" , Dual LED, illuminated sensor, <i>Red/Green</i> indicates Inactive/Active status, Interior Application, 12/24VDC, Mounts on a standard single gang electrical box	\$119.03
 4x4 No Touch US32D	4-1/2" Square x 1-1/8" Deep, Satin Stainless Steel (630) Touchless switch with "No Touch" written on the sensor. Sensing Range is up to 4", Dual LED, illuminated sensor, <i>Red/Green</i> indicates Inactive/Active status, Interior Application, 12/24VDC, Mounts on a standard double gang electrical box	\$205.60

Quantity	Sterile Source AM Anti-Microbial Coating Products	Add To List Price
1 - 24	ALL: AA & SFA Switches	\$27.00
25 - 49	ALL: AA & SFA Switches	\$14.00
50+	ALL: AA & SFA Switches	\$13.00
Quantity	Products	Add To List Price
1 - 19	ALL: 4R, 4X4, 6R, 6X6	\$27.00
20 - 39	ALL: 4R, 4X4, 6R, 6X6	\$17.00
40+	ALL: 4R, 4X4, 6R, 6X6	\$16.00
Quantity	Products	Add To List Price
1 - 7	<i>INGRESS' R</i> ® - Aluminum Finish Clear (628) or Dark Bronze (710)	\$67.00
8 - 15	<i>INGRESS' R</i> ® - Aluminum Finish Clear (628) or Dark Bronze (710)	\$63.00
16 - 31	<i>INGRESS' R</i> ® - Aluminum Finish Clear (628) or Dark Bronze (710)	\$58.00
32+	<i>INGRESS' R</i> ® - Aluminum Finish Clear (628) or Dark Bronze (710)	\$51.00
Quantity	Products	Add To List Price
1 - 9	Bollards: Any Aluminum Finish	\$97.00
10+	Bollards: Any Aluminum Finish	\$67.00
	Lead time is 1-2 Weeks Please contact Wikk for any other products: 877-421-9490	
	<u><i>There is a \$150.00 Set Up Fee for every order placed . No Discount given on the Set Up Fee.</i></u>	