

EntryCheck™ 921P & 924P

Digital Keypads x Secure Electronics



The SDC 921P and the 924P EntryCheck™ are indoor/outdoor stand-alone digital keypads with Prox Reader and Controller (2-piece configuration), designed to control access of a single entry point with up to 500 users. Each user is assigned a proximity card and/or a personal identification number (PIN). Presentation of a proximity card or keypad entry of a code activates one or both of the output relays which releases an electric door lock.



FEATURES

- Weather Resistant
- Heavy Cast Vandal Resistant Housing
- Heavy Cast Metal Blue Backlit Keys
- Keypad Programmable
- 500 Users, Prox card and/or PIN Codes
- 4 Outputs, 2 Relay and 2 Solid State Outputs Timed or Latching (On/Off)
- Assign Entry to Relays 1 and/or 2
- LED Status: Access, Lockout
- Tactile Keys with Selectable Audible Levels for Key Depression or Output Activation
- Timed Anti-Passback, Anti-Tailgate
- Keypad Tamper Lockout
- Request-to-Exit/Enter Input
- Choice of Door Sense/Relay Inhibit Input Functions; Forced Entry, Door Ajar, or Inhibit Relay 1 or 2, Auto Relock When Door Closes
- Choice of 2 Solid State Outputs Functions; Alarm Shunt, Forced Entry, Door Ajar, Tamper Lockout or Keypad Active

MODES:

3 User Modes:

- PIN or Card
- Card Only
- Card and PIN
HID-Compatible (125kHz-RFID)

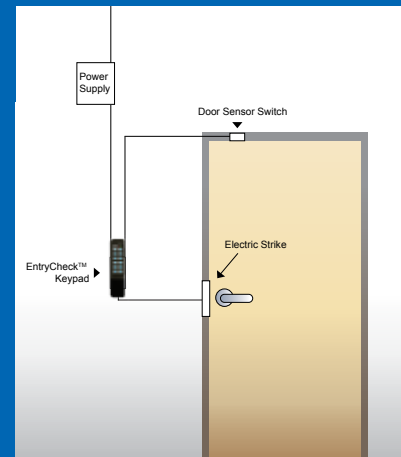
MODELS	
 921P	Standalone Surface Mount Digital Keypad with Prox Reader and Controller
 924P	Standalone Surface Mount Narrow Digital Keypad with Prox Reader and Controller



PROGRAMMING OPTIONS

The 921 and 924 EntryCheck™ series includes a Door Sense/Inhibit Input feature. When programmed for “Door Sense”, a door position switch wired into the input and detects a “forced entry” or “door ajar” condition. When programmed for “Inhibit Input”, a maintained switch or automatic timer wired into the input will disable the activation of the main

relay. The EntryCheck™ also has a request-to-exit input for connection to an exit switch and/or fire access key switch for fire/emergency access. When access is granted, the shunt option is activated shunting alarm contacts on the door or gate. This prevents triggering of an alarm during authorized access.



921P SPECIFICATIONS







Voltage	12/24 VAC/DC
Current	30mA Typical, 150mA Maximum
Outputs	Relay 1 - SPDT 5 Amps @ 30VDC Relay 2 - SPDT 2 Amps @ 30VDC Switch to Common Outputs 3 & 4 – 100mA @ 30VDC
Temperature	-22°F to + 149°F (-30°C to + 65°C)
Humidity	5% to 95% Non-Condensing
Finish	Powder Coat Painted Cast Metal
Keypad	3"W x 5-3/4"H x 1-7/16"D (1.5" Wall Projection) Surface mount
Enclosure	7-3/4" W x 5-3/4" H x 3-1/2" D
Weight	2.65 lb

924P SPECIFICATIONS

Voltage	12/24 VAC/DC
Current	30mA Typical, 150mA Maximum
Outputs	Relay 1 - SPDT 5 Amps @ 30VDC Relay 2 - SPDT 2 Amps @ 30VDC Switch to Common Outputs 3 & 4 – 100mA @ 30VDC
Temperature	-20°F to + 130°F (-30°C to + 65°C)
Humidity	5% to 95% Non-Condensing
Finish	Powder Coat Painted Cast Metal
Keypad	1-3/4"W x 7-5/16"H x 1-3/8"D (1.5" Wall Projection) Surface mount
Enclosure	7-3/4" W x 5-3/4" H x 3-1/2" D
Weight	2.45 lb

ACCESSORIES

PROX CARDS AND KEY FOBS

-  **HID1326-25** Proximity Card , 25 Cards
-  **HID1326-100** Proximity Card, 100 Cards
-  **HID1346-10** Proximity Key Fob, 10 Key Fobs
-  **HID1346-100** Proximity Key Fob, 100 Key Fobs
-  **PTAG-10** Proximity Disc Tag, 10 Tags
-  **PTAG-25** Proximity Disc Tag, 25 Tags

