

Locks and Dead Bolts

The global leader in
door opening solutions

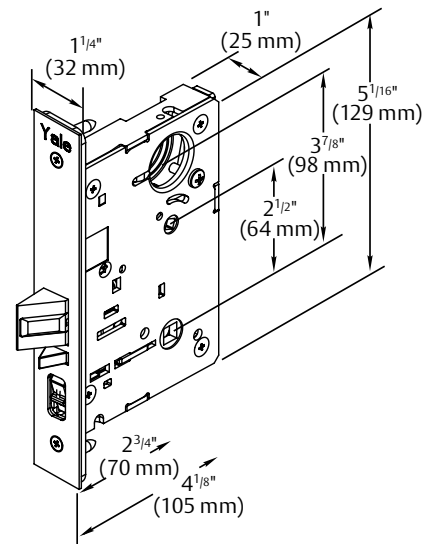
ASSA ABLOY



Yale® 8800 Series Mortise Locks

Features

- Works with Center Lock Patch
- 3 Mechanical Functions
- Field reversible
- Trim Options
 - 11 lever styles: 4 standard, 7 decorative
 - Internal heavy-duty spring cartridge prevents lever sag
 - Through-bolted installation ensures positive alignment of trim with lock case
- 1 Rosette
- 10-year mechanical warranty



Technical Specifications

Materials:

- Solid investment cast stainless steel deadbolt
- Stainless steel latchbolt
- Solid steel hubs
- Wrought steel, zinc dichromated case
- Solid cast brass levers

System:

- Mortise Lock Functions
 - Passage (ANSI F01) (ML-PAS)
 - Entry (ANSI F04) (ML-ENT)
 - Office/Classroom (ML-OFF)
- Armor Front: 8" x 1 1/4"
- Latchbolt: 3/4" throw, one-piece, anti-friction
- Backset: 2 3/4"
- Hubs: 3/8" fine-blanked and heat treated for additional strength
- Strike: 2815 curved lip, 1 1/4" long; non-handed
- Cylinders ordered separately
 - Standard cylinder - Para keyway or keyed random
 - Fixed core Schlage "C" keyway - keyed random

Approvals and Listings:

- ADA compliant – ANSI A117.1
- ANSI/BHMA A156.13, Series 1000, Operational Grade 1
- UL/cUL 3 Hour
- Windstorm Certified (refer to local codes)

Finish Options:


- Satin Nickel Plated, Clear Coated (US15/619)
- Bright Nickel Plated, Clear Coated (US14/618)
- Extra Dark Bronze Equivalent (314E)

Trim Options:

Standard Levers



Reflections® Decorative Levers



Rosette



Center Lock Housings

Center Lock Patch

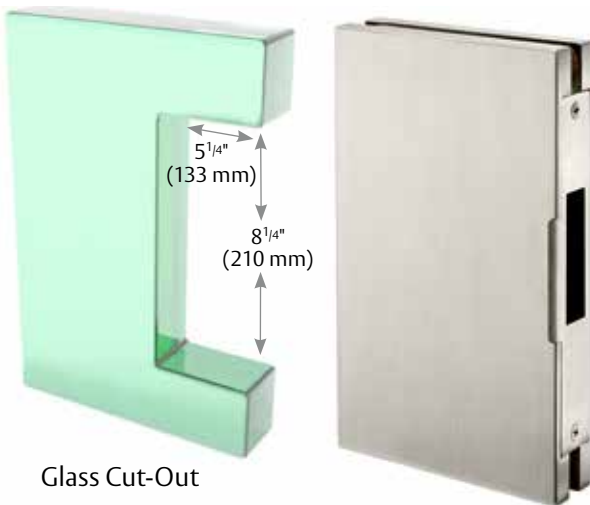
- Patch housing for YALE® Mortise Lock*
 - Entry (CLH-ENT)
 - Office (CLH-OFF)
 - Passage (CLH-PAS)
- 6" W x 10" H
- Available for 1/2" thick glass
- Glass cut-out required
- No cement or silicone required for installation
- 2-year warranty
- Finishes: US14/618, US15/619, 314E

*Custom options for Corbin Russwin/Sargent available



Entry/Office

Passage



Glass Cut-Out

Center Patch Keeper (CLK)

- Opposite center lock patch on sidelite and double door applications
- Holds strike plate for 8800 mortise lock
- 6"W x 10"H
- Available for 1/2" thick glass
- Glass cut-out required
- No cement or silicone required for installation
- 2-year warranty
- Finishes: US14/618, US15/619, 314E

Dead Bolts

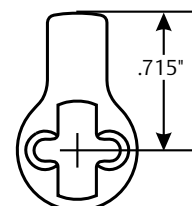
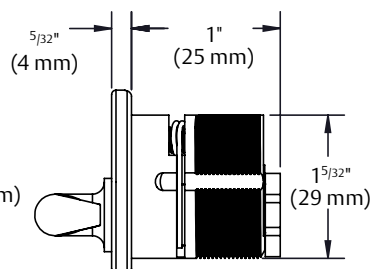
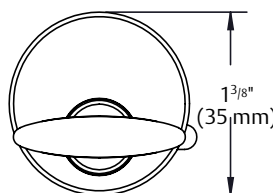
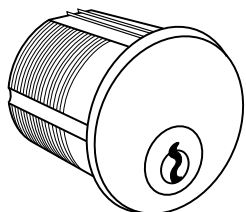
Dead Bolt Lock (PF-DBLOCK) and Dead Bolt Strike (PF-DBSTRIKE)

- 2 5/8" W x 6" H
- Available for 1/2" or 3/8" thick glass
- Glass cut-out required
- No cement or silicone required for installation
- 2-year warranty
- Finishes: US32D/630, US32/629, US28/628, 314



Dead Bolt Lock Cylinder, Thumbturn and Cam

1" Cylinder (PFD-LOCKCYL)



ASSA ABLOY is the global leader in door opening solutions, dedicated to satisfying end-user needs for security, safety and convenience

ASSA ABLOY

ASSA ABLOY Glass Solutions
300 Main Street
Rockwood, PA 15557
CustomerService.GlassSolutions@assaabloy.com
PH: 855-594-6989
www.assaabloyglass.us

Copyright © 2017, ASSA ABLOY Inc. All rights reserved. Reproduction in whole or in part without the express written permission of ASSA ABLOY Inc. is prohibited.

05/17 3305P