




Price book 5

Effective August 12, 2017 • Rev 8/17



This price list supersedes and cancels all previous price lists. Prices shown are subject to change without notice.

Administrative Offices

Allegion Administrative Office
11819 N. Pennsylvania St.
Carmel, IN 46032
allegion.com/us

Placing orders

You can place orders with Allegion via the fax numbers or emails listed below:

Mechanical Locks & Key Systems
Fax#: 1-800-452-0665

Email: Order_Entry_Schlage_Commercial@allegion.com

Residential Locks

Fax#: 1-800-366-5625

Email: Res_Contact_Center@allegion.com

FastTrack

Fax#: 1-800-288-4242

Email: Order_Fasttrack@allegion.com

Customer Care

Our Customer Care Representatives are available for questions or assistance.

You can reach them at **877-671-7011** (Press 1 for Sales Support | Press 2 for Product Support | Press 3 for SSC) or through the email addresses listed below:

Sales Support

Carolinas

(North Carolina, South Carolina, Virginia)
Carolinas_Sales_Support@allegion.com

Central

(Arkansas, Illinois, Iowa, Kansas, Missouri, Nebraska, Oklahoma)
Central_Sales_Support@allegion.com

Chicago

(Illinois-Northern, Wisconsin)
Chicago_Sales_Support@allegion.com

Florida

Florida_Sales_Support@allegion.com

Great Lakes

(New York, Pennsylvania)
Great_Lakes_Sales_Support@allegion.com

Metro New York

Metro_New_York_Sales_Support@allegion.com

Michigan

Michigan_Sales_Support@allegion.com

Mid Atlantic

(Delaware, Maryland, New Jersey)
Mid_Atlantic_Sales_Support@allegion.com

Midwest

(Indiana, Kentucky, Ohio, West Virginia)
Midwest_Sales_Support@allegion.com

Mountain States

(Colorado, Idaho, Montana, Nevada, Utah, Wyoming)
Mountain_States_Sales_Support@allegion.com

New England

(Connecticut, Main, Massachusetts, New Hampshire, Rhode Island, Vermont)
New_England_Sales_Support@allegion.com

North Central

(Minnesota, North Dakota, South Dakota)
North_Central_Sales_Support@allegion.com

Northern California

Northern_California_Sales_Support@allegion.com

Northwest

(Alaska, Oregon, Washington)
Northwest_Sales_Support@allegion.com

South

(Alabama, Georgia, Louisiana, Mississippi, Tennessee)
South_Sales_Support@allegion.com

Southern California

(California-Southern, Hawaii)
Southern_California_Sales_Support@allegion.com

Southwest

(Arizona, New Mexico)
Southwest_Sales_Support@allegion.com

Texas

Texas_Sales_Support@allegion.com

Technical Product Support

Mechanical Locks/Keying Systems

Mechanical_Locks_TechProdSupport@allegion.com

Request for Quote

Carolinas

(North Carolina, South Carolina, Virginia)
Carolinas.Quotes@allegion.com

Central

(Arkansas, Illinois, Iowa, Kansas, Missouri, Nebraska, Oklahoma)
Central.Quotes@allegion.com

Chicago

(Illinois-Northern, Wisconsin)
Chicago.Quotes@allegion.com

Florida

Florida.Quotes@allegion.com

Great Lakes

(New York, Pennsylvania)
GreatLakes.Quotes@allegion.com

Metro New York

Metro.Quotes@allegion.com

Michigan

Michigan.Quotes@allegion.com

Mid Atlantic

(Delaware, Maryland, New Jersey)
MidAtlantic.Quotes@allegion.com

Midwest

(Indiana, Kentucky, Ohio, West Virginia)
Midwest.Quotes@allegion.com

Mountain States

(Colorado, Idaho, Montana, Nevada, Utah, Wyoming)
Mtn.States.Quotes@allegion.com

New England

(Connecticut, Main, Massachusetts, New Hampshire, Rhode Island, Vermont)
NewEngland.Quotes@allegion.com

North Central

(Minnesota, North Dakota, South Dakota)
NorthCentral.Quotes@allegion.com

Northern California

NoCal.Quotes@allegion.com

Northwest

(Alaska, Oregon, Washington)
Northwest.Quotes@allegion.com

South

(Alabama, Georgia, Louisiana, Mississippi, Tennessee)
South.Quotes@allegion.com

Southern California

(California-Southern, Hawaii)
SoCal.Quotes@allegion.com

Southwest

(Arizona, New Mexico)
Southwest.Quotes@allegion.com

Texas

Texas.Quotes@allegion.com

Terms & Conditions	10-28
Allegion General Terms & Conditions.....	10
Schlage Standard Terms	14
Product Warranties	17
Commercial Applications.....	17
Residential Applications	17
Distributor Function and Location Policy ...	18
Cylinder Policies.....	21
Primus® Sales Policy	21
Everest® Sales Policy	21
Everest Small Format Interchangeable	
Core Key Control Policies	21
Restricted Keyway Policy.....	21
Construction Core Program Policy	21
Master Key Shipment Policy.....	23
Hardware Finishes	24
Forms & Examples	29-56
How To Order	30
Ordering Examples.....	31
Order Forms.....	32
Using Order Forms	33
Sequential List of Order Forms	34

CYLINDRICAL	57-112
A-Series	57-70
Functions	60
Complete Locks	61
Options	63
Parts	65
AL-Series	71-84
Functions	74
Complete Locks	75
Options	77
Parts	79
D-Series Knobs	85-96
Functions	88
Complete Locks	89
Options	91
Parts	94
ND-Series Levers	97-111
Functions	100
Complete Locks	103
Options	105
Parts	110

DEADBOLT	115-148
B250-Series	115-124
Functions	118
Complete Locks	119
Options	120
Parts	121
B500-Series	125-136
Functions	128
Complete Locks	129
Options	130
Parts	132
B600/700/800-Series	137-148
Functions	140
Complete Locks	141
Options	142
Parts	143

MORTISE	149-194
L-Series	149-194
Functions	152
Complete Locks	152
Options	170
Distributor Pack Program	176
Parts	181

MULTIPOINT	195-218
LM9200-Series	198-218
Functions	198
Complete Locks	200
Options	208
Parts	211

Table of Contents

INTERCONNECTED 219-252

CS210-Series 219-252

Functions	222
Complete Locks	223
Options	226
Parts	227

H-Series 229-242

Functions	232
Complete Locks	233
Options	234
Parts	235

S200-Series 243-252

Functions	246
Complete Locks	247

Options 249

Parts	250
-------------	-----

TUBULAR 253-272

LT-Series 253-262

Functions	256
Complete Locks	256
Options	260
Parts	261

S-Series 263-272

Functions	266
Complete Locks	267
Options	269
Parts	270

SPECIALTY 273-284

HL-Series 273-284

Functions	276
Parts	280

PORTABLE SECURITY 285-298

Portable Security 284-298

PL Series Cross Reference	288
Key-In-Knob with Cylinder	289
Key-In-Knob Less Cylinder	290
SFIC Less Cylinder	291
Full Size IC Core	292
Custom Engraving Brass Padlocks and Chrome Plated Brass Padlocks	293
Parts and Accessories	294
Flex Security	296

CYLINDERS / KEYS / AUXILIARY 299-412

Cylinders 299-356

Multiple Tailpiece Cylinders	302
Bulk Pack Cylinders	303
Primus Cylinders-Sub-Assembled	307
A & H, AL, CL, D, ND, F, FA, PL, S & S200	308
B500	316
B250, B400, E/B, F100, H, MD, S200	318
B600/700/800	322
Mortise	326
Schlage cylinders for Falcon & Von Duprin	337
Rim Cylinders	339
Interchangeable Cores	341
Competitor Retrofit Cylinders	343
Letter/Mail Box	348
Special Cylinders	349
Pins, Springs & Pinning Components	350
Plugs	354
Shells	356

Keys & Keying 357-404

Keys Ordered Separately	360
Key Stamping	375
Cylinder Stamping	376
Construction Core Program	377
Keying Charges	379
SITEMASTER 200®	382

CL-Series 405-412

Complete Locks	408
Options	409

TOOLS AND KITS 413-422

Tools & Kits 413-421

Keying Tools & Kits	415
Tools	418
Kits	419

Merchandising Aids 423-426

Display Mounts	424
Miscellaneous	426

PARTS INDEX 427-442

Index 427-442

	Ordering Options	Form Name and Number	Notes
Commercial Products *	1. Standard Orders These orders are for the comprehensive listing of the current product offering shown in this price book.	Your Purchase Order See information required on your order in "Forms & Examples" price book tab.	All orders will be processed based on normal factory lead times. An anticipated ship date will be included with each order acknowledgement.
	2. Schlage Innovation Center Orders (RFQ) These orders are for Request For Quote (RFQ) orders which are not covered in the price book and are subject to longer lead times. These orders may not be combined with any Master Keyed or Non-Master Keyed products. Use this process for custom logo requests.	Schlage Innovations Center Product Request Form See the "Innovation Center Product Request Process" on Page 6.	These products are not in the price book and must be requested for consideration. Instructions are included in the Innovations Center Product Request Process in this section.
	3. FastTrack Orders These orders are for products in the FastTrack price book and qualify for expedited order processing. This program includes Schlage and Allegion brand products. Please consult your sales representative for FastTrack program availability in your area.	Refer to FastTrack price book.	See current FastTrack price book. Phone number 1-877-671-7011 or fax number 1-800-288-4242.
Keys	1. Master Keyed Orders These orders are subject to standard lead time and process. Please attach the necessary forms if a restricted key system or Primus order.	Master Keyed Order Form ms-i100.01 Rev. 3/14 ms-i100.02 Rev. 3/14 ms-i150 Rev. 3/14	Use of order forms other than Schlage order forms can result in an increased lead time. An anticipated ship date will be included with each order acknowledgement.
	2. Non-Master Keyed Orders These orders are subject to standard lead time and process. If you are ordering a restricted key system or Primus order, please attach the necessary forms.	Non-Master Keyed Order Form ms-i250 Rev. 3/14 ms-i300 Rev. 3/14	Use of order forms other than Schlage order forms can result in an increased lead time.
	3. Primus Face Sheet Original signed form must accompany any Primus or Primus XP level 3, 4, or 9 order.	Primus Face Sheet ms-e120 Rev. 3/14	Must submit original forms, copies are not accepted.
	4. Primus Signature Card Original signed form must accompany any NEW Primus or Primus XP level 3, 4, or 9 order.	Primus Signature Form ms-e130 Rev. 03/14	Please make sure the form identifies the key system as NEW or EXISTING. If removeable cores, make sure control keys are ordered. Do not forget to mark the type of keys, stamping information, etc.
	5. Key System Summary Please fill in all appropriate fields. Contact your local SSC sales office for help.	Key System Summary ms-i200 Rev. 3/14 All 4 Pages	All orders will be processed based on normal factory lead times. An anticipated ship date will be included with each order acknowledgement.
Residential	1. Standard Order Plan All residential Schlage, and Dexter by Schlage products currently listed in this price book.	Your Purchase Order see information required on your order in "Forms & Examples" price book tab.	All orders will be processed based on normal factory lead times. An anticipated ship date will be included with each order acknowledgement.

How to Use the Price Book

Standard Products

In each tabbed section of this Price Book you will find a comprehensive listing of our current offering per product series. Products should be ordered via the traditional method by designating the product, design, finish, handing, and options for each line item (refer to “How to Order” in the Forms & Examples section of the price book). All orders will be processed based on normal factory lead times. These lead times vary throughout the year and are affected by production volumes, supplier schedules and quantity demands. An anticipated ship date will be included with each order acknowledgement.

Some of the products listed in these sections require extended lead times. You will find the hourglass symbol (⌚) associated with products that require extended lead times so that you are aware of this condition prior to placing your order. Products included in this classification are those items that represent a unique combination of product attributes (i.e. finish, trim, function, etc.) that typically require additional manufacturing care and attention. Products marked “⌚” will routinely exceed normal factory lead times and anticipated ship dates will be indicated with each order acknowledgement.

Schlage Innovation Center Product Request Process

Schlage Innovation Products are products that are not in the price book and are formally requested through the Schlage Innovation Center Product Request Process. Examples of these products include:

- Products which at one time were offered for sale by Schlage but are no longer available in the current price book.
- Finishes not listed as standard for a product in the price book.
- “True” custom products, which are new variations on current or past products.
- Custom logo requests.

How to Request a Quote for a Custom Lock Product

- Custom lock products can only be ordered by and shipped to current Allegion Channel Partners
- Innovation Center Product Request Form can be obtained by:
 - Sending an email request to Mechanical_Locks_TechProdSupport@allegion.com
 - Searching Knowledge Center tool at <http://kc.allegion.com/> for Innovation Center Product Request Form
 - Contact Schlage Product Support at 877-671-7011, option 2, option 1
- Send the completed request form to Mechanical_Locks_TechProdSupport@allegion.com
- Upon receipt the Innovation Center Product Request Form coordinator will assign an RFQ#, review, and clarify the request as needed
- Within 5-working days your request will be either denied or approved
 - If approved, Schlage will communicate the RFQ#, NET pricing, and lead time
 - If denied you will be notified with an explanation
- RFQ# is valid for 6 months
- To place an order submit the approved RFQ form and purchase order with the RFQ# prominently displayed to Order_Entry_Schlage_Commercial@allegion.com
- Changes to the original request after a quote approval may incur additional charges and affect lead time
 - Prior to PO submittal send all change requests to Mechanical_Locks_TechProdSupport@allegion.com
- RFQ items must be ordered on a separate stand-alone purchase order and cannot be on an order with NON-RFQ items

For additional information, please contact Technical Product Support at 877-671-7011.

Commercial Master Keyed Orders

MASTER KEYED ORDERS	LEAD TIMES
Schlage Forms (MS-I200, MS-I100, MS-I150) Non-Schlage Forms	<div style="border: 1px solid black; padding: 2px; display: inline-block;">Factory Lead Time</div>
	<div style="border: 1px solid black; padding: 2px; display: inline-block;">Extended Lead Time</div>
	Additional 5 Working Days Minimum

In an effort to expedite the process of managing our growing volume of Master Keyed order requests, Master Keyed orders submitted in the following choice of formats will receive factory lead times based on the following criteria:

- Orders submitted on the Key System Summary form (MS-I200) and the Master Keyed Order forms (MS-I100 and MS-I150)

OR

- Orders submitted on the Key System Summary form (MS-I200) and your purchase order with information specified in the following sequence:

Qty	Product	Design	Finish	Hand	Latch	Strike	Add'l Details
Door Detail Information				DHI Key Symbol			

Lead times for Master Keyed orders in any other format will be extended at least 5 additional working days. In all cases, allow additional lead time for clarifications and complex keying requirements. The Master Keyed order forms are located in the Forms & Examples/Keys and Keying sections of the price book. For your convenience you can download the Master Keyed order forms from our web site at allegion.com/us

Residential Keying

Residential Master Key (RMK): RMK is a single key that will grant access to all opening with in the facility (i.e. master key). Additionally, each tenant would need to be provided with a key that will grant them access to their apartment only. The same keying situation would exist in any form of a multi family housing complex.

Residential Construction Keying (RCK): RCK (also referred to as loss ball) by design allows the use of a temporary master key during the construction phase of a project. At the end of the construction phase, the use of the homeowner key will trigger the lost ball construction device, thus eliminating the temporary master key used during construction.

Common Pricing Information	
1.	Locks are furnished with standard features unless otherwise specified.
2.	Door thickness is 1 ¾" unless otherwise specified.
3.	Split finishes and designs will be priced at the highest list price of the design and/or finish.
4.	Engineering specials are denoted by a part number beginning with "X".
5.	⌚ denotes a lock or part that requires an extended lead time.
6.	👤 denotes a handed product and requires handing to be specified.
7.	For all restricted keyways (Everest D, Everest 29 T, Quad, Numbered, Reversed) add \$16.00. This does not apply to Primus cylinders. See Terms and Conditions for ordering information and requirements.
8.	Locks, keys and cylinders containing restricted keyways require additional documentation to order. Please see Terms and Conditions for the specific requirements.
9.	Keyway must be specified for keyed functions and cylinders. If not specified, default keyway will be S123 for KA, KD and 0-bitted product and S145 for Factory managed masterkey systems.
10.	Multiple keying options are available. Locks and cylinders are furnished KD unless otherwise specified or excepted by notation.
11.	Control Keys for permanent and construction cores are not included with the lock or cylinder and must be ordered separately.
12.	Locks specified with "C" keyway and KD or 0-bitted will receive 6 pin cylinders.
13.	Full Size Interchangeable Cores (FSIC) are furnished 1-bitted unless otherwise specified. If 0-bitted is selected, the order will be entered as 1-bitted. This does not apply to FSIC Primus® cores.
14.	Conventional cylinders, Primus cylinders (conventional and FSIC) can be supplied 0-bitted. If 1-bitted is selected, the order will be entered as 0-bitted.
15.	Available plug face finishes are 606 and 626. For brass or bronze finish colors, the plug face finish is 606. For chrome, nickel or stainless steel finish colors, the plug face finish is 626.
16.	Specify LKB if 0-bitted Primus cylinders are required "Less Key Blanks." Deduct \$15.40 per cylinder.
17.	Cut keys ordered with locks are priced according to appropriate extra cut key charge listed on page Keys-26
18.	Grand master sections L, LP (Primus) and Y are supplied in stainless steel only and are recommended to be cut at the factory only
18.	Stamping standards and charges are listed on page Keys-18
20.	Keying services and associated charges are listed on page Keys-22
21.	All Primus 1+ key orders must contain the locksmith ID
22.	All restricted key orders are subject to the restricted keyway sales policies are listed in Terms & Conditions
23.	For hotel function cylinders: Not available in Primus. Furnished 0-bitted. Emergency keys must be ordered separately.
24.	Locks and cylinders will be furnished with 2 keys each as standard. Additional keys will be charge at the additional cut keys charge appropriate for the cylinder/key type

Table of Contents	
General Terms and Conditions for Sales and Service	Terms-2
Standard Schlage Product Terms and Conditions	Terms-6
Product Warranties	Terms-9
Commercial Applications	Terms-9
Residential Applications	Terms-10
Distributor Function and Location Policy	Terms-10
Cylinder Policies	Terms-11
Schlage Key Systems	Terms-11
Restricted Keyway Policy	Terms-12
Construction Core Program Policy	Terms-13
Primus® Sales Policy	Terms-13
Master Key Shipment Policy	Terms-15
Hardware Finishes	Terms-16
How To Order	Forms and Examples

Allegion General Terms and Conditions of Sale and Service

1. GENERAL/ACCEPTANCE. (a) This Agreement contains the only terms and conditions by which Company will quote and sell Deliverables to Customer; (b) The terms "purchase order" or "order" for the purposes of this Agreement include the term "request for quotation," as appropriate; (c) This Agreement supersedes all pre-printed or boilerplate terms and conditions set forth in any purchase order issued by Customer; (d) No reference herein to Customer's purchase order will in any way incorporate different or additional terms and conditions, all of which Company hereby expressly objects to; (e) **ANY ACCEPTANCE BY COMPANY OF CUSTOMER'S PURCHASE ORDER IS EXPRESSLY CONDITIONED ON THE CUSTOMER'S ASSENT TO AND ACCEPTANCE OF THE TERMS AND CONDITIONS CONTAINED IN THIS AGREEMENT;** (f) Company reserves the right to decline any order, in whole or in part, for any reason.

2. ORDERS.

a. **Order Processing.** When Customer wishes to place an order for Deliverables, it will deliver to Company a purchase order. All such purchase orders must (i) be in a written format acceptable to Company, (ii) be legible, (iii) include a purchase order number, (iv) include Customer's account number, invoice address, ship to address, shipping method, shipper's letter of instruction for international shipments, part number, pricing, and designated contact information, (v) include, if applicable, any special configuration ID numbers, necessary programming information, special factory instructions, and requested specifications regarding a particular finish, handing, design, backset, or strike, (vi) reference any applicable pricing discounts under an ongoing buying program or based on a written quote from Company, along with the applicable buying program number or quotation number, and (vii) not combine buying program and quoted product on the same order.

b. **Minimum Orders.** In the event the order value does not meet any required minimum net Deliverable value, Company may, at its sole discretion, (i) increase the quantity of items in the order to meet the minimum net Deliverable value requirement; (ii) apply a minimum order charge; (iii) reject the order, or (iv) waive the requirement, provided that the waiver of a requirement for one order shall not constitute a waiver of the requirement for any future orders.

c. **Acceptance of Purchase Orders.** Company will endeavor to (i) acknowledge receipt of each purchase order issued in accordance with this Agreement, and (ii) notify Customer whether Company accepts or rejects the purchase order. If Company fails to accept or reject a purchase order within a reasonable time period, such failure to respond will be deemed a rejection of the entire order. Orders that combine buying program and quoted product on the same order will be routed back to your local SSC office in order to review subject purchase order.

d. **Changes to Order/ Cancellation of Orders.** Additional terms and conditions regarding order changes and cancellations are available on the Allegion customer website, **WHICH TERMS ARE EXPRESSLY INCORPORATED HEREIN BY REFERENCE.** Unless otherwise provided herein, Customer acknowledges that (i) requesting a Change Order may cause a delay in the scheduled shipment date, a longer lead time or result in a new scheduled shipment date; (ii) Orders may not be changed after 48 hours of Company's order acknowledgment; (iii) After 48 hours of Company's order acknowledgment, all changes to an accepted purchase order will be subject to a Change Order charge of 25% of the net Deliverable value, plus the cost of labor and fabrication or raw material that Company incurred prior to the receipt of the Change Order from Customer, or that may be required due to the Change Order; (iv) the requested change may result in additional charges for labor, fabrication, and raw material, and (v) if Customer cancels an order or portion of an order that includes Deliverables that have been manufactured and prepped for shipping, a 45% restocking fee will apply. Notwithstanding the foregoing, Customer cannot change or cancel credential orders, reader orders, biometrics orders or any non-cataloged, special, custom or nonstandard items once they have been placed. All cancelled orders for a Non Recurring Expense (NRE), credential orders, reader orders, biometrics orders, and/or Custom orders will be subject to a cancellation charge of 100% of the acknowledged price.

e. **Add-ons.** Add-on orders will not be accepted. Additions to orders will be entered as separate stand-alone orders and must qualify for all terms of sale, including discounts, on an individual basis.

f. **Fast-Track Orders.** No changes or cancellations will be accepted on the 24-Hour Fast Track Program. For 3-day Fast Track orders, changes and cancellations may only be requested by Customer within 24 hours of Company's order acknowledgment if the order has not shipped. For 5-Day Fast Track orders, changes and cancellations may only be requested by Customer if the order has not shipped and if the request is made to Company within 48 hours of Company's order acknowledgment. Return Material Authorization (RMA) for Deliverables must be processed through Fast Track Customer Service.

g. **Steelcraft Orders.** For all Steelcraft orders, changes or cancellations are allowed without penalty only if made within 48 hours of Company's order acknowledgment, and provided that the order has not shipped. Some exceptions do apply – please consult the factory. Changes are not allowed on Rapid Program orders after the order has been entered and acknowledged. After 48 hours of Company's order acknowledgment, all changes or cancellations are subject to a charge of 25% of the order. Unless otherwise specified by Company in writing, any changes to orders acknowledged by Company that affect the delivery date will be deemed a new order and will require acknowledgement by Company as provided in this Section. Additional products, features, terms and conditions regarding the Rapid Program are available on the Allegion customer website, **WHICH TERMS ARE EXPRESSLY INCORPORATED HEREIN BY REFERENCE.**

3. PRICES, INVOICES AND PAYMENT.

a. **Prices.** The prices in Company's Price Book are subject to change at any time, without notice to Customer. Company may charge Customer additional amounts if Customer requests special packing, marking, shipment, product modification, or engineering services. Oral prices specified by Company are null and void. Quote numbers must be referenced on Customer's purchase order in order for the Company's quoted pricing to apply. Orders that do not reference a quote number will receive buy program pricing or book net pricing. Quoted prices are for those specific products quoted for a specified job, and are subject to the Price Book in effect at the time Company receives the order.

b. **Taxes.** Prices do not include any present or future federal, state or local property, license, privilege, sales, use, excise, gross receipts or other like taxes or assessments which may result from transactions or any services performed in connection therewith. Any taxes, charges, or duties imposed by any governmental authority on the sale of Deliverables will be paid by Customer, in addition to the selling price specified by Company.

c. **Payment Terms.** Company will deliver to Customer an invoice with each shipment of Deliverables hereunder. Customer will pay all invoiced amounts within 35 days of the invoice date (subject to any early pay discounts that may be offered to Customer by Company in its sole discretion). Customer will make all payments in United States dollars. Past due invoices will be subject to a late payment service charge of 1.5% per month on any overdue unpaid balance, equivalent to 18% per annum, or the maximum rate permitted by law,

whichever is less. Customer shall reimburse Company for all costs of collection, including, without limitation, reasonable attorneys' fees, for any overdue amount owed by Customer to Company, and such collection costs shall also be subject to interest charges.

4. QUOTATIONS.

a. **Project Quotations.** Project or new construction quotes are restricted to the specific project quoted for the quantities, finishes, and series of Deliverables referenced on the quote. Company reserves the right to require proof of sale of Company products for any quoted project.

b. **Stock Quotations.** Deliverables fulfilling stock quotations may only be used for the following: i) Stocking of the Customer's shelves for small, quick-turn, discretionary projects, or ii) Sale to a general contractor or installer for new construction. Stock quotations may not be used for any project containing any Company no-substitution, specified products. Deliverables purchased under Stock Quotations cannot be redistributed to other Customer branch locations or re-sold to other resellers or used for aftermarket sales, end-user annual contracts or sold over the counter to any walk in trade.

c. **General.** All quotes are subject to this Agreement, unless otherwise specified by Company, and are subject to change at any time prior to Company's acceptance of a purchase order referencing the applicable quote number. Company, its representatives and employees reserve the right, in their sole discretion and for any reason, to refuse a Customer's request to quote a price other than the standard list price, regardless of whether Company or its representatives or employees have previously quoted discounted prices to the Customer on some or all of its orders. Customer's failure to comply with this Section 4 will be considered a material breach of this Agreement, and will entitle Company to immediately terminate any purchase orders and/or Customer's ability to distribute Company's products.

5. SECURITY INTEREST. Customer grants Company, and Company retains, a purchase money security interest and lien on any and all of Customer's rights, title and interest in each Deliverable sold by Company to Customer, wherever located, until the invoice for the applicable Deliverable(s) is paid in full, including any late charges and costs of collection. Customer authorizes Company to, and will assist Company in, taking all necessary steps to perfect and maintain Company's interest in such Deliverables.

6. CREDIT TERMS. Unless Customer pre-pays all of its purchase orders in advance, its purchase orders will be subject to the credit limit and other terms of credit ("Credit Terms") set forth in Company's credit application, which Credit Terms Customer acknowledges are subject to change by Company at any time. Company reserves the right to request payment in advance of shipment or any order or to request adequate assurances for Customer's payment of an order and may withhold or stop shipment, without any liability to Company, until Customer submits payment or adequate assurance of payment.

7. RESALE OF DELIVERABLES. Customer agrees and warrants that it will offer Company products in support of Company-written specifications and will maintain sufficient inventory to adequately support End Users, installers, and/or general contractors' needs. Company may implement an MSRP or a resale pricing programs at any time in its sole discretion. Failure to comply with such program(s) will be considered a material breach of this Agreement, and will entitle Company to immediately terminate any purchase order and/or Customer's ability to distribute Company's products. Customer shall, at its own expense, gain and maintain sufficient knowledge of the industry and products competitive with Deliverables so as to be able to (a) explain in detail to End Users, installers, and/or general contractors the differences between the Deliverables and competing products, (b) ensure that an adequate number of trained, capable and qualified technical personnel with sufficient knowledge of the Deliverables and who have obtained all necessary licenses and permits are available to assist End Users, installers, and/or general contractors, and (c) respond to such End Users, installers, and/or general contractors with respect to the general operation and use of the Deliverables including, but not limited to, (1) acting as a liaison between the End Users, installers and/or general contractors and Company in matters requiring Company participation, (2) providing general product information and configuration support on standard protocols and features, (3) collecting relevant technical problem identification information, and (4) posting and distributing any warranty information concerning the Products in accordance with Company's instructions. Customer is responsible for all service and support resulting from the re-sale of any Deliverable to End-Users, installers and/or general contractors, examples of which may include, but are not limited to, support activities such as installation, initialization, software set-up, training, trouble-shooting, technical support and field service. In the event Customer is unwilling or unable to perform said support activities, Company reserves the right to recover from Customer any and all expenses incurred by Company to resolve the aforementioned End-User, installer and/or general contractor issues. Technical product training is recommended for Customer in order to fully service and support Deliverables purchased from Company that are resold to End-Users, installers and/or general contractors.

8. DEFAULT. If Customer is in default of payment or otherwise with respect to any purchase order or other contract with Company, Company shall have the right, in addition to all other legal remedies and without prejudice to any of its right hereunder, to defer further shipments under that or any other purchase order until such default is corrected and to declare all outstanding bills of Customer to be immediately due and payable.

9. INSPECTION AND DELIVERY.

a. **Inspection.** Customer will inspect all Deliverables immediately after receiving them. Customer will be deemed to have accepted the Deliverables unless Customer notifies Company in writing of any nonconformance within 10 days of delivery and provides Company written evidence reasonably documenting that nonconformance. Inspection of Deliverables at Company's facility is not permitted.

b. **Delivery.** Delivery schedules for Deliverables are based upon current production capacities, material or component availability, and inventory, and may be changed by Company as conditions require. Delivery schedules for services are based upon Company's prompt receipt of, and prompt access to, Customer's equipment and all information necessary to complete the services. In no event will any delivery date be construed as falling within the meaning of "time is of the essence." Partial delivery shall be accepted by Customer and paid for at the price and on the terms stated herein. Any partial delivery shall constitute a separate sale, and payment shall be separately made when due. If any part of a delivery hereunder is not delivered by Company in accordance with Customer's purchase order, this Agreement shall not be affected thereby.

10. TITLE & RISK OF LOSS. Unless otherwise specified by Company, (i) where the Customer is located in the United States, all Deliverables will be sold "Uniform Commercial Code, FOB, Origin, Company's factory"; and (ii) where the Customer is located outside of the United

States, all Products will be sold "Ex-works, Company's factory (Incoterms 2010)." In either instance, title and risk of loss will pass to Customer upon delivery to the carrier at Company's factory, provided, however, as set forth herein, Company shall retain a security interest in the Deliverables until full payment has been made therefore, and Customer agrees, upon request, to do all things and acts necessary to protect Company's interest by adequately insuring the Deliverables against loss or damage from any cause and to have Company named as an additional insured. Customer will promptly provide Company with copy of the relevant certificate of insurance upon Company's request.

11. SHIPPING.

a. **Freight Charges.** Company will ship all Deliverables in accordance with Company's freight shipment guidelines, which are set forth on the My Allegion Portal ("Freight Shipping Guidelines"), **WHICH TERMS ARE EXPRESSLY INCORPORATED HEREIN.**

b. **Rush Charges.** Expedited order options are available as set forth in Company's Freight Shipping Guidelines.

c. **Packing and Marking.** Company will pack, mark, and ship Deliverables according to its standard procedures for shipment, unless the parties agree, in writing, that Company will comply with any special instructions provided by Customer. Special instructions may result in an increased price.

d. **International Shipments.** For all international orders, a Shipper's letter of instruction must be submitted in writing with the order. Failure to do so will result in the order being rejected. Complete adherence to this order requirement will be strictly enforced. Company will not be held liable for any charges resulting from delays due to lack of complete required information being supplied.

e. Once received by the Company, a purchase order cannot be combined with any other order to increase average order size as it relates to Company's Freight Shipping Guidelines. However, for orders placed under Company's FastTrack 24 Hour/5 Day Program (available for Schlage, Von Duprin, LCN and Glynn-Johnson products); ii) FastTrack 24 Hour/3 Day Program (available for Ives products); or ProExpress (available for specific product lines stated in the ProExpress price book for Falcon, Ives, Glynn Johnson, LCN, Schlage and Von Duprin products), the applicable brands or product categories may, subject to certain order requirements identified by Company, be combined on a single order to increase average order size used in Company's Freight Shipping Guidelines.

12. CLAIMS. All claims must be submitted in writing to Company as follows: (i) All claims for prices must be submitted within thirty (30) days from the date of invoice; (ii) All claims regarding Deliverable quantity or incorrect orders must be submitted within ten (10) days from the date of delivery; (iii) All claims for damage to Deliverables (while in the care, custody, and control of Company) must be submitted within thirty (30) days from the date of invoice; (iv) All claims for loss or damage to Deliverables while in the care, custody, and/or control of a carrier will be the responsibility of Customer, unless otherwise agreed by the parties.

13. PRODUCT CHANGES. Company's product policy is one of ongoing update and revision, and accordingly, Company reserves the right to change, without notice, the design of, or the process of manufacturing, the Deliverables covered by this Agreement.

14. PRODUCT USAGE LIMITATION. Customer agrees: (i) not to sell or use a Deliverable in any manner contrary to the manner in which the Deliverable is intended to be used; and/or (ii) not to modify the design of any Deliverable for use with another product without the prior written consent of Company.

15. PRODUCT RETURNS. Unless otherwise agreed by the parties in writing, Deliverables that are correctly furnished by Company per the purchase order may not be returned unless Customer receives written authorization from Company. If returns are authorized by Company, a return merchandise authorization ("RMA") number must be provided by Company. Deliverables identified under such RMA must be returned to Company within 90 days of issuance of the RMA. Such RMA number and any accompanying RMA documents, the original invoice number, and a written explanation for the return must be included with the returned Deliverables in order for Company to inspect and approve a credit for the return. **For warranty returns,** a credit in the amount of the original purchase price will only be issued if, after Company's receipt and inspection of the returned Deliverables, Company confirms, in its sole discretion, the defect is valid and approves the return. **For non-warranty returns/convenience returns,** in the event Company approves such a return, in its sole discretion, the following shall apply: (a) the total amount of Deliverables requested to be returned shall be a minimum of \$250.00; (b) a credit will be made to Customer's account in the amount of the original purchase price less freight and a handling charge of 45% of the net material on the original invoice; and (c) only Deliverables that are new, current, standard, non-obsolete, non-specially manufactured, unused, in their original condition as at the time of sale by Company to Customer, in their original packaging and in Customer's inventory less than 180 days from the date of shipment by the Company, and not ordered as part of a master key solution may be considered by Company for return. Such credit will only be issued if, after Company's receipt and inspection of Deliverables, Company approves the return. The amount of final credit will be determined upon receipt at the factory and following Company's inspection and analysis of the condition of the returned material. Company retains the right to deny credit to anyone for any reason.

16. CONFIDENTIAL INFORMATION.

a. **Non-Use And Non-Disclosure.** Customer shall not use the Confidential Information of the Company except for the purpose of performing its obligations under this Agreement or exercising the rights granted herein (the "Purpose"). Customer shall protect Confidential Information of the Company from disclosure and unauthorized use in the same manner that it protects its own Confidential Information, but in no event shall such standard of care be less than reasonable care. Customer may disclose Confidential Information of the Company only to its employees who require such information for the Purpose and who are subject to confidentiality obligations at least as protective as those set forth herein.

b. **Proprietary Information and Advice.** (a) All designs, data, and specifications provided by Company are proprietary and may not be disclosed or reused by Customer without the prior written consent of Company; (b) Company assumes no obligation or liability for any advice given by Company, the results obtained, or damages incurred as a result of such advice, and all such advice is given and accepted at Customer's risk.

c. **Return.** Upon the termination or expiration of a purchase order or this Agreement or upon the request of the Company, the Customer agrees to end all further use of, to immediately return to the Company the original version of, and to delete or destroy all copies of, any and all Confidential Information of the Company.

17. TRADEMARKS. Except as agreed to by Company in writing, Customer agrees not to (a) use Company's name in any form of publicity; or (b) use, create, register or market, directly

or indirectly, in whole or in part, Company's names, logos, brands, or any other trademarks, or names that are now or may hereafter be owned by Company, as part of Customer's corporate or business name, as part of an internet domain name, uniform resource locator (URL), or in any way connected with Customer's business, trade address or other designations. Upon termination of this Agreement or upon the request of company for any reason, any use of Company's trademarks or names will be immediately discontinued.

18. LIMITED WARRANTY.

COMPANY MAKES NO OTHER WARRANTIES EXCEPT THOSE STATED IN COMPANY'S LIMITED WARRANTY IN EFFECT ON THE DATE COMPANY ACCEPTS EACH APPLICABLE PURCHASE ORDER ("LIMITED WARRANTY"). THE LIMITED WARRANTY MAY BE FOUND IN THE APPLICABLE PRICE BOOK AND ON THE ALLEGION CUSTOMER WEBSITE, WHICH TERMS ARE EXPRESSLY INCORPORATED HEREIN BY REFERENCE. COMPANY WILL MAIL CUSTOMER A HARD COPY OF THIS WARRANTY UPON CUSTOMER'S WRITTEN REQUEST. IN THE EVENT THAT CERTAIN DELIVERABLE WARRANTIES ARE NOT FURNISHED BY THE COMPANY TO CUSTOMER, COMPANY WARRANTS ONLY TO CUSTOMER THAT THE DELIVERABLES WILL BE FREE FROM DEFECTS IN MATERIAL AND WORKMANSHIP FOR A PERIOD OF 12 MONTHS FROM THE DATE OF SHIPMENT OF THE DELIVERABLES. COMPANY'S SOLE OBLIGATION UNDER THIS WARRANTY IS LIMITED TO REPAIRING OR REPLACING, AT COMPANY'S OPTION, THE DEFECTIVE DELIVERABLE, PROVIDED WRITTEN NOTICE OF THE DEFECT OR NONCONFORMANCE IS PROVIDED BY CUSTOMER WITHIN 30 DAYS OF DISCOVERY OF THE DEFECT OR NONCONFORMANCE. COMPANY DISCLAIMS ALL OTHER WARRANTIES, EXPRESS OR IMPLIED, WITH RESPECT TO THE DELIVERABLES, INCLUDING BUT NOT LIMITED TO, ANY IMPLIED WARRANTIES OF NON-INFRINGEMENT, MERCHANTABILITY, OR FITNESS FOR A PARTICULAR PURPOSE.

a. **Exclusions.** The provisions of this Limited Warranty do not apply to Deliverables that: (A) are not the proper size for the application; (B) are not installed in accordance with Company's published installation instructions; (C) are installed with improper or incorrect parts and/or are used for purposes for which they are not designed or intended; (D) have been repaired or altered without the Company's prior written consent; (E) have been subjected to misuse, abuse, negligence or accident; (F) have been improperly stored, installed, maintained or operated; (G) have been used in violation of written instructions provided by Company to Customer; (H) have been subjected to improper temperature, humidity, or other environmental conditions, or (I) have been affected by normal wear and tear. In addition, the provisions of this Limited Warranty do not apply to any defects or issues with the design or performance of equipment or products not manufactured by Company, nor does it apply to any code compliance or permit requirements for the assembly, installation, erection or construction of any goods. Company is not responsible for loss or damage resulting from use of Deliverables in conjunction with parts or systems not manufactured by Company. Accessories or products furnished by the Company, but manufactured by others, shall carry whatever warranty the manufacturers have conveyed to the Company and which can be passed to Customer.

b. **Services.** Company warrants that its services will be free from defects in material and workmanship for a period of 12 months from the date of completion of the particular items of service. Company's sole obligation under this service warranty is limited to repair or reperformance, at its option of the service, provided however, if repair or reperformance is either impractical or impossible, the Company will refund to Customer that portion of the price paid to Company for any defective service, provided written notice of the defect or nonconformance is provided by Customer within 30 days of discovery of the nonconformance.

c. **Notification.** Customer agrees to immediately notify Company in writing if any claim is made against Customer for any damages caused by any modules, parts, products, service or other Deliverables which may be the direct result of any defect in the manufacture of such aforementioned products. Customer agrees to cooperate with Company and its counsel in the defense of such claim and Customer agrees not to settle such claim without Company's written consent. If Customer fails to notify Company of such claim or fails to cooperate in such defense as aforesaid, then Company shall be discharged from any obligations under this Section and shall have no further liability to Customer.

d. **Exceptions.** The following costs and expenses are not covered by the provisions of these limited warranties: (i) labor costs for the removal and reinstallation of Deliverables or other manufacturer's products; (ii) shipping and freight expenses required to return Deliverables to Company; (iii) normal maintenance; and (iv) economic losses. In addition, the provisions of this warranty are not applicable to anything other than defects in Company's material (products only) or workmanship.

19. LIMITATION OF REMEDIES.

CUSTOMER'S EXCLUSIVE AND SOLE REMEDY ON ACCOUNT OF, OR IN RESPECT OF, THE FURNISHING OF NON-CONFORMING DELIVERABLES, SHALL BE TO (A) SECURE REPAIR OR REPLACEMENT OF THE PRODUCTS; OR (B) SECURE REPAIR OR RE-PERFORMANCE OF THE SERVICES OR TO OBTAIN A REFUND OF THE PRICE PAID FOR THE DEFECTIVE SERVICE, ALL AT COMPANY'S OPTION. IN NO EVENT WILL THE COMPANY'S MAXIMUM LIABILITY EXCEED THE SELLING PRICE FOR THE DELIVERABLE. THE WARRANTY, OBLIGATIONS AND LIABILITIES OF COMPANY (INCLUDING ITS SUPPLIERS) AND THE RIGHTS AND REMEDIES OF CUSTOMER ARE EXCLUSIVE AND ARE IN LIEU OF AND CUSTOMER HEREBY WAIVES AND RELEASES ALL OTHER WARRANTIES, OBLIGATIONS, REPRESENTATIONS OR LIABILITIES EXPRESS OR IMPLIED ARISING BY LAW, IN CONTRACT, TORT (INCLUDING NEGLIGENCE OR STRICT LIABILITY) OR OTHERWISE, INCLUDING BUT NOT LIMITED TO (I) ANY IMPLIED WARRANTY OF MERCHANTABILITY OR FITNESS FOR A PARTICULAR PURPOSE OR ANY WARRANTY IMPLIED THROUGH COURSE OF PERFORMANCE, COURSE OF DEALING, OR USAGE OF TRADE OR (II) CLAIMS ARISING OUT OF THE NEGLIGENCE OF COMPANY OR COMPANY'S SUPPLIERS OR (III) ANY OTHER CLAIM ARISING OUT OF, CONNECTED WITH, OR RESULTING FROM THE PERFORMANCE OF COMPANY OR FROM THE DESIGN, MANUFACTURE, SALE, REPAIR, LEASE OR USE OF THE DELIVERABLE, OR ANY COMPONENT THEREOF, DELIVERED OR RENDERED HEREUNDER OR OTHERWISE.

20. INDEMNIFICATION AND LIMITATION OF LIABILITY. a. Customer shall indemnify, defend and hold Company, and its officers, directors, employees, customers, Affiliates, suppliers, users and agents, (collectively the "Indemnitees") harmless from and against any and all damages, claims, losses, expenses, costs, obligations, liabilities, including without limiting the generality of the foregoing, liabilities for court costs and attorneys' fees, suffered directly or indirectly by an Indemnitee by reason of, or arising out of any injury, death or loss to any person, or injury to any property (collectively, "Damages"), received or sustained by any person(s) or property, arising out of, occasioned by, attributable or

TERMS & CONDITIONS

related to i) any breach of any representation or warranty made by Customer, its officers, directors, employees, affiliates, users, agents, representatives or customers to Company or any third party, (ii) any failure by Customer to perform or fulfill any of its covenants, acts and/or omissions to Company or to any third party, or (iii) any litigation, proceeding or claim by any third party relating in any way to the obligations of Customer and/or the Deliverables sold by Company to Customer hereunder. Customer shall not consummate any settlement of any indemnified claim without the Indemnitees' prior written consent. Customer's obligation to indemnify Indemnitees will continue in full force and effect notwithstanding the termination or expiration of any order under this Agreement. In any claim against an Indemnitee by an employee of Customer or any subcontractor or anyone directly or indirectly employed by any of them or anyone for whose acts they may be liable, the indemnification obligations set forth in this Section shall not be limited in any way by or for Customer or any subcontractor under any applicable worker's compensation act, disability or other employee benefit act, or insurance coverage. This provision shall survive termination of any order or Agreement. **IN NO EVENT WILL COMPANY, ITS OFFICERS, DIRECTORS, EMPLOYEES, CUSTOMERS, AFFILIATES, USERS AND AGENTS, (NOR COMPANY'S SUPPLIERS) BE LIABLE FOR ANY INCIDENTAL, CONSEQUENTIAL, INDIRECT, SPECIAL, OR PUNITIVE DAMAGES OF ANY KIND OR NATURE UNDER ANY CIRCUMSTANCES INCLUDING, BUT NOT LIMITED TO, LOSS OF USE OF THE PRODUCTS, SERVICE INTERRUPTION, LOSS OF PROFITS, LOSS OF REVENUE, LOSS OF INTEREST, LOST GOODWILL, LOSS OF DATA, WORK STOPPAGE, IMPAIRMENT OF OTHER GOODS, LOSS BY REASON OF SHUTDOWN OR NON-OPERATION, INCREASED EXPENSES OF OPERATION, OR CLAIMS OF CUSTOMER'S CUSTOMERS, OR ANY OTHER LOSSES OR DAMAGES ARISING OUT OF ANY LACK OR LOSS OF USE OF THE DELIVERABLES WHETHER BASED ON CONTRACT, WARRANTY, TORT (INCLUDING, BUT NOT LIMITED TO, STRICT LIABILITY OR NEGLIGENCE), PATENT INFRINGEMENT, OR OTHERWISE, EVEN IF ADVISED OF THE POSSIBILITY OF SUCH DAMAGES.**

b) **INTELLECTUAL PROPERTY INDEMNITY.** Company makes no representation or warranty to the Customer that the Deliverables shall not infringe any intellectual property rights including, without limitations, claims arising from patent, copyright, trademark, trade secret, or other intellectual property infringement. Customer agrees to hold Company harmless from and defend the Company against any such claim of intellectual property infringement, including any Damages resulting from that claim, the cost of complying with any preliminary or permanent injunction, and all other costs of defense (including the attorneys' fees and costs), in connection with the foregoing.

c) To the extent that applicable law does not permit any limitations set out in this Agreement, such limitation shall not be applied or invoked. Nothing in this Agreement will be interpreted to disclaim liability of Company or the Indemnitees for gross negligence or willful misconduct. The limitations of remedy and liability herein shall not be interpreted to affect Company's obligations, if any, for claims for (i) property damage, (ii) personal injury, or (iii) wrongful death asserted by persons who are not parties to or beneficiaries of this Agreement. Further, the limitations of remedy and liability herein shall not be interpreted to limit Company's or Customer's right, if permitted by applicable law, to assert a claim for contribution among joint tortfeasors in connection with a claim by a person who is not a party to this Agreement.

21. CERTIFICATIONS. Certification of Deliverables for compliance with UL and ANSI standards are tested and performed by third-party independent laboratories. Any field modification or alteration of certified Deliverables will void certification and Company is not liable to Customer to certify any modified or altered Deliverable.

22. TERM FOR CLAIMS. NO ACTION ARISING OUT OF ANY CLAIMED BREACH OF THIS AGREEMENT BY COMPANY MAY BE BROUGHT BY CUSTOMER MORE THAN ONE (1) YEAR AFTER THE CAUSE OF ACTION HAS ARISEN.

23. CONSUMER PRODUCTS WITH RESPECT TO "CONSUMER PRODUCTS" AS DEFINED UNDER THE MAGNUSON-MOSS WARRANTY ACT ("MMWA"), THE FOLLOWING STATEMENTS ARE MADE. (A) SOME STATES OR LOCAL LAWS DO NOT ALLOW LIMITATIONS ON HOW LONG AN IMPLIED WARRANTY LASTS, SO THE ABOVE LIMITATION MAY NOT APPLY TO YOU; (B) IF ANY IMPLIED WARRANTY IS PROVIDED UNDER THE MMWA, IT IS LIMITED TO THE DURATION OF THE WARRANTY PROVIDED IN SECTION 18 ABOVE. (C) SOME STATES OR LOCAL LAWS DO NOT ALLOW THE EXCLUSION OR LIMITATION OF INCIDENTAL OR CONSEQUENTIAL DAMAGES, SO THE ABOVE LIMITATION OR EXCLUSION MAY NOT APPLY TO YOU; AND (D) THIS WARRANTY GIVES YOU SPECIFIC LEGAL RIGHTS AND YOU MAY ALSO HAVE OTHER RIGHTS WHICH VARY FROM STATE TO STATE OR LOCATION TO LOCATION.

24. FORCE MAJEURE/EXCUSABLE DELAY. Any delay or failure of Company to perform its obligations hereunder will be excused to the extent that it is caused by an event or occurrence beyond Company's control such as, by way of example and not by way of limitation, acts of God, acts by any governmental authority (whether valid or invalid), governmental laws and regulations not presently in effect, fires, floods, windstorms, explosions, riots, natural disasters, wars, sabotage, accidents, labor problems (including, without limitation, lockouts, strikes, and slowdowns) at Company's facility, its source plant or their suppliers, inability to obtain power, material, labor equipment, or transportation, or court injunction or order. The delivery date will be extended for a time equal to that of the delay and the schedule for Company's performance will be deemed adjusted to that effect.

25. ENTIRE AGREEMENT AND AMENDMENT. This Agreement, together with the attachments, exhibits, webpages, or supplements specifically referenced and incorporated herein, constitute the entire agreement between Company and Customer with respect to the matters contained herein and supersede all previous communications, representations, or agreements, either oral or written between Company and Customer. No agreement or understanding varying or expanding this Agreement will be binding upon either party unless it is in writing and signed by a duly authorized representative of each party hereto.

26. CONFLICTS. In the event of any conflict or inconsistency between the terms of any agreement, or any part of an agreement or the various documents (including, but not limited to, electronic documents) between Company and Customer, unless the parties agree otherwise in writing, the various components of the agreements shall be given the following precedence (in descending order of precedence): a) any master agreement or long term agreement between Company and Customer; b) any specific terms, conditions and/or warranties of the individual products or Deliverables; c) the terms and conditions of this Agreement, and d) any purchase order.

27. UNSATISFACTORY CREDIT/TERMINATION FOR INSOLVENCY OR DEFAULT. Customer shall furnish Company with statements evidencing Customer's financial condition

as Company may, from time to time, reasonably request, and shall notify Company immediately of any and all events that may have a material adverse effect on Customer's business or financial condition. If Company determines, in its sole discretion, that Customer's financial condition or creditworthiness is inadequate or unsatisfactory, then in addition to Company's other rights, Company may without liability or penalty, take any of the following actions: (i) modify the payment terms for any outstanding and/or future purchases; (ii) cancel any previously accepted orders; (iii) delay any further shipment of Deliverables to Customer; or (iv) any combination of the above.

Company may immediately terminate an order from Customer by giving written notice to Customer in the event of the happening of any of the following or any other comparable event: (i) insolvency of the Customer; (ii) filing of a petition in bankruptcy by or against the Customer; (iii) appointment of a receiver or trustee for the Customer; (iv) execution of an assignment for the benefit of creditors by the Customer, all of which will allow Company to demand reclamation of all affected orders; (v) Customer ceases or threatens to cease to trade; (vi) Company determines that Customer does not meet or no longer meets the credit requirements of Company or Customer's credit account is closed; (vii) any Customer violation of law, specifically including, without limitation, those laws set forth in this Agreement.

In the event of termination in accordance with this section, Company will not be obligated to accept any existing or additional orders from Customer and Company will be released from its obligation to deliver under orders accepted prior to such termination. The rejection or termination of any order by Company will not entitle Customer to any termination or severance compensation, or to any payment in respect to any goodwill established by Customer, or render Company liable for damages on account of the loss of prospective profits, or on account of any loss, expenditure, investment or obligation incurred or made by Customer.

No action taken under this Section 27 by Company (nor any failure of Company to act under this Section 27) will constitute a waiver by Company of any of its rights to enforce Customer's obligations, including the obligation of Customer to make payments as required under this Agreement. Upon termination of any order, all amounts owed by Customer to Company will become immediately due and payable, whether or not otherwise then due or payable.

28. CREDIT RISK ON RESALE OF DELIVERABLES. Customer is responsible for all credit risks with respect to, and for collecting payment for, all Deliverables sold to third parties (including End Users, installers, and/or general contractors) whether or not Customer has made full payment to Company for such Deliverables. The inability of Customer to collect payment for any Deliverable shall not affect Customer's obligation to pay Company for any Deliverable.

29. GOVERNING LAW; VENUE; AND EXPENSES. Any dispute or claim relating to this Agreement shall be governed by and construed according to the laws of the State of Indiana (excluding its conflict of laws principles); and not by the provisions of the 1980 United Nations Convention on the International Sale of Goods. Any disputes or claims shall be instituted and maintained in the courts of the State of Indiana. Customer consents to the exercise of jurisdiction over it by such courts and agrees that Indiana is not an inconvenient forum for any action arising from or relating to this Agreement. Customer agrees to pay for all expenses (including, but not limited to, collection costs, court costs and attorneys' fees) incurred by Company in enforcing the obligations of Customer under this Agreement.

30. RELATIONSHIP OF THE PARTIES. Nothing in this Agreement or any other document creates an employment, partnership, joint venture, or agency relationship between Company and Customer, including that of franchisee/franchisor. No party will have any power or authority to enter into any commitment on behalf of or otherwise bind the any other party on any matter. No employee of Customer will be deemed to be an employee of Company. If any provision of this Agreement is deemed to create a franchise relationship or business opportunity between the Parties, then Company may terminate any purchase order or this Agreement or the Parties shall negotiate in good faith to modify this Agreement so as to effect the original intent of the Parties as closely as possible in a mutually acceptable manner in order that the transactions contemplated hereby are consummated as a reseller agreement and not a franchise or business opportunity agreement.

31. SETOFF. Customer does not have the right to setoff or to back charge against any amounts which become payable to Company under this Agreement or otherwise. Company will not accept responsibility for backcharges for the cost of material or labor by Customer or any third party.

32. ELECTRONIC COMMUNICATIONS AND ELECTRONIC SIGNATURES. Both parties expressly agree to electronic transactions and acknowledge that documents they sign electronically will bind them to the same extent as a paper signature. Customer represents and warrants to Company that only employees authorized to bind Customer legally shall electronically sign any document under this Agreement. Customer shall comply with any method of electronic communication/payment processing specified by Company, including electronic funds transfer, pay-on-receipt processes/systems, order transmission, releases, electronic signature, and electronic communication systems, including, without limitation, the use of electronic data interchange ("EDI") portals. Notwithstanding the foregoing, e-mails, even those containing a signature block of one of Company's representatives, shall not constitute a signed writing.

33. COMPLIANCE WITH APPLICABLE LAWS.

a. **General.** Company and Customer will comply with all applicable federal, state and municipal laws, regulations, codes, ordinances and orders that pertain to the Deliverables, including but not limited to full compliance with any applicable provisions of The Health Insurance Portability and Accountability Act. Where the Customer is located outside the United States, or where the customer intends to ship the product outside the United States, the Customer shall be responsible for compliance with all U.S. export laws, and for filing all U.S. Electronic Export Information, as applicable.

b. The Customer acknowledges and agrees that: (i) it shall not violate applicable laws and regulations in performing its duties under this Agreement; (ii) it does not and shall not engage in any conduct that shall violate any applicable anti-bribery or anti-corruption laws or regulations; (iii) it (and its owners, officers, directors, employees and agents) shall not pay, offer, promise or authorize the payment of, either directly or indirectly, anything of value (including but not limited to cash, gifts and entertainment) to (a) any government official or employee of any government; (b) any official or employee of any department, agency, or instrumentality of a government; (c) any employee of any corporation or entity owned or controlled by a government; (d) any family member of such officials or employees; (e) any political party, party official, or political candidate; or (f) any other persons, owners, officers,

directors, employees and agents of any corporation or entity; to improperly or illegally assist in obtaining or retaining business (including but not limited to any contracts, avoidance of duties or reduction of tariffs, reduction of taxes or to obtain money owed, or to obtain regulatory approval) or for the purpose of causing, soliciting or inducing the sale and purchase of the Deliverables by any party, and (iv) it has full knowledge of and will comply with the Company's Code of Conduct for Business Partners as set forth on the Allegion customer website, **WHICH IS HEREBY INCORPORATED BY REFERENCE.**

c. The Customer shall indemnify and hold the Company harmless from any claim, demand, expense or cost arising from any breach of this Article.

d. The Customer shall permit the Company to conduct an audit or review of the Customer's financial books and records and business operations at such other times that the Company considers it necessary to confirm compliance with this provision. Such audit may be conducted by representatives of the Company or, at the Company's sole discretion, by a certified public accounting firm selected by the Company. The Customer shall cooperate with any inquiries from the Company's Ethics & Compliance Group.

e. A violation of this provision constitutes a material breach of this Agreement and the Company may terminate any purchase order or this Agreement immediately, with no opportunity to cure, in accordance with Section 27 of this Agreement.

f. Notwithstanding the foregoing provisions of this Section 33, (i) Company is not responsible for obtaining or maintaining any permits for the performance of services or the verification or compliance with any code requirements relative to the performance of services, (ii) to the extent any sale of Deliverables pursuant to this Agreement may require approval of the U.S. Government, Company's obligations under this Agreement are conditioned upon the grant of such approval and upon compliance by Customer with any restrictions imposed by the U.S. Government in connection with such approval, and (iii) in the event the Deliverables are to be used in a nuclear facility, the Customer shall, prior to such use, arrange for insurance or governmental indemnity protecting Company against liability. The Customer hereby releases and agrees to indemnify Company and its suppliers for any nuclear damage including, but not limited to, loss of use, in any manner arising out of the nuclear incident, whether alleged to be due, in whole or in part by Company or its suppliers.

g. **No Inducements.** Each party represents to each other that neither it nor any person acting on its behalf has, in contravention of any applicable law, given or offered to give or will give or offer to give, any sum of money or other material consideration to any person, directly or indirectly, as an inducement to obtain business hereunder or to influence the granting of licenses or other governmental permissions to enter into this Agreement or perform obligations hereunder.

h. **Equal Employment Opportunity.** Company is a U.S. federal contractor that complies with Executive Order 11246, as amended, and applicable regulations in 41 CFR Parts 60-1 through 60-60, 29 U.S.C. § 793 and applicable regulations in 41 CFR § 60-741; and 38 U.S.C. § 4212 and applicable regulations in 41 CFR Part 60-250 and 60-300. **THE FOLLOWING PROVISIONS ARE INCORPORATED HEREIN BY REFERENCE:** Executive Order 11246, as amended by Executive Order 13672, and 41 CFR § 60-4.3(a); Executive Order 11701 and 41 CFR § 60-250.5(a), 60-300.5; Executive Order 11758 and 41 CFR § 60-741.5(a); U.S. immigration laws, including the L-1 Visa Reform Act of 2004 and the H-1B Visa Reform Act of 2004; and Executive Order 13496.

i. **Ethical Business Conduct.** Customer shall adopt and comply with Company's Business Partner Code of Conduct which is **EXPRESSLY INCORPORATED HEREIN BY REFERENCE.**

34. REPRESENTATIONS AND WARRANTIES. Customer represents, warrants and covenants to Company that: (a) it has the right, power, and authority to enter into this Agreement and fully perform its obligations hereunder; (b) it has all necessary rights in and to its respective Content and Marks for use within the scope of this Agreement, including the licenses granted herein; and (c) it complies, and at all times shall comply, with all laws, rules, and regulations in effect that are applicable to its performance under this Agreement, including obtaining all such approvals and/or permits as may be required hereunder.

35. NO THIRD-PARTY BENEFICIARY. Each party is entering into this Agreement solely based on the representations contained herein for its own purposes and not for the benefit of any third party.

36. NOTICES AND CHANGE OF ADDRESS. All notices or other communications under this Agreement shall be in writing and delivered in person, or sent by receipted courier, express mail, e-mail, or postage prepaid certified or registered mail, addressed to the party for whom it is intended, at the addresses set forth in this Agreement. Either party may change its address for notice by giving written notice to the other party. Any notice or other communication shall be deemed given no later than the date actually received. Notice by courier, express mail, certified mail, or registered mail shall be deemed given on the date it is officially recorded as delivered and, in the absence of such record of delivery, it shall be rebuttably presumed to have been delivered on the third Business Day after it was deposited. Notices sent by e-mail require tangible confirmation of receipt from addressee.

37. ASSIGNMENT. Customer may not assign this Agreement without the prior written consent of Company. Company may assign its rights and delegate its duties under this Agreement, without the prior consent of Customer, to an Affiliate, or to a third party in the event of a spin-off, merger, business combination, consolidation or sale of all, or substantially all, of its assets or business that are related to this Agreement. The rights and duties in this Agreement shall bind and inure to the benefit of any such assignee.

38. SEVERABILITY. If any provision of this Agreement is held to be invalid, illegal, or unenforceable under any statute, regulation, ordinance, executive order, or other rule of law, that provision will be deemed severed to the extent necessary to comply with such statute, regulation, ordinance, order, or rule. In the event such provision is deemed severed, the parties will negotiate in good faith to arrive at an alternative arrangement approximating the original business objective of the parties. The remaining terms and conditions of this Agreement will remain in effect.

39. NO IMPLIED WAIVER. The failure of either party at any time to require performance by the other party of any provision of this Agreement will in no way affect the right to require such performance at any time thereafter, nor will the waiver of either party of a breach of any provision of this Agreement constitute a waiver of any succeeding breach of the same or any other provision.

40. MISCELLANEOUS. (a) This Agreement does not make either party the agent or legal representative of the other party. Neither party is authorized to create any obligation on behalf of the other party including, but not limited to, the obligation for payment of any service or warranty obligation hereunder; (b) The rights and remedies herein reserved to Company are cumulative and additional to any other rights and remedies provided at law or equity; (c) The official text of this Agreement is in the English language. If this Agreement is

translated into another language, the English text will govern any question with respect to interpretation; (d) The headings in this Agreement are for convenience of reference only and do not affect the meaning of this Agreement in any manner.

DEFINITIONS.

Capitalized terms have the meanings set forth in this Section, or in the Section in which they first appear in this Agreement.

"Agreement" means these Allegion Terms and Conditions of Sale and Service, together with any applicable Country Supplement or Region Supplement provided by Company, and all of the documents referenced herein or therein.

"Affiliate" means any Person that directly or indirectly, through one or more intermediaries, controls, is controlled by, or is under common control with, the Company. The term "control" (including the terms "controlled by" and "under common control with") means the possession, directly or indirectly, of the power to direct or cause the direction of the management and policies of a Person, whether through the ownership of voting securities, by contract or otherwise.

"Business Day" means any day except Saturday, Sunday or any other day on which commercial banks located in the United States are authorized or required by Law to be closed for business.

"Company" means Schlage Lock Company, LLC or any subsidiary or affiliate thereof selling products that are part of the Allegion product portfolio. Schlage Lock Company and/or its subsidiary or affiliates will be severally but not jointly liable under the Agreement.

"Company Marks" refers to the Marks of Company.

"Confidential Information" shall mean any and all information provided by either party to the other party pertaining to the disclosing party's business. Confidential Information shall include, but not be limited to, any bidding lists, formulae for products, manufacturing processes, production techniques, packaging processes, methods, research materials, ideas, marketing plans and related materials, quality standards, test results and data, apparatus, engineering drawings, contract documents, computer software, hardware, or firmware, business activities information such as financial information, reports, projections, books and records, customer and supplier information, and operations, customer and supplier lists and data, specifications, know how, and other Proprietary Information or Trade Secrets (as defined herein) that either party may furnish to the other party. Confidential Information shall not include information that: (a) is or becomes publicly known if such public knowledge or disclosure is not the result of any act or failure to act on the part of the receiving party; (b) is, at the time of disclosure, already known to the Receiving Party without utilizing the Confidential Information; (c) is information disclosed to the Receiving Party by a third party which is not to the Receiving Party's knowledge, after inquiry of the third party, under a duty of confidentiality to the Disclosing Party; or (d) is independently developed by the Receiving Party without the use of Confidential Information. The Receiving Party shall have the burden of proof as to prior knowledge and absence of breach. Confidential Information may be furnished in any tangible or intangible form including, but not limited to, writings, drawings, computer and other electronic media, logic diagrams, component specifications, graphs, prototypes, samples, or verbal communications and regardless of whether such information is marked or designated as "confidential." For the avoidance of doubt, all information, knowledge or data disclosed by Company to Customer, regardless of whether disclosed in written, tangible, oral, visual or other form, including, without limitation, sample products, equipment, software, or other objects or material, provided by Company to Customer, and all information, knowledge or data which was obtained by Customer from visits to Company's facilities, shall be considered "Confidential Information" under this Agreement.

"Content" means all information (including without limitation any text, music, sound, photographs, video, graphics, data or software), in any medium, on a particular Company Web page or Website or in Marketing Materials.

"Customer" means the purchaser of Deliverables from Company.

"Deliverables" means any good or service or both purchased by Customer from Company under these General Terms and Conditions of Sale and Service.

"End Users" means the purchaser that (a) has acquired a Deliverable from Customer for (i) its own and its Affiliate's/Affiliates' internal use and not for resale, remarketing or distribution or (ii) incorporation into its own products and (b) is an individual or entity, other than any federal, state or local agency, office or division.

"IP" means all intellectual property and industrial property rights comprising or relating to/ of the following: (a) Patents; (b) Trademarks; (c) internet domain names, whether or not Trademarks, registered by any authorized private registrar or Governmental Authority, web addresses, web pages, website and URLs; (d) works of authorship, expressions, designs and design registrations, whether or not copyrightable, including copyrights and copyrightable works, software and firmware, application programming interfaces, architecture, files, records, schematics, data, data files, and databases and other specifications and documentation; (e) Trade Secrets; and (f) all other intellectual property and industrial property rights, and all rights, interests and protections that are associated with, equivalent or similar to, or required for the exercise of, any of the foregoing, however arising, in each case whether registered or unregistered and including all registrations and applications for, and renewals or extensions of, such rights or forms of protection pursuant to the Laws of any jurisdiction throughout in any part of the world.

"Marketing Materials" means all marketing brochures, buckslips, pamphlets, emails, text, call scripts or other material, whether in printed format, audio or audiovisual format, or in any other format, that contain any (i) Content relating to the Company Deliverables or (ii) Company Marks.

"Marks" means collectively the domain names, trademarks, trade names, service marks, trade dress, logos, and the like used or provided by either party for use in connection with this Agreement.

"Patents" means all patents (including all reissues, divisionals, provisionals, continuations and continuations-in-part, re-examinations, renewals, substitutions and extensions thereof), patent applications, and other patent rights and any other Governmental Authority-issued indicia of invention ownership (including inventor's certificates, petty patents and patent utility models).

"Person" means a person or entity.

"Price Books" mean Company's current Price Book in effect for the applicable Deliverable being purchased by Customer.

"Trade Secrets" means and includes business or technical information of either party, including processes, formulas, devices, techniques, compilations and other material that a party attempts to maintain in secret and that derive commercial value for such party from not being generally known to the public or readily ascertainable through independent development or reverse engineering.

TERMS & CONDITIONS · Standard Schlage Product Terms and Conditions

Commercial

The following specific product terms and conditions are applicable only to the extent provided herein. All other terms and conditions contained in the General Terms and Conditions of Sale and Service provided in this Price Book will govern the sale of products identified in this Price Book.

This price list supersedes and cancels all previous price lists. Prices shown are subject to change without notice. All prices may be subject to discount. Contact Customer Care for clarification.

Minimum Order Size for Channel Discount:

All orders less than \$500.00 list shall be discounted at book net.

Claims and Returns:

Due to Schlage error:

- Claims for shortages and/or incorrectly filled orders must be filed with Customer Service within 30-days of receipt of material.
- Incorrect order acknowledgments must be changed by emailing request to Customer Care territory email box upon receipt of acknowledgment. Refer to inside cover of this book.
- Invoice adjustments must be faxed to Credit Adjustments @ (317) 810-3048 within 30-days of receipt of invoice.
- Returned goods will not be accepted without prior written approval from Schlage. Credit will be based upon the Return Material Authorization (RMA) issued by Customer Service or the Allegion Consultant and final acceptance by Schlage. Returns must be prominently marked with the RMA number and follow return guidelines on the RMA form.
- Product considered being defective after review by the Allegion Consultant must be returned to the Schlage Lock Company facility in Security, Colorado accompanied by an RMA. Replacement orders for defective product will be entered by Customer Service at the time of notification.

Claims and Returns:

Due to Customer error:

- It is the policy of the Schlage Lock Company to not accept returns of any materials that are correctly furnished as per the dealer's purchase order.
- Return of product due to customer order error or accommodation must be pre-arranged with the Allegion Consultant and approved by Business Unit Manager.
- Returns are subject to a minimum restocking charge of 35% for unopened cases.
- Materials are not returnable.
- Product must be received in original factory condition and certified as such by Schlage Receiving.

Under no circumstances is Schlage liable for incidental or consequential damages. Charge-backs will not be allowed.

Standard Schlage Product Terms and Conditions · TERMS & CONDITIONS

Commercial

Delivery:

For the following:

Non-Master Keyed orders

Master Keyed orders

or

Non-Master Keyed orders prominently marked on the order to "Ship Complete"

Claims and Returns:

Expect this delivery:

Factory items will individually be assigned ship dates based on current lead times.

The entire order will be assigned ship dates grouped by factory location. Items with longest current lead times determine ship date for other items from that location.

All orders will be acknowledged with scheduled ship dates. Specific scheduled ship dates are not guaranteed by Schlage because of the nature of product, labor, availability of product or manufacturing conditions that might be beyond our control. Schlage will not be liable for back charges incurred based on availability of product in accordance with acknowledged ship dates. Selected Products are available to specific channels of distribution for 1 and 5-day delivery through the Allegion FastTrack Program. The Allegion FastTrack Program is subject to separate terms and conditions.

Order Changes or Cancellations:

Type of Change	Type of Product		
	- Primus® Keys	Normal Factory Lead Time items	⌚ Extended Factory Lead Time items
1. Change to: <ul style="list-style-type: none"> - Product, creating a different SKU number - Keying 	Not Accepted	<ul style="list-style-type: none"> • OK within first 2-days from receipt of order. • If after 2-days, item must be deleted from order (see 3, 25% handling charge will apply) and entered as a new order (see 2). 	<ul style="list-style-type: none"> • OK within first 10-days from receipt of order. • If after 10-days, item must be deleted from order (see 3, 50% handling charge will apply) and entered as a new order (see 2).
2. Change to: <ul style="list-style-type: none"> - Increase quantity of existing item(s) - Add new item(s) 	Not Accepted	<ul style="list-style-type: none"> • New order with normal lead-time must be generated for additions. Same terms & conditions will be applied if requested so long as the original order has not been shipped. • Additions received after the original order ships must be entered as a new order and will stand-alone for lead-time and terms & conditions. 	
3. Change to: <ul style="list-style-type: none"> - Delete item(s) - Reduce quantity of existing item(s) - Cancel order 	Not Accepted	<ul style="list-style-type: none"> • OK within first 2-days from receipt of order. • If after 2-days, subject o handling charge of 25% of the net price of the deleted item(s).** 	<ul style="list-style-type: none"> • OK within first 10-days from receipt of order. • If after 10-days, subject o handling charge of 50% of the net price of the deleted item(s).**

* Includes any change to key symbol, door identification and/or cylinder pinning.

** Handling charges are billed on the original order.

- Notes:**
- 1) Change orders must be emailed to your Customer Care territory email box. Please state change order request in subject line. For questions call (877) 671-7011.
 - 2) Customer Care will acknowledge receipt of change orders and action taken.
 - 3) Change orders resulting in handling charges require customer review prior to change being made.

TERMS & CONDITIONS · Standard Schlage Product Terms and Conditions

Residential

The following specific product terms and conditions supersede the general terms and conditions of sale and service only to the extent provided herein. All other terms and conditions contained in the General Terms and Conditions of Sale and Service provided in this price book will govern the sale of products identified in this price book.

The price list in this price book supersedes and cancels all previous price lists contained in any other price books or versions thereafter. Prices shown are subject to change without notice. All prices are subject to discount. Contact customer service for clarification.

Service Charges:

Service charges on past due invoices (except validly disputed items) will be assessed as follows: 1 1/2% per month or the maximum allowable by law on past due amounts open as of the last day of each calendar month until the past due amounts are paid.

Changes or Cancellations:

Changes or cancellations to an order must be in writing and may result in additional charges for labor and/or materials. Changes may result in a delay in the scheduled ship date. Additions to orders will be entered as separate stand-alone orders and must qualify for all terms of sale, including discounts, on an individual basis. Changes or deletions resulting in an order size of less than our minimum will not be accepted. Orders for non-cataloged, special or nonstandard items may not be canceled. Factory orders may not be changed within 7 days.

Claims and Returns:

Claims for shortages and/or incorrectly filled orders must be filed with Customer Service within 10 days of receipt of material. Price adjustments must also be made in writing to Customer Service within 30 days from receipt of invoice. No returned goods will be accepted without written approval from Schlage. Credit will be based upon the written authorization of the Schlage representative and final acceptance by Schlage. Such returns must be prominently marked with the return goods authorization number and shipped prepaid. Returns, if approved, will be subject to a minimum restocking charge of 35% for unopened cases received in the same condition as when sold by Schlage. Materials are not returnable. Charge-backs will not be allowed.

Taxes:

Prices do not include any present or future Federal, State or local property, license, privilege, sales, use, excise, gross receipts or other like taxes or assessments which may result from transactions or any services performed in connection therewith.

Delivery:

Orders will be assigned ship dates and acknowledged accordingly, based on estimates of availability of products. Specific scheduled ship dates are not guaranteed by Schlage because of the nature of product, labor, availability of material or manufacturing conditions that might be beyond our control. Schlage will not be liable for back charges incurred based on availability of product in accordance with acknowledged ship dates.

Certifications:

Schlage products, as noted in our catalog, are produced and tested by independent laboratories for compliance with UL and ANSI standards. Any field modification or alteration of product will void certification.

Copyright 2014, Allegion

All rights reserved. Printed in U.S.A.

Product Warranties: Commercial Applications

3 Year Limited Mechanical Warranty and 1-Year Limited Electromechanical Warranty

Schlage Lock Company, LLC (the "Company") extends a three year limited mechanical warranty and one year limited electromechanical warranty to the original user of the products manufactured by the Company (the "Products") against defects in material and workmanship from the date of purchase. Certain Products contain restrictions to this limited warranty, additional warranties, or different warranty periods. Please see below for specific Product warranty information.

What The Company Will Do: Upon return of the defective Product to the Company or its authorized distributor for inspection, free and clear of all liens and encumbrances and accompanied by the statement of defects of proof of purchase, the Company will replace the Product.

Original User: These warranties only apply to the Original User of Products. These warranties are not transferable.

What Is Not Covered: The following costs, expenses and damages are not covered by the provisions of these limited warranties: (i) labor costs including, but not limited to, such costs for the removal and reinstallation of Products; (ii) shipping and freight expenses required to return the Products to the Company; or (iii) any other incidental, consequential, indirect, special and/or punitive damages, whether based on contract, warranty, tort (including, but not limited to strict liability or negligence), patent infringement, or otherwise, even if advised of the possibility of such damages. Some states do not allow the exclusion or limitation of incidental or consequential damages, so the above exclusion or limitation may not apply to you.

The provisions of these limited warranties do not apply to Products: (i) used for purposes for which they are not designed or intended; (ii) which have been subjected to alteration, misuse, abuse, negligence, or accident; (iii) which have been improperly stored, installed, maintained, repaired or operated; (iv) which have been used in violation of written instructions provided by Schlage; (v) which have been subjected to improper temperature, humidity, or other environmental conditions (i.e., corrosion); or (vi) which, based on the Company's examination, do not disclose to the Company's satisfaction non-conformance to the warranties. Additionally, the Company will not warrant ANSI A156.2 Grade 2 lever Product installed in educational facilities and student housing.

Additional Terms: The Company does not authorize any person to create for it any obligation or liability in connection with the Products. **The Company's maximum liability under these warranties is limited to the purchase price of the Product.** No action arising out of any claimed breach of these warranties by the Company may be brought by the Original User more than one (1) year after the cause of action has arisen.

How State Law Applies: These warranties give you specific legal rights, and you may also have other rights which vary from state to state.

SPECIFIC PRODUCT WARRANTY RESTRICTIONS/ADDITIONAL WARRANTIES:

ND-Series Levers 10-Year Mechanical Warranty

The limited warranty is for a period of seven (7) years for products shipped prior to January 2012. 10-year for products shipped after January 2012.

Small Format Interchangeable Core (SFIC) Warranty

The limited warranty also applies to Schlage locks and housings when used with another manufacturer's cores, or to Schlage cores (i.e. SFIC) when used in another manufacturer's locks and housings. *The use of unauthorized cylinder cams or other components with the Products shall void these warranties.*

Everest 29, Everest 29 Primus, Everest 29 Primus XP, Everest, Everest Primus, and Everest Primus XP Limited Lifetime Key Breakage Warranty

A limited lifetime warranty is provided to the original user against breakage and is subject to the restrictions of these limited warranties.

Portable Security Limited Lifetime Warranty

A limited lifetime warranty is provided to the original user and is subject to the restrictions of these limited warranties.

Exclusions: Oil Rubbed Bronze finish (613) is designed to improve over time and change in appearance, creating a living finish through daily use and thus, finish discoloration is not applicable to the above warranty.

Product Warranties: Residential Applications

Lifetime Limited Mechanical & Finish Warranty and 1-Year Limited Electronics Warranty

Subject to the terms and conditions of this warranty, Schlage extends a lifetime limited mechanical and finish warranty and a one-year limited electronics warranty to the original consumer user ("Original User") of our Schlage brand product ("Product") against defects in material and workmanship, as long as the Original User occupies the residential premises upon which the Product was originally installed.

What Schlage will do: Upon return of the defective Product to Schlage, Schlage's sole obligation, at its option, is to either repair or replace the Product, or refund the original purchase price in exchange for the Product. Original User: This warranty only applies to the Original User of Products. This warranty is not transferable.

What is not covered: The following costs, expenses and damages are not covered by the provisions of this limited Warranty: (i) labor costs including, but not limited to, such costs as the removal and reinstallation of Product; (in) shipping and freight expenses required to return Product to Schlage; and (iii) any other incidental, consequential, indirect, special and/or punitive damages, whether based on contract, warranty, tort (including, but not limited to, strict liability or negligence), patent infringement, or otherwise, even if advised of the possibility of such damages. Some local laws do not allow the exclusion or limitation of incidental or consequential damages, so the above exclusion or limitation may not apply to you.

The provisions of this warranty do not apply to Products: (i) used in commercial applications; (ii) used in common area applications; (iii) used for purposes for which they are not designed or intended; (iv) which have been subjected to alteration, abuse, misuse, negligence or accident; (v) which have been improperly stored, installed, maintained or operated; (vi) which have been used in violation of written instructions provided by Schlage; (vii) which have been subjected to improper temperature, humidity or other environmental conditions; or (viii) which, based on Schlage's examination, do not disclose to Schlage's satisfaction non-conformance to the warranty. Additionally, this warranty DOES NOT COVER scratches, abrasions, or deterioration due to the use of paints, solvents or other chemicals.

Exclusions: Oil Rubbed Bronze finish (613) is designed to improve over time and change in appearance, creating a living finish through daily use and thus, finish discoloration is not applicable to the above warranty. **Additional terms:** Schlage does not authorize any person to create for it any obligation or liability in connection with the Product. Schlage's maximum liability here under is limited to the original purchase price of the Product. No action arising out of any claimed breach of this warranty by Schlage may be brought by the Original User more than one (1) year after the cause of action has arisen.

How local law applies: This warranty gives you specific legal rights, and you may also have other rights as otherwise permitted by law. If this Product is considered a consumer product, please be advised that some local laws do not allow limitations on incidental or consequential damages or how long an implied warranty lasts, so that the above limitations may not fully apply. Refer to your local laws for your specific rights under this warranty.

TERMS & CONDITIONS - Product Warranties and Distribution Policy

Product Warranties: Residential Applications (Cont.)

Guaranteed Fit Program: Schlage products are designed to fit standard residential door preparations and retrofit existing tubular locks. Note: Mortise locks and preparations are not considered standard and are not guaranteed under this program. During the initial installation, if there is a problem with the Product's performance, the Original User may simply contact Schlage Customer Service at 888-805-9837 in the U.S. and Canada or 800-506-7866 in Mexico for assistance.

Program and warranty claims: If you encounter a residential door preparation or fit issue under the Guaranteed Fit Program or have a claim under this warranty, please contact Schlage Customer Service for repair, replacement or refund of the original purchase price in exchange for the return of the Product to Schlage.

DEXTER[®] Lifetime Mechanical Warranty and 5-year Finish Warranty by **SCHLAGE**

Subject to the terms and conditions of this warranty, Schlage Lock Company ("Schlage") extends a lifetime limited mechanical and 5-year finish warranty to the original consumer user ("Original User") of Schlage J Series products ("Product") against defects in material and workmanship, as long as the Original User occupies the residential premises upon which the Product was originally installed.

What Schlage will do: Upon return of the defective Product to Schlage, Schlage's sole obligation, at its option, is to either repair or replace the Product, or refund the original purchase price in exchange for the Product. Original User: This warranty only applies to the Original User of Products. This warranty is not transferable.

What is not covered: The following costs, expenses and damages are not covered by the provisions of this limited Warranty: (i) labor costs including, but not limited to, such costs as the removal and reinstallation of Product; (in) shipping and freight expenses required to return Product to Schlage; and (iii) any other incidental, consequential, indirect, special and/or punitive damages, whether based on contract, warranty, tort (including, but not limited to, strict liability or negligence), patent infringement, or otherwise, even if advised of the possibility of such damages. Some local laws do not allow the exclusion or limitation of incidental or consequential damages, so the above exclusion or limitation may not apply to you.

The provisions of this warranty do not apply to Products: (i) used in commercial applications; (ii) used in common area applications; (iii) used for purposes for which they are not designed or intended; (iv) which have been subjected to alteration, abuse, misuse, negligence or accident; (v) which have been improperly stored, installed, maintained or operated; (vi) which have been used in violation of written instructions provided by Schlage; (vii) which have been subjected to improper temperature, humidity or other environmental conditions; or (viii) which, based on Schlage's examination, do not disclose to Schlage's satisfaction non-conformance to the warranty. Additionally, this warranty DOES NOT COVER scratches, abrasions, or deterioration due to the use of paints, solvents or other chemicals.

Product Warranties, Additional Terms & Conditions: Commercial and Residential Applications

Additional Terms: The Company does not authorize any person to create for it any obligation or liability in connection with the Products. The Company's maximum liability under these warranties is limited to the purchase price of the Product. No action arising out of any claimed breach of these warranties by the Company may be brought by the Original User more than one (1) year after the cause of action has arisen.

How State Law Applies: These warranties give you specific legal rights, and you may also have other rights which vary from state to state.

Note: Should the Product be considered a consumer product as may be covered by the Magnusson Moss Federal Warranty Act, please be advised that: (1) Some states do not allow limitations or incidental consequential damages or how long an implied warranty lasts so that the above limitations may not fully apply; and (2) This warranty gives specific legal rights and a user may have other rights which may vary from state to state.

For warranty service and shipping instructions contact:

Schlage and Portable Security Commercial Customers

Schlage
Customer Care
3899 Hancock Expressway
Colorado Springs, CO 80911

(877) 671-7011
Fax (800) 452-0665

Schlage and Portable Security Residential and Retail Customers

Schlage
Customer Care
2119 East Kansas City Road
Olathe, KS 66061

(800) 847-1864 (option 1) Consumer
Fax (800) 366-5625

The Schlage Lock Company reserves the right to make changes in designs and specifications or to make additions or improvements on its products without notice and without incurring any obligation to incorporate them on products previously manufactured. The Schlage Lock Company is not responsible for any modification, addition or alteration to our products by others.

Distribution Function and Location Policy

The Schlage customer relationship includes the nonexclusive area of primary sales responsibility and the channel of distribution assigned by Schlage. It is vital to our success and for the effective management of the distribution of our products that the Schlage customer relationship, once it is satisfactorily established between us, should not be changed without our approval. Therefore, after selection by Schlage as a distributor of one or more of Schlage products, a customer should continue to perform that distribution function from the location of its business at the place or places utilized at the time of selection. A customer should not change its Schlage distribution function or establish a different or additional location without the prior written consent of Schlage.

Schlage reserves the right to discontinue, after appropriate notice, sale of its products to any customer which refuses to adhere to this policy. Schlage also reserves the right to change, in its sole discretion, the number and locations of the distributors authorized to distribute its products in any area. This determination will be based upon, among other considerations, the success or failure in developing the market for Schlage products.

Schlage Key Systems Sales Policy

Definition-

Standard keyways are C, CE, E, EF, F, FG, G, H, J, K, L. All other keyways are considered restricted. Everest, Everest Primus, Classic Primus and all other restricted keyway products (Quad, Reversed, Numbered) manufactured by the Schlage Lock Company are offered for sale by policies set forth per product type and security levels through specific channels of distribution. Possession of this price book or any other Schlage price book does not constitute “the right to purchase” these products. Please refer to the sales policy below for terms and condition. The term keyway(s) refer(s) to keyway, key sections or side bit milling.

Standard Classic (Obverse) Key Sections- no restriction

Standard keyways are Classic (Obverse) C, CE, E, EF, F, FG, G, H, J, K, L.

Everest and Everest 29 Open (C and S Key Sections)

Everest and Everest 29 Open (C & S keyways) include non-Primus products with Everest C and Everest 29 S keyways and key sections. Schlage only sells Everest and Everest 29 Open products to commercial security professionals. Commercial security professionals purchasing Everest and Everest 29 Open products from Schlage are permitted to stock and to originate or duplicate keys without signature verification.

Purchasers of Everest and Everest 29 open (C & S) are permitted to resell the products in accordance with their distribution agreement to end users and to other commercial security dealers who have a professional locksmith on staff but are expressly prohibited from selling to:

- i) Any residential retail outlet.
- ii) Any individual or entity purchasing or selling products through any method of auction.

End User Keyways - Primus / Primus XP levels 3, 4 & 9, Everest D, Everest B, Everest 29 T, Everest 29 R, Quad, Reversed, Numbered.

End user restricted keyways are manufactured and sold by Schlage for use within the end user facilities only and are not for dealer or locksmith's use or distribution. The facilities are described as the “ship-to” address pre-authorized by the end user via a letter of authorization (LOA) or face sheet (depending upon the key system type).

End user keyway products may be stocked at the end user location only, unless authorized otherwise in writing by the end user. Every new end user system, using these restricted keyways, requires prior approval from the local SSC sales office management.

Restricted end user keyways may not be sold to any contract hardware dealer or wholesale distributor not open as a direct Schlage account as the time of the sale, unless authorization has been granted in writing by the local SSC sales office management where the end user reside.

Locksmiths/ dealers' keyways - Primus/ Primus XP levels 1, 1+, 2, 7, 8, Everest B234 & B235, Everest 29 R234 & R235.

Locksmith/ dealer key section can be sold to commercial locksmiths/ dealers only.

Right to stock and sell locksmiths/ dealers restricted keyways requires the appropriate written agreement with Schlage and approval by the local SSC sale office management. Please contact your local SSC sale office for a copy of these contracts and additional information.

Schlage hereby reserves the right to terminate or take any other legal action against any party that violates this policy.

TERMS & CONDITIONS - Restricted Keyway Policy

Restricted Keyway Policy

Everest B, Everest 29 R

All Everest and Everest 29 SFIC (B and R Families) keyways are restricted.

When ordering a new keying system, include the following:

- Job (end-user) name, city, state and zip code.
- Letter of Authorization (LOA) – Authorized ship-to address for key blanks, cores and cut keys on end-user's official stationery. See **Forms & Examples** for sample letter of authorization.
- Numerically defined specifications for expansion of all branches of the key system.

The factory will assign a "facility code" which will appear on all keys and blanks for this job. When ordering additions to an existing keying system, include the following:

- Job (end-user) name, city, state and zip code.
- Facility code previously assigned by Schlage and stamped on all existing keys and blanks.
- Registry number of the keying system as established by Schlage.
- Letter of authorization on end-user's official stationery is required when:
 - End-user places order with new dealer.
 - Order is to be drop shipped to a different ship-to address than originally authorized by the end-user.See **Forms & Examples** for sample letter of authorization.

Bitting list (transcript) orders require a letter of authorization on the end-user's official stationery. Prevailing prices apply.

Everest D, Everest 29 T

All Everest D and Everest 29 T keyways are restricted.

When ordering a new keying system, include the following:

- Job (end-user) name, city, state and zip code.
- Letter of Authorization (LOA) – Authorized ship-to address for all products on end-user's official stationery. See **Forms & Examples** for sample letter of authorization.
- Numerically defined specifications for expansion of all branches of the key system.

The factory will assign a "facility code" which will appear on all keys and blanks for this job. When ordering additions to an existing keying system, include the following:

- Job (end-user) name, city, state and zip code.
- Facility code previously assigned by Schlage and stamped on all existing keys and blanks.
- Registry number of the keying system as established by Schlage.
- Letter of authorization on end-user's official stationery is required when:
 - End-user places order with new dealer.
 - Order is to be drop shipped to a different ship-to address than originally authorized by the end-user.See **Forms & Examples** for sample letter of authorization.

Quad, Numbered ("Paracentric") and Reverse Keyway Family Policy

A letter of authorization from the end-user is required for all orders for restricted keyway plugs, 0-bitted and 1-bitted products and all key blanks. Restricted keyway products are not available keyed random. The letter of authorization must include the address in which the materials will be shipped. Keyway or keyway family must be referenced in the letter. Letters must be dated and signed by the end user. Letters dated more than 6 months prior to the order submission date will not be accepted. Letters for projects that are ongoing may be older than six months if effective dates are referenced in the letter. With the exception of the signature, all other information must be typed.

Allowable End User Authorizations for Restricted Keyways:

The end user can authorize a dealer or distributor to order and inventory products if they so choose. This authorization requires the submission of a fully completed "Letter of Authorization" or "Signature Card", depending on the product type requirements, by the end user to Schlage.

Construction Core Program Policy

Full size and small format construction cores will be invoiced under standard payment terms. Credit for these cores, less the handling charge, will be issued upon their return to the factory. Please contact customer service for return authorization. Customers may not deduct payment for construction cores prior to completion of their authorized return.

Control Keys for Interchangeable Cores

A single control key will be added to orders containing interchangeable cores where a new masterkey system, master key system expansions requiring a different control key and all construction core orders are placed and does not include a control key on the purchase order. Construction core orders will include both a control and user key.

Primus® / Primus XP Sales Policy

Primus High Security cylinder products manufactured by the Schlage Lock Company are offered for sale through specific channels of distribution, based on stocking requirements and security levels. Possession of this price book or any other Schlage price book does not constitute “the right to purchase” Primus products.

Important: In stocking levels where purchase agreements are required, a fully executed purchase agreement, including initial minimum inventory order, must be in place before any Primus products may be quoted or purchased. Contact your SSC Consultant for specific details.

The prices contained herein apply to Primus Levels 1 through 9 with respect to the actual product. Availability of product is subject to additional conditions as follows:

Classic Keyways

PRIMUS/PRIMUS XP LEVEL 1: For retail locksmiths and Schlage dealers. Standard nationwide side biting by keyway. Stocking level requires a separate Primus/Primus XP agreement. Initial inventory commitment required for distributors but not for participating locksmiths. Obverse keyways only. HP, JP and LP section keys are not available.

PRIMUS LEVEL 1 PLUS: For retail locksmiths. A side biting is assigned on a nationwide exclusive basis to a specific Schlage wholesale distributor. Stocking level which requires a separate Primus purchase agreement and an initial minimum inventory purchase by the wholesaler and the locksmith. Obverse keyways only. HP, JP and LP section keys are not available. Cylinders are always furnished less key blanks (LKB).

PRIMUS XP LEVEL 1 PLUS: For retail locksmiths. An exclusive side biting is assigned to dealer within the first three digits of the dealer physical location zip-code. Distribution through direct Schlage dealers. Stocking level which requires a separate Primus purchase agreement and an initial minimum inventory purchase. Obverse keyways only. Cylinders can be ordered LKB, KD, KA or MK.

PRIMUS/PRIMUS XP LEVEL 2: For Schlage dealers and large commercial locksmith businesses. Exclusive side biting is assigned to dealer by time zone. Distribution through direct Schlage dealers. Stocking level which requires a separate Primus purchase agreement and an initial minimum inventory purchase. Obverse keyways only.

PRIMUS/PRIMUS XP LEVEL 3: End user level not stocked by dealers. Key systems are assigned a side biting exclusive within 2-digit zip code (Level 3G) for orders of 60 - 1,999 Primus cylinders. Orders of fewer than 60 Primus cylinders are randomly assigned a side biting from a small nationwide pool of side bittings (Level 3U). Distribution through Schlage dealers and Schlage wholesale distributors. Obverse and Quad keyways only.

PRIMUS/PRIMUS XP LEVEL 4: End user level not stocked by dealers. Key systems are assigned a side biting exclusive within a time zone (Level 4Z) for orders of 2,000 - 3,999 Primus cylinders. A nationwide exclusive side biting (Level 4N) is assigned to key systems of 4,000 or more Primus cylinders. This exclusivity can be purchased for a separate fee for smaller quantities of cylinders. This price book does not contain the fee schedule. Contact your SSC Consultant for specific information. Distribution through Schlage dealers and Schlage wholesale distributors. Obverse and Quad keyways only.

PRIMUS LEVEL 7: For retail locksmiths. Side biting is assigned on a nationwide exclusive basis to a specific Schlage wholesale distributor. Stocking level which requires a separate Primus purchase agreement and an initial minimum inventory purchase by the Schlage wholesaler and the locksmith. Same as Level 1 PLUS above, but with Everest S Family keyways only.

PRIMUS XP LEVEL 7: For retail locksmiths. An exclusive side biting is assigned to dealer within the first three digits of the dealer physical location zip-code. Distribution through direct Schlage dealers. Stocking level which requires a separate Primus purchase agreement and an initial minimum inventory purchase. All Everest 29 key sections. Cylinders can be ordered MK, KA, KD or LKB.

PRIMUS/PRIMUS XP LEVEL 8: For Schlage dealers and large commercial locksmith businesses. Exclusive side biting is assigned to dealer by time zone. Distribution through direct Schlage dealers. Stocking level which requires a separate Primus purchase agreement and an initial minimum inventory purchase. Equivalent to Level 2 above, but with Everest S Family keyways only.

PRIMUS/PRIMUS XP LEVEL 9: End user level not stocked by dealers. Key systems are assigned varying degrees of geographically exclusive side bittings based on a sliding scale of purchase commitment or separate fees. This price book does not contain the fee schedule. Contact your SSC Consultant for specific information. Distribution through Schlage dealers and Schlage wholesale distributors. Level 9U, 9G, 9Z, and 9N are equivalent to Levels 3U, 3G, 4Z, and 4N above, but with Everest S and T Family keyways.

The following side bit milling exclusivity criteria apply to both levels 3, 4 & 9:

- 1- 60 cylinders-Random assignment
- 61-1999 cylinders-First two digits of zip-code
- 2000-3999 cylinders-Time-Zone Exclusivity (also available for \$10,000 fee for an organization who would like this exclusivity and doesn't meet cylinders quantity requirement).
- 4000 + cylinders-Nation Wide Exclusivity.(also available for \$40,000 fee for an organization who would like this exclusivity and doesn't meet cylinders quantity requirement).

Important Ordering Information

See Forms & Examples: Primus and Everest 29 Primus Ordering Checklist for a checklist of information required to process a Primus order. Note that, for security reasons, all end user Primus levels (Level 3, 4 and 9) require a Facesheet (MS-EI20) bearing an original signature. Opening orders for end user Primus levels also require a Signature Card (MS-EI30) bearing original signatures. Facesheets and signature cards are used to authenticate the end user request for product, therefore orders received without the correct supporting documents (or without original signatures) are subject to delays or cancellations. Blank Facesheets and Signature Cards are included in the Forms & Examples section of this price book for your reference. Additionally, electronic version of these forms are available at allegion.com/us.

The Schlage Lock Company reserves the right to make changes in designs and specifications, to make additions or improvements on its products, or to discontinue products without incurring any obligation. The Schlage Lock Company is not responsible for any modification, addition, or alteration to our products by others.

Inventory commitment Requirements-Commercial Locksmiths Levels			
Primus XP		Everest 29 Primus XP	
Level 1	None	N/A	N/A
Level 1+	\$7,500	Level 7 XP	\$7,500
Level 2	25,000	Level 8	\$25,000

PRIMUS PRIMUS <i>XP</i>		Typical Applications		EVEREST 29 PRIMUS EVEREST 29 PRIMUS <i>XP</i>	
LEVEL 1	Dealer Controlled Systems	National Non-Exclusive		Consider Everest Open for Commercial Exclusivity	
		Stocked by distributors and resold to end users via commercial locksmiths; All Level 1 Locksmiths have the same side bittings.			
LEVEL 1+	Dealer Controlled Systems	Primus Wholesaler/ Locksmith Exclusive	XP Dealer Exclusive	LEVEL 7	
		Locksmiths resell wholesaler's side biting to end users; keys bear locksmith ID number.	Owned and stocked by dealers then resold to end users. Keys bear unique ID based upon three digits zip-code exclusivity of side biting.		
LEVEL 2	End User Exclusive	Dealer Exclusive		LEVEL 8	
LEVEL 3		Owned and stocked by dealers then resold to end users. Keys bear a unique ID based upon time-zone exclusivity of side-biting.			
LEVEL 4	End User Exclusive	End User Exclusive		LEVEL 9	
		Exclusivity is based on either random assignment or on the first 2 digits of the zip code, depending on end user commitment.			
		<ul style="list-style-type: none"> • Strip Mall Shops • Small Businesses • Upscale Homes 			
		<ul style="list-style-type: none"> • Small Businesses • Restaurants • Doctor's Offices 			
		<ul style="list-style-type: none"> • Office Buildings • Banks • Private Schools • Healthcare Residences 			
		<ul style="list-style-type: none"> • Educational Facilities • Healthcare Facilities • Large Office Complexes • Government Buildings • Detention Centers • Franchises 			

Electronic Validation from Schlage

Electronic Validation (e-validation) is an online system for the use of the end user to create electronic authorizations replacing the letter of authorization (LOA) and Primus Facesheet processes. This online validation system is designed to ease the burden of an end user providing authorizations for ordering restricted key and cylinder products on their behalf. Through this system, the end user can register for an online account with Schlage that will allow them to manage their shipping addresses, shipping contacts and additional authorized users for their restricted products. Through this system, they can then generate an electronic Facesheet that they can provide to the distributor of their choice to allow an order for restricted products to proceed. Enrolling in and using this feature will reduce the overall time for an order to be processed from the time that the end user has determined the need for product. The electronic Facesheet provided by the e-validation system can be faxed or emailed along with a distributor's order reducing the time and energy required for original copies of Facesheets previously required. The system is for both new and existing restricted key system owners. For new restricted systems, a registration process will provide the ability to create the initiating Facesheet for the project.

Products/key systems eligible for e-validation:

- Everest** – B and D restricted family of keyways
- Everest 29** – R and T restricted family of keyways
- Primus** – All keyway families that include the Primus feature
- Primus XP** – All keyway families that include the Primus XP feature

E-validation can be accessed at the following web address: [HTTPS://mycredentials.allegion.com](https://mycredentials.allegion.com)

Keyway Family of Master Key System	Standard Method of Shipment
<ul style="list-style-type: none"> • Classic Restricted (Numbered, Quad and Reverse) • Classic Primus (Obverse and Quad) • Everest Restricted (B and D Family) • Everest 29 Restricted (R and T Family) • Everest Primus (C and D Family) • Everest 29 Primus and Primus XP (S and T Family) • Classic Open (Obverse) • Everest Open (C Family) • Everest 29 Open (S Family) 	<p>2-Day Air</p> <ul style="list-style-type: none"> • Tracking number is assigned to shipment • Recipient's signature is required upon delivery

All goods are shipped F.O.B. factory and become the customer's property when they pass into the hands of the transportation company. Schlage reserves the right to use our choice of carrier.

Schlage Default Keyways

<p>Schlage Commercial products (excluding Portable Security) Default keyway is Everest 29 S123 For other optional keyways, please specify</p>
<p>Schlage Electronics Default keyway is Everest 29 S123 For other optional keyways, please specify</p>
<p>Portable Security - Kryptonite: default to C keyway KD For made to order products, please specify the keying and keyway</p>
<p>Schlage Residential: (F, B60, Dexter) Default keyway is C</p>

Hardware Finishes:

Schlage Lock finishes are durable, top quality finishes obtained by the careful processing of solid brass, bronze, stainless steel or other materials. Where required, a protective clear coating is applied and cured under high temperature. It is important that climatic conditions and usage be taken under consideration when selecting finishes. This is especially true in areas subjected to strong corrosive vapors, humid climate or sea air which, in a short time, may have a damaging effect on metal finishes. The longevity and preservation of the finish appearance is determined by base metal and finishing process. Clear protective coating or other organic finishing applications may require different methods of cleaning and care. As an example, non-clear coated finishes should not be cleaned with soaps or any solvents; organically coated surfaces should periodically be cleaned with a mild, nonabrasive soap and buffed lightly with a clean cloth. The type of base metal and finishing techniques must be considered when applying any cleaning or preservative method. Contact the Schlage Technical Services Department for further information on the care of finished hardware.

In some instances, for customer convenience, the most appropriate BHMA finish symbols are used to indicate similarity of appearance, regardless of base metal of finishing process. A, AL, CS, D, ND, F, FA, H, S, S200-Series and Dexter by Schlage levers are zinc-based material and are plated to match finishes indicated. L-Series will utilize a brass material for 612 and 613 finishes. Finishes of latches, strikes, cylinders/cores, and visible mounting screws, though similar in appearance, may differ from the finish of the trim. Finish numbers in the 600-Series are the BHMA (Builders Hardware Manufacturers Association) industry standard.

Commercial Finish Codes and Descriptions:

The nearest old U.S. equivalent code designations are shown in parenthesis ().

Symbol	Description	Symbol	Description
605 (3)	BRIGHT BRASS, Clear Coated	622 (19)	Matte Black
606 (4)	SATIN BRASS, Clear Coated	625 (26)	BRIGHT CHROMIUM PLATED, No Coating
609 (5)	ANTIQUÉ BRASS, Satin Brass, Blackened, Satin Relieved, Clear Coated	626 (26D)	SATIN CHROMIUM PLATED, No Coating
612 (10)	SATIN BRONZE, Clear Coated	629 (32)	BRIGHT STAINLESS STEEL, No Coating
613* (10B)	OIL RUBBED BRONZE, Oxidized Satin Bronze, Oil Rubbed, No Coating	630 (32D)	SATIN STAINLESS STEEL, No Coating
619 (15)	SATIN NICKEL, Satin Nickel Plated, Clear Coated	643e	AGED BRONZE, Clear Coated

**Oil rubbed bronze (613) is considered a category "B" finish by ANSI/BHMA and will vary in color when applied to different alloys and forms of base material. 613 will also vary from production lot and additionally from one manufacturer to another. Oil rubbed bronze will wear off over time due to the "rubbed" finishing method that has no protective coating or plating.*

Table of Contents

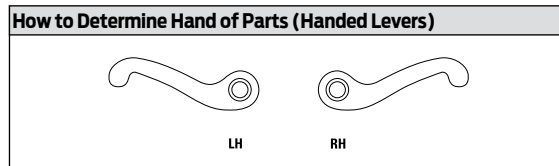
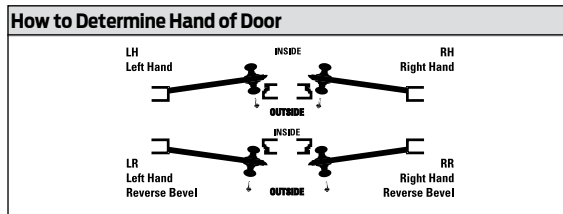
How To Order	Forms-2
How to Determine Hand of Door	Forms-2
How to Determine Hand of Parts (Handed Levers)	Forms-2
Ordering Examples	Forms-3
Sample Letter of Authorization for Everest® Restricted Products	Forms-4
Order Forms	Forms-6
Using Order Forms	Forms-6
Sequential List of Order Forms	Forms-6

FORMS & EXAMPLES - How To Order

To order Schlage products, descriptive data should be in the same sequence as shown:

LINE ITEM	QTY	PRODUCT	OUTSIDE		INSIDE		HAND	LATCH	DR STRIKE	THK	EXT	DIM	ADDITIONAL DETAILS
			DES	FIN	DES	FIN							
1	2	3	4	5	6	7	8	9	10	11	12	13	14

- LINE ITEM:** Line item number
- QTY:** Quantity
- PRODUCT:** Complete lock product or part number
- OUTSIDE DES:** Outside design code
- OUTSIDE FIN:** Outside finish code
- INSIDE DES:** Inside design code. Leave blank if same as outside design code.
- INSIDE FIN:** Inside finish code. Leave blank if same as outside finish code.
- HAND:** Hand of door. Only one hand allowed per line item.
Example: RH=Right Hand, LH=Left Hand, RR=Right Reverse, LR=Left Reverse.



- LATCH:** Latch. Leave blank for standard or specify part number if non-standard latch is required. LLL=Less Latch.
- STRIKE:** Strike. Leave blank for standard or specify part number if non-standard strike is required. LLL=Less Strike.
- DR THK:** Door Thickness. Enter door thickness if non-standard. Example: 138=1 3/8", 214=2 1/4", 212=2 1/2".
- EXT:** Extension. Enter one of the following when doors 2" thick or greater are specified:
EE = Extended Equally
EI = Extended Inside
EO = Extended Outside
ED = Extended Differently

EI or EO assumes the latch will be centered on a 1 3/4" door, to which material has been added.

- DIM:** Enter dimension for non-standard strike lip length and mortise cylinder or blocking ring length.
012 = 1/8" 118 = 1 1/8"
018 = 3/16" 114 = 1 1/4"
025 = 1/4" 138 = 1 3/8"
031 = 5/16" 112 = 1 1/2"
037 = 3/8" 158 = 1 5/8"
050 = 1/2" 134 = 1 3/4"
078 = 7/8" 200 = 2"
100 = 1" 400 = 4"

- ADDITIONAL DETAILS:** Enter detail for keying information and for special requirements.

Ordering Examples - FORMS & EXAMPLES

LINE ITEM	QTY	PRODUCT	OUTSIDE		INSIDE		HAND	LATCH	DR STRIKE	THK	EXT	DIM	ADDITIONAL DETAILS
			DES	FIN	DES	FIN							
One A or F-Series passage lock with a Georgian knob & rose in 609 on the outside and a Plymouth knob & rose in 605 on the inside, drive-in latch and strike.													
1	1	A10S	GEO	609	PLY	605		11-110	10-058				

One D-Series classroom lock with Orbit interchangeable core knob for a 2 1/4" thick door, extended equally, E keyway. Also furnish one control key blank.													
2	3	D70RD	ORB				RH			214	EE	138	E-111111
3	1	35-056											E section

Two AL-Series entrance locks with Saturn levers in US 10B with knurling on the outside, tamper resistant screws and keyed alike.													
4	2	AL53PD	8SA	613	SAT								KA Torx screws

One S-Series storeroom lock with Saturn levers in 612, four keys per lock.													
5	1	S80PD	SAT	612									4 keys total
6	2	50-215											Charge for extra cut keys

One L-Series passage lock with O5L 630 trim, with lead lined chassis.													
7	1	L9010	O5L	630			RH						Lead lined per XL11-515

One B600-Series single cylinder deadbolt in US 26D outside, US 3 inside, less the strike, with construction core. No control or change keys.													
8	1	B660T		626					LLL				ICX
9	1	50-231											Handling Charge

One ND-Series lever lock in RHO 612, classroom function on the outside, storeroom on the inside. Construction and master keyed to new system. Furnish one master key and one construction master key.*													
10	1	ND70x80PD	RHO	612									Per XN12-006
11	1	49-101											Master Key
12	1	48-104											Construction Master Key
13	2	50-210											Master keying charge (1/cyl)
14	2	50-211											Constr. keying charge (1/cyl)

One A-Series lock with an Orbit knob in US 3, entrance function, and Primus level 1 cylinder, CP keyway, 0-bitted, no keys.													
15	1	A53LD	ORB	605									
16	1	20-724		606								122	Primus #000367, CP-000000, LKB

One mortise cylinder, 1 1/4" long, which will operate a Von Duprin exit device													
17	1	20-001		626								114	

One hotel function L-Series lock with 17B trim in 625, large bow change keys and one large bow emergency key, F section, 0-bitted. Left hand door.													
18	1	L9485P	17B	625			LH						F-000000, 35-141 Keys
19	2	50-228											Charge for large bow keys substituted for standard bow keys
20	1	35-101											F section

* Use Master Keyed order form and Key System Summary when ordering.



DISTRICT 10

**End User
Letterhead - REQUIRED**

District 10 Schools
555 Main Street
End User City, State 55555
(555) 555-5555

May 1, 2003

Date - REQUIRED

To: Schlage Dealer
100 East Avenue
Dealer City, State 11111

**Dealer Name -
RECOMMENDED**

**Include Registry
Number &
Facility Code
(stamped on
keys) for existing
key systems**

RE: District 10, Jones Elementary School

Facility Name - REQUIRED

Please consider this authorization to ship product for the above-referenced project.

Jones Elementary School is to be keyed using a new Everest 29 T Restricted Key System. For security reasons, we would like to have all keys for this facility shipped to a location other than the job site. Master keyed products, however, can be shipped directly to the site. This letter authorizes Schlage to ship our restricted products to the following addresses:

Master Keyed Products, Construction Keys, Locks Less
Cylinders, and Locks with Construction Cores

Attn: Building Project Manager
District 10 Schools
555 Main Street
End User City, State 55555

Master Keys, Change Keys, Control Keys, and Key Blanks

Attn: Locksmith
District 10 Lockshop
1201 Fifth Avenue
End User City, State 55555

**Authorized Ship-
To Addresses -
REQUIRED**

These two addresses above serve as our only authorized shipment addresses for all orders placed for our facility. We understand that this letter will be kept on file and referenced for our future orders and that a new letter is only required to add, remove, or change authorized shipping locations.

Sincerely,

End User Representative
Facilities Manager

**End User
Representative
Signature -
REQUIRED**

Letter may be mailed or faxed to Schlage

**Schlage Restricted Order Processing
3899 Hancock Expressway
Colorado Springs, CO 80911**

PRIMUS AND EVEREST 29 PRIMUS ORDERING CHECKLIST

TO FACILITATE ORDER ENTRY FOR KEYS, CYLINDERS, AND CARDS

IMPORTANT NOTES

To expedite processing of all Primus orders, it is highly recommended that Primus products be ordered separately

For Level One Plus and 7, All Cylinder Orders Will Be Supplied LESS KEYBLANKS Unless Otherwise Specified

For All Other Levels, All Cylinder Orders Will Be Supplied WITH KEYBLANKS Unless Otherwise Specified

PRIMUS	EVEREST 29 PRIMUS
<p><u>FOR LEVEL ONE</u></p> <ul style="list-style-type: none"> ✓ The Distributor's Primus number <u>MUST</u> be provided ✓ The Sequence number <u>MUST</u> be provided <p><u>FOR LEVEL ONE PLUS</u></p> <ul style="list-style-type: none"> ✓ The Distributor's Primus number <u>MUST</u> be provided ✓ The Sequence number <u>MUST</u> be provided ✓ The Locksmith number <u>MUST</u> be provided <p><u>FOR LEVEL TWO</u></p> <ul style="list-style-type: none"> ✓ The Dealer's Primus number <u>MUST</u> be provided ✓ The Sequence number and/or Section <u>MUST</u> be Provided <p><u>FOR LEVELS THREE & FOUR</u></p> <ul style="list-style-type: none"> ✓ Orders Originating a System <u>MUST</u> include both an Original Facesheet and a Signature Card ✓ An Original Facesheet <u>MUST</u> accompany all succeeding orders ✓ The Primus number <u>MUST</u> be indicated on the Facesheet ✓ ALL fields on the Facesheet <u>MUST</u> be completed where applicable 	<p><u>FOR LEVEL SEVEN</u></p> <ul style="list-style-type: none"> ✓ The Distributor's Primus number <u>MUST</u> be provided ✓ The Locksmith's Facility code <u>MUST</u> be provided ✓ The Keyway <u>MUST</u> be provided <p><u>FOR LEVEL EIGHT</u></p> <ul style="list-style-type: none"> ✓ The Distributor's Primus number <u>MUST</u> be provided ✓ The Keyway <u>MUST</u> be provided <p><u>FOR LEVEL NINE</u></p> <ul style="list-style-type: none"> ✓ Orders Originating a System <u>MUST</u> include both an Original Facesheet and a Signature Card ✓ An Original Primus Facesheet <u>MUST</u> accompany all succeeding orders ✓ The Primus number <u>MUST</u> be indicated on the Facesheet ✓ ALL fields on the Facesheet <u>MUST</u> be completed where applicable

All Primus Orders & Supporting Documentation Should be Sent To:

Schlage
 Attn: Primus Order Processing
 3899 Hancock Expressway
 Colorado Springs, CO 80911

Using Order Forms

We recommend using the order forms included with this price book when placing purchase orders for Schlage products. The following 14 pages of order forms are available for copying prior to placing your order. Bulk supplies of blank forms are also available upon request. Contact Customer Service to order bulk supplies of forms. Specify form number.

Sequential List of Order Forms

Description	Form Number	Rev Date	Total Pages	Available on allegion.com/us
Non-Master Keyed Order Form, First Page	MS-I250	3/14	1 page	.
Non-Master Keyed Order Form, Additional Page	MS-I300	3/14	1 page	.
Master Keyed Order Form, First Page	MS-I100	3/14	1 page	.
Master Keyed Order Form, Additional Page	MS-I150	3/14	1 page	.
Key System Summary	MS-I200	3/14	5 pages	.
Primus® Facesheet	MS-E120	3/14	1 page	.
Primus® Signature Card	MS-E130	3/14	1 page	.

QUOTE #
SHIPPING INSTRUCTIONS

ALLEGION™ 

Non-Master Keyed ORDER

REQUESTED SHIPDATE
ORDER WRITTEN BY
FOR FURTHER INFORMATION, CONTACT:
Name:
Phone:
Fax:

MARK CARTONS:
CUSTOMER NAME AND ADDRESS:
SHIP TO:

ACCOUNT NO.
P.O. NO.

DATE

LINE ITEM	QTY	PRODUCT	OUTSIDE		INSIDE		HAND	LATCH	STRIKE	DR THK	EXT	DIM	ADDITIONAL DETAILS Use for Key Section and Biting Information, KA Groups, Primus® No., Locksmith ID No., etc.
			DES	FIN	DES	FIN							

LINE ITEM	QTY	PRODUCT	OUTSIDE		INSIDE		HAND	LATCH	STRIKE	DR THK	EXT	DIM	ADDITIONAL DETAILS Use for Key Section and Biting Information, KA Groups, Primus® No., Locksmith ID No., etc.
			DES	FIN	DES	FIN							



Items Ordered	OUTSIDE		HAND (Only one hand per line item)	INSIDE		DOOR #	LATCH KEY Symbol(s)	STRIKE MK Symbol(s)	Enter door thickness if not standard DR THK	Enter when door thickness is greater/ equal to 2" EXT	Dimension for mortise cylinder, blocking ring, etc. DIM	ADDITIONAL DETAILS
	DESIGN	FINISH		DESIGN	FINISH							
Key/Label Instructions	QTY	PRODUCT	QTY	Heading								
LINE ITEM												





MASTER KEY SYSTEM SUMMARY

This form must be attached to the **Master Key Order form and P.O.** Please provide as complete and accurate as possible so we can provide what you need for your Key System.

Job Name
Address
City / State
Country

Account No.
P.O.#

For detailed instructions on how to complete this form please refer to pages 4 & 5

System Overview

New Existing (provide info below)

Attached Dealer Specified Combinations

Registry # _____

Structure or
Factory Order # _____

1. Select System

Schlage

- Classic
- Classic Primus *

Everest®

- B (Small Format IC, Restricted *)
- C (Open)
 - Primus**
- D (Restricted *)
 - Primus**

Everest 29™

- R (Small Format IC, Restricted *)
- S (Open)
 - Primus**
- T (Restricted *)
 - Primus**

Falcon

- Standard
- Schlage C
- Restricted *
- Interchangeable Core A2
- Interchangeable Core A4

Everest 29 key sections are backwards compatible to Everest keyways and have the following relationships:

R family sections > B family keyways
S family sections > C family keyways
T family sections > D family keyways

Type

- 5-pin 6-pin 7-pin
- See compatibility chart on page 5

Keyway _____
Specified **: _____

** = The Commercial Master Key Department makes the final decision in the selection of key sections

Construction Keyed Yes No

Full Size Construction Cores ICA ICB ICC
(Schlage Only)

Small Format Construction Cores Brown Green

Construction Keyed Type

- Falcon CK (BOK) Lost Ball
- Schlage CK (Split) RCK (5-Pin C only)

2. Select Keys & Key Stamping

Change Keys

No. Of Keys per Symbol _____

No. Of Keys per Cylinder _____

Type

Standard Bow

Standard Bow
(Unembossed)

Access Bow
(Schlage Only)

Large Bow

Key Stamp Details

Keyset Symbol

Do Not Duplicate
(DND)

With Custom Die
(Specify) _____

Non-standard Code (Specify) _____

Change Key Packaging and Shipping Instructions

Pack Keys Independently (PKI) of Lock or Cylinder ***

*** = *Furnished standard at no charge with
Split-Key construction keying*

Yes No

If PKI, ship change keys to:

Dealer

Other _____

See Primus Facesheet

3. Select Cylinder Stamping

Cylinder Stamp Details

With Industry Standard Key Symbol

Non-Standard Code (Specify)

Cylinder Stamping Location

Plug Face (N/A in Primus) - VKC

Concealed (N/A in Falcon STD) - CKC

4. Select Key Quantities

Level	Qty. Per	Master Key Symbol (s)	Total Quantity
GGM _____	_____	_____	_____
GM _____	_____	_____	_____
MK or RMK _____	_____	_____	_____
Control _____	_____	_____	_____
Emergency _____	_____	_____	_____
Others _____	_____	_____	_____

Ship Master Keys To:

Dealer
 See Primus Facesheet
 Other

Special Function	Qty. Per		Qty. Per
RCK (Lost Ball) ****	_____	Full Size Construction Core Keys (Schlage Only)	_____
CK (Split Key) ****	_____	Full Size Construction Core Control Keys (Schlage Only)	_____
Extractor Tools ****	_____	Small Format Construction Core Keys	_____
		Small Format Construction Core Control Keys	_____

**** = Use with Construction Keying

5. Master Key Future Expansion

List Future MK Symbols	Approx. # of Change Key Symbols Under Each Future MK
------------------------	--

Example:
 MK..... BJ, BK _____ 40 each _____

GGM <input type="checkbox"/>	_____	_____
GM <input type="checkbox"/>	_____	_____
MK <input type="checkbox"/>	_____	_____
MK <input type="checkbox"/>	_____	_____
MK <input type="checkbox"/>	_____	_____
MK <input type="checkbox"/>	_____	_____
Others <input type="checkbox"/>	_____	_____

6. Operating Instructions

(Unless otherwise specified, all hierarchical master keys will operate cross-keyed cylinders)

Cross Keyed Cylinder	is operated by these change keys	Cross Keyed Cylinder	is operated by these change keys
X _____	_____	X _____	_____
X _____	_____	X _____	_____
X _____	_____	X _____	_____
X _____	_____	X _____	_____

7. Instructions and Compatibility

General Information

If you do not know the registry number (R#), structure number or the original factory order number for an existing system, contact Customer Service prior to placing the order:

Tel. 1-877-671-7011
Fax 1-800-452-0663

- Only one structure may be ordered on the same purchase order
- Classic refers to Obverse, Numbered (Paracentric), Quad, and Reverse key section families
- Classic Primus refers to Primus Obverse and Primus Quad key section families

Section 1: Select System

Full Size Construction Cores

- Schlage only

Small Format Construction Cores

- 7-pin only for Schlage
- 6- and 7-pin for Falcon

CK (Split)

- 6-pin for Schlage and Falcon
- Split key construction keying is not available for Classic Primus or Everest 29 Primus

RCK (Lost Ball)

- 5-pin (C keyway) only for Schlage
- 5-, 6-, and 7-pin for Falcon

System Selection

- Refer to the compatibility chart

Section 2: Select Keys and Key Stamping

Stamp Details

- Unless otherwise specified, industry standard key symbols are stamped on Everest 29™ and Primus® keys
- For custom die, attach RFQ approval for Schlage

Section 3: Select Cylinder Stamping

Type

- For cylinder type refer to the compatibility chart

Keyway (specify)

- Schlage Commercial's default key section for new Master Key Systems is Everest™ S145

Section 4: Key Quantities

Level

- Unless otherwise specified, the control key has the same cut as the highest-level key in the system (Except SFIC systems)

Special Function

- Construction keys are not furnished unless specified

Change Keys

- Unless otherwise specified 2 change keys are furnished per lock or cylinder

Section 5: Master Key Future Expansion

- Do not use the letters “I”, “O”, “CK”, “KA, or “KD” for any master key symbols

Section 6: Operating Instructions

- Cross keying reduces the security and expansion of key systems
- Unless otherwise specified, all hierarchical master keys will operate cross-keyed cylinders

Compatibility Chart

	5 Pin	6 Pin	7 Pin	Split Key	Block O-Key	Lost Ball	Temp Core	A2	A4	0.025	0.018
Schlage											
Classic	X	X		X		X	X				
Everest 29 S		X		X			X				
Everest 29 T		X		X			X				
Everest 29 R			X				X	X			
Classic Primus (XP)		X					X				
Everest 29 Primus (XP)		X					X				
Falcon											
Open	X	X	X		X	X					X
Restricted		X	X		X	X				X	
Schlage C		X		X							
SFIC Open		X	X				X	X	X		
SFIC Restricted		X	X				X	X	X		

Primus Face Sheet

Level 3, 4, and 9 Order Authorization

**THIS ORIGINAL FORM MUST BE MAILED TO SCHLAGE COMMERCIAL DIVISION WITH YOUR ORDER
– FAXED COPIES NOT ACCEPTABLE –**

DISTRIBUTOR INFORMATION ONLY:

DISTRIBUTOR NAME _____ **DATE** _____
ACCOUNT # _____ **DISTRIBUTOR PO#** _____
IF SOLD TO ANY ENTITY/INDIVIDUAL OTHER THAN END-USER SPECIFY NAME: _____

PRIMUS SECURITY LEVEL:

<input type="checkbox"/> 3U (no exclusivity)	<input type="checkbox"/> 4Z (time zone exclusivity)	<input type="checkbox"/> 9U (no exclusivity)	<input type="checkbox"/> 9Z (time zone exclusivity)
<input type="checkbox"/> 3G (2-digit zip exclusivity)	<input type="checkbox"/> 4N (nationwide exclusivity)	<input type="checkbox"/> 9G (2-digit zip exclusivity)	<input type="checkbox"/> 9N (nationwide exclusivity)
C l a s s i c K e y w a y s		E v e r e s t 2 9 K e y w a y s	

NEW If new, complete project information and attach Primus Signature Card (Schlage form MS-E130).

Project Name (please print or type) _____

Street (no P.O. Box) _____ City _____ State _____ Zip _____

EXISTING If existing please indicate Primus # _____ (From Primus I.D. Card)
Name and phone # of individual who is knowledgeable about this project, should any clarification be necessary:

()
Name _____ Phone _____

SHIPPING INSTRUCTIONS:

It is the policy of Schlage Commercial to ship Level 3, 4, and 9 products directly to the end user / owner to maximize control and security of your Primus cylinders and keys. Be sure that the shipping address provided below includes the name of the specific individual in your organization to whom Primus cylinders and keys should be shipped. Schlage will ship to alternate locations, if so instructed, with the understanding that the undersigned assumes full responsibility for the security and care of the material to be so shipped. **Unless otherwise specified below, Level 3, 4, and 9 products will be shipped to the original end user / owner address on file.**

Masterkeys may be shipped to a separate location if desired, at no extra charge. If all keys are to be packed and shipped separately, there is an additional charge in accordance with Schlage PKI (Pack Keys Independently) pricing as listed in Schlage's current price book.

ORDER SHIPPING ADDRESS:

Location Name _____
Attention _____
Street (no P.O. Box) _____
City _____ State _____ Zip _____

CHANGE KEY ONLY SHIPPING ADDRESS:

Location Name _____
Attention _____
Street (no P.O. Box) _____
City _____ State _____ Zip _____

MASTER KEY ONLY SHIPPING ADDRESS:

Location Name _____
Attention _____
Street (no P.O. Box) _____
City _____ State _____ Zip _____

ALL KEYS SHIPPING ADDRESS:

Location Name _____
Attention _____
Street (no P.O. Box) _____
City _____ State _____ Zip _____

SIGNATURE BLOCK:

I hereby authorize the above Schlage distributor to order material for the Primus system specified above and I certify that I am the owner, or authorized agent of the owner of the Primus High Security Cylinder System specified above and I am authorized to place this order.

AUTHORIZED SIGNATURE

DATE

Allegion
Schlage
Attn.: Primus Order Processing
3899 Hancock Expressway
Security, CO. 80911

THE PRIMUS FACESHEET MUST BE COMPLETED AND ATTACHED TO YOUR ORDER FORM.
AN INCOMPLETE PRIMUS FACESHEET WILL CAUSE UNNECESSARY DELAYS IN ORDER PROCESSING.
– FAXED COPIES NOT ACCEPTABLE –

Signature Card

For Internal Use Only	
Primus# _____	Order# _____
G/Z/E <input type="text"/>	S/M <input type="text"/>

Level 3, 4, and 9 Order Authorization

THIS SIGNATURE CARD ESTABLISHES AUTHORIZATION TO PURCHASE ADDITIONAL PRIMUS HIGH SECURITY PRODUCT FOR THE SECURITY SYSTEM INSTALLED AT THE ADDRESS BELOW.

**THIS ORIGINAL FORM MUST BE MAILED TO SCHLAGE COMMERCIAL DIVISION WITH YOUR ORDER
– FAXED COPIES NOT ACCEPTABLE –**

PRIMUS SECURITY LEVEL:

<p>3U (no exclusivity) 4Z (time exclusivity) 3G (2-digit zip exclusivity) 4N (nationwide exclusivity)</p> <p style="text-align: center;">C l a s s i c K e y w a y s</p>	<p>9U (no exclusivity) 9Z (time exclusivity) 9G (2-digit zip exclusivity) 9N (nationwide exclusivity)</p> <p style="text-align: center;">E v e r e s t 2 9 K e y w a y s</p>
--	--

PROJECT INFORMATION

Project Name (please print or type) _____

Street Address (no P.O. Box) _____

City _____ State _____ Zip Code _____

AUTHORIZED OWNER SIGNATURE(S):

If restrictions are not indicated and in multiple signature cases, the first signature will be regarded as the primary authority able to control other signers on this form.

1.

Name (please print or type) _____	Street (no P.O. Box) _____
Title or Position _____	City _____ State _____ Zip Code _____
Signature _____ Date _____	Phone Number _____

2.

Name (please print or type) _____	Street (no P.O. Box) _____
Title or Position _____	City _____ State _____ Zip Code _____
Signature _____ Date _____	Phone Number _____

3.

Name (please print or type) _____	Street (no P.O. Box) _____
Title or Position _____	City _____ State _____ Zip Code _____
Signature _____ Date _____	Phone Number _____

4.

Name (please print or type) _____	Street (no P.O. Box) _____
Title or Position _____	City _____ State _____ Zip Code _____
Signature _____ Date _____	Phone Number _____

5.

Name (please print or type) _____	Street (no P.O. Box) _____
Title or Position _____	City _____ State _____ Zip Code _____
Signature _____ Date _____	Phone Number _____



DEALER OR LOCKSMITH AUTHORIZATION (OPTIONAL WITH OWNER AUTHORIZATION/SIGNATURE)

_____ Dealer or Locksmith Account #		_____ Primus #	_____ Address (no P.O. Box)		
_____ Dealer or Locksmith Company Name			_____ City	_____ State	_____ Zip Code
_____ Phone Number	_____ Fax Number	_____ Contact 2 (Please print or type)			
_____ Contact 1 (Please print or type)		_____ Contact 2 Signature			
_____ Contact 1 Signature					
Effective From: _____		to	_____		
Date			Date		
_____ Owners Authorization By (Please print or type)					
_____ Owners Authorization Signature			_____ Date		

SPECIAL NOTE: In the case where the end user / owner has assigned the Dealer or Primus Locksmith Signature authorization (as noted above), the Dealer or Primus Locksmith agrees to take full responsibility for validating the owner's signature as identified on the Primus Signature Card before ordering the material.

SPECIAL INSTRUCTIONS: Please indicate any restrictions to authorized individuals listed on this form when purchasing additional Primus product or duplicating keys.

Please fill out a new Primus Signature Card in the event of changes, additions or deletions in authorized signatures and send with letter requesting changes to Schlage at the address below. Primus Signature Cards are available from authorized Schlage Primus distributors and Schlage Commercial upon request. We suggest that you make a copy of this completed form for your records. A photo copy or fax of this card will not be accepted.

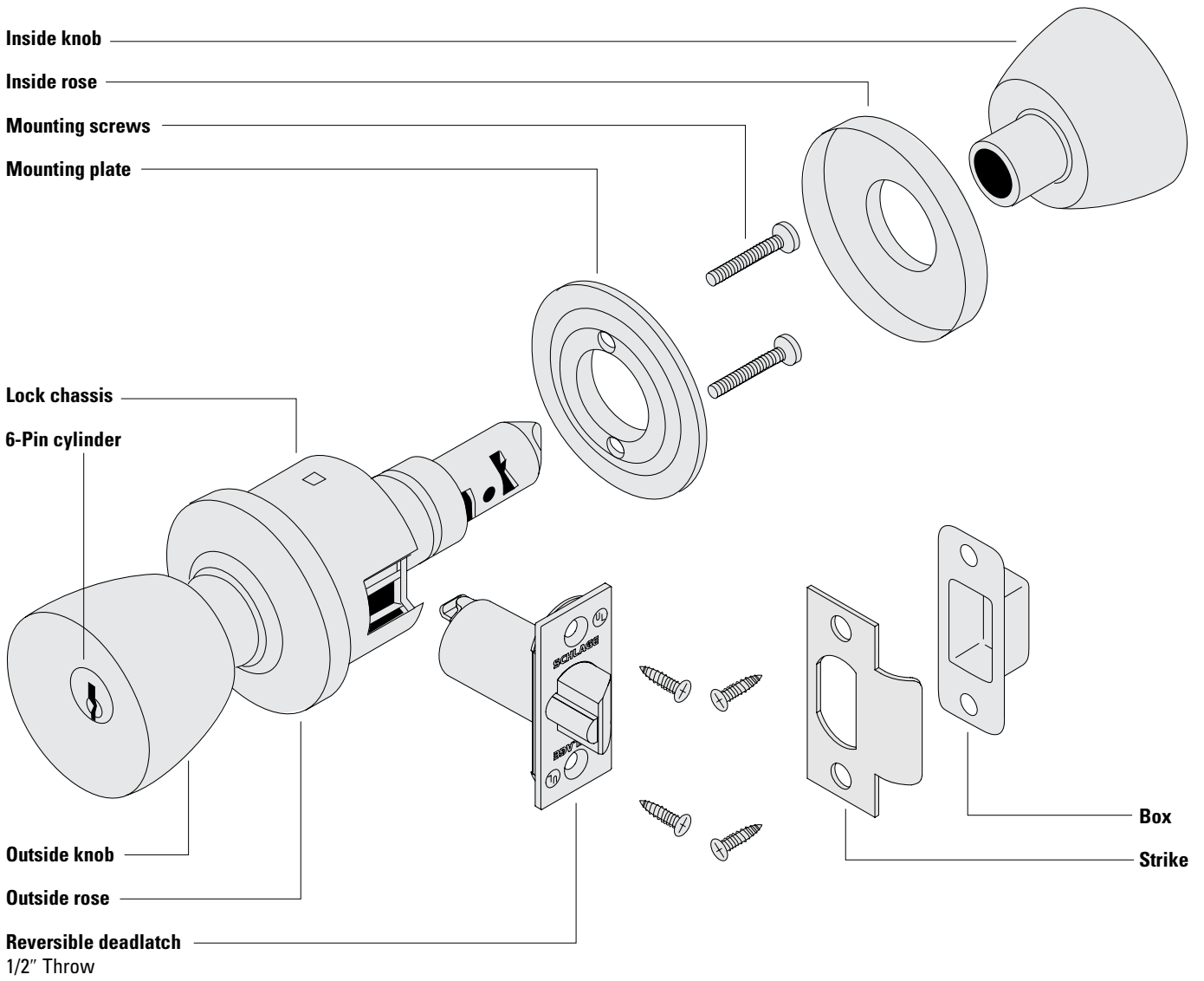
Please mail the original copy to:

Schlage
Attn: Key Control Department
3899 Hancock Expressway
Colorado Springs, CO 80911



A Series

GRADE 2 CYLINDRICAL KNOB LOCK



CYLINDRICAL
A-1
AL-Series
D-Series
ND-Series

A Series

Ordering Procedures

To order Schlage products, descriptive data should be in the same sequence as shown below.

Line Item	Qty	Product	Outside		Inside		Hand	Latch	Strike	Dr Thk	Ext	DIM	Additional Details
			DES	FIN	DES	FIN							
1	10	A53PD	PLY	626	LEV	613	-	11-085	10-001	178	EE	-	KA

Line Item: Line item number

Qty: Quantity

Product: Product function + Cylinder code

Outside Des: Outside lever design

Outside Fin: Outside finish

Inside Des: Inside lever design: Specify only if different from the outside lever design

Inside Fin: Inside lever finish: Specify only if different from the outside finish

Hand: Hand of door: N/A for A lock

Latch: Product latch: Leave blank for standard latch or specify part number if non-standard latch is required.

Strike: Product strike: Leave blank for standard strike or specify part number if non-standard strike is required.

Dr Thk: Door thickness: Enter door thickness if non-standard. Example: 138=1 3/8", 214=2 1/4"

Ext: Extension: Enter for doors 1 7/8" or greater. Example: EE=extended equally, EI=extended inside, EO=extended outside, ED=extended differently

Dim: Dimension: Enter only for non-standard strike lip length

Additional

Details: Enter additional detail for keying information or special requirements

Common Pricing Information



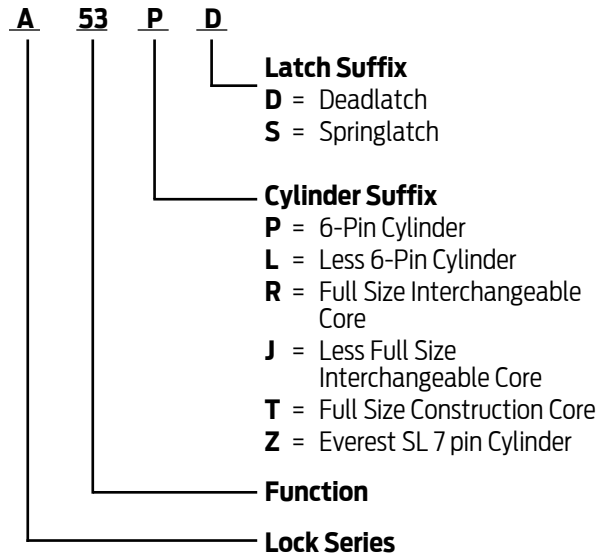
1.	Locks are furnished with standard features unless otherwise specified.
2.	Door thickness is 1 3/4" unless otherwise specified.
3.	Split finishes and designs will be priced at the highest list price of the design and/or finish.
4.	 denotes a lock or part that requires an extended lead time.
5.	 denotes a handed product and requires handing to be specified.
6.	For all restricted keyways (Everest D, Everest 29 T, Quad, Numbered, Reversed) add \$16.00. This does not apply to Primus cylinders. See Terms and Conditions for ordering information and requirements.
7.	Locks, keys and cylinders containing restricted keyways require additional documentation to order. Please see Terms and Conditions for the specific requirements.
8.	Keyway must be specified for keyed functions and cylinders. If not specified, default keyway will be S123 for KA, KD and 0-bitted product and S145 for Factory managed masterkey systems.
9.	Multiple keying options are available. Locks and cylinders are furnished KD unless otherwise specified or excepted by notation.
10.	Control Keys for permanent and construction cores are not included with the lock or cylinder and must be ordered separately.
11.	Locks specified with "C" keyway and KD or 0-bitted will receive 6 pin cylinders.
12.	Full Size Interchangeable Cores (FSIC) are furnished 1-bitted unless otherwise specified. If 0-bitted is selected, the order will be entered as 1-bitted. This does not apply to FSIC Primus® cores.
13.	Conventional cylinders, Primus cylinders (conventional and FSIC) can be supplied 0-bitted. If 1-bitted is selected, the order will be entered as 0-bitted.
14.	Available plug face finishes are 606 and 626. For brass or bronze finish colors, the plug face finish is 606. For chrome, nickel or stainless steel finish colors, the plug face finish is 626.
15.	Locks and cylinders will be furnished with 2 keys each as standard. Additional keys will be charge at the additional cut keys charge appropriate for the cylinder/key type

Table of Contents

Functions	A-4
Complete Locks	A-5
Options	A-7
Latches	A-7
Strikes.....	A-7
Non-Standard Door Thickness	A-8
Locks Less Components.....	A-8
Tamper Resistant Torx® Screws.....	A-8
Special Functions.....	A-8
Parts	A-9
Knobs and Related Components	A-9
Roses	A-9
Latches and Related Components.....	A-9
Strikes.....	A-10
Plunger Parts.....	A-11
Reinforcements and Adapters.....	A-11
Finished Miscellaneous Parts	A-12
Miscellaneous Parts	A-12
Screws	A-13
Screw Packs.....	A-13
Torx Screw Packs	A-13
Cylinder Reference Table	A-13
Complete Cylinders	See Cylinders Section
How To Order	Forms & Examples

Product Identification



Finish Codes and Descriptions

Code		Description
605	(US 3)	Bright Brass
606	(US 4)	Satin Brass
609	(US 5)	Antique Brass
612	(US 10)	Satin Bronze
613	(US 10B)	Oil Rubbed Bronze
625	(US 26)	Bright Chromium Plated
626	(US 26D)	Satin Chromium Plated
629	(US 32)	Bright Stainless Steel
630	(US 32D)	Satin Stainless Steel
643e	(US 11)	Aged Bronze

Standard Features

Certification	ANSI/BHMA Certified A156.2-2011, Series 4000, Grade 2, UL Listed for 3-hour fire door.
Latch	1" x 2 1/4", Square corner faceplate, 7/8" housing diameter, 1/2" throw
Strike	1 1/8" x 2 3/4", Square corner, T-strike, box
Backset	2 3/8"
Cylinder	6-Pin solid brass, keyed 6-pin, S123 keyway, keyed different (KD)
Door Range	1 3/8" – 17/8"
Keys	Two nickel silver cut keys per lock, 6-pin, S123 section



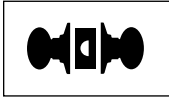
A · Functions

ANSI/BHMA Certified A156.2-2011, Series 4000, Grade 2, UL Listed for 3-hour fire door.

Non-Keyed Locks

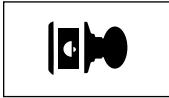
SCHLAGE ANSI

A10S F75



Passage Latch
Both knobs always unlocked.

A25D



Exit Lock
Blank plate outside. Inside knob always unlocked. Specify door thickness.

A30D F77



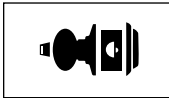
Patio Lock
Push-button locking. Turning inside knob or closing door releases button, preventing lock-out.

A40S F76



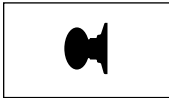
Bath/Bedroom Privacy Lock
Push-button locking. Can be unlocked from outside with small screwdriver. Turning inside knob or closing door releases button.

A43D F79



Communicating Lock
Turn-button in outer knob locks and unlocks knob and inside thumbturn.

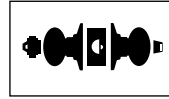
A170



Single Dummy Trim
Dummy trim for one side of door. Used for door pull or as matching inactive trim.

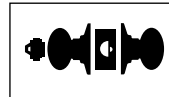
Keyed Locks

A53PD F109



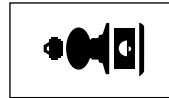
Entrance Lock
Turn/push-button locking; pushing and turning button locks outside knob, requiring use of key until button is manually unlocked. Push-button locking; pushing button locks outside knob until unlocked by key or by turning inside knob.

A70PD F84



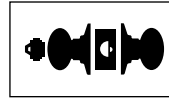
Classroom Lock
Outside knob locked and unlocked by key. Inside knob always unlocked.

A79PD



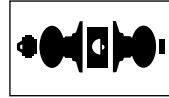
Communicating Lock With Blank Plate
Locked or unlocked by key from outside. Blank plate inside.

A80PD F86



Storeroom Lock
Outside knob fixed. Entrance by key only. Inside knob always unlocked.

A85PD F93



Faculty Restroom Lock (with Indicator Cylinder)
Outside knob fixed. Entrance by key only. Push-button in inside knob activates visual occupancy indicator, allowing only emergency master key to operate. Turning inside knob or closing door releases visual occupancy indicator. Rotation of inside spanner-button provides lock-out feature by keeping indicator activated.

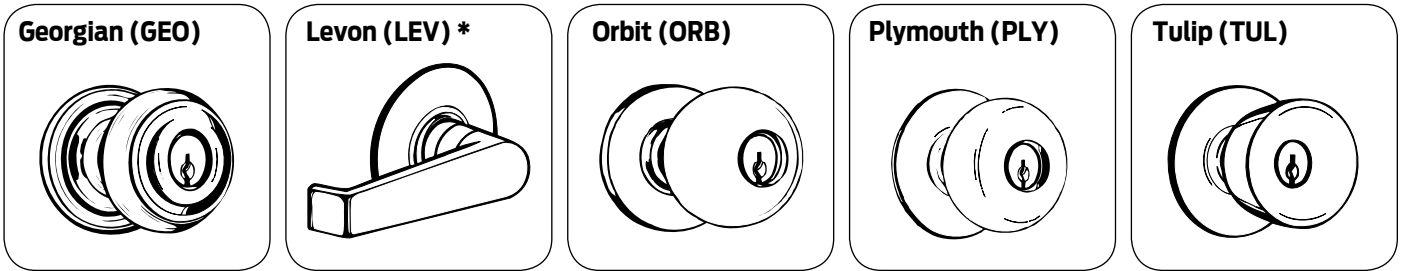
CYLINDRICAL

A-4

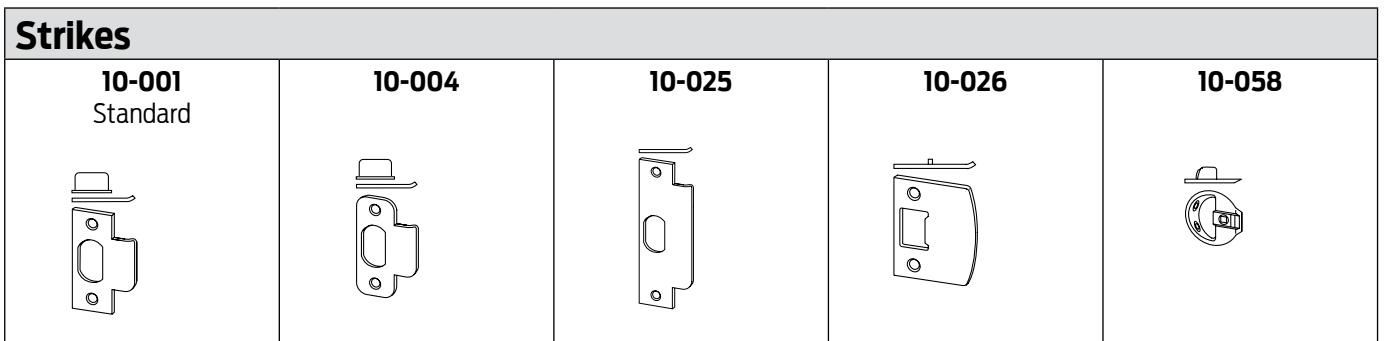
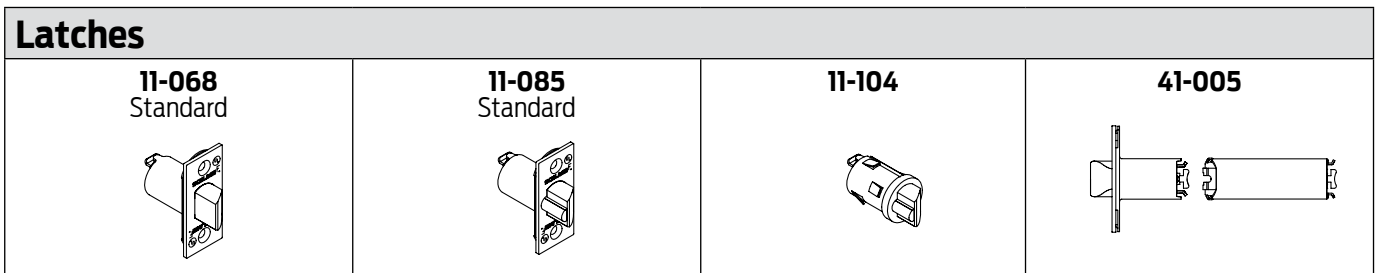
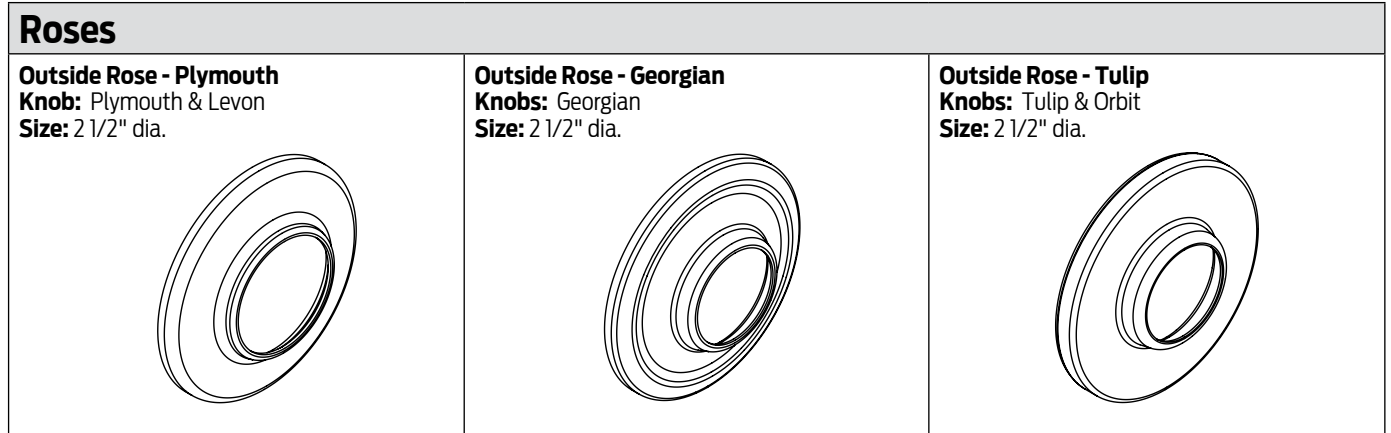
AL-Series

D-Series

ND-Series



* The Levon lever is available on inside trim for the following functions: 25, 30, 53, 70, 80 & 85.



Complete Locks - A

CYLINDRICAL

A-6

AL-Series

D-Series

ND-Series

Function	Description	Designs and Finishes			Primary Cylinder Adjustments Available Levers Available Finishes		
		ORB PLY GEO TUL LEV***			LD	RD TD	JD
		626	605 ☒ 606 ☒ 609 612* ☒ 625 643e*	613 ☒ 629** 630**			
Keyless				ALL	ORB		
A10S	Passage	128	140	158	605 ☒ 606 ☒ 609 612 613 ☒ 625 626 ☒ 629 630 643e		
A25D	Exit, blank plate x lever						
A40S	Privacy						
A30D	Privacy, hospital	172	184	202			
A43D	Privacy, hospital						
A170	Single dummy	64	70	80			
Keyed, Single Cylinder				LD	RD TD****	JD	
A53PD	Entrance	227	239	257	-58	35	-32
A70PD	Classroom						
A80PD	Storeroom						
A79PD	Communicating	262	274	292	-86	N/A	
A85PD	Faculty Restroom Lock						
SECONDARY CYLINDER ADJUSTMENTS	Everest And Restricted Keyway - does not apply to Primus						
	Everest D & T Family & Restricted Keyways (Quad, Numbered, Reverse)				+16		
	SL Cylinder with Everest B or Everest R keyways				+16		
	Primus/Primus XP - order the lock less cylinder and the cylinder separately (prices below)						
	Single Kil Example: 1 Ea. A53LD & 1 Ea. 20-724(-XP)				+129		
	Single Fsic Example: 1 Ea. A53JD & 1 Ea. 20-740(-XP)				+139		
	* Not available for GEO LEV TUL						
	** Finishes only available in PLY						
	*** The Levon lever is available on inside trim for the following functions: 25, 30, 53, 70, 80 & 85						
	**** Temporary cores (TD and HD options) require non-refundable core handling charge (50-231) of \$9.50 and will be added to the price of the lock.						

Latches		
Part Number	Backset - Hsg Dia. - Description	Lock Adjustment
Spring Latch		
11-068	2 3/8" - 7/8" - Square corner, 1" x 2 1/4"	N/C
11-069	2 3/8" - 7/8" - 1/4" Radius round corner, 1" x 2 1/4"	
11-110	2 3/8" - 1" - Circular drive in - 605 & 626 finishes only	
11-111	2 3/4" - 7/8" - Square corner, 1" x 2 1/4"	
11-112	2 3/4" - 7/8" - 1/4" Radius round corner, 1" x 2 1/4"	
11-116	2 3/4" - 1" - Square corner, 1 1/8" x 2 1/4"	
11-113	2 3/4" - 1" - Circular drive in - 605 & 626 finishes only	
11-118	3 3/4" - 1" - Square corner, 1 1/8" x 2 1/4"	+12.40
Deadlatch		
11-085	2 3/8" - 7/8" - Square corner, 1" x 2 1/4"	N/C
11-088	2 3/8" - 7/8" - 1/4" Radius round corner, 1" x 2 1/4"	
11-104	2 3/8" - 1" - Circular drive in - 605 & 626 finishes only	
11-091	2 3/4" - 7/8" - Square corner, 1" x 2 1/4"	
11-092	2 3/4" - 7/8" - 1/4" Radius round corner, 1" x 2 1/4"	
11-096	2 3/4" - 1" - Square corner, 1 1/8" x 2 1/4"	
11-105	2 3/4" - 1" - Circular drive in - 605 & 626 finishes only	
11-103	3 3/4" - 1" - Square corner, 1 1/8" x 2 1/4"	+12.40
41-005	5" - 7/8" - Backset extension link - require reinforcement when used in hollow metal door applications; must be used with 2 3/8" backset latches	+19.80

Strikes		
Part Number	Lip Length - Description	Lock Adjustment
10-001	1 1/8" - Square corner, T-strike, box, 1 1/8" x 2 3/4"	N/C
	1" - Square corner, T-strike, box, 1 1/8" x 2 3/4"	+6.80
	1 1/4" - Square corner, T-strike, box, 1 1/8" x 2 3/4"	
	1 1/2" - Square corner, T-strike, box, 1 1/8" x 2 3/4"	
	1 3/4" - Square corner, T-strike, box, 1 1/8" x 2 3/4"	
2" - Square corner, T-strike, box, 1 1/8" x 2 3/4"		
10-004	1 1/8" - 1/4" Radius round corner, T-strike, box, 1 1/8" x 2 3/4"	N/C
10-025	1 3/16" - ANSI, no box, 1 1/4" x 4 7/8"	N/C
	1 3/8" - ANSI, no box, 1 1/4" x 4 7/8"	+13.00
	1 1/2" - ANSI, no box, 1 1/4" x 4 7/8"	
10-026	1 1/8" - Square corner, full lip, no box, 1 5/8" x 2 1/4"	N/C
10-027	1 1/8" - 1/4" Radius round corner, full lip, no box, 1 5/8" x 2 1/4"	
10-058	Circular, adjustable, 1 3/4" diameter - 605 and 626 finishes only	
K510-066	Box for ANSI strike, must be specified	

Shaded items are standard components and are furnished with locks unless otherwise specified.

Locks Less Components		
Description	Specify	Lock Adjustment
Less each knob	LLL for knob design Example: A53PD LLL/PLY x PLY	-8.00
Less each rose or turn	LLL for rose design Example: A53PD PLY x PLY/LLL	-6.30
Less springlatch	LLL for latch Example: A40S PLY 605 LLL 10-004	-10.30
Less deadlatch	LLL for latch Example: A53PD PLY 626 LLL 10-025	-17.20
Less strike	LLL for strike Example: A53PD PLY 612 11-096 LLL	-3.70
Lock chassis and spring cages only	Less all possible components Example: A53LD LLL 626 LLL LLL	Sum of deducts

Non-Standard Door Thickness		
Description	Specify	Lock Adjustment
Extended Inside (EI), 2" thru 2 1/2"	Door thickness and how door is extended. Example: 2 1/2", EI	+53.70

Tamper Resistant Torx® Screws		
Specify/ Part Number	Description	Lock Adjustment
Torx Screws	Screws - Latch and Strike	+15.80

Special Functions - Extended Lead Times				
Part Number		Description	Base Lock	Lock Adjustment
Lock Function	"X" Number			
A53PD	XA11-297	A53PD with restoring slide	A53PD	+164.00

Knobs and Related Components											
Available Finishes - Specify for Listed Parts		605	606	609	612	613	625	626	629	630	643e
01-008 ORB PLY; 01-009 ORB PLY; 01-026 ORB		▪	☞	☞	▪	▪	☞	▪	☞	▪	▪
01-008 TUL GEO LEV; 01-009 TUL GEO LEV		▪	☞	☞		▪	☞	▪			
Part Number	Description	Price Each									
01-008*	Closed Knob or Lever - GEO LEV ORB PLY TUL	\$37.70									
01-009*	Open Knob or Lever - GEO LEV ORB PLY TUL										
01-018*	Open Knob - with sleeve for cylinders - GEO ORB PLY TUL	52.50									
01-026*	Full Size Core Knob - ORB	70.70									
01-053	Full size core driver and retainer - finish not required	12.20									
A501-941	Full size core retainer - finish not required	4.60									
C604-307	Full size core driver, universal - finish not required	8.80									
* Specify part number, knob style, finish. Ex: 01-009 GEO 626 (open knob, Georgian design, 626 finish)											

Roses											
Available Finishes - Specify for Listed Parts		605	606	609	612	613	625	626	629	630	643e
01-001 TUL PLY, 01-002 TUL PLY, A201-558, A501-766		▪	☞	☞	▪	▪	☞	▪	☞	▪	▪
01-001 GEO, 01-002 GEO		▪	☞	☞		▪	☞	▪			
Part Number	Description	Price Each									
01-001**	Outside Rose - TUL PLY GEO	\$28.40									
01-002**	Inside Rose - TUL PLY GEO										
A201-558	Rose, out. - A25	50.00									
A501-766	Rose, ins. - A79	44.80									
** Specify part number & finish. Ex: 01-002 PLY 626 Plymouth design, 626 finish)											

Latches and Related Components											
Available Finishes - Specify for Listed Parts		605	606	609	612	613	625	626	629	630	643e
11-068, 11-069, 11-110, 11-111, 11-112, 11-116, 11-113, 11-118, 11-085, 11-088, 11-104, 11-091, 11-092, 11-096, 11-105, 11-103		▪	▪	▪	▪	▪	▪	▪	☞	▪	▪
39-030		▪						▪			
Part Number	Backset - Hsg Dia. - Description	Price Each									
Spring Latch											
11-068	2 3/8" - 7/8" - Square corner, 1" x 2 1/4"	\$54.80									
11-069	2 3/8" - 7/8" - 1/4" Radius round corner, 1" x 2 1/4"										
11-110	2 3/8" - 1" - Circular drive in - 605 & 626 finishes only										
11-111	2 3/4" - 7/8" - Square corner, 1" x 2 1/4"										
11-112	2 3/4" - 7/8" - 1/4" Radius round corner, 1" x 2 1/4"										
11-116	2 3/4" - 1" - Square corner, 1 1/8" x 2 1/4"										
11-113	2 3/4" - 1" - Circular drive in - 605 & 626 finishes only										
11-118	3 3/4" - 1" - Square corner, 1 1/8" x 2 1/4"	59.00									
Dead Latch											
11-085	2 3/8" - 7/8" - Square corner, 1" x 2 1/4"	54.80									
11-088	2 3/8" - 7/8" - 1/4" Radius round corner, 1" x 2 1/4"										
11-104	2 3/8" - 1" - Circular drive in - 605 & 626 finishes only										
11-091	2 3/4" - 7/8" - Square corner, 1" x 2 1/4"										
11-092	2 3/4" - 7/8" - 1/4" Radius round corner, 1" x 2 1/4"										
11-096	2 3/4" - 1" - Square corner, 1 1/8" x 2 1/4"										
11-105	2 3/4" - 1" - Circular drive in - 605 & 626 finishes only										
11-103	3 3/4" - 1" - Square corner, 1 1/8" x 2 1/4"	59.00									
41-005	5" - Backset extension link - require reinforcement when used in hollow metal door applications; backset link must be used with 2 3/8" backset latches.	20.70									
39-030	Rabbeted latch and strike kit - adapts square corner latches and 2 3/4" high square corner strikes to 1/2" rabbeted door and frame preparations.	53.00									

Shaded items are standard components and are furnished with locks unless otherwise specified.

CYLINDRICAL

A-10

AL-Series

D-Series

ND-Series

Strikes											
Available Finishes - Specify for Listed Parts		605	606	609	612	613	625	626	629	630	643e
10-001, 10-004, 10-025, 10-026, 10-027		▪	▪	▪	▪	▪	▪	▪	∞	▪	▪
10-058		▪						▪			
Part Number	Lip Length - Description	Price Each									
10-001118	1 1/8" - Square corner, T-strike, box, 1 1/8" x 2 3/4"	\$6.50									
10-001100	1" - Square corner, T-strike, box, 1 1/8" x 2 3/4"	13.50									
10-001114	1 1/4" - Square corner, T-strike, box, 1 1/8" x 2 3/4"										
10-001112	1 1/2" - Square corner, T-strike, box, 1 1/8" x 2 3/4"										
10-001134	1 3/4" - Square corner, T-strike, box, 1 1/8" x 2 3/4"										
10-001200	2" - Square corner, T-strike, box, 1 1/8" x 2 3/4"										
10-004	1 1/8" - 1/4" Radius round corner, T-strike, box, 1 1/8" x 2 3/4"	10.10									
10-0251316	1 3/16" - ANSI, no box, 1 1/4" x 4 7/8"	14.30									
10-025138	1 3/8" - ANSI, no box, 1 1/4" x 4 7/8"	39.80									
10-025112	1 1/2" - ANSI, no box, 1 1/4" x 4 7/8"										
10-026	1 1/8" - Square corner, full lip, no box, 1 5/8" x 2 1/4"	7.60									
10-027	1 1/8" - 1/4" Radius round corner, full lip, no box, 1 5/8" x 2 1/4"	7.60									
10-058	Circular, adjustable, 1 3/4" diameter	10.90									
K510-066	Box for ANSI strike - finish not required	6.60									

Shaded items are standard components and are furnished with locks unless otherwise specified.

Plunger Parts											
Available Finishes - Specify for Listed Parts		605	606	609	612	613	625	626	629	630	643e
01-055, 01-056, 01-057, 01-058, 01-060, 01-063		▪	⊗	⊗	▪	▪	⊗	▪	⊗	▪	▪
Part Number	Dimension - Design - Door Range - Description	Price Each									
01-055*	360 - Non-ORB - 1 3/8" - 1 7/8" - Plunger unit, ins. - A30										
	424 - Non-ORB - over 1 7/8" - 2 1/4", EI - Plunger unit, ins. - A30										
	449 - Non-ORB - over 2 1/4" - 2 1/2", EI - Plunger unit, ins. - A30										
	428 - ORB - 1 3/8" - 1 7/8" - Plunger unit, ins. - A30										
	492 - ORB - over 1 7/8" - 2 1/4", EI - Plunger unit, ins. - A30										
	517 - ORB - over 2 1/4" - 2 1/2", EI - Plunger unit, ins. - A30										
01-056*	360 - Non-ORB - 1 3/8" - 1 7/8" - Plunger unit, ins. - A40										
	424 - Non-ORB - over 1 7/8" - 2 1/4", EI - Plunger unit, ins. - A40										
	449 - Non-ORB - over 2 1/4" - 2 1/2", EI - Plunger unit, ins. - A40										
	428 - ORB - 1 3/8" - 1 7/8" - Plunger unit, ins. - A40										
	492 - ORB - over 1 7/8" - 2 1/4", EI - Plunger unit, ins. - A40										
	517 - ORB - over 2 1/4" - 2 1/2", EI - Plunger unit, ins. - A40										
01-057*	070 - Non-ORB - 1 3/8" - 2 1/2", EI - Plunger unit, out. - A40	\$14.80									
	135 - Non-ORB - 1 3/8" - 2 1/2", EI - Plunger unit, out. - A40										
	070 - ORB - 1 3/8" - 2 1/2", EI - Plunger unit, out. - A40										
	135 - ORB - 1 3/8" - 2 1/2", EI - Plunger unit, out. - A40										
01-058*	281 - Non-ORB - 1 3/8" - 2 5/8", EI - Plunger unit, out. - A43										
	349 - Non-ORB - 1 3/8" - 2 5/8", EI - Plunger unit, out. - A43										
	281 - ORB - 1 3/8" - 2 5/8", EI - Plunger unit, out. - A43										
	349 - ORB - 1 3/8" - 2 5/8", EI - Plunger unit, out. - A43										
01-060*	360 - Non-ORB - 1 3/8" - 1 7/8" - Plunger unit, ins. - A53										
	424 - Non-ORB - over 1 7/8" - 2 1/4", EI - Plunger unit, ins. - A53										
	449 - Non-ORB - over 2 1/4" - 2 1/2", EI - Plunger unit, ins. - A53										
	428 - ORB - 1 3/8" - 1 7/8" - Plunger unit, ins. - A53										
	492 - ORB - over 1 7/8" - 2 1/4", EI - Plunger unit, ins. - A53										
	517 - ORB - over 2 1/4" - 2 1/2", EI - Plunger unit, ins. - A53										
01-063*	363 - Non-ORB - 1 3/8" - 1 7/8" - Plunger unit, ins. - A85	32.30									
	427 - Non-ORB - over 1 7/8" - 2 1/4", EI - Plunger unit, ins. - A85										
	452 - Non-ORB - over 2 1/4" - 2 1/2", EI - Plunger unit, ins. - A85										
	431 - ORB - 1 3/8" - 1 7/8" - Plunger unit, ins. - A85										
	497 - ORB - over 1 7/8" - 2 1/4", EI - Plunger unit, ins. - A85										
	520 - ORB - over 2 1/4" - 2 1/2", EI - Plunger unit, ins. - A85										
*	Specify part number, dimension, design & finish. Ex: 01-060 492 ORB 626										

Reinforcements and Adapters		
Part Number	Description	Price Each
37-001	Metal door reinforcer kit, fits both 7/8" and 1" diameter housings - Specify door thickness, includes A501-567 and A501-565 or A501-566.	\$35.90
A501-565	Reinforcer for 1 3/8" thick non-reinforced metal doors. Fits both 7/8" and 1" diameter housings.	18.00
A501-566	Reinforcer for 1 3/4" thick non-reinforced metal doors. Fits both 7/8" and 1" diameter housings.	
A501-567	3 1/2" Long latch housing sleeve used to reinforce joint between latch and backset link or to hold latch in metal doors.	11.20
A501-878**	Faceplate adapter to adapt 1" faceplate to 1 1/8" door preparation	0.70
G506-815	1" Long latch housing sleeve to adapt 7/8" housing to 1" bore	6.30
**	Order in multiples of 100	

CYLINDRICAL

A-12

AL-Series

D-Series

ND-Series

Finished Miscellaneous Parts										
Available Finishes - Specify for Listed Parts										
	605	606	609	612	613	625	626	629	630	643e
38-018, A201-330, A201-399, A201-406, A201-684, A201-688, A301-403, A301-404, A301-405, A301-406	▪	⊗	⊗	▪	▪	⊗	▪	⊗	▪	▪
Part Number	Description									Price Each
38-018	Thin door extension ring (2 required per lock)									\$12.00
A201-330	Non-threaded chassis, less knob & rose - A170									40.70
A201-399	Hub & cap, out. (except A10, A25, A40, A43)									29.30
A201-406	Hub & cap, out. - A10, A40, A43									
A201-684	Threaded chassis, less knob & rose - A170									40.70
A201-688	Turn unit, ins. - A43									50.00
A301-403	Housing & cap, 1 3/8" thru 1 7/8" door (except A43, A79)									11.00
A301-404	Housing & cap, 1 7/8" thru 2 1/4" door, EI (except A43, A79)									
A301-405	Housing & cap, 2 1/4" thru 2 1/2" door, EI (except A43, A79)									
A301-406	Threaded housing & cap, ins. (except A43, A79)									11.10

Miscellaneous Parts										
Part Number	Description									Price Each
A201-370	Cam & driver - A80									\$8.90
A201-377	Mounting plate, ins. (except A43, A79)									9.10
A301-386*	Spindle & catch, ins. (except A43, A79)									
A301-387	Spindle & catch, out. (except A25, A43)									
A301-391*	Cam unit - A30									
A301-402	Cam unit, out. - A40, A53, A85									37.80
A301-409*	Spindle, 1 7/8" thru 2 1/4" door, EI (except A43, A79)									
A301-410*	Spindle, 2 1/4" thru 2 1/2" door, EI (except A43, A79)									
A500-001	Spindle, ins., 2" thru 2 1/4" door, EI - A43									15.40
A500-002	Spindle, ins., 2 1/2" door, EI - A43									
A501-167	Threaded rod for mounting A170s as double dummy set									15.40
A501-305	Hub plate, ins. (except A79)									7.20
A501-498	Hub, 1 3/8" door - A25									10.90
A501-499	Hub, 1 3/4" door - A25									11.00
A501-615	Spindle wedge - A80, A85									6.80
A501-633	Spindle, ins. - A43									8.00
A501-710	Swivel sleeve - A85 (except ORB design)									6.90
A501-721	Cam plug - A70, A79									20.70
A501-767	Mounting plate - A79									6.90
A501-768	Hub plate, ins. - A79									
A501-791	Cam & plug spacer - A70, A79									4.20
A501-874	Hub plate, out. - A25									10.90
A501-901	Plate, out. - A80, A85									4.80
A508-399	Plate, out. (except A25, A80, A85)									9.20
A508-597	Spring separator (except A10, A25, A40, A43) - require frame A508-598									6.90
A700-017	Spiral cam - A70, A79									10.20
A508-598	Frame									11.00
A508-600	Housing - A43, A79									15.20
A508-605	Slide spring									6.90
A508-640	Spacer, ORB knob									7.70
A508-641	Slide stop - A43									27.90
A590-158*	Slide, restoring - A30, A85									6.90
A590-159	Slide, non-restoring - A43, A53, A70, A79, A80									
A590-180	Slide, restoring - A40									
A590-181	Slide, non-restoring - A10, A25									
C503-008**	Cotter pin									0.64
G570-232	Plug, spindle, lever designs only - A10									12.60
*	Parts that are not directly interchangeable with locks manufactured before 1984									
**	Order in multiples of 100									

Screws													
Available Finishes - Specify for Listed Parts				605	606	609	612	613	625	626	629	630	643e
A508-649, A508-650, C603-256, C603-897				▪	☒	☒	▪	▪	☒	▪	☒	▪	▪
Part Number	Door Thickness - Description	Type	Size	Price Each									
A501-161*	1 3/8" - 1 7/8" - Mounting, All (except A43, A79)	POH Mach	10-32 x 1 1/8"	0.94									
A501-818*	2" - 2 1/2", EI - Mounting, All (except A43, A79)	POH Mach	10-32 x 2 1/16"	1.10									
A501-769*	1 3/8" - 2" - Mounting, A79	POMH 1-way	10-32 x 1 1/8"	1.30									
A501-770*	2" - 2 3/4", EI - Mounting, A79	POMH 1-way	10-32 x 2"	1.30									
A508-649*	1 3/8" - 1 7/8" - Mounting, A43	Torx screw (T-20)	10-32 x 1 1/8"	23.00									
A508-650*	2" - 2 1/2", EI - Mounting, A43	Torx screw (T-20)	10-32 x 2"	0.96									
C603-256*	ANSI strike	PFH Combo	12-24 x 1"	0.82									
C603-897*	Latch and strike	PFH Combo	8-32 x 3/4"	0.82									
* Order in multiples of 100													

Screw Packs													
Available Finishes - Specify for Listed Parts				605	606	609	612	613	625	626	629	630	643e
A201-811, A201-812				▪	☒	☒	▪	▪	☒	▪	☒	▪	▪
Part Number	Description	Contents		Price Each									
A201-811	Mounting, latch and strike (except A43, A170)	(2) A501-161 (4) C603-897		7.60									
A201-812	Mounting, A170	(3) C603-897		5.80									
A201-814	Mounting, A43	(2) A508-649		4.60									

Torx Screw Packs													
Available Finishes - Specify for Listed Parts				605	606	609	612	613	625	626	629	630	643e
C203-311, C203-312				▪	☒	☒	▪	▪	☒	▪	☒	▪	▪
Part Number	Description	Contents		Price Each									
C203-311**	Latch and strike	(4) C503-766 (T-15)		19.40									
C203-312**	Latch and ANSI strike	(2) C503-766 (T-15) (2) L583-371 (T-20)											
** Torx screw packs are furnished with appropriate T-xx installation tool(s)													

Cylinder Reference Table										
Available Finishes - Specify for Listed Parts				606, 626						
Part Number	Cylinder Mechanism	Function	Design	Price Each		Price Each - Restricted				
21-002/122, 20-724/XP/122, 20-524/XP/122, 21-003/168, 91-052, 91-752-XP, 91-552-XP										
21-002	Conventional	Standard Functions	Except Orbit	58.00		74.00				
91-004	Everest SL (R/B Keyways only)			74.00						
20-724	Primus			129.00						
20-724-XP	Primus XP									
91-704-XP	Everest SL Primus XP (R/B Keyways only)					129.00				
20-524	Primus UL437			159.00						
20-524-XP	Primus UL437 XP									
91-504-XP	Everest SL Primus XP UL 437 (R/B Keyways only)					159.00				
21-002-122	Conventional			58.00		74.00				
91-005	Everest SL (R/B Keyways only)			74.00						
20-724-122	Primus		129.00							
20-724-XP-122	Primus XP									
91-705-XP	Everest SL Primus XP (R/B Keyways only)				129.00					
20-524-122	Primus UL437		159.00							
20-524-XP-122	Primus UL437 XP									
91-505-XP	Everest SL Primus XP UL 437 (R/B Keyways only)			159.00						
Complete cylinder discontinued but may be assembled in the field	Conventional	A73 Orbit								
	Primus									
	Primus XP									
	Primus UL437									
21-003	Conventional	A85	Except Orbit	86.00		102.00				
			Orbit	86.00		102.00				
21-003-168				86.00		102.00				

CYLINDRICAL

A-14

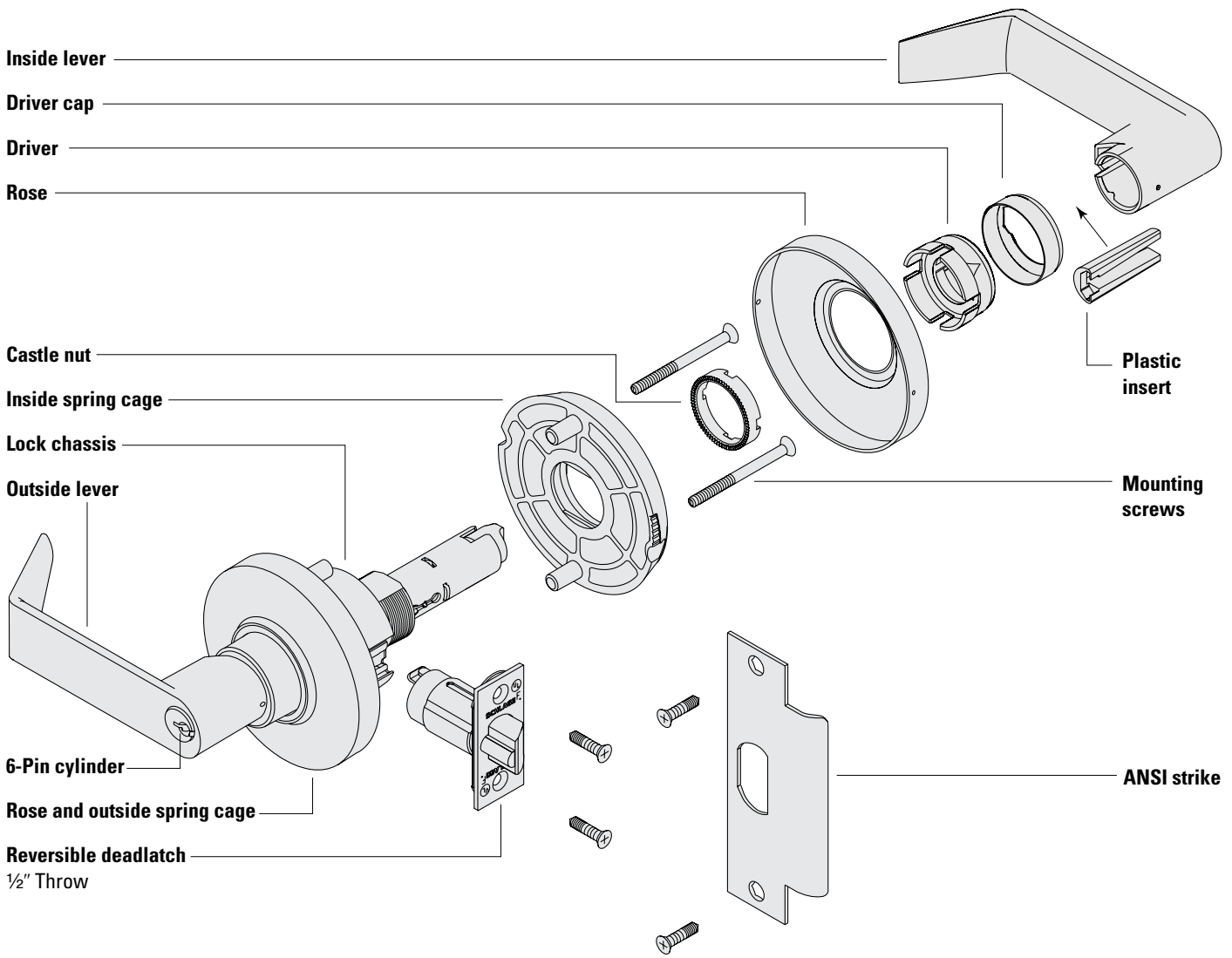
AL-Series

D-Series

ND-Series

AL Series

GRADE 2 CYLINDRICAL LEVERED LOCK



CYLINDRICAL

A-Series

AL-1

D-Series

ND-Series

 Indicates products that have EPD documentation available and meet LEED v4.

AL Series

Ordering Procedures

To order Schlage products, descriptive data should be in the same sequence as shown below.

Line Item	Qty	Product	Outside		Inside		Hand	Latch	Strike	Dr Thk	Ext	DIM	Additional Details
			DES	FIN	DES	FIN							
1	10	AL53PD	SAT	626	NEP	619	-	11-096	10-025	200	EE	-	-

- Line Item:** Line item number
- Qty:** Quantity
- Product:** Product function + Cylinder code
- Outside Des:** Outside lever design
- Outside Fin:** Outside finish
- Inside Des:** Inside lever design: Specify only if different from the outside lever design
- Inside Fin:** Inside lever finish: Specify only if different from the outside finish
- Hand:** Hand of door: N/A for AL lock
- Latch:** Product latch: Leave blank for standard latch or specify part number if non-standard latch is required.
- Strike:** Product strike: Leave blank for standard strike or specify part number if non-standard strike is required.
- Dr Thk:** Door thickness: Enter door thickness if non-standard. Example: 138=1 3/8", 214=2 1/4"
- Ext:** Extension: Enter for doors 1 7/8" or greater. Example: EE=extended equally, EI=extended inside, EO=extended outside, ED=extended differently
- Dim:** Dimension: Enter only for non-standard strike lip length
- Additional Details:** Enter additional detail for keying information or special requirements



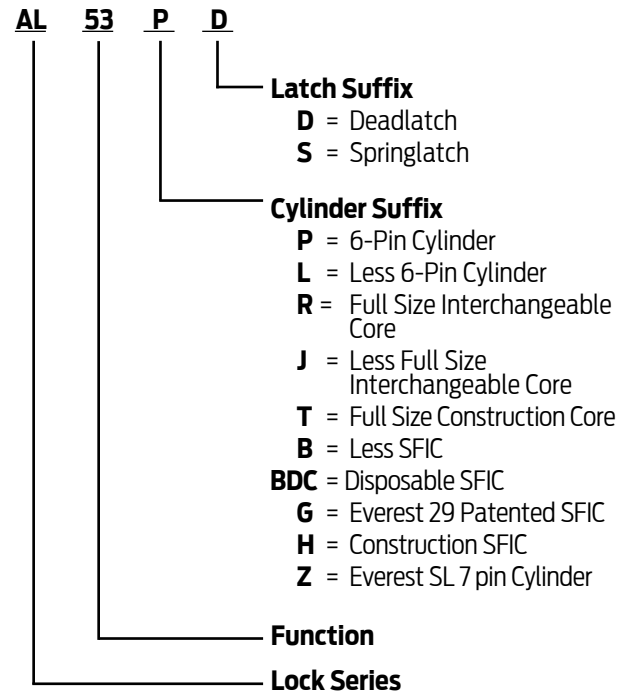
Common Pricing Information	
1.	Locks are furnished with standard features unless otherwise specified.
2.	Door thickness is 1 3/4" unless otherwise specified.
3.	Split finishes and designs will be priced at the highest list price of the design and/or finish.
4.	 denotes a lock or part that requires an extended lead time.
5.	 denotes a handed product and requires handing to be specified.
6.	For all restricted keyways (Everest D, Everest 29 T, Quad, Numbered, Reversed) add \$16.00. This does not apply to Primus cylinders. See Terms and Conditions for ordering information and requirements.
7.	Locks, keys and cylinders containing restricted keyways require additional documentation to order. Please see Terms and Conditions for the specific requirements.
8.	Keyway must be specified for keyed functions and cylinders. If not specified, default keyway will be S123 for KA, KD and 0-bitted product and S145 for Factory managed masterkey systems.
9.	Multiple keying options are available. Locks and cylinders are furnished KD unless otherwise specified or excepted by notation.
10.	Control Keys for permanent and construction cores are not included with the lock or cylinder and must be ordered separately.
11.	Locks specified with "C" keyway and KD or 0-bitted will receive 6 pin cylinders.
12.	Full Size Interchangeable Cores (FSIC) are furnished 1-bitted unless otherwise specified. If 0-bitted is selected, the order will be entered as 1-bitted. This does not apply to FSIC Primus® cores.
13.	Conventional cylinders, Primus cylinders (conventional and FSIC) can be supplied 0-bitted. If 1-bitted is selected, the order will be entered as 0-bitted.
14.	Available plug face finishes are 606 and 626. For brass or bronze finish colors, the plug face finish is 606. For chrome, nickel or stainless steel finish colors, the plug face finish is 626.
15.	Locks and cylinders will be furnished with 2 keys each as standard. Additional keys will be charge at the additional cut keys charge appropriate for the cylinder/key type

Table of Contents

Functions	AL-4
Complete Locks	AL-5
Options	AL-7
Latches	AL-7
Strikes.....	AL-7
Lock Less Components	AL-8
Non-Standard Door Thickness.....	AL-8
Miscellaneous Lock Options	AL-8
Special Functions.....	AL-8
Parts	AL-9
Levers and Related Components	AL-9
Roses	AL-9
Latches and Related Components.....	AL-10
Strikes.....	AL-10
Plunger Parts.....	AL-11
Reinforcements and Adapters.....	AL-11
Parts for 2" Doors	AL-11
Hub, Frame and Housing Kits – For Locks Manufactured before May, 2003	AL-11
Miscellaneous Parts	AL-12
Special Parts	AL-12
Screws	AL-13
Screw Packs.....	AL-13
Torx Screw Packs.....	AL-13
Cylinder Reference Table	AL-13
Complete Cylinders	See Cylinders Section
How To Order	Forms & Examples

Product Identification



SFIC = Small Format (Best® Style) Interchangeable Core

Finish Codes and Descriptions

Code		Description
605	(US 3)	Bright Brass
606	(US 4)	Satin Brass
609	(US 5)	Antique Brass
612	(US 10)	Satin Bronze
613	(US 10B)	Oil Rubbed Bronze
619	(US 15)	Satin Nickel
622	(US 19)	Matte Black
625	(US 26)	Bright Chromium Plated
626	(US 26D)	Satin Chromium Plated
626AM 		Antimicrobial Coating on Satin Chromium
643e	(US11)	Aged Bronze

Standard Features

Certification	ANSI/BHMA Certified A156.2-2011, Series 4000, Grade 2, UL Listed for 3-hour fire door.
Latch	1 1/8" x 2 1/4", Square corner faceplate, 1" housing diameter, 1/2" throw
Strike	1 1/4" x 4 7/8", ANSI, Square corner, no box
Backset	2 3/4"
Cylinder	6-Pin solid brass, keyed 6-pin, S123 keyway, keyed different (KD)
Door Range	1 3/8" – 1 7/8"
Keys	Two nickel silver cut keys per lock, 6-pin, S123 section

 Indicates products that have EPD documentation available and meet LEED v4.



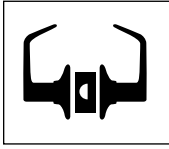
AL · Functions

ANSI/BHMA Certified A156.2-2011, Series 4000, Grade 2, UL Listed for 3-hour fire door.

Non-Keyed Locks

SCHLAGE ANSI

AL10S F75



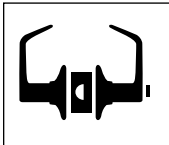
Passage Latch
Both levers always unlocked.

AL25D



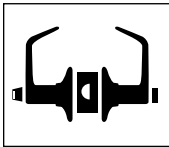
Exit Lock
Blank plate outside. Inside lever always unlocked. Specify door thickness.

AL40S F76



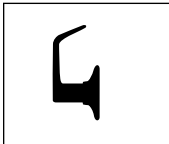
Bath/Bedroom Privacy Lock
Push-button locking. Can be unlocked from outside with small screwdriver, not included. Turning inside lever or closing door releases button.

AL44S



Hospital Privacy Lock
Push-button locking. Unlocked from outside by turning emergency turn-button. Turning inside lever or closing door releases button.

AL170

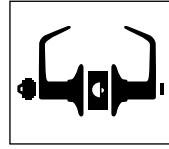


Single Dummy Trim
Dummy trim for one side of door. Used for door pull or as matching inactive trim.

Keyed Locks

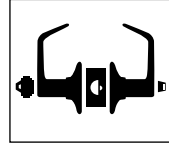
SCHLAGE ANSI

AL50PD F82



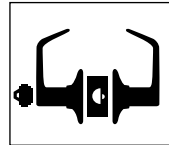
Entrance/Office Lock
Push-button locking. Push-button locks outside lever until unlocked with key or by rotating inside lever.

AL53PD F109



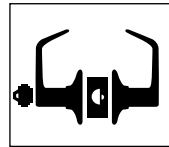
Entrance Lock
Turn/push-button locking; pushing and turning button locks outside lever requiring use of key until button is manually unlocked. Push-button locking; pushing button locks outside lever until unlocked by key or by turning inside lever.

AL70PD F84



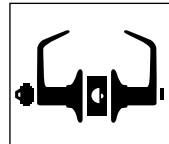
Classroom Lock
Outside lever locked and unlocked by key. Inside lever always unlocked.

AL80PD F86



Storeroom Lock
Outside lever fixed. Entrance by key only. Inside lever always unlocked.

AL85PD F93



Faculty Restroom Lock (with Indicator Cylinder)
Outside lever fixed. Entrance by key only. Push-button in inside lever activates visual occupancy indicator, allowing only emergency masterkey to operate. Turning inside lever or closing door releases visual occupancy indicator. Rotation of inside spanner-button provides lock-out feature by keeping indicator activated.

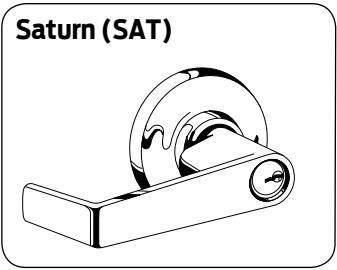
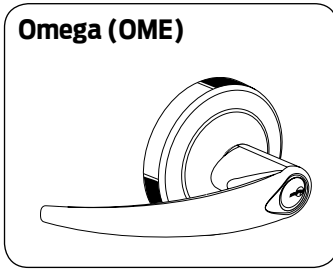
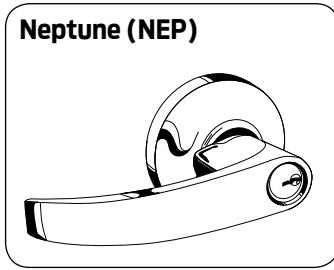
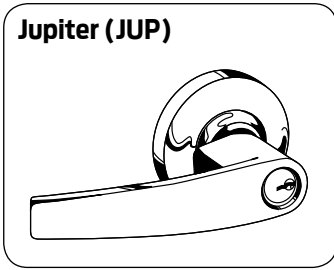
CYLINDRICAL

A-Series

AL-4

D-Series

ND-Series



Commercial Lever Suite				
AL Lock	L Lock Levers	98/99 Exit	ND Levers	S Lock
Jupiter	07	07	Athens	Jupiter
Omega	Omega	16	Omega	
Neptune	17	17	Sparta	Neptune
Saturn	06	06	Rhodes	Saturn

Tactile Options

Tactile Warning (knurling)

Saturn Lever Shown

Roses

<p>Inside/Outside Rose - Rhodes Levers: JUP, NEP, SAT Size: 3 7/16" dia.</p>	<p>Inside/Outside Rose - Omega Levers: OME Size: 3 7/16" dia.</p>
---	--

Latches

<p>11-068</p>	<p>11-088</p>	<p>11-096 Standard</p>	<p>11-104</p>	<p>11-116</p>
----------------------	----------------------	-----------------------------------	----------------------	----------------------

Strikes

<p>10-001</p>	<p>10-025 Standard</p>	<p>10-027</p>	<p>10-058</p>
----------------------	-----------------------------------	----------------------	----------------------

AL - Complete Locks

CYLINDRICAL

Function	Description	Designs and Finishes			PRIMARY CYLINDER ADJUSTMENTS AVAILABLE LEVERS AVAILABLE FINISHES					
		JUP NEP OME SAT			LD	RD TD**	JD	BD BDC	GD	HD**
		626	605 606 609 612 619 622*** 625 643e	613 626AM						
Keyless										
AL10S	Passage	175	187	205	ALL	JUP NEP SAT*				
AL25D	Exit, blank plate x lever	191	203	221		605 606 609 612 613 619 622*** 625 626 643e 6626AM				
AL40S	Privacy	199	211	229	LD	RD	JD	BD	GD	HD
AL44S	Privacy, hospital				CD	TD	BDC			
AL170	Single dummy	101	107	117						
Keyed, Single Cylinder										
AL50PD	Entrance/Office	254	266	284	-58	35	-32	N/C	77	40
AL53PD	Entrance									
AL70PD	Classroom									
AL80PD	Storeroom									
AL85PD	Faculty Restroom Lock	293	305	323	-86	Not Available				
Secondary Cylinder Adjustments	EVEREST AND RESTRICTED KEYWAY - DOES NOT APPLY TO PRIMUS									
	EVEREST D & T FAMILY & RESTRICTED KEYWAYS (QUAD, NUMBERED, REVERSE)						+16			
	SL Cylinder with Everest B or Everest R keyways						+16			
	PRIMUS/PRIMUS XP - ORDER THE LOCK LESS CYLINDER AND THE CYLINDER SEPARATELY (PRICES BELOW)									
	SINGLE KIL EXAMPLE: 1 EA. AL53LD & 1 EA. 20-728(-XP)						+129			
SINGLE FSIC EXAMPLE: 1 EA. AL53JD & 1 EA. 20-740(-XP)						+139				
*	Only lever available in 609 finish for FSIC and SFIC									
**	Temporary cores (TD and HD options) require non-refundable core handling charge (50-231) of \$9.50 and will be added to the price of the lock.									
***	Utilizes 606 cylinder plug face finish									

A-Series

AL-6

D-Series

ND-Series

Latches		
Part Number	Backset - Hsg Dia - Description	Lock Adjustment
Spring Latch		
11-068	2 3/8" - 7/8" - Square corner, 1" x 2 1/4"	N/C
11-069	2 3/8" - 7/8" - 1/4" Radius round corner, 1" x 2 1/4"	
11-110	2 3/8" - 1" - Circular drive in - 605 & 626 finishes only	
11-111	2 3/4" - 7/8" - Square corner, 1" x 2 1/4"	
11-112	2 3/4" - 7/8" - 1/4" Radius round corner, 1" x 2 1/4"	
11-116	2 3/4" - 1" - Square corner, 1 1/8" x 2 1/4"	
11-113	2 3/4" - 1" - Circular drive in - 605 & 626 finishes only	
11-118	3 3/4" - 1" - Square corner, 1 1/8" x 2 1/4"	
Deadlatch		
11-085	2 3/8" - 7/8" - Square corner, 1" x 2 1/4"	N/C
11-088	2 3/8" - 7/8" - 1/4" Radius round corner, 1" x 2 1/4"	
11-104	2 3/8" - 1" - Circular drive in - 605 & 626 finishes only	
11-091	2 3/4" - 7/8" - Square corner, 1" x 2 1/4"	
11-092	2 3/4" - 7/8" - 1/4" Radius round corner, 1" x 2 1/4"	
11-096	2 3/4" - 1" - Square corner, 1 1/8" x 2 1/4"	
11-105	2 3/4" - 1" - Circular drive in - 605 & 626 finishes only	
11-103	3 3/4" - 1" - Square corner, 1 1/8" x 2 1/4"	
41-005	5" - Backset extension link - require reinforcement when used in hollow metal door applications; backset link must be used with 2 3/8" backset latches	+19.80

Strikes		
Part Number	Lip Length - Description	Lock Adjustment
10-001	1 1/8" - Square corner, T-strike, box, 1 1/8" x 2 3/4"	N/C
	1" - Square corner, T-strike, box, 1 1/8" x 2 3/4"	+13.50
	1 1/4" - Square corner, T-strike, box, 1 1/8" x 2 3/4"	
	1 1/2" - Square corner, T-strike, box, 1 1/8" x 2 3/4"	
	1 3/4" - Square corner, T-strike, box, 1 1/8" x 2 3/4"	
	2" - Square corner, T-strike, box, 1 1/8" x 2 3/4"	
10-004	1 1/8" - 1/4" Radius round corner, T-strike, box, 1 1/8" x 2 3/4"	N/C
10-025	1 3/16" - ANSI, no box, 1 1/4" x 4 7/8"	N/C
	1 3/8" - ANSI, no box, 1 1/4" x 4 7/8"	+14.30
	1 1/2" - ANSI, no box, 1 1/4" x 4 7/8"	
10-026	1 1/8" - Square corner, full lip, no box, 1 5/8" x 2 1/4"	N/C
10-027	1 1/8" - 1/4" Radius round corner, full lip, no box, 1 5/8" x 2 1/4"	
10-058	Circular, adjustable, 1 3/4" diameter - 605 and 626 finishes only	
K510-066	Box for ANSI strike, must be specified	

Shaded items are standard components and are furnished with locks unless otherwise specified.

CYLINDRICAL

Locks Less Components		
Description	Specify	Lock Adjustment
Less each lever	LLL for lever design Example: AL53PD LLL/JUP x SAT	-8.70
Less each rose	LLL for rose design Example: AL53PD SAT x SAT/LLL	-10.90
Less springlatch	LLL for latch Example: AL40S SAT 605 LLL 10-025	-10.90
Less deadlatch	LLL for latch Example: AL53PD SAT 626 LLL 10-025	-17.60
Less strike	LLL for strike Example: AL53PD ATH 612 11-096 LLL	-4.20
Lock chassis and spring cages only	Less all possible components Example: AL53LD LLL 626 LLL LLL, lever chassis	Sum of deducts

A-Series

Non-Standard Door Thickness		
Description	Specify	Lock Adjustment
Extended Equally (EE), over 1 7/8" - 2" (SFIC not available for 1 7/8" - 2" door thickness)	Door thickness and how door is extended. Example: 2", EE	+4.60

AL-8

Miscellaneous Lock Options		
Specify/Part Number	Description	Lock Adjustment
8SA	Tactile Lever - Saturn	+41.80*
Torx Screws	Screws - Latch and Strike	+18.70
	* Per lever	

D-Series

Special Functions - Extended Lead Times				
Part Number		Function - Description	Base Lock	Lock Adjustment (Base Lock)
Lock Function	"X" Number			
AL50PD	XA11-297	AL50PD with restoring slide	AL50PD	168.00
AL53PD	XA11-297	AL53PD with restoring slide	AL53PD	

ND-Series

Levers and Related Components												
Available Finishes - Specify for Listed Parts		605	606	609	612	613	619	622	625	626	643e	626AM
51-021, 51-023, 51-025, 51-026, 51-022 SAT, 51-024 SAT, A700-041		▪	▪	0x	▪	▪	▪	▪	▪	▪	▪	0x
51-022 JUP NEP, 51-024 JUP NEP		▪	▪		▪	▪	▪	▪	▪	▪	▪	0x
Part Number	Description	Price Each										
51-021*	Closed Lever - JUP NEP OME SAT - locks man. before June 2003	\$82.40										
51-023*	Open Lever - JUP NEP OME SAT - locks man. before June 2003											
51-025*	Closed Lever - JUP NEP OME SAT - locks man. after June 2003											
51-026*	Open Lever - JUP NEP OME SAT - locks man. after June 2003											
51-022*	Full Size Core Lever - JUP NEP SAT	70.70										
51-024*	Small Format Core Lever & lever insert- JUP NEP SAT	77.70										
A700-041	Driver cap, 1 3/8" - 1 7/8" doors - for locks man. after May 2002	4.00										
A700-039	Driver, 1 3/8" - 1 7/8" doors - for locks man. after May 2002	19.00										
A700-045	Lever insert for SFIC	6.60										
A700-052	FSIC Core Driver, Universal	8.60										
A700-021	SFIC Core Retainer	6.80										
C604-381	SFIC Core Throw Member	7.90										
D500-000	SFIC Core Spacer - 2 spacers required for 6-pin, 1 spacer required for 7-pin	1.50										
A700-047	Interchangeable core lever insert, 1 3/8" - 1 7/8" doors	6.60										
A700-044	Lever insert, 1 3/8" - 1 7/8" doors for locks man. after May 2002	6.10										
*	Specify part number, lever style, finish. Ex: 51-025 NEP 626 (closed lever, Jupiter design, 626 finish)											

Roses												
Available Finishes - Specify for Listed Parts		605	606	609	612	613	619	622	625	626	643e	626AM
04-060		▪	▪	0x	▪	▪	▪	▪	▪	▪	▪	0x
C604-402		▪	▪	0x	▪	▪	▪	▪	▪	▪	▪	
Part Number	Description	Price Each										
04-060**	Outside / Inside Rose - RHO OME	\$94.60										
C604-402	Blank Plate, AL25	97.10										
**	Specify part number, lever style, finish. Ex: 04-060 SAT 626 (Saturn design, 626 finish)											

CYLINDRICAL

A-Series

AL-9

D-Series

ND-Series

CYLINDRICAL

A-Series

AL-10

D-Series

ND-Series

Latches and Related Components												
Available Finishes - Specify for Listed Parts		605	606	609	612	613	619	622	625	626	643e	626AM
11-068, 11-069, 11-110, 11-111, 11-112, 11-116, 11-113, 11-118, 11-085, 11-088, 11-104, 11-091, 11-092, 11-096, 11-105, 11-103		▪	▪	▪	▪	▪	▪	▪	▪	▪	▪	
39-030		▪								▪		
Part Number	Backset - Hsg Dia - Description	Price Each										
Spring Latch												
11-068	2 3/8" - 7/8" - Square corner, 1" x 2 1/4"	\$54.80										
11-069	2 3/8" - 7/8" - 1/4" Radius round corner, 1" x 2 1/4"											
11-110	2 3/8" - 1" - Circular drive in - 605 & 626 finishes only											
11-111	2 3/4" - 7/8" - Square corner, 1" x 2 1/4"											
11-112	2 3/4" - 7/8" - 1/4" Radius round corner, 1" x 2 1/4"											
11-116	2 3/4" - 1" - Square corner, 1 1/8" x 2 1/4"											
11-113	2 3/4" - 1" - Circular drive in - 605 & 626 finishes only											
11-118	3 3/4" - 1" - Square corner, 1 1/8" x 2 1/4"	59.00										
Dead Latch												
11-085	2 3/8" - 7/8" - Square corner, 1" x 2 1/4"	54.80										
11-088	2 3/8" - 7/8" - 1/4" Radius round corner, 1" x 2 1/4"											
11-104	2 3/8" - 1" - Circular drive in - 605 & 626 finishes only											
11-091	2 3/4" - 7/8" - Square corner, 1" x 2 1/4"											
11-092	2 3/4" - 7/8" - 1/4" Radius round corner, 1" x 2 1/4"											
11-096	2 3/4" - 1" - Square corner, 1 1/8" x 2 1/4"											
11-105	2 3/4" - 1" - Circular drive in - 605 & 626 finishes only	59.00										
11-103	3 3/4" - 1" - Square corner, 1 1/8" x 2 1/4"											
43-005	5" - Backset extension link - require reinforcement when used in hollow metal door applications	30.10										
39-030	Rabbeted latch and strike kit - adapts square corner latches and 2 3/4" high square corner strikes to 1/2" rabbeted door and frame preparations.	53.00										

Strikes												
Available Finishes - Specify for Listed Parts		605	606	609	612	613	619	622	625	626	643e	626AM
10-001, 10-004, 10-025, 10-026, 10-027		▪	▪	▪	▪	▪	▪	▪	▪	▪	▪	
10-058		▪								▪		
Part Number	Lip Length - Description	Price Each										
10-001 118	1 1/8" - Square corner, T-strike, box, 1 1/8" x 2 3/4"	\$6.50										
10-001 100	1" - Square corner, T-strike, box, 1 1/8" x 2 3/4"	13.50										
10-001 114	1 1/4" - Square corner, T-strike, box, 1 1/8" x 2 3/4"											
10-001 112	1 1/2" - Square corner, T-strike, box, 1 1/8" x 2 3/4"											
10-001 134	1 3/4" - Square corner, T-strike, box, 1 1/8" x 2 3/4"											
10-001 200	2" - Square corner, T-strike, box, 1 1/8" x 2 3/4"											
10-004	1 1/8" - 1/4" Radius round corner, T-strike, box, 1 1/8" x 2 3/4"	10.10										
10-025 1316	1 3/16" - ANSI, no box, 1 1/4" x 4 7/8"	14.30										
10-025 138	1 3/8" - ANSI, no box, 1 1/4" x 4 7/8"	39.80										
10-025 112	1 1/2" - ANSI, no box, 1 1/4" x 4 7/8"											
10-026	1 1/8" - Square corner, full lip, no box, 1 5/8" x 2 1/4"	7.60										
10-027	1 1/8" - 1/4" Radius round corner, full lip, no box, 1 5/8" x 2 1/4"	7.60										
10-058	Circular, adjustable, 1 3/4" diameter	10.90										
K510-066	Box for ANSI strike	6.60										

Plunger Parts											
Available Finishes - Specify for Listed Parts		605	609	612	613	619	622	625	626	643e	626AM
51-037, 51-038, 51-039, 51-040, 51-041		.	04	
Part Number	Description	Price Each									
51-037	Plunger unit, inside - AL53	\$15.10									
51-038	Plunger unit, inside - AL85										
51-039	Plunger unit, inside - AL40, AL44, AL50										
51-040	Plunger unit, outside - AL40										
51-041	Plunger unit, outside - AL44										

Reinforcements and Adapters		
Part Number	Description	Price Each
37-001	Metal door reinforcer kit, fits both 7/8" and 1" diameter housings - Specify door thickness, includes A501-567 and A501-565 or A501-566	\$35.90
A501-565	Reinforcer for 1 3/8" thick non-reinforced metal doors. Fits both 7/8" and 1" diameter housings.	18.00
A501-566	Reinforcer for 1 3/4" thick non-reinforced metal doors. Fits both 7/8" and 1" diameter housings.	
A501-567	3 1/2" Long latch housing sleeve used to reinforce joint between latch and backset link or to hold latch in metal doors	11.20
A501-878*	Faceplate adapter to adapt 1" faceplate to 1 1/8" door preparation	0.70
G506-815	1" Long latch housing sleeve to adapt 7/8" housing to 1" bore	6.30
* Order in multiples of 100		

Parts for 2" Doors												
Available Finishes - Specify for Listed Parts		605	606	609	612	613	619	622	625	626	643e	626AM
		.	.	04	
Part Number	Description	Price Each										
A700-043	Driver, 2" door	\$65.90										
A700-028	Hub, 2" door, for inside and outside - for locks manufactured after May 2003	30.90										
A700-029	Hub, out., 2" doors - AL70 - for locks manufactured after May 2003	38.20										
A700-030	Hub, out., 2" doors - AL25											
A700-033	Full size interchangeable core lever insert, 2" door	6.60										
A700-034	Lever insert, 2" door											
(SFIC not available for 1 7/8" - 2" door thickness)												

Hub, Frame and Housing Kits — For Locks Manufactured before May, 2003				
Part Number	Description			Price Each
A700-048	All (except AL25 & AL70)	1 3/8" - 1 7/8"	(2) A700-032 Chassis screws (1) A700-056 Frame, hub (2) A700-046 Hub (1) A700-057 Housing	\$79.70
A700-050		2"	(2) A700-032 Chassis screws (1) A700-056 Frame, hub (2) A700-028 Hub (1) A700-057 Housing	81.80
A700-049	AL70	1 3/8" - 1 7/8"	(2) A700-032 Chassis screws (1) A700-056 Frame, hub (1) A700-046 Hub (1) A700-057 Housing	
A700-051		2"	(2) A700-032 Chassis screws (1) A700-056 Frame, hub (2) A700-028 Hub (1) A700-057 Housing	

CYLINDRICAL

A-Series

AL-11

D-Series

ND-Series

CYLINDRICAL

A-Series

AL-12

D-Series

ND-Series

Miscellaneous Parts		
Part Number	Description	Price Each
A100-053	Spring cage, ins. - 4 prong for locks manufactured after May 2002	\$61.30
A100-054	Spring cage, out. - 4 prong for locks manufactured after May 2002	
A201-370	Cam - AL80	8.90
A301-402	Cam - AL40, AL50, AL53, AL85	9.10
A501-167	Threaded rod for mounting AL170s as double dummy set	15.30
A501-305	Hub plate, ins.	7.20
A501-311	Slide spring	6.90
A501-615	Spindle wedge - AL80, AL85	6.80
A501-721	Cam plug - AL70	20.70
A501-791	Cam spacer - AL70	4.20
A501-874	Hub plate, out. - AL25	10.90
A501-901	Hub plate, out. - AL80, AL85	4.80
A508-597	Spring seat - AL50, AL53, AL70, AL80, AL85	6.90
A590-158	Slide - AL85	
A590-159	Slide - AL50, AL53, AL70, AL80	
A590-180	Slide, restoring - AL40, AL44	
A590-181	Slide, non-restoring - AL10, AL25	
A700-003	Spindle sleeve - AL85	
A700-004	Hub plate, out. (except AL25, AL80, AL85)	
A700-014	Hub, out. - AL70 - for locks manufactured after May 2003	30.90
A700-015	Lever insert, 1 3/8" - 1 7/8" doors - for locks manufactured before May 2002	6.60
A700-016	Hub, out., 1 3/8" - 1 7/8" doors - AL25	30.90
A700-017	Spiral cam - AL70	10.90
A700-036	Spring - AL40, AL44	9.10
A700-046	Hub, 1 3/8" - 1 7/8" doors - for locks manufactured after May 2003*	6.00
A700-047	Interchangeable core lever insert, 1 3/8" - 1 7/8" doors	6.60
A700-056	Frame, hub - for locks manufactured after May 2003	11.00
A700-057	Housing - for locks manufactured after May 2003	
A710-001	Spindle & catch, out. (except AL10, AL40)	8.90
A710-004	Spindle & catch, ins.	
A710-007	Spindle & hub - AL170	28.20
A710-008	Small Format Interchangeable Core spindle & catch, outside - AL50, AL53, AL70, AL80	23.80
A710-020	Spindle & catch, out. - AL10, AL40	8.90
C503-308	Anchor spring (except AL25)	6.90
C604-273	Rose pin - AL25	1.50
C604-354	Castle nut	16.20
C604-400	Mounting plate - AL170	20.50

Special Parts - Extended Lead Times												
Available Finishes - Specify for Listed Parts		605	606	609	612	613	619	622	625	626	643e	626AM
XQ07-351		.	.	∞	
Part Number	Description	Price Each										
XQ07-351*	10-025 Strike, 7/8" flat lip	\$39.00										
	10-025 Strike, lips thru 6" (except 7/8", 1 3/16", 1 3/8", and 1 1/2")	188.00										
* Specify lip length												

Screws														
Available Finishes - Specify for Listed Parts				605	606	609	612	613	619	622	625	626	643e	626AM
A501-171, A501-746, C603-256, C603-897				.	.	⌘	
Part Number	Description	Type	Size	Price Each										
A501-171*	Washer, thru bolt - AL170	—	—											
A501-746*	Mounting, thru bolt - AL170	POH Machine	1/4" 20 x 2 1/2"	\$1.10										
A700-032*	Chassis	PFH Cross Recess	10-32 x 3/8"											
C603-256*	ANSI strike	PFH Combo	12-24 x 1"	0.96										
C603-897*	Latch and strike	PFH Combo	#8 x 3/4"	0.82										
C604-395*	Spring cage screws	PFH Machine	8-32 x 2 1/8"	1.70										
L583-133*	Mounting surface - AL170	Sheet Metal	#8 x 1"	0.84										
* Order in multiples of 100														

Screw Packs														
Available Finishes - Specify for Listed Parts				605	606	609	612	613	619	622	625	626	643e	626AM
B202-517, C203-736, C303-029, C303-421				.	.	⌘	
Part Number	Description	Contents	Price Each											
B202-517	Latch and strike	(4) C603-897	\$7.60											
C203-736	ANSI strike	(2) C603-256	6.00											
C303-438	Spring cage screws	(2) C604-395	4.40											
C303-029	Mounting	(4) C603-897 (2) C603-256 (2) C604-395 (1) M504-271	15.10											
C303-421	Mounting, AL170	(1) A501-167 (1) A501-171 (1) A501-746 (2) L583-133 (1) M504-271	11.10											

Torx Screw Packs														
Available Finishes - Specify for Listed Parts				605	606	609	612	613	619	622	625	626	643e	626AM
C203-311, C203-312				.	.	⌘	
Part Number	Description	Contents	Price Each											
C203-311**	Latch and strike	(4) C503-766 (T-15)	\$19.40											
C203-312**	Latch and ANSI strike	(2) C503-766 (T-15) (2) L583-371 (T-20)												
** Torx screw packs are furnished with appropriate T-xx installation tool(s)														

Cylinder Reference Table					
Available Finishes - Specify for Listed Parts				606	626
21-020, 20-728/XP, 20-528/XP, 12-021					
Part Number	Cylinder Mechanism	Function	Design	Price Each - Open	Price Each - Restricted
21-020	Conventional	Standard Functions	All	\$58.00	\$74.00
91-006	Everest SL (R/B Keyways only)				74.00
20-728	Primus			129.00	
20-728-XP	Primus XP				129.00
91-706-XP	Everest SL Primus XP (R/B Keyways only)				129.00
20-528	Primus UL437			159.00	
20-528-XP	Primus UL437 XP				159.00
21-021	Conventional	AL85		86.00	102.00

CYLINDRICAL

A-Series

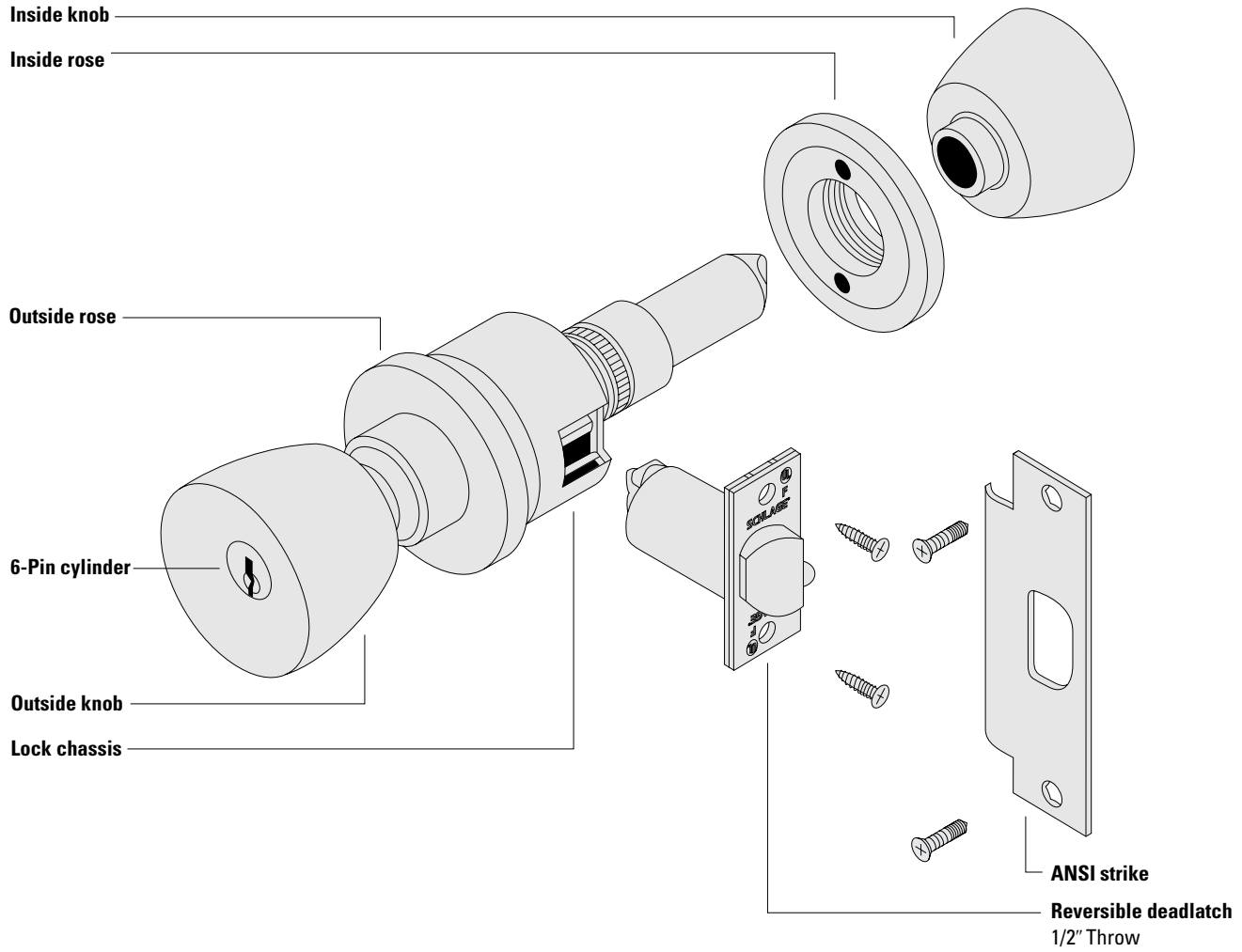
AL-14

D-Series

ND-Series

D Series

GRADE 1 CYLINDRICAL KNOB LOCK



D Series

Ordering Procedures

To order Schlage products, descriptive data should be in the same sequence as shown below.

Line Item	Qty	Product	Outside		Inside		Hand	Latch	Strike	Dr Thk	Ext	DIM	Additional Details
			DES	FIN	DES	FIN							
1	10	D53PD	ORB	625	PLY	625	-	14-019	10-025	214	EE	-	KA

Line Item: Line item number

Qty: Quantity

Product: Product function + Cylinder code

Outside Des: Outside lever design

Outside Fin: Outside finish

Inside Des: Inside lever design: Specify only if different from the outside lever design

Inside Fin: Inside lever finish: Specify only if different from the outside finish

Hand: Hand of door: N/A for D lock

Latch: Product latch: Leave blank for standard latch or specify part number if non-standard latch is required.

Strike: Product strike: Leave blank for standard strike or specify part number if non-standard strike is required.

Dr Thk: Door thickness: Enter door thickness if non-standard. Example: 138=1 3/8", 214=2 1/4"

Ext: Extension: Enter for doors 2" or greater. Example: EE=extended equally, EI=extended inside, EO=extended outside, ED=extended differently

Dim: Dimension: Enter only for non-standard strike lip length

Additional

Details: Enter additional detail for keying information or special requirements

Common Pricing Information

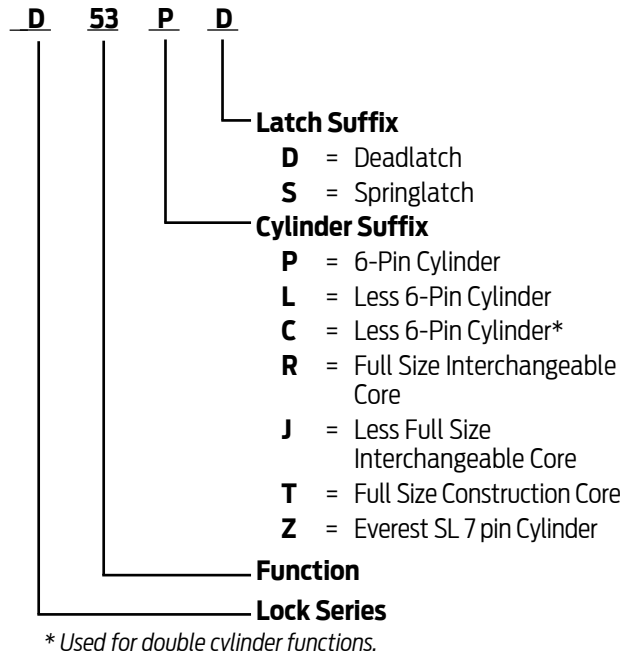
1.	Locks are furnished with standard features unless otherwise specified.
2.	Door thickness is 1 3/4" unless otherwise specified.
3.	Split finishes and designs will be priced at the highest list price of the design and/or finish.
4.	⌚ denotes a lock or part that requires an extended lead time.
5.	👤 denotes a handed product and requires handing to be specified.
6.	For all restricted keyways (Everest D, Everest 29 T, Quad, Numbered, Reversed) add \$16.00. This does not apply to Primus cylinders. See Terms and Conditions for ordering information and requirements.
7.	Locks, keys and cylinders containing restricted keyways require additional documentation to order. Please see Terms and Conditions for the specific requirements.
8.	Keyway must be specified for keyed functions and cylinders. If not specified, default keyway will be S123 for KA, KD and 0-bitted product and S145 for Factory managed masterkey systems.
9.	Multiple keying options are available. Locks and cylinders are furnished KD unless otherwise specified or excepted by notation.
10.	Control Keys for permanent and construction cores are not included with the lock or cylinder and must be ordered separately.
11.	Locks specified with "C" keyway and KD or 0-bitted will receive 6 pin cylinders.
12.	Full Size Interchangeable Cores (FSIC) are furnished 1-bitted unless otherwise specified. If 0-bitted is selected, the order will be entered as 1-bitted. This does not apply to FSIC Primus® cores.
13.	Conventional cylinders, Primus cylinders (conventional and FSIC) can be supplied 0-bitted. If 1-bitted is selected, the order will be entered as 0-bitted.
14.	Available plug face finishes are 606 and 626. For brass or bronze finish colors, the plug face finish is 606. For chrome, nickel or stainless steel finish colors, the plug face finish is 626.
15.	Locks and cylinders will be furnished with 2 keys each as standard. Additional keys will be charge at the additional cut keys charge appropriate for the cylinder/key type

Table of Contents

Functions	D-4
Complete Locks	D-5
Options	D-7
Latches	D-7
Strikes.....	D-7
Locks Less Components	D-7
Non-Standard Door Thickness.....	D-7
Tamper Resistant Torx Screws	D-7
Special Functions.....	D-7
Parts	D-8
Knobs and Related Components	D-8
Roses	D-8
Latches and Related Components.....	D-8
Strikes.....	D-9
Plunger Parts.....	D-9
Reinforcements	D-9
Finished Miscellaneous Parts	D-9
Special Parts	D-10
Miscellaneous Parts	D-10
Screws	D-11
Screw Packs.....	D-11
Torx Screw Packs.....	D-11
Cylinder Reference Table	D-11

Complete Cylinders **See Cylinders Section**
How To Order **Forms & Examples**

Product Identification



Finish Codes and Descriptions

Code		Description
605	(US 3)	Bright Brass
606	(US 4)	Satin Brass
609	(US 5)	Antique Brass
612	(US 10)	Satin Bronze
613	(US 10B)	Oil Rubbed Bronze
625	(US 26)	Bright Chromium Plated
626	(US 26D)	Satin Chromium Plated
629	(US 32)	Bright Stainless Steel
630	(US 32D)	Satin Stainless Steel
643e	(US 11)	Aged Bronze

Standard Features

Certification	ANSI/BHMA Certified A156.2-2011, Series 4000, Grade 1, UL Listed for 3-hour fire door.
Latch	1 1/8" x 2 1/4", Square corner faceplate, 1" housing diameter, 1/2" throw
Strike	1 1/4" x 4 7/8", ANSI, Square corner, no box
Backset	2 3/4"
Cylinder	6-Pin solid brass, keyed 6-pin, S123 keyway, keyed different (KD)
Door Range	1 3/8" – 2"
Keys	Two nickel silver cut keys per lock, 6-pin, S123 section



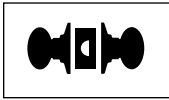
D Knobs - Functions

ANSI/BHMA Certified A156.2-2011, Series 4000, Grade 1, UL Listed for 3-hour fire door.

Non-Keyed Locks

SCHLAGE ANSI

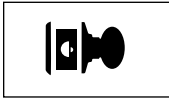
D10S F75



Passage Latch

Both knobs always unlocked.

D25D



Exit Lock

Blank plate outside. Inside knob always unlocked.

D40S F76



Bath/Bedroom Privacy Lock

Push-button locking. Can be opened from outside with small screwdriver. Turning inside knob or closing door releases button.

D44S



Hospital Privacy Lock

Push-button locking. Unlocked from outside by turning emergency turn-button. Turning inside knob or closing door releases button.

D170



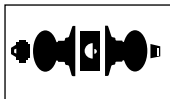
Single Dummy Trim

Dummy trim for one side of door. Used for door pull or as matching inactive trim.

Keyed Locks

SCHLAGE ANSI

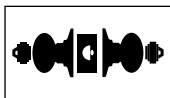
D53PD F109



Entrance Lock

Turn/push-button locking; pushing and turning button locks outside knob, requiring use of key until button is manually unlocked. Push-button locking; pushing button locks outside knob until unlocked by key or by turning inside knob.

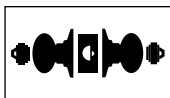
D60PD F88



Vestibule/Classroom Security Lock

Latch retracted by key from outside when outside knob is locked by key in inside knob. Inside knob is always unlocked.

D66PD F91



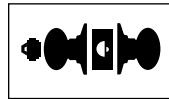
Store Lock

Key in either knob locks or unlocks both knobs.

Keyed Locks

SCHLAGE ANSI

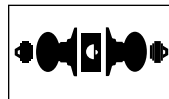
D70PD F84



Classroom Lock

Outside knob locked and unlocked by key. Inside knob always unlocked.

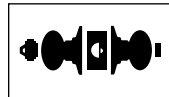
D72PD F80



Communicating Lock

Key in either knob locks or unlocks each knob independently.

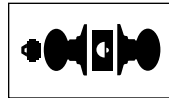
D73PD F90



Corridor Lock

Locked or unlocked by key from outside. Push-button locking from inside. Turning inside knob or closing door releases button.

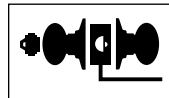
D80PD F86



Storeroom Lock

Outside knob fixed. Entrance by key only. Inside knob always unlocked.

D80PDEL



Electrically Locked (Fail Safe)

Outside knob continuously locked electrically. Unlocked by key outside or by switch or power failure. Auxiliary latch deadlocks latchbolt when door is closed. Inside knob always free for immediate exit.

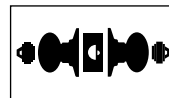
D80PDEU



Electrically Unlocked (Fail Secure)

Outside knob continuously locked until unlocked by key or electric current. Auxiliary latch deadlocks latchbolt when door is closed. Inside knob always free for immediate exit.

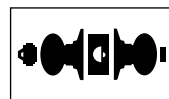
D82PD F87



Institution Lock

Both knobs fixed. Entrance by key in either knob.

D85PD F93



Faculty Restroom Lock (with Indicator Cylinder)

Outside knob fixed. Entrance by key only. Push-button in inside knob activates visual occupancy indicator, allowing only emergency masterkey to operate. Turning inside knob or closing door releases visual occupancy indicator. Rotation of inside spanner-button provides lock-out feature by keeping indicator thrown.

Caution: Double cylinder locks on residences and any door in any structure which is used for egress are a life safety hazard in times of emergency and their use is not recommended. Installation should be in accordance with existing codes only.

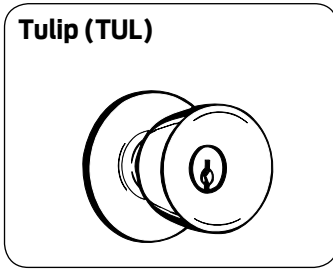
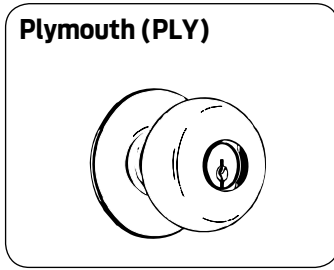
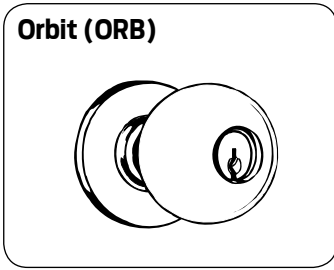
CYLINDRICAL

A-Series

AL-Series

D-4

ND-Series



Roses	
<p>Inside/Outside Rose - Plymouth Knobs: Plymouth Size: 2 1/2" dia.</p>	<p>Inside/Outside Rose - Tulip Knobs: Tulip & Orbit Size: 2 1/2" dia.</p>

Latches			
<p>Deadlatch 14-019</p>	<p>Springlatch 14-001</p>	<p>Anti-Friction Fire Door Deadlatch, 14-042</p>	<p>Backset Extension Link 43-005</p>

Strikes		
<p>ANSI Strike 10-025</p>	<p>T Strike 10-013</p>	<p>Square corner, T-strike, deep box, fire door latch 10-016</p>

D Knobs - Complete Locks

CYLINDRICAL

A-Series

AL-Series

D-6

ND-Series

Function	Description	Design and Finishes			Primary Cylinder Adjustments Available Levers Available Finishes		
		ORB PLY TUL					
		626	605 \times 606 609 612 625 643e	613 \times 629 630*	LD CD	RD TD	JD
Keyless							
D10S	Passage	466	478	496	LD	RD	JD
D25D	Exit, blank plate x lever				ALL	ORB	
D40S	Privacy	583	595	613	605 \times 606 609 612 613 625 626 \times 629 630* 643e		
D44S	Privacy, hospital						
D170	Single dummy						
Keyed, Single Cylinder				LD			
D53PD	Entrance	679	691	709	-58	35	-32
D70PD	Classroom						
D73PD	Corridor						
D80PD	Storeroom						
D80PD EL/EU	Electrically locked or unlocked	1,063	1075	1093			
D85PD	Faculty Restroom Lock	737	749	767	-86	NOT AVAILABLE	
Keyed, Double Cylinder				CD	RD TD**	JD	
D60PD	Vestibule	742	754	772	-116	70	-64
D66PD	Store						
D72PD	Classroom Security						
D82PD	Institution						
Secondary Cylinder Adjustment	EVEREST AND RESTRICTED KEYWAY - DOES NOT APPLY TO PRIMUS						
	EVEREST D & T FAMILY & RESTRICTED KEYWAYS (QUAD, NUMBERED, REVERSE)						
	SL Cylinder with Everest B or Everest R keyways						
	PRIMUS/PRIMUS XP - ORDER THE LOCK LESS CYLINDER AND THE CYLINDER SEPARATELY (PRICES BELOW)						
	SINGLE KIL EXAMPLE: 1 EA. D53LD & 1 EA. 20-748(-XP)						
	DOUBLE KIL EXAMPLE: 1 EA. D72CD & 2 EA. 20-748(-XP)						
	SINGLE FSIC EXAMPLE: 1 EA. D53JD & 1 EA. 20-740(-XP)						
DOUBLE FSIC EXAMPLE: 1 EA. D72JD & 2 EA. 20-740(-XP)							
	*	Finish only available in PLY knob					
	**	Temporary cores (TD and HD options) require non-refundable core handling charge (50-231) of \$9.50 and will be added to the price of the lock.					

Latches		
Part Number	Backset - Description	Lock Adjustment
Spring Latch		
14-001	2 3/4" - Square corner, 1 1/8" x 2 1/4"	N/C
14-010	3 3/4" - Square corner, 1 1/8" x 2 1/4"	+9.80
Deadlatch		
14-047	2 3/8" - Square corner, 1 1/8" x 2 1/4"	N/C
14-048	2 3/8" - Square corner, 1 x 2 1/4"	N/C
14-019	2 3/4" - Square corner, 1 1/8" x 2 1/4"	N/C
14-042	2 3/4" - Anti-friction fire door latch Square corner, 1 1/8" x 2 1/4", 3/4" throw, modified latch prep for anti-friction tongue pivot	+165.00
14-028	3 3/4" - Square corner, 1 1/8" x 2 1/4"	+9.80
43-005	5" - Backset extension link - require reinforcement when used in hollow metal door applications, must be used with 2 3/4" backset latches	+30.10

Strikes		
Part Number	Lip Length - Description	Lock Adjustment
10-013	1 1/8" - Square corner, T-strike, box, 1 1/8" x 2 3/4"	N/C
	1 1/2" - Square corner, T-strike, box, 1 1/8" x 2 3/4"	+7.20
10-016	1 1/8" - Square corner, T-strike, deep box, fire door latch	N/C
10-025	1 3/16" - ANSI, no box, 1 1/4" x 4 7/8"	N/C
	1 3/8" - ANSI, no box, 1 1/4" x 4 7/8"	+13.20
	1 1/2" - ANSI, no box, 1 1/4" x 4 7/8"	
K510-066	Box for ANSI strike, must be specified	N/C

Locks Less Components		
Description	Specify	Lock Adjustment
Less each knob	LLL for lever design Example: D53PD LLL/RHO x ATH	-19.50
Less each rose	LLL for rose design Example: D53PD RHO x RHO/LLL	-13.50
Less springlatch	LLL for latch Example: D40S RHO 605 LLL 10-025	-23.30
Less deadlatch	LLL for latch Example: D53PD SPA 626 LLL 10-025	-31.20
Less strike	LLL for strike Example: D53PD ATH 612 13-047 LLL	-4.60
Lock chassis and spring cages only	Less all possible components Example: D53LD LLL 626 LLL LLL, lever chassis	Sum of deducts

Non-Standard Door Thickness		
Description	Specify	Lock Adjustment
Extended Equally (EE), over 2" - 2 1/2"	Door thickness and how door is extended. Example: 2", ED	+64.20
Extended Differently (ED), over 2" - 2 1/2"		+300.00

Note: For door thicknesses not listed, please use the Schlage Innovation Center Process.

Tamper Resistant Torx® Screws		
Specify/ Part Number	Description	Lock Adjustment
Torx Screws	Screws - Latch and Strike	+19.40

Special Functions - Extended Lead Times				
Part Number		Function - Description	Base Lock	Lock Adjustment (Base Lock)
Lock Function	"X" Number			
D25x80	XC03-543	D25x80 - Blank plate outside, fixed knob inside. Key in knob retracts latch.	D80	+453.00
D60	XC03-928	D60 - Closed outside knob.	D70	+291.00
D70x80	XC07-960	D70x80 - Key locks or unlocks outside knob. Key in fixed inside knob retracts latch.	D82	+400.00
D25x70	XC11-577	D25x70 - Blank plate outside. Key locks or unlocks inside knob.	D70	+453.00

Shaded items are standard components and are furnished with locks unless otherwise specified.

CYLINDRICAL

A-Series

AL-Series

D-8

ND-Series

Knobs and Related Components																				
Available Finishes - Specify for Listed Parts											605	606	609	612	613	625	626	629	630	643e
04-006 PLY, 04-007 PLY											▪	⊗	▪	▪	▪	▪	▪	⊗	▪	▪
04-006 ORB TUL, 04-007 ORB TUL, 04-030, 04-031, 04-034											▪	⊗	▪	▪	▪	▪	▪	⊗		▪
Part Number	Description										Price Each									
04-006*	Closed Lever - ORB PLY TUL										\$102.00									
04-007*	Open Lever - ORB PLY TUL																			
04-030*	Full size core knob, driver, retainer (converts PD to JD) - ORB										84.90									
04-031*	Full size core knob - ORB										72.30									
04-034*	Full size core knob, core, driver, and retainer (converts PD to RD) - ORB										158.00									
C503-403	Cylinder sleeve										10.90									
C503-746																				
C503-940																				
C603-262																				
04-033	Full size core driver and retainer										11.90									
C603-569	Full size core retainer										4.00									
C604-333	Full size core driver, universal										8.00									
* Specify part number, knob style, finish. Ex: 04-007 ORB 626 (open lever, Orbit design, 626 finish)																				

Roses																				
Available Finishes - Specify for Listed Parts											605	606	609	612	613	625	626	629	630	643e
04-001 PLY, 04-002 PLY, C503-775											▪	⊗	▪	▪	▪	▪	▪	⊗	▪	▪
04-001 TUL, 04-002 TUL											▪	⊗	▪	▪	▪	▪	▪	⊗		▪
Part Number	Description										Price Each									
04-001**	Outside Rose - PLY TUL										\$94.60									
04-002**	Inside Rose - PLY TUL																			
C503-775	Blank Rose, D25										43.50									
** Specify part number & finish. Ex: 04-002 PLY 626 (Plymouth design, 626 finish)																				

Latches and Related Components																				
Available Finishes - Specify for Listed Parts											605	606	609	612	613	625	626	629	630	643e
14-001, 14-010, 14-047, 14-048, 14-019, 14-042, 14-028, 43-005											▪	⊗	▪	▪	▪	▪	▪	⊗	▪	▪
39-030																			▪	
Part Number	Backset - Description										Price Each									
Spring Latch																				
14-001	2 3/4" - Square corner, 1 1/8" x 2 1/4"										\$82.20									
14-010	3 3/4" - Square corner, 1 1/8" x 2 1/4"										98.50									
Dead Latch																				
14-047	2 3/8" - Square corner, 1 1/8" x 2 1/4"										107.00									
14-048	2 3/8" - Square corner, 1" x 2 1/4"										107.00									
14-019	2 3/4" - Square corner, 1 1/8" x 2 1/4"										82.20									
14-042	2 3/4" - Anti-friction Fire Door Latch 1" Square corner, 1 1/8" x 2 1/4", 3/4" throw, modified latch prep for anti-friction tongue pivot										327.00									
14-028	3 3/4" - Square corner, 1 1/8" x 2 1/4"										98.50									
43-005	5" - Backset extension link - require reinforcement when used in hollow metal door applications; backset link must be used with 2 3/4" backset latches										30.10									
39-030	Rabbeted latch and strike kit - adapts square corner latches and 2 3/4" high square corner strikes to 1/2" rabbeted door and frame preparations.										53.00									

Shaded items are standard components and are furnished with locks unless otherwise specified.

Strikes																			
Available Finishes - Specify for Listed Parts										605	606	609	612	613	625	626	629	630	643e
10-013, 10-016, 10-025										▪	⌘	▪	▪	▪	▪	▪	⌘	▪	▪
Part Number	Lip Length - Description									Price Each									
10-013-118	1 1/8" - Square corner, T-strike, box, 1 1/8" x 2 3/4"									\$10.80									
10-013-112	1 1/2" - Square corner, T-strike, box, 1 1/8" x 2 3/4"									15.00									
10-016	1 1/8" - Square corner, T-strike, deep box, 1 1/8" x 2 3/4" 1 1/8" Use with fire door latch									14.30									
10-025-1316	1 3/16" - ANSI, no box, 1 1/4" x 4 7/8"									14.30									
10-025-138	1 3/8" - ANSI, no box, 1 1/4" x 4 7/8"									39.80									
10-025-112	1 1/2" - ANSI, no box, 1 1/4" x 4 7/8"																		
K510-066	Box for ANSI strike									6.60									

Plunger Parts																			
Available Finishes - Specify for Listed Parts										605	606	609	612	613	625	626	629	630	643e
04-020, 04-021, 04-022, 04-023, 04-025, 04-026,										▪	⌘	▪	▪	▪	▪	▪	⌘	▪	▪
Part Number	Dimension - Door Range - Description									Price Each									
04-020*	443 - 1 3/8" - 2" - Plunger, ins - D40, D44									\$76.40									
	468 - over 2" - 2 1/2", EE - Plunger, ins - D40, D44																		
04-021*	170 - 1 3/8" - 2" - Plunger unit, out - D40									60.20									
	195 - over 2" - 2 1/2", EE - Plunger unit, out - D40																		
04-022*	170 - 1 3/8" - 2" - Plunger unit, out - D44									74.80									
	195 - over 2" - 2 1/2", EE - Plunger unit, out - D44																		
04-023*	443 - 1 3/8" - 2" - Plunger unit, ins - D53									60.10									
	468 - over 2" - 2 1/2", EE - Plunger unit, ins - D53																		
04-025*	443 - 1 3/8" - 2" - Plunger unit, ins - D73									138.00									
	468 - over 2" - 2 1/2", EE - Plunger unit, ins - D73																		
04-026*	443 - 1 3/8" - 2" - Plunger unit, ins - D85									138.00									
	468 - over 2" - 2 1/2", EE - Plunger unit, ins - D85																		
* Specify part number, dimension, design & finish. Ex: 04-022 170 626																			

Reinforcements		
Part Number	Description	Price Each
37-001	Metal door reinforcer kit, fits both 7/8" and 1" diameter housings - Specify door thickness, includes A501-567 and A501-565 or A501-566	\$35.90
A501-565	Reinforcer for 1 3/8" thick non-reinforced metal doors. Fits both 7/8" and 1" diameter housings.	18.00
A501-566	Reinforcer for 1 3/4" thick non-reinforced metal doors. Fits both 7/8" and 1" diameter housings.	
A501-567	3 1/2" Long latch housing sleeve used to reinforce joint between latch and backset link or to hold latch in metal doors	11.20
A501-878**	Faceplate adapter to adapt 1" faceplate to 1 1/8" door preparation	0.70
G506-815	1" Long latch housing sleeve to adapt 7/8" housing to 1" bore	6.30
** Order in multiples of 100		

Finished Miscellaneous Parts																			
Available Finishes - Specify for Listed Parts										605	606	609	612	613	625	626	629	630	643e
C102-522, C102-524, C102-541, C102-542, C102-570, C102-572										▪	⌘	▪	▪	▪	▪	▪	⌘	▪	▪
Part Number	Description									Price Each									
C102-522	Hub and cap, out (except D80, D80 EL/EU, D82, D85)									\$85.90									
C102-524	Hub and cap, ins (except D82)									64.40									
C102-541	Hub and cap, ins - D170									47.10									
C102-542	Hub and cap, out - D80 EL/EU									85.90									
C102-570	Hub and cap, out - D80, D82, D85									137.00									
C102-572	Hub and cap, ins - D82																		

Shaded items are standard components and are furnished with locks unless otherwise specified.

CYLINDRICAL

A-Series

AL-Series

D-10

ND-Series

Special Parts - Extended Lead Times																				
Available Finishes										605	606	609	612	613	625	626	629	630	643e	
XQ02-309, XQ03-494, XQ07-351, XN12-012, 38-018										▪	⌘	▪	▪	▪	▪	▪	⌘	▪	▪	
Part Number	Description									Price Each										
XQ02-309	10-013 Strike, 7/8" flat lip									\$37.00										
XQ03-494*	10-013 Strike, 1 5/8" - 6" lip									155.00										
	10-013 Strike, 6 1/8" - 12" lip									197.00										
XQ07-351*	10-025 Strike, 7/8" flat lip									39.00										
	10-025 Strike, lips thru 6" (except 7/8", 1 3/16", 3/8" and 1 1/2")									188.00										
XC03-069	Backset Link, range: 5" - 42", specify backset (not adjustable); NOTE: This extension link must be used with a 2-3/4" backset latch.									693.00										
38-018	Thin door extension ring (2 required per lock)									12.00										
*	Specify lip length																			

Miscellaneous Parts		
Part Number	Description	Lock Adjustment
A501-167	Threaded rod for mounting D170s as double dummy set	\$14.50
C100-059	Spindle unit, out and ins - D66	146.00
C100-062	Spindle unit, out - D70, out and ins - D72	
C102-540	Hub and frame - D25	48.60
C102-837	Locking plug, out - D73	69.40
C102-840	Key spindle - D40, D44, D53, D60	60.10
C203-034	Spindle and catch, ins (except D60, D66, D72, D80EL/EU, D82)	47.80
C203-376	Plug - D85	15.40
C203-390	Spindle and key cam, out - D70, D72	60.10
C203-391	Spindle and key cam - D60	
C203-411	Key spindle and spring - D85	49.20
C203-733	Locking plug - D70, D72	
C203-858	Spindle and hammer, ins - D85	60.10
C203-947	Spindle and catch, out - D40, D44	49.20
C203-948	Spindle and catch, out - D53, D60, D73, D80	
C303-006	Slide and roller	57.00
C303-400	Spindle and catch, ins - D80EL/EU	53.80
C303-439	AC Rectifier	63.30
C503-008**	Cotter pin	0.64
C503-019	Slide spring	6.10
C503-308	Anchor spring (except D25, D170)	6.90
C503-314	Slide spring seat	6.70
C503-324	Spindle washer - D60, D70, D72, D85	6.60
C503-334	Plunger hammer - D85	14.00
C503-335	Plunger hammer spring - D85	6.50
C503-339	Key spindle - D80, D82, D85	25.90
C503-359	Key cam - D60	14.10
C503-360	Key cam rider - D60	14.60
C503-361	Key cam pin - D60	6.50
C503-362	Plunger - D60	6.70
C503-368	Key cam sleeve, out - D70, D72	6.50
C503-371	Plunger - D66	6.50
C503-400	Key cam pin - D70, D72	6.50
C503-768	Spacer - D80 EL/EU	3.20
C503-965	Plunger sleeve, out - D40, D44	14.40
C603-500	Housing	14.00
C604-187	Slide catch, restoring - D40, D44, D73, D85	6.80
C604-188	Slide catch, non-restoring - D53	
C604-191	Slide catch spring - D40, D44, D53, D73, D85	
C604-204	Spindle, keyed - D80 EL/EU	25.90
C604-205	Solenoid retaining clip - D80 EL/EU	8.20
C604-273	Rose pin - D25	1.40
C604-312	Anchor (except D25)	6.70
**	Order in multiples of 100	



Screws														
Available Finishes - Specify for Listed Parts					605	606	609	612	613	625	626	629	630	643e
A501-171, A501-746, C603-256, C603-897					▪	⊗	▪	▪	▪	▪	▪	⊗	▪	▪
Part Number	Description	Door Thickness	Type	Size	Price Each									
A501-171*	D170, washer	—	Washer	—	\$1.10									
A501-746*	D170, mounting screw	1 1/2" - 2"	POH Machine	1/4" 20 x 2 1/2"	1.10									
C603-256*	ANSI strike	—	PFH Combo	12-24 x 1"	0.96									
C603-897*	Latch and strike	—	PFH Combo	#8 x 3/4"	0.82									
* Order in multiples of 100														

Screw Packs														
Available Finishes - Specify for Listed Parts					605	606	609	612	613	625	626	629	630	643e
B202-517, C303-007, C203-736, C303-028					▪	⊗	▪	▪	▪	▪	▪	⊗	▪	▪
Part Number	Description	Contents		Price Each										
B202-517	Latch and strike	(4) C603-897		\$7.60										
C303-007	Mounting, D170	(1) A501-171 (1) A501-746 (3) C603-897		8.80										
C203-736	ANSI strike	(2) C603-256		6.00										
C303-028	Mounting, all except D170	(4) C603-897 (2) C603-256		11.10										

Torx Screw Packs														
Available Finishes - Specify for Listed Parts					605	606	609	612	613	625	626	629	630	643e
C203-311, C203-312					▪	⊗	▪	▪	▪	▪	▪	⊗	▪	▪
Part Number	Description	Contents		Price Each										
C203-311**	Latch and strike	(4) C503-766 (T-15)		\$19.40										
C203-312**	Latch and ANSI strike	(2) C503-766 (T-15) (2) L583-371 (T-20)												
** Torx screw packs are furnished with appropriate T-xx installation tool(s)														

Cylinder Reference Table						
Available Finishes - Specify for Listed Parts					606	626
21-002, 23-001, 23-002, 23-003-098, 20-748/XP, 20-548/XP, 20-724/XP, 20-524/XP						
Part Number	Cylinder Mechanism	Function	Design	Door Thickness	Price Each	Price Each - Restricted
23-001	Conventional	Standard Functions	All	Standard	58.00	74.00
91-016	Everest SL (R/B Keyways only)				74.00	
20-748	Primus				129.00	
20-748-XP	Primus XP					
91-714-XP	Everest SL Primus XP (R/B Keyways only)				129.00	
20-548	Primus UL437				159.00	
20-548-XP	Primus UL437 XP					
21-002	Conventional			2" - 2 1/2"	58.00	74.00
91-004	Everest SL (R/B Keyways only)				74.00	
20-724	Primus				129.00	
20-724-XP	Primus XP					
91-704-XP	Everest SL Primus XP (R/B Keyways only)				129.00	
20-524	Primus UL437				159.00	
20-524-XP	Primus UL437 XP					
23-003	Conventional	D85	Standard	86.00	102.00	
23-003-098	Conventional			2" - 2 1/2"	86.00	102.00

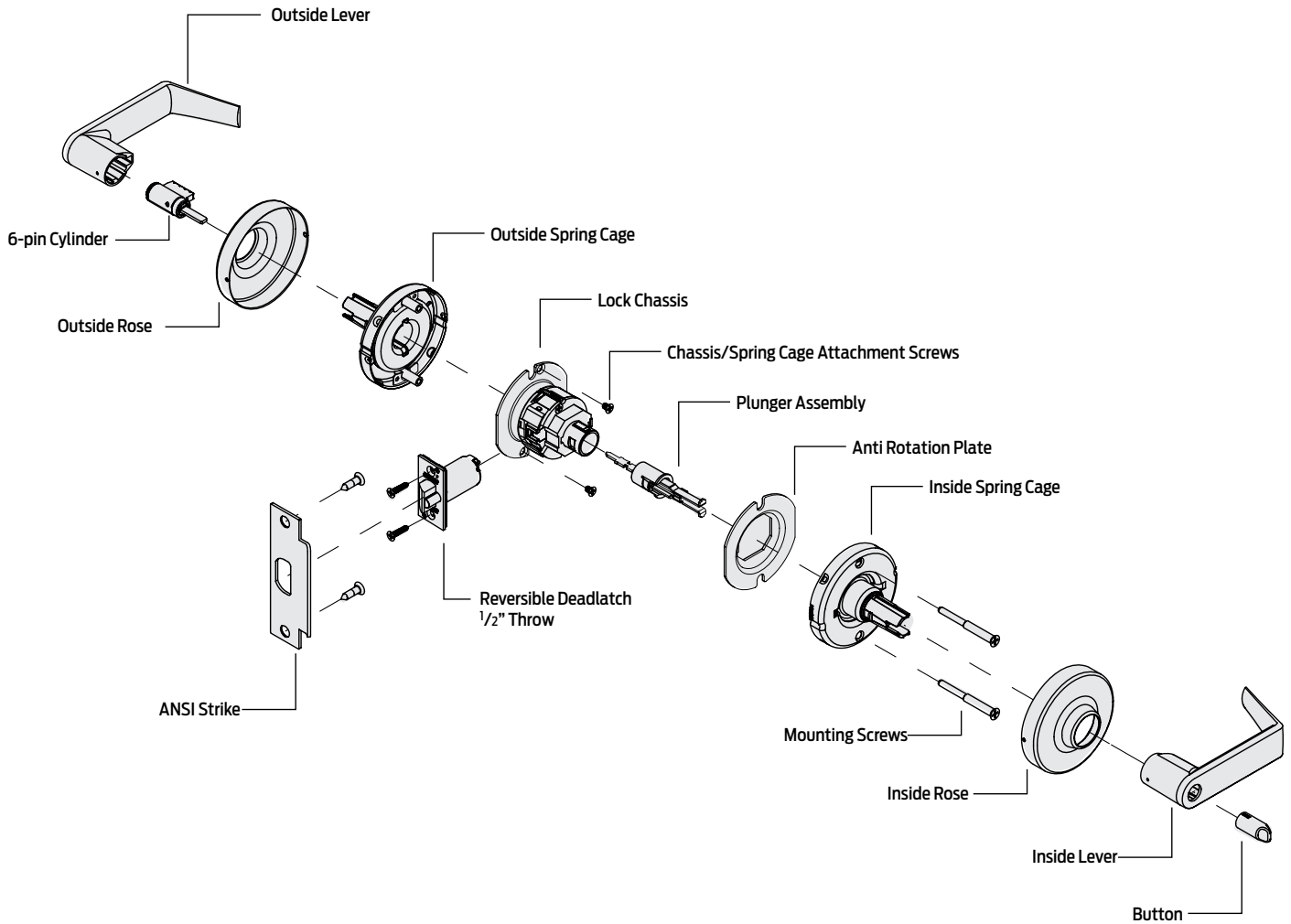
CYLINDRICAL

A-Series

AL-Series

D-12

ND-Series



To order Schlage products, descriptive data should be in the same sequence as shown below.

Line Item	Qty	Product	Outside		Inside		Hand	Latch	Strike	Dr Thk	Ext	DIM	Additional Details
			DES	FIN	DES	FIN							
1	10	ND53PD	RHO	622	OME	-	-	13-247	10-025	214	EE	138	KA

- Line Item:** Line item number
- Qty:** Quantity
- Product:** Product function + Cylinder code
- Outside Des:** Outside lever design
- Outside Fin:** Outside finish
- Inside Des:** Inside lever design: Specify only if different from the outside lever design
- Inside Fin:** Inside lever finish: Specify only if different from the outside finish
- Hand:** Hand of door: N/A for ND lock
- Latch:** Product latch: Leave blank for standard latch or specify part number if non-standard latch is required.
- Strike:** Product strike: Leave blank for standard strike or specify part number if non-standard strike is required.
- Dr Thk:** Door thickness: Enter door thickness if non-standard. Example: 138=1 3/8", 214=2 1/4"
- Ext:** Extension: Enter for doors 2 1/8" or greater. Example: EE=extended equally, EI=extended inside, EO=extended outside, ED=extended differently
- Dim:** Dimension: Enter only for non-standard strike lip length
- Additional Details:** Enter additional detail for keying information or special requirements

Common Pricing Information	
1.	Locks are furnished with standard features unless otherwise specified.
2.	Door thickness is 1 3/4" unless otherwise specified.
3.	Split finishes and designs will be priced at the highest list price of the design and/or finish.
4.	⌚ denotes a lock or part that requires an extended lead time.
5.	👤 denotes a handed product and requires handing to be specified.
6.	For all restricted keyways (Everest D, Everest 29 T, Quad, Numbered, Reversed) add \$16.00. This does not apply to Primus cylinders. See Terms and Conditions for ordering information and requirements.
7.	Locks, keys and cylinders containing restricted keyways require additional documentation to order. Please see Terms and Conditions for the specific requirements.
8.	Keyway must be specified for keyed functions and cylinders. If not specified, default keyway will be S123 for KA, KD and 0-bitted product and S145 for Factory managed masterkey systems.
9.	Multiple keying options are available. Locks and cylinders are furnished KD unless otherwise specified or excepted by notation.
10.	Control Keys for permanent and construction cores are not included with the lock or cylinder and must be ordered separately.
11.	Locks specified with "C" keyway and KD or 0-bitted will receive 6 pin cylinders.
12.	Full Size Interchangeable Cores (FSIC) are furnished 1-bitted unless otherwise specified. If 0-bitted is selected, the order will be entered as 1-bitted. This does not apply to FSIC Primus® cores.
13.	Conventional cylinders, Primus cylinders (conventional and FSIC) can be supplied 0-bitted. If 1-bitted is selected, the order will be entered as 0-bitted.
14.	Available plug face finishes are 606 and 626. For brass or bronze finish colors, the plug face finish is 606. For chrome, nickel or stainless steel finish colors, the plug face finish is 626.
15.	Locks and cylinders will be furnished with 2 keys each as standard. Additional keys will be charge at the additional cut keys charge appropriate for the cylinder/key type

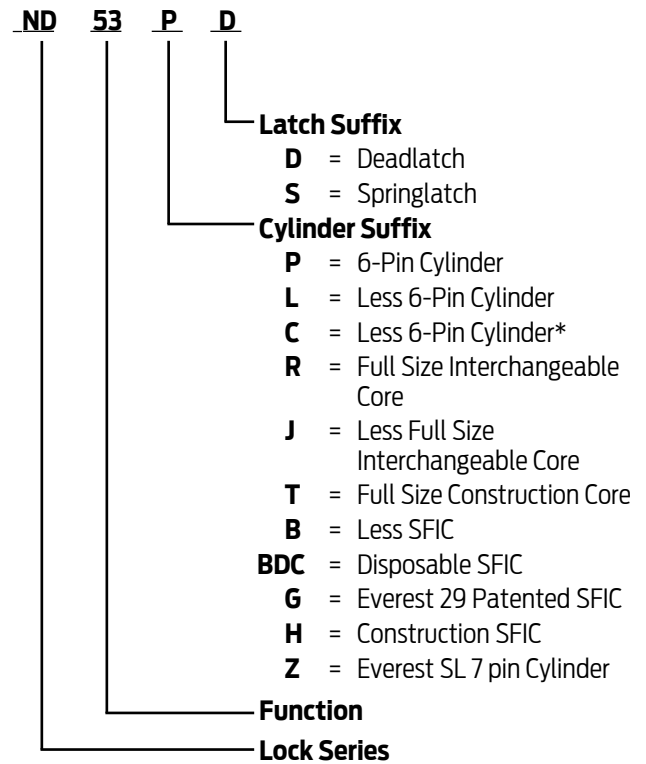
Table of Contents

Functions	ND-4
Complete Locks	ND-7
Options	ND-9
Latches	ND-9
Strikes.....	ND-9
Locks Less Components	ND-9
Non-Standard Door Thickness.....	ND-9
Indicator Rose.....	ND-10
Special Functions.....	ND-10
Allegion Connect	ND-10
School Upgrade Kits.....	ND-11
Conversion Guide	ND-12
Parts	ND-14
Levers	ND-14
Spring Cages	ND-14
Conversion Kits.....	ND-14
Roses	ND-15
Buttons / Plunger Assemblies	ND-15
Strikes.....	ND-15
Cylinder Reference Table	ND-16
Tail Pieces.....	ND-16
Key Assemblies.....	ND-16
Miscellaneous Parts	ND-17
Special Parts	ND-17
Hollow Metal Door Reinforcements.....	ND-18
Screws	ND-18
Screw Packs, Standard	ND-18
Torx Screw Packs.....	ND-18

Complete Cylinders **See Cylinders Section**
How To Order **Forms & Examples**

BAA/ARRA
 Contact your local SSC or
 Sales Rep. for ordering details

Product Identification



SFIC = Small Format (Best® Style) Interchangeable Core

** Used for double cylinder functions.*

Finish Codes and Descriptions

Code		Description
605	(US 3)	Bright Brass
606	(US 4)	Satin Brass
612	(US 10)	Satin Bronze
613	(US 10B)	Oil Rubbed Bronze
619	(US 15)	Satin Nickel
622	(US 19)	Matte Black
625	(US 26)	Bright Chromium Plated
626	(US 26D)	Satin Chrome
626AM		Antimicrobial Coating on Satin Chromium
643e	(US 11)	Aged Bronze

Standard Features

Certification	ANSI/BHMA Certified A156.2-2011, Series 4000, Grade 1, UL Listed for 3-hour fire door.
Latch	1 1/8" x 2 1/4", Square corner faceplate, 1" housing diameter, 1/2" throw
Strike	1 1/4" x 4 7/8", ANSI Square corner, no box
Backset	2 3/4"
Cylinder	6-Pin solid brass, keyed 6-pin, S123 keyway, keyed different (KD)
Door Range	1 5/8" – 2 1/8" for all functions except ND85; 1 3/4" – 2" for ND85
Keys	Two nickel silver cut keys per lock, 6-pin, S123 section



ND Levers - Functions

ANSI/BHMA Certified A156.2-2011, Series 4000, Grade 1, UL Listed for 3-hour fire door.

Non-Keyed Locks

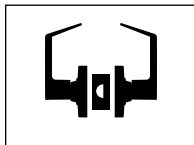
SCHLAGE ANSI

ND10S

F75

Passage Latch

Both levers always unlocked. Inside lever is always free for immediate egress. Also available with Request to Exit (RX) function.

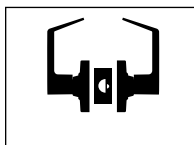


ND12D

F89

Exit Lock

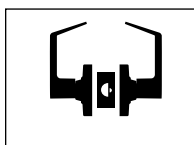
Outside lever always fixed. Inside lever always unlocked for immediate egress. Also available with Request to Exit (RX) function.



ND12DEL

Electrically Locked (Fail Safe)

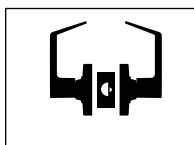
Outside lever continuously locked electrically. Unlocked by switch or power failure. Auxiliary latch deadlocks latchbolt when door is closed. Inside lever always always unlocked for immediate egress. Also available with Request to Exit (RX) function.



ND12DEU

Electrically Unlocked (Fail Secure)

Outside lever continuously locked until unlocked by electric current. Auxiliary latch deadlocks latchbolt when door is closed. Inside lever always unlocked for immediate egress. Also available with Request to Exit (RX) function.

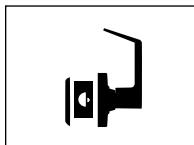


ND25D

F89

Exit Lock

Blank plate outside. Inside lever always unlocked for immediate egress.

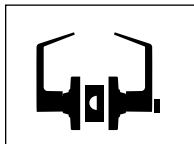


ND40S

F76

Bath/Bedroom Privacy Lock

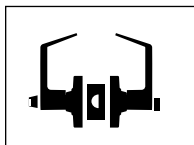
Push-button locking. Can be opened from outside with small screwdriver. Turning inside lever or closing door releases button. Inside lever is always free for immediate egress.



ND44S

Hospital Privacy Lock

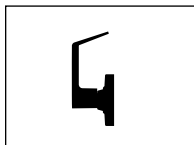
Push-button locking. Unlocked from outside by turning emergency turn-button. Turning inside lever or closing door releases button. Inside lever is always free for immediate egress.



ND170

Single Dummy Trim

Dummy trim for one side of door. Used for door pull or as matching inactive trim.



Keyed Locks

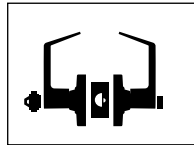
SCHLAGE ANSI

ND50PD

F82

Entrance/Office Lock

Push-button locking. Push-button locks outside lever until unlocked with key or by turning inside lever. Inside lever is always free for immediate egress.

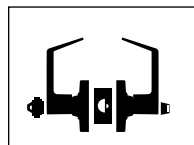


ND53PD

F109

Entrance Lock

Turn/push-button locking; pushing and turning button locks outside lever, requiring use of key until button is manually unlocked. Push-button locking; pushing button locks outside lever until unlocked by key or by turning inside lever. Inside lever is always free for immediate egress.

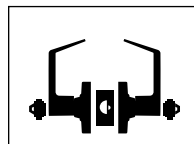


ND60PD

F88

Vestibule Lock

Latch retracted by key from outside when outside lever is locked by key in inside lever. Inside lever always unlocked for immediate egress.

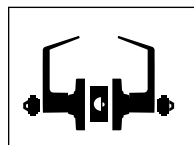


ND66PD

F91

Store Lock

Key in either lever locks or unlocks both levers.

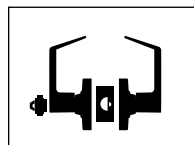


ND70PD

F84

Classroom Lock

Outside lever locked and unlocked by key. Inside lever always unlocked for immediate egress.

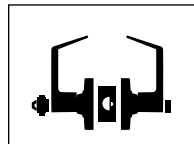


ND73PD

F90

Corridor Lock

Locked or unlocked by key from outside. Push-button locking from inside. Turning inside lever or closing door releases button. When outside lever is locked by key it can only be unlocked by key. Inside lever always unlocked for immediate egress.

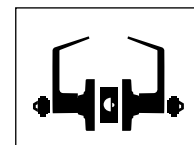


ND75PD

F110

Classroom Security Lock

Key in either lever locks or unlocks outside lever. Inside lever always unlocked for immediate egress.



 Safe School Locks

Caution: Double cylinder locks on residences and any door in any structure which is used for egress are a life safety hazard in times of emergency and their use is not recommended. Installation should be in accordance with existing codes only.

CYLINDRICAL

A-Series

AL-Series

D-Series

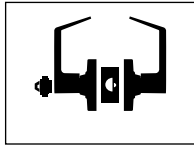
ND-4

ANSI/BHMA Certified A156.2-2011, Series 4000, Grade 1, UL Listed for 3-hour fire door.

Keyed Locks

SCHLAGE ANSI

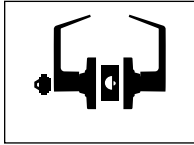
ND80PD F86



Storeroom Lock

Outside lever fixed. Entrance by key only. Inside lever always unlocked for immediate egress. Also available with Request to Exit (RX) function.

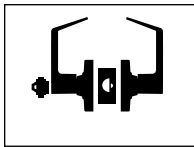
ND80PDEL



Electrically Locked (Fail Safe)

Outside lever continuously locked electrically. Unlocked by key outside or by switch or power failure. Auxiliary latch deadlocks latchbolt when door is closed. Inside lever always unlocked for immediate egress. Also available with Request to Exit (RX) function.

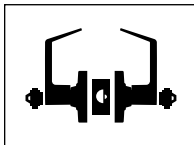
ND80PDEU



Electrically Unlocked (Fail Secure)

Outside lever continuously locked until unlocked by key or electric current. Auxiliary latch deadlocks latchbolt when door is closed. Inside lever always unlocked for immediate egress. Also available with Request to Exit (RX) function.

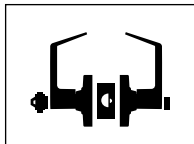
ND82PD F87



Institution Lock

Both levers fixed. Entrance by key in either lever.

ND85PD F93



Faculty Restroom Lock

Outside lever fixed. Entrance by key only. Push-button in inside lever activates visual "occupancy" indicator, allowing only emergency master key to operate. Turning inside lever or closing door releases visual occupancy indicator. Rotation of inside spinner-button by spanner key provides lock-out feature by keeping indicator thrown. Inside lever is always free for immediate egress.

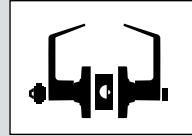


Caution: Double cylinder locks on residences and any door in any structure which is used for egress are a life safety hazard in times of emergency and their use is not recommended. Installation should be in accordance with existing codes only.

Vandlgard Functions: Designed to disengage outside spindle from latch when in locked condition. Inside lever is always free for immediate egress.

SCHLAGE ANSI

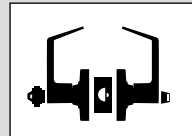
ND91PD F82



Entrance/Office Lock

Push-button locking. Push-button disengages outside lever until unlocked with key or by turning inside lever.

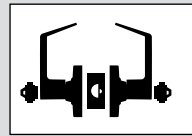
ND92PD F109



Entrance Lock

Turn/push-button locking; pushing and turning button disengages outside lever, requiring use of key until button is manually unlocked. Push-button locking; pushing button disengages outside lever until unlocked by key or by turning inside lever.

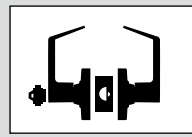
ND93PD F88



Vestibule Lock

Latch retracted by key from outside when outside lever is disengaged by key in inside lever. Inside lever is always unlocked for immediate egress.

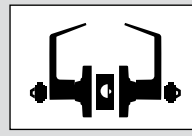
ND94PD F84



Classroom Lock

Outside lever disengaged and unlocked by key. Inside lever always unlocked for immediate egress.

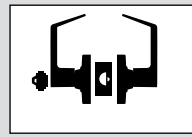
ND95PD F110



Classroom Security Lock

Key in either lever disengages or unlocks outside lever. Inside lever always unlocked for immediate egress.

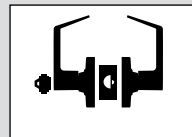
ND96PD F86



Storeroom Lock

Outside lever always disengaged. Entrance by key only. Inside lever always unlocked for immediate egress. Also available with Request to Exit (RX).

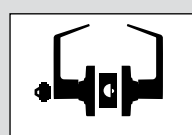
ND96PDEL



Electrically Locked (Fail Safe)

Outside lever continuously disengaged electrically. Unlocked by key outside or by switch or power failure. Auxiliary latch deadlocks latchbolt when door is closed. Inside lever always free for immediate egress. Also available with Request to Exit (RX).

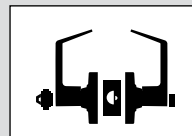
ND96PDEU



Electrically Unlocked (Fail Secure)

Outside lever continuously disengaged until unlocked by key or electric current. Auxiliary latch deadlocks latchbolt when door is closed. Inside lever always free for immediate egress. Also available with Request to Exit (RX).

ND97PD F90



Corridor Lock

Locked or unlocked by key from outside. Push-button locking from inside. Turning inside lever or closing door releases button. When outside lever is locked by key it can only be unlocked by key. Inside lever is always unlocked for immediate egress.

ANSI/BHMA Certified A156.2-2011, Series 4000, Grade 1, UL Listed for 3-hour fire door.

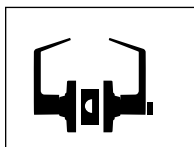
Pricing for all Speciality functions can be found on ND-10

CYLINDRICAL

Non-Keyed Locks

SCHLAGE ANSI

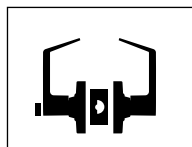
ND30D F77



Patio Lock

Push button locking. Turning inside lever or closing door releases button, preventing a lock-out. Inside lever always unlocked for immediate egress. Specify per XN12-007.

ND45



Time Out Lock

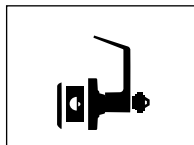
Caretaker Side
Pushing and holding button will lock inside lever (detention side) until released. Lever always retracts latch. **Detention Side**
Lever retracts latch unless outside button is depressed. Vandlgard allows inside spindle to disengage from latch when locked.

A-Series

Keyed Locks

SCHLAGE ANSI

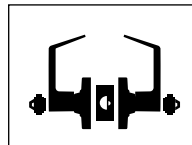
ND25 x 80PD



Storeroom Exit Lock

Blank plate outside. Key in fixed inside lever retracts latch. Specify per XN12-005.

ND70 x 80PD

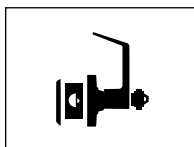


Classroom by Storeroom Lock

Key locks and unlocks outside lever. Key in fixed inside lever retracts latch. Specify per XN12-006.

AL-Series

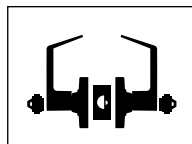
ND25 x 70PD



Classroom Exit Lock

Blank plate outside. Key locks or unlocks inside lever. Specify per XN12-004.

ND72PD F80

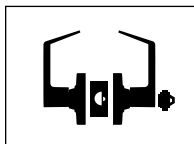


Communicating Lock

Key in either lever locks and unlocks own lever. Specify per XN12-002.

D-Series

ND60PD



Vestibule with Closed Outside Lever

Same as ND60 except outside lever is closed. Inside lever always unlocked for immediate egress. Specify per XN12-001.

ND-6

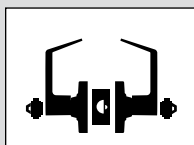
Keyed Locks

SCHLAGE ANSI

Vandlgard Functions:

Designed to disengage outside spindle from latch when in locked condition. Inside lever is always free for immediate egress.


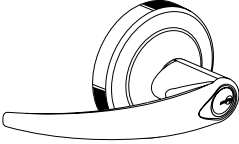
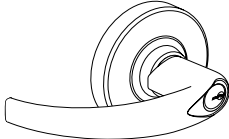
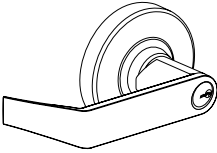
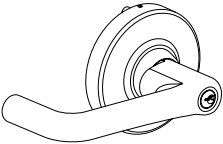
ND72PD



Vandlgard Communicating Lock

Communicating, ND72, lock with Vandlgard. Key in either lever locks and unlocks own lever. Both inside and outside levers are clutching. Specify per XN12-003.

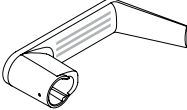
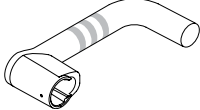
Complete Locks · ND Levers

Athens (ATH) 	Omega (OME) 	Sparta (SPA) 	Rhodes (RHO) 	Tubular (TLR) 
--	---	--	--	---

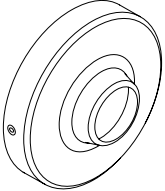
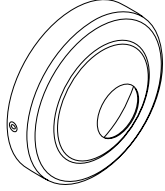
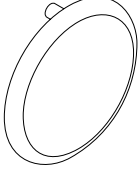
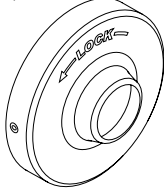
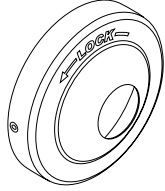
Commercial Lever Suite

ND Levers	L Lock Levers	98/99 Exit	AL Lock	S Lock	F Lock
Athens	07	07	Jupiter	Jupiter	
Omega	Omega	16	Omega		
Sparta	17	17	Neptune	Neptune	Jazz
Rhodes	06	06	Saturn	Saturn	Elan
Tubular	03	03			

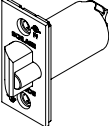
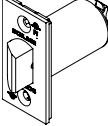
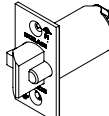
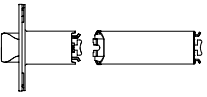
Tactile Options

 Rhodes Lever Shown	 Tubular Lever Shown
--	---

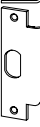
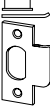
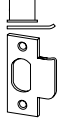
Roses

Inside/Outside Rose, 03-042 RHO Levers: ATH, SPA, RHO, TLR Size: 3 7/16" dia. 	Omega Inside/Outside Rose, 03-042 OME Levers: OME Size: 3 7/16" dia. 	Blank Outside Rose, N523-002 Outside Plate for: ND25, ND25X70 & ND25X80 Size: 3 1/2" dia. 
Indicator Rose (Rhodes) XN12-035 Functions: ND75, ND95, ND60 & ND93 Levers: ATH, SPA, RHO, TLR Size: 3 7/16" dia. Finish: 626 only 	Indicator Rose (Omega) XN12-045 Functions: ND75, ND95, ND60 & ND93 Levers: OME Size: 3 7/16" dia. Finish: 626 only 	

Latches

Deadlatch, 13-247 	Springlatch, 13-248 	Anti-Friction Fire Door Deadlatch, 14-042 	Backset Extension Link, 43-005 
---	---	--	--

Strikes

ANSI Strike, 10-025 	T Strike, 10-013 	Square corner, T-strike, deep box, fire door latch, 10-016 
---	--	--

ND Levers - Complete Locks

CYLINDRICAL

A-Series

AL-Series

D-Series

ND-8

Function	Description	Designs and Finishes			PRIMARY CYLINDER ADJUSTMENTS AVAILABLE LEVERS AVAILABLE FINISHES									
		ATH OME RHO SPA TLR			LD CD	RD TD*	JD	BD BDC	GD	HD*	LD-SAR LD-CO6	JD-SAR JD-CO6 JD-YA6 JD-MED	JD-CO7 JD-YA7	
		626	605 606 612 619 622** 625 643e	613 626AM										
Keyless														
ND10S	Passage	398	410	428										
ND12D	Exit, lever x lever													
ND12D EL/EU	Electrically locked or unlocked	620	632	650	ATH OME SPA RHO TLR			ATH SPA RHO TLR		RHO				
ND25D	Exit, blank plate x lever	398	410	428										
ND40S	Privacy	458	470	488	605 606 612 619 622** 625 626 643e 613 626AM						605 606 612 613 619 622** 625 626 643e 626AM			
ND44S	Privacy, hospital													
ND170	Single dummy	171	177	187										
Keyed, Single Cylinder														
ND50PD	Entrance/Office	543	555	573	-58	35	-32	N/C	77	40	-58	-32	-32	
ND53PD	Entrance													
ND70PD	Classroom													
ND73PD	Corridor													
ND80PD	Storeroom	NOT AVAILABLE												
ND85PD	Faculty Restroom Lock	658	670	688	-86									
ND91PD	Vandgard® Entrance/Office	593	605	623	-58	35	-32	N/C	77	40	-58	-32	-32	
ND92PD	Vandgard® Entrance													
ND94PD	Vandgard® Classroom													
ND96PD	Vandgard® Storeroom													
ND97PD	Vandgard® Corridor													
ND80PD EL/EU	Electrically locked or unlocked	727	739	757										
ND96PD EL/EU	Vandgard® Electrically locked or unlocked	798	810	828										
Keyed, Double Cylinder														
ND60PD	Vestibule	646	658	676	-116	70	-64	N/C	154	80	-116	-64	-64	
ND66PD	Store													
ND75PD	Classroom Security													
ND82PD	Institution													
ND93PD	Vandgard® Vestibule Classroom Security	696	708	726										
ND95PD	Vandgard® Classroom Security													
EVEREST AND RESTRICTED KEYWAY - DOES NOT APPLY TO PRIMUS														
Secondary Cylinder Adjustments	EVEREST D & T FAMILY & RESTRICTED KEYWAYS (QUAD, NUMBERED, REVERSE)				+16									
	SL Cylinder with Everest B or Everest R keyways				+16									
	PRIMUS/PRIMUS XP - ORDER THE LOCK LESS CYLINDER AND THE CYLINDER SEPARATELY (PRICES BELOW)													
	SINGLE KIL EXAMPLE: 1 EA. ND53LD & 1 EA. 20-765(-XP)				+129									
	DOUBLE KIL EXAMPLE: 1 EA. ND75CD & 2 EA. 20-765(-XP)				+258									
	SINGLE FSIC EXAMPLE: 1 EA. ND53JD & 1 EA. 20-740(-XP)				+139									
DOUBLE FSIC EXAMPLE: 1 EA. ND75JD & 2 EA. 20-740(-XP)				+278										
* Temporary cores (TD and HD options) require non-refundable core handling charge (50-231) of \$9.50 and will be added to the price of the lock.														
** Utilizes 606 cylinder plug face finish.														

All electrified functions are compatible with the Allegion Connect harnesses.
For a list of available Allegion Connect products, please, see L46 or page 194.

Latches		
Part Number	Backset - Description	Lock Adjustment
Spring Latch*		
13-248	2 3/4" - Square corner, 1 1/8" x 2 1/4"	N/C
14-010	3 3/4" - Square corner, 1 1/8" x 2 1/4"	+9.80
Deadlatch*		
14-047	2 3/8" - Square corner, 1 1/8" x 2 1/4"	N/C
14-048	2 3/8" - Square corner, 1 x 2 1/4"	N/C
13-247	2 3/4" - Square corner, 1 1/8" x 2 1/4"	N/C
14-042	2 3/4" - Anti-friction fire door latch 3/4" throw, modified latch prep for anti-friction tongue pivot	+165.00
14-028	3 3/4" - Square corner, 1 1/8" x 2 1/4"	+9.80
43-005	5" - Backset extension link2 - use with 2 3/4" backset latches	+30.10
*	All latch extensions require reinforcement when used in hollow metal door applications	

Strikes		
Part Number	Lip Length - Description	Lock Adjustment
10-013	1 1/8" - Square corner, T-strike, box, 1 1/8" x 2 3/4"	N/C
	1 1/2" - Square corner, T-strike, box, 1 1/8" x 2 3/4"	+7.20
10-016	1 1/8" - Square corner, T-strike, deep box, fire door latch	N/C
10-025	1 3/16" - ANSI, no box, 1 1/4" x 4 7/8"	N/C
	1 3/8" - ANSI, no box, 1 1/4" x 4 7/8"	+13.20
	1 1/2" - ANSI, no box, 1 1/4" x 4 7/8"	+13.20
K510-066	Box for ANSI strike, must be specified	N/C

Locks Less Components		
Description	Specify	Lock Adjustment
Less each lever	LLL for lever design Example: ND53PD LLL/RHO x ATH	-21.30
Less each rose	LLL for rose design Example: ND53PD RHO x RHO/LLL	-12.20
Less springlatch	LLL for latch Example: ND40S RHO 605 LLL 10-025	-22.70
Less deadlatch	LLL for latch Example: ND53PD SPA 626 LLL 10-025	-29.80
Less strike	LLL for strike Example: ND53PD ATH 612 13-047 LLL	-4.10
Lock chassis and spring cages only	Less all possible components Example: ND53LD LLL 626 LLL LLL, lever chassis	Sum of deducts

Non-Standard Door Thickness*		
Description	Specify	Lock Adjustment
1 3/8" thick doors - 2 chassis spacers (XN12-012) required; see ND-12	Door thickness and how door is extended. Example: 3", EO	+54.10
Extended Inside (EI)**; over 2" - 6"		+278.00
Extended Outside (EO)**; over 2" - 6"		+457.00
Extended Equally (EE)**; over 2 1/8" - 6"		
Extended Differently (ED)**; over 2" - 6"		
*	If not specified orders will default to EE; RX and Competitor Cores options need to be ordered via RFQ	
**	For ND85, EE range is from over 2" to 6". EI, EO, and ED ranges are from over 1 7/8" to 6"	

Shaded items are standard components and are furnished with locks unless otherwise specified.

ND Levers - Options

CYLINDRICAL

A-Series

AL-Series

D-Series

ND-10

Indicator Rose (“LOCK” printed on inside rose)

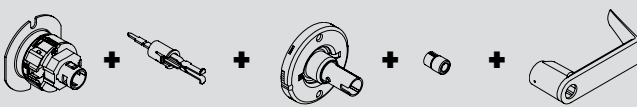
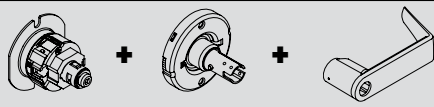
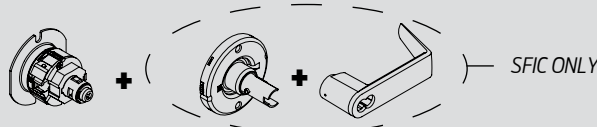
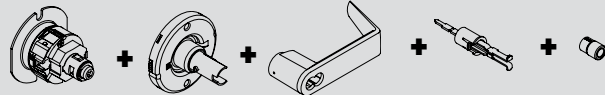
Part Number	Description	Lock Adjustment
XN12-035*	Indicator Rose - Rhodes	+30.90
XN12-045*	Indicator Rose - Omega	
*	Intended for the inside rose on double cylinder applications Available in 626 only - other finishes receive a standard rose. 75 & 95 - Standard Option - \$29.40 adder does not apply; standard rose is available 60 & 93 - Optional	

Miscellaneous Lock Options

Specify/ Part Number	Description	Lock Adjustment
8AT	Tactile Lever - Athens	+41.90**
8RO	Tactile Lever - Rhodes	
8SP	Tactile Lever - Sparta	
8TR	Tactile Lever - Tubular	
XN13-052***	Break-Away Lever - Rhodes KIL (P,L,C,Z)	300.00
XN13-054***	Break-Away Lever - Rhodes FSIC (R,J,T)	
XN13-053***	Break-Away Lever - Rhodes SFIC (B,BDC,G,H)	
Torx Screws	Screws - Latch and Strike	+18.90
RX	Request to Exit Feature (Available on ND10, ND12, ND12EL/EU, ND80, ND80EL/EU, ND96, & ND96EL/EU functions) Ready to be used in a Normally Open or Normally Closed application.	+63.90
XN12-307***	Lead Lining	+579.00
**	Per lever	
***	Extended Lead Times	

Special Functions - Extended Lead Times

Part Number		Function - Description	Base Lock	Lock Adjustment (Base Lock)
Lock Function	“X” Number			
ND25x80	XN12-005	ND25x80 - Blank plate outside, fixed lever inside. Key in lever retracts latch.	ND80	389.00
ND70x80	XN12-006	ND70x80 - Key locks or unlocks outside lever. Key in fixed inside lever retracts latch.	ND82	358.00
ND25x70	XN12-004	ND25x70 - Blank plate outside. Key locks or unlocks inside lever.	ND70	389.00
ND60	XN12-001	ND60 - Closed outside lever.	ND70	452.00
ND72	XN12-002	ND72 - Double cylinder communicating lock.	ND70	452.00
ND30D	XN12-007	ND30D - Patio lock.	ND40S	415.00
ND72	XN12-003	ND72 - Vandlgard® levers on inside and outside.	ND94	473.00
ND45	XN12-317	ND45 - Time out lock.	ND91LD	313.00

School Upgrade Kits		
Part Number	Description	All Designs and Finishes
		
Classroom to Corridor		
40-300	KIT, ND70 TO 73 CONVERSION	\$93.80
40-309	KIT, ND94 TO 97 CONVERSION	142.00
Order Example: 40-300 TLR 613		
		
Classroom to Classroom Security		
40-301	KIT, ND70 TO 75 CONVERSION, KIL	\$198.00
40-302	KIT, ND70 TO 75 CONVERSION, FSIC	
40-303	KIT, ND70/60 TO 75 CONVERSION, SFIC	
40-304 ⌘	KIT, ND70 TO 75 CONVERSION, KIL SAR	
40-305 ⌘	KIT, ND70 TO 75 CONVERSION, FSIC SAR	
40-306 ⌘	KIT, ND70 TO 75 CONVERSION, FSIC YA6	
40-307 ⌘	KIT, ND70 TO 75 CONVERSION, FSIC CO6	247.00
40-310	KIT, ND94 TO 95 CONVERSION, KIL	
40-311	KIT, ND94 TO 95 CONVERSION, FSIC	
40-312	KIT, ND94/93 TO 95 CONVERSION, SFIC	
40-313 ⌘	KIT, ND94 TO 95 CONVERSION, KIL SAR	
40-314 ⌘	KIT, ND94 TO 95 CONVERSION, FSIC SAR	
40-315 ⌘	KIT, ND94 TO 95 CONVERSION, FSIC YA6	247.00
40-316 ⌘	KIT, ND94 TO 95 CONVERSION, FSIC CO6	
Order Example: 40-312 RHO 626		
		
Vestibule to Classroom Security		
40-308	KIT, ND60 TO 75 CONVERSION	\$122.00
40-303	KIT, ND70/60 TO 75 CONVERSION, SFIC	198.00
40-317	KIT, ND93 TO 95 CONVERSION	170.00
40-312	KIT, ND94/93 TO 95 CONVERSION, SFIC	247.00
Order Example: 40-303 SPA 606		
		
Classroom/Classroom Security to Entrance/Storeroom		
40-325	KIT, ND70, ND94 TO ND50 CONVERSION	\$93.80
40-326	KIT, ND75, ND95 TO ND50 CONVERSION	
40-327	KIT, ND70, 94 TO ND80 CONVERSION	
40-329	KIT, ND75, ND95 TO ND80 CONVERSION	
40-332	KIT, ND70, ND94 TO ND91 CONVERSION	142.00
40-330	KIT, ND75, ND95 TO ND91 CONVERSION	
40-328	KIT, ND70, ND94 TO ND96 CONVERSION	
40-331	KIT, ND75, ND95 TO ND96 CONVERSION	
40-331	KIT, ND75, ND95 TO ND96 CONVERSION	
Note: Order Example - 40-332 RHO 626		

ND Levers - Conversion Guide

CYLINDRICAL

A-Series

AL-Series

D-Series

ND-12

Conversion Guide

Lock Structure	Function	Outside Spring Cage		Inside Spring Cage		Levers - see chart	
		Original	New	Original	New	Outside	Inside
Non-Keyed Locks	ND10	N123-043	N523-218	N123-032	N523-221	Closed	Closed
	ND12	N123-022	N523-218	N123-032	N523-221	Closed	Closed
	ND25	-	-	N123-032	N523-221	-	Closed
	ND170	-	-	63-104	N523-223	-	Closed
Non-Keyed w/ Push Button	ND30*	N123-022	N523-218	N123-032	N523-221	Closed	Push Button
	ND40*	N123-022	N523-218	N123-032	N523-221	Privacy	Push Button
	ND44**	N123-022	N523-218	N123-032	N523-221	Privacy	Push Button
	ND45*	N123-022	N523-218	N123-032	N523-221	Privacy	Closed
Single Cylinder Locks	ND60	N123-022	N523-218	N123-021	N523-222	Closed	Cylinder
	ND70	N123-022	N523-218	N123-032	N523-221	Cylinder	Closed
	ND80	N123-022	N523-218	N123-032	N523-221	Cylinder	Closed
	ND25X80	-	-	N123-021	N523-222	-	Cylinder
	ND25X70	-	-	N123-021	N523-222	-	Cylinder
	ND94	N123-022	N523-218	N123-032	N523-221	Cylinder	Closed
	ND96	N123-022	N523-218	N123-032	N523-221	Cylinder	Closed
Single Cylinder w/ Push Button	ND50*	N123-022	N523-218	N123-032	N523-221	Cylinder	Push Button
	ND53*	N123-022	N523-218	N123-032	N523-221	Cylinder	Push & Turn Button
	ND73*	N123-022	N523-218	N123-032	N523-221	Cylinder	Push Button
	ND85*	N123-022	N523-218	N123-032	N523-221	Cylinder	Push Button
	ND91*	N123-022	N523-218	N123-032	N523-221	Cylinder	Push Button
	ND92*	N123-022	N523-218	N123-032	N523-221	Cylinder	Push & Turn Button
	ND97*	N123-022	N523-218	N123-032	N523-221	Cylinder	Push Button
Double Cylinder Locks	ND60	N123-022	N523-218	N123-021	N523-222	Cylinder	Cylinder
	ND66	N123-022	N523-218	N123-021	N523-222	Cylinder	Cylinder
	ND75	N123-022	N523-218	N123-021	N523-222	Cylinder	Cylinder
	ND82	N123-022	N523-218	N123-021	N523-222	Cylinder	Cylinder
	ND70X80	N123-022	N523-218	N123-021	N523-222	Cylinder	Cylinder
	ND72	N123-022	N523-218	N123-021	N523-222	Cylinder	Cylinder
	ND93	N123-022	N523-218	N123-021	N523-222	Cylinder	Cylinder
	ND95	N123-022	N523-218	N123-021	N523-222	Cylinder	Cylinder
Electrified	ND12EL	N123-022	N523-218	N123-032	N523-221	Closed	Closed
	ND12EU	N123-022	N523-218	N123-032	N523-221	Closed	Closed
	ND80EL	N123-022	N523-218	N123-032	N523-221	Cylinder	Closed
	ND80EU	N123-022	N523-218	N123-032	N523-221	Cylinder	Closed
	ND96EL	N123-022	N523-218	N123-032	N523-221	Cylinder	Closed
	ND96EU	N123-022	N523-218	N123-032	N523-221	Cylinder	Closed

Lever Conversion			
Lever Type	Original	New	Available Designs**
Closed	03-030	03-230	ATH, RHO, SPA, TLR, OME
Privacy	03-031	03-231	ATH, RHO, SPA, TLR, OME
Push or Push & Turn Button	03-031	03-233	ATH, RHO, SPA, TLR, OME
Cylinder - Schlage KIL (P,L)	03-031	03-231	ATH, RHO, SPA, TLR, OME
Cylinder - Schlage FSIC (R,J,T)	03-032	03-232	ATH, RHO, SPA, TLR, OME
Cylinder - Schlage SFIC (B, BDC, G, H)	03-000	03-200	ATH, RHO, SPA, TLR, OME
Cylinder - CR* KIL (L-CO6)	-	03-234	ATH, RHO, SPA, TLR
Cylinder - CR* FSIC (J-CO6)	03-066	03-266	ATH, RHO, SPA, TLR
Cylinder - CR* 7-pin FSIC (J-CO7)	-	03-235	RHO
Cylinder - Medeco 31 (J-YA6)	03-055	03-255	ATH, RHO, SPA, TLR
Cylinder - Medeco 32 (J-MED)	-	03-237	ATH, RHO, SPA, TLR
Cylinder - Sargent KIL (L-SAR)	03-044	03-244	ATH, RHO, SPA, TLR
Cylinder - Sargent FSIC (J-SAR)	03-077	03-277	ATH, RHO, SPA, TLR
Cylinder - Yale FSIC (J-YA6)	03-055	03-255	ATH, RHO, SPA, TLR
Cylinder - Yale 7-pin FSIC (J-YA7)	-	03-236	RHO
Cylinder - Best	03-000	03-200	RHO, SPA, ATH, TLR, OME

CR*: Corbin Russwin
 Available Designs**: ATH=Athens, RHO=Rhodes, SPA=Sparta, TLR=Tubular, OME=Omega

Spring Cage Conversion				
Cylinder Format	Outside Spring Cages		Inside Spring Cages	
	Original	New	Original	New
PD, ZD, LD, JD, RD	N123-022	N523-218	N123-021	N523-222
BDC, BD, GD, HD	N123-056		N123-057	
LD SAR , LD CO6	N123-064		N123-067	
JD CO6, JD SAR, JD CO7	N123-066		N123-069	
JD YA6, JD YA7, JD MED	N123-065	N523-224	N123-068	N523-225

Button Conversion		
	Original	New
Push	N523-000	N523-209
Push & Turn Button	N523-001	N523-210
85 Function	N523-124	N523-211

Tailpiece Kits			
SCH-FSIC	N523-127	SCH-SFIC	N523-091
LD SAR	09-060	LD CO6	10-140
JD YA6	09-061	JD CO7	10-141
JD CO6	09-062	JD YA7	10-142
JD SAR	09-063	JD MED	10-143

Plunger Assembly Conversion		
	Original	New
Push and Turn Button Plunger Bar (ND53, ND91)	N123-017	N123-085
Push Button Plunger Bar (ND30,ND40,ND44,ND50,ND73,ND91,ND97)	N123-028	N123-086
Push Button Plunger Bar (ND85)	24071920	N123-087

ND Levers - Parts

CYLINDRICAL

A-Series

AL-Series

D-Series

ND-14

Levers		605	606	612	613	619	622	625	626	643e	626AM
Available Finishes	
Part Number*	Description	Price Each									
New Product beginning February 2017											
03-230	Lever - Closed; ATH, RHO, SPA, TLR, OME	\$124.00									
03-233	Lever - Push or Push & Turn Button; ATH, RHO, SPA, TLR, OME										
03-231	Lever - Cylinder - Schlage KIL (P,L,C,Z); ATH, RHO, SPA, TLR, OME										
03-232	Lever - Cylinder - Schlage FSIC (R,J,T); ATH, RHO, SPA, TLR, OME										
03-200	Lever - Cylinder - Schlage SFIC (B,BDC,G,H); ATH, RHO, SPA, TLR, OME										
03-234	Lever - Cylinder - CR KIL (L-CO6); ATH, RHO, SPA, TLR										
03-266	Lever - Cylinder - CR FSIC (J-CO6); ATH, RHO, SPA, TLR										
03-235	Lever - Cylinder - CR 7-pin FSIC (J-CO7); RHO										
03-255	Lever - Cylinder - Medeco 31 (J-YA6); ATH, RHO, SPA, TLR										
03-237	Lever - Cylinder - Medeco 32 (J-MED); ATH, RHO, SPA, TLR										
03-244	Lever - Cylinder - Sargent KIL (L-SAR); ATH, RHO, SPA, TLR	230.00									
03-277	Lever - Cylinder - Sargent FSIC (J-SAR); ATH, RHO, SPA, TLR										
03-255	Lever - Cylinder - Yale FSIC (J-YA6); ATH, RHO, SPA, TLR										
03-236	Lever - Cylinder - Yale 7-pin FSIC (J-YA7); RHO										
Original Product**											
03-030	Lever - Closed; ATH, RHO, SPA	124.00									
03-031	Lever - Cylinder - Schlage Open (P,L,C,Z); ATH, RHO, SPA										
03-032	Lever - Cylinder - Schlage FSIC (R,J,T); ATH, RHO, SPA										
03-000	Lever - Cylinder - Schlage SFIC (B,BDC,G,H); ATH, RHO, SPA										
	* Specify part number and finish. Ex: 03-231 ATH 626										
	** All lever service items for original product supporting Non-SCHLAGE cores and TLR and OME need to convert to the new product.										

Spring Cages		Price Each
Part Number	Description	Price Each
New Product beginning February 2017		
N523-218	Springcage & Lever Catch Assy. - Outside Standard (P, L, C, Z, R, J, T, B, BDC, G, H, L-SAR, L-CO6, J-CO6, J-SAR, J-CO7)	\$63.30
N523-222	Springcage & Lever Catch Assy. - Inside with Cylinder (P, L, C, Z, R, J, T, B, BDC, G, H, L-SAR, L-CO6, J-CO6, J-SAR, J-CO7)	63.30
N523-224	Springcage & Lever Catch Assy. - Outside Competitor Cores (J-YA6, J-YA7, J-MED)	131.00
N523-225	Springcage & Lever Catch Assy. - Inside Competitor Cores (J-YA6, J-YA7, J-MED)	131.00
N523-221	Springcage & Lever Catch Assy. - Inside Less Cylinder	44.50
N523-223	Springcage & Lever Catch Assy. - Dummy Function	109.00
Original Product***		
N123-021	Inside spring cage for all double cylinder functions except SFIC	\$63.30
N123-022	Outside spring cage for all functions except SFIC and ND10	63.30
N123-032	Inside Spring Cage for all functions except double cylinder functions	45.60
N123-043	Outside spring cage ND10	53.70
N123-056	Outside spring cage for all SFIC functions	66.20
N123-057	Inside spring cage for all SFIC double cylinder functions	41.90
	*** All spring cage service items for the original product supporting Non-SCH cores need to convert to the new product.	

Conversion Kits		605	606	612	613	619	622	625	626	643e	626AM
Available Finishes	
Part Number	Backset - Description	Price Each									
40-400	Outside Spring Cage / Lever Conversion Kit	\$190									
40-600	Inside Spring Cage / Lever Conversion Kit										
Notes:	<p>All kits will contain a spring cage and lever. Some kits will contain a button or tailpiece.</p> <p>Kits are limited to previously offered product - KIL, FSIC, SFIC, L-SAR, J-SAR, J-CO6, J-YA6 When ordering specify: Function, Trim, Finish and Core (if applicable)</p>										

Roses		605	606	612	613	619	622	625	626	643e	626AM
Available Finishes		•	•	•	•	•	•	•	•	•	•
Part Number	Description	Price Each									
03-042*	Outside / Inside Rose - RHO OME	\$95.20									
N523-002*	Blank Plate, ND25 (not available in 626AM)	97.80									
XN12-035	Indicator Rose - Rhodes (626 Only)	116.00									
XN12-045	Indicator Rose - Omega (626 Only)										
* Specify part number and finish. Ex: 03-042 OME 626											

Buttons / Plunger Assemblies		605	606	612	613	619	622	625	626	643e	626AM
Available Finishes		•	•	•	•	•	•	•	•	•	•
Part Number	Description	Price Each									
New Product beginning February 2017											
N123-034*	Emergency Button and Plunger (ND40 outside)	\$63.80									
N123-035*	Emergency Turn Button and Plunger (ND44 outside)	119.00									
N523-209*	Button - Push (ND30,ND40,ND44,ND50,ND73,ND91,ND97)	8.90									
N523-210*	Button - Push & Turn Button (ND53,ND92)	17.10									
N523-211*	Button - Push (ND85)	10.10									
N123-085	Push and Turn Plunger Bar (ND53, ND91)	11.40									
N123-086	Push Button Plunger Bar (ND30,ND40,ND44,ND50,ND73,ND91,ND97)	12.60									
N123-087	Push Button Plunger Bar (ND85)	11.10									
Original Product											
N523-000*	Button - Push (ND30,ND40,ND44,ND50,ND73,ND91,ND97)	\$8.90									
N523-001*	Button - Push & Turn Button (ND53,ND92)	17.10									
N523-124*	Button - Push (ND85)	10.10									
N123-017	Push and Turn Plunger Bar (ND53, ND91)	11.40									
N123-028	Push Button Plunger Bar (ND30,ND40,ND44,ND50,ND73,ND91,ND97)	11.40									
24071920	Push Button Plunger Bar (ND85)	11.10									
* Specify part number and finish. Ex: N523-210 626											

Latches / Related Components		605	606	612	613	619	622	625	626	643e	626AM
Available Finishes		•	•	•	•	•	•	•	•	•	•
Part Number*	Description	Price Each									
Spring Latch											
13-248	2 3/4" - Square corner, 1 1/8" x 2 1/4"	\$82.20									
14-010	3 3/4" - Square corner, 1 1/8" x 2 1/4"	98.50									
Dead Latch											
14-047	2 3/8" - Square corner, 1 1/8" x 2 1/4"	107.00									
14-048	2 3/8" - Square corner, 1" x 2 1/4"	107.00									
13-247	2 3/4" - Square corner, 1 1/8" x 2 1/4"	82.20									
14-042	2 3/4" - Anti-friction Fire Door Latch 1" Square corner, 1 1/8" x 2 1/4", 3/4" Throw	327.00									
14-028	3 3/4" - Square corner, 1 1/8" x 2 1/4"	98.50									
43-005	5" - Backset extension link - use with 2 3/4" backset latches	30.10									
39-030	Rabbeted latch and strike kit - adapts square corner latches and 2 3/4" high square corner strikes to 1/2" rabbeted door and frame preparations. (Available in 626 and 605)	53.00									
* Specify part number and finish. Ex: 13-248 622											

Strikes		605	606	612	613	619	622	625	626	643e	626AM
Available Finishes		•	•	•	•	•	•	•	•	•	•
Part Number	Lip Length - Description	Price Each									
10-013-118*	1 1/8" - Square corner, T-strike, box, 1 1/8" x 2 3/4"	\$10.80									
10-013-112*	1 1/2" - Square corner, T-strike, box, 1 1/8" x 2 3/4"	15.00									
10-016*	1 1/8" - Square corner, T-strike, deep box, 1 1/8" x 2 3/4" 1 1/8" Use with fire door latch	14.30									
10-025-1316*	1 3/16" - ANSI, no box, 1 1/4" x 4 7/8"	14.30									
10-025-138*	1 3/8" - ANSI, no box, 1 1/4" x 4 7/8"	39.80									
10-025-112*	1 1/2" - ANSI, no box, 1 1/4" x 4 7/8"										
K510-066	Box for ANSI strike	6.60									
* Specify part number and finish. Ex: 10-025-1316 626											

ND Levers - Parts

CYLINDRICAL

Cylinder Reference Table

Available Finishes				606	626
				-	-
Part Number*	Cylinder Mechanism	Function	Design	Price Each Open	Price Each Restricted
23-065	Conventional	Standard Function	All	\$58.00	\$74.00
91-018	Everest SL (R/B Keyways only)				74.00
20-765	Primus			129.00	
20-765-XP	Primus XP				
91-718-XP	Everest SL Primus XP (R/B Keyways only)				129.00
20-565	Primus UL437			159.00	
20-565-XP	Primus UL437 XP				
23-000	Conventional			ND85	

* Specify part number and finish. Ex: 23-065 626

A-Series

Tailpieces

Part Number	Description	Price Each
N523-127	Core Driver - SCH FSIC	\$2.40
N523-091	Core Driver - SCH SFIC	11.10
09-060	Core Driver - LD SAR	2.60
09-061	Core Driver - JD YA6	21.90
09-062	Core Driver - JD CO6	11.80
09-063	Core Driver - JD SAR	
10-140	Core Driver - LD CO6	10.00
10-141	Core Driver - JD CO7	5.30
10-142	Core Driver - JD YA7	20.90
10-143	Core Driver - JD MED	20.90
09-774	SFIC Core Driver and Spacer	13.70
D500-000	SFIC Core Spacer - Spacer required for 6-pin, no spacer required for 7-pin	1.50
XN12-292	Tail piece Sargent XC SFIC	11.80

AL-Series

D-Series

Keycam Assemblies

Part Number	Description	Price Each
N223-066	Electrified Keycam Assembly (Motor) - ND12EL/EU, ND80EL/EU, & ND96EL/EU	\$32.30
N123-045	Keycam Assembly ND40, ND44	6.60
N123-007	Keycam Assembly ND50, ND53, ND60	15.50
N123-010	Keycam Assembly ND73, ND70, ND72, ND25x70, ND70x80 Outside	15.60
N123-059	Keycam Assembly ND75, ND95 Inside	67.80
N123-008	Keycam Assembly ND82, ND12, ND80, ND25x80, ND70x80 Inside	18.80
N123-055	Keycam Assembly ND85	91.00
N123-011	Keycam Assembly ND91, ND92, ND93	21.10
N123-012	Keycam Assembly ND94	21.10
N123-098	Keycam Assembly ND95 Outside	91.00
N123-013	Keycam Assembly ND96	17.30
N123-097	Keycam assembly ND97	17.50
N523-065	Cam pin for ND60 and ND93	4.80
N523-066	Cam for inside ND60 and ND93	51.80
N123-076	Keycam Assembly ND66 Outside and Inside, and ND75 Outside	87.60

ND-16

Slide / Related Components		
Part Number	Description	Price Each
C503-019	Slide Spring	\$6.10
C604-187	Slide Catch Restoring	6.80
C604-188	Slide Catch Non-restoring	6.80
C604-191	Slide Catch Spring	6.80
N523-025	Slide Clip	4.10
N523-149	Slide (previous part number was N523-024)	19.50

Spindles		
Part Number	Description	Price Each
N523-013	Outside Spindle	\$11.00
N523-019	Outside Electrified Spindle	10.60
N523-177	Inside Spindle	3.50

Electrified Chassis Components		
Part Number	Description	Price Each
24088551	Outside Electrified Housing	\$11.30
N623-017	Inside Electrified Hub	6.40
N223-062	Motor Assembly Non-Vandlgard	276.00
N223-063	Motor Assembly Vandlgard	303.00
N523-131	Anti-rotation plate - RX product	7.80
N523-194	RX Switch	55.70
N123-062	RX Upgrade Kit	63.90

Misc. Chassis Components		
Part Number	Description	Price Each
C503-331	Plunger Spring (order in multiples of 50)	\$0.14
24088544	Outside Housing	10.90
24085037	Inside Hub for all Non-electrified functions except the ND66 and ND82	4.70
24085060	Inside Hub for ND66 & ND82 Functions	4.70
N523-020	Emergency cylinder for ND40 & ND44 functions	5.00
N523-041	Catch stop	4.90
N523-054	Adjustment Plate	4.90
N523-055	Anti-rotation plate	4.90
N523-063	Plunger Sleeve for ND60 and ND93	3.60
N523-064	Plunger for ND60 and ND93	12.40
N523-067	Plunger Bar for ND66	3.60
N523-069	Dummy Insert for ND170	12.40
N523-105	Threaded rod for mounting ND170s as double dummy set	4.90

Special Parts			605	606	612	613	619	622	625	626	643e	626AM
Available Finishes		
Part Number	Description	Price Each										
XQ02-309* **	10-013 Strike, 7/8" flat lip	\$37.00										
XQ03-494* **	10-013 Strike, 1 5/8" – 6" lip	155.00										
	10-013 Strike, 6 1/8" – 12" lip	197.00										
XQ07-351* **	10-025 Strike, 7/8" flat lip	39.00										
	10-025 Strike, lips thru 6" (except 7/8", 1 3/16", 3/8" and 1 1/2")	188.00										
XC03-069	Extension links, backsets over 5" – 42"	693.00										
XN12-012*	Chassis Spacer for 1 3/8" door (2 required)	72.00										
XN13-052	Lever - Break-Away - Schlage KIL (P,L,C,Z); RHO	360.00										
XN13-054	Lever - Break-Away - Schlage FSIC (R,J,T); RHO											
XN13-053	Lever - Break-Away - Schlage SFIC (B,BDC,G,H); RHO											
*	Specify part number and finish. Ex: XN12-012 626											
**	Specify lip length.											

CYLINDRICAL

A-Series

AL-Series

D-Series

ND-18

Hollow Metal Door Reinforcements

Part Number	Description	Price Each
37-001	Metal door reinforcer kit, fits both 7/8" and 1" diameter housings - Specify door thickness, includes A501-567 and A501-565 or A501-566	\$35.90
24483760	Latch Spacer – fits 1" diameter latch housing and 1-3/4" hollow metal doors (steel & aluminum)	4.90
A501-565	Reinforcer for 1 3/8" thick non-reinforced metal doors. Fits both 7/8" and 1" diameter housings.	18.00
A501-566	Reinforcer for 1 3/4" thick non-reinforced metal doors. Fits both 7/8" and 1" diameter housings.	
A501-567	3 1/2" Long latch housing sleeve used to reinforce joint between latch and backset link or to hold latch in metal doors	11.20

Screws

Available Finishes					605	606	612	613	619	622	625	626	643e	626AM
					•	•	•	•	•	•	•	•	•	
Part Number	Description	Door Thickness	Type	Size	Price Each									
A501-171* **	ND170, washer	—	Washer	—	\$1.10									
N523-092* **	ND170, mounting screw	1 1/2" – 2"	POH Machine	1/4" 20 x 2 1/2"	1.30									
L583-133* **	ND170, mounting surface	—	Sheet Metal	1#8 x 1"	0.84									
C603-256* **	ANSI strike	—	PFH Combo	12-24 x 1"	0.96									
C603-897* **	Latch and strike	—	PFH Combo	#8 x 3/4"	0.82									
N523-021**	Spring cage screws	1 3/8" – 2"	PFH Machine	#10 x 32 x 2 1/8"	1.70									
N623-030	Motor assembly	—	PFH Combo	#4-40 X 3/16	4.90									
N523-135	RX switch	—	Hex B.H.	#2-56 x 3/8"	0.54									
N523-240	Chassis to spring cage	—	PFH Combo	#8-32 X 1/4"	0.52									
L583-454	Chassis	—	PFH	#8-32 X 3/8"	1.40									
* Specify part number and finish. Ex: C603-256 626														
** Order in multiples of 100														

Screw Packs

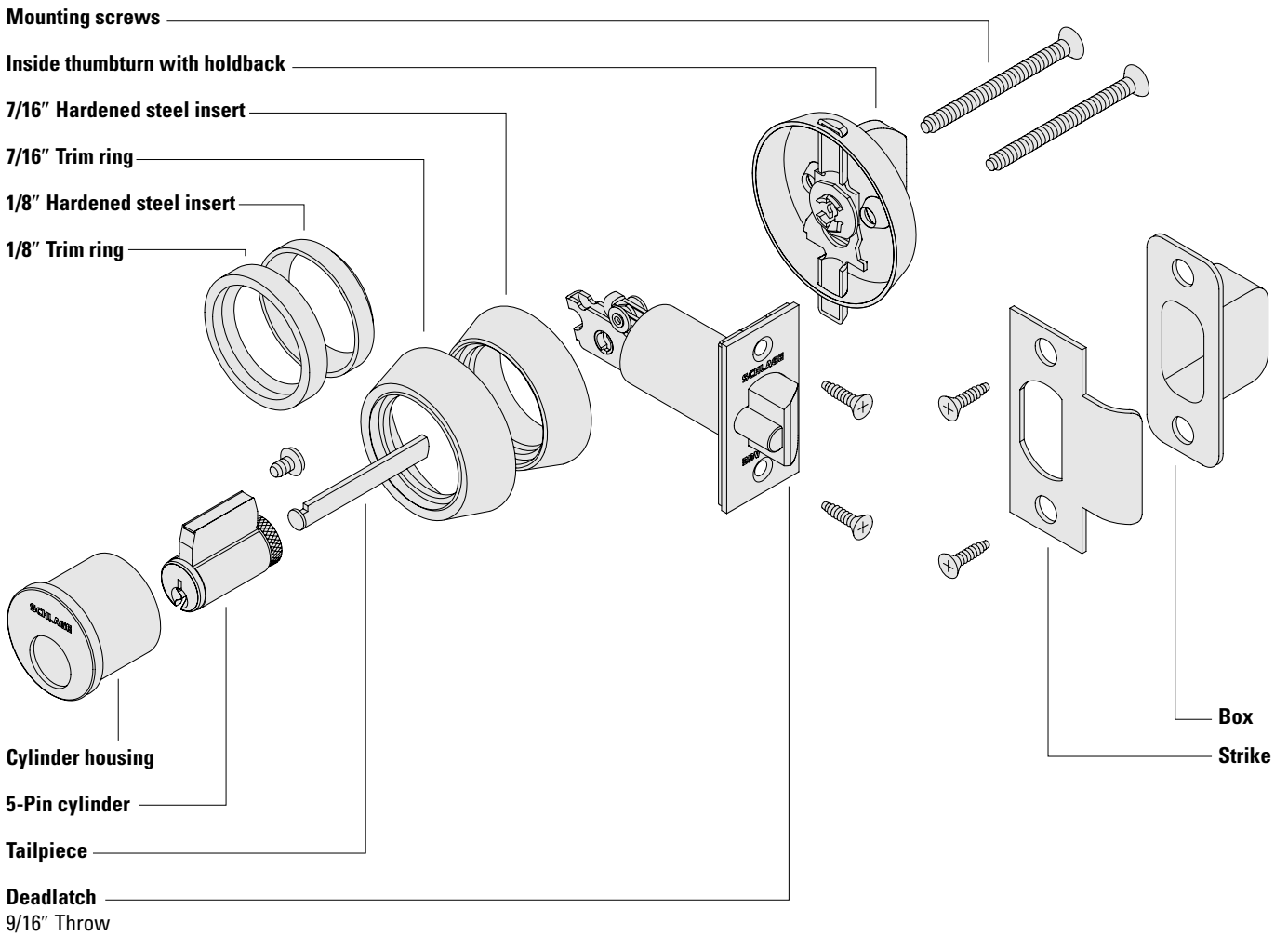
Available Finishes					605	606	612	613	619	622	625	626	643e	626AM
					•	•	•	•	•	•	•	•	•	
Part Number*	Description	Contents			Price Each									
B202-517	Latch and strike	(4) C603-897			\$7.60									
C203-736	ANSI strike	(2) C603-256			6.00									
N123-020	Mounting, all except ND170	(4) C603-897 (2) C603-256 (2) N523-021 (1) M504-271			8.30									
N123-040	Mounting, ND170	(2) L583-133 (1) N523-092 (1) A501-171 (1) M504-271			9.30									
* Specify part number and finish. Ex: N123-020 626														

Screws Packs, Torx

Available Finishes					605	606	612	613	619	622	625	626	643e	626AM
					•	•	•	•	•	•	•	•	•	
Part Number*	Description	Contents			Price Each									
C203-311	Latch and strike (T-15 installation tool included)	(4) C503-766 (T-15)			\$19.40									
C203-312	Latch and ANSI strike (T-xx installation tool included)	(2) C503-766 (T-15) (2) L583-371 (T-20)												
* Specify part number and finish. Ex: C203-311 626														

B250 Series

Grade 2 Deadlatch



DEADBOLT

B250-1

B500-Series

B600/700/800-Series

B250 Series

Ordering Procedures

To order Schlage products, descriptive data should be in the same sequence as shown below.

Line Item	Qty	Product	Outside		Inside		Hand	Latch	Strike	Dr Thk	Ext	DIM	Additional Details
			DES	FIN	DES	FIN							
1	10	B252P		626		613		12-103	10-025	214	EE	1316	KA

Line Item: Line item number

Qty: Quantity

Product: Product function + cylinder code

Outside Des: Outside lever design, not applicable for deadbolts. Leave blank

Outside Fin: Outside finish

Inside Des: Inside lever design, not applicable for deadbolts. Leave blank

Inside Fin: Inside finish, specify only if different from the outside finish

Hand: Hand of door, not applicable for deadbolts. Leave blank

Latch: Product latch, leave blank for standard latch or specify part number if non-standard latch is required. LLL = less latch

Strike: Product strike, leave blank for standard strike or specify part number if non-standard strike is required. LLL = less strike

Dr Thk: Door thickness, leave blank for standard thickness or specify if non-standard. Example: 138 = 1 3/8", 214 = 2 1/4"

Ext: Extension, enter one of the following when door thicknesses 2" or greater are specified: EE = Extended Equally, EI = Extended Inside, EO = Extended Outside

Dim: Dimension, enter only for non-standard strike lip length

Additional

Details: Enter additional detail for keying information or special requirements

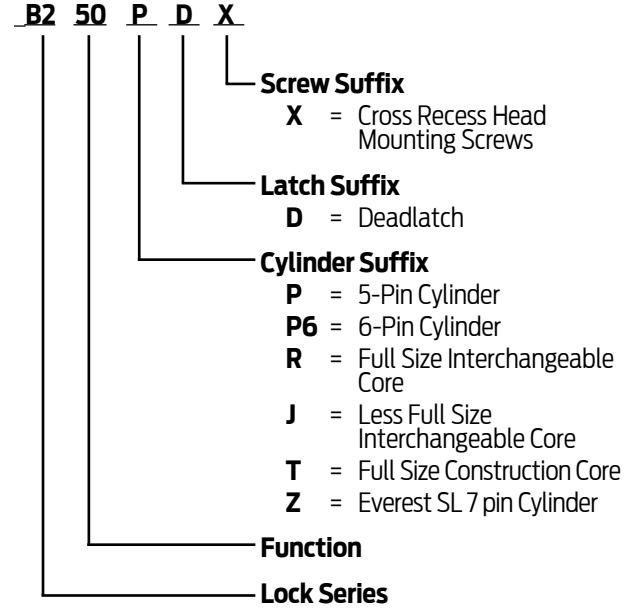
Common Pricing Information

1.	Locks are furnished with standard features unless otherwise specified.
2.	Door thickness is 1 3/4" unless otherwise specified.
3.	Split finishes and designs will be priced at the highest list price of the design and/or finish.
4.	Engineering specials are denoted by a part number beginning with "X".
5.	⌚ denotes a lock or part that requires an extended lead time.
6.	👤 denotes a handed product and requires handing to be specified.
7.	For all restricted keyways (Everest D, Everest 29 T, Quad, Numbered, Reversed) add \$16.00. This does not apply to Primus cylinders. See Terms and Conditions for ordering information and requirements.
8.	Locks, keys and cylinders containing restricted keyways require additional documentation to order. Please see Terms and Conditions for the specific requirements.
9.	Keyway must be specified for keyed functions and cylinders. If not specified, default keyway will be S123 for KA, KD and 0-bitted product and S145 for Factory managed masterkey systems.
10.	Multiple keying options are available. Locks and cylinders are furnished KD unless otherwise specified or excepted by notation.
11.	Control Keys for permanent and construction cores are not included with the lock or cylinder and must be ordered separately.
12.	Locks specified with "C" keyway and KD or 0-bitted will receive 6 pin cylinders.
13.	Full Size Interchangeable Cores (FSIC) are furnished 1-bitted unless otherwise specified. If 0-bitted is selected, the order will be entered as 1-bitted. This does not apply to FSIC Primus® cores.
14.	Conventional cylinders, Primus cylinders (conventional and FSIC) can be supplied 0-bitted. If 1-bitted is selected, the order will be entered as 0-bitted.
15.	Available plug face finishes are 606 and 626. For brass or bronze finish colors, the plug face finish is 606. For chrome, nickel or stainless steel finish colors, the plug face finish is 626.
16.	Locks and cylinders will be furnished with 2 keys each as standard. Additional keys will be charge at the additional cut keys charge appropriate for the cylinder/key type

Table of Contents

Functions	B250-4
Complete Locks	B250-5
Options	B250-6
Deadlatches.....	B250-6
Strikes.....	B250-6
Locks Less Components.....	B250-6
Non-Standard Door Thickness.....	B250-6
Tamper Resistant Screws and Torx® Screws.....	B250-6
Special Options.....	B250-6
Latches & Strikes.....	B250-7
Cylinders.....	B250-7
Trim.....	B250-7
Adapters.....	B250-7
Door Reinforcements.....	B250-7
Parts	B250-8
Screws.....	B250-8
Tailpiece and Screw Packs.....	B250-9
Tamper Resistant Torx® Screws.....	B250-9
Special Parts.....	B250-9
Cylinders Only, B100, B250, B400 E/B.....	B250-9
Complete Cylinders	See Cylinders Section
How To Order	Forms & Examples

Product Identification



Finish Codes and Descriptions

Code		Description
605	(US 3)	Bright Brass
606	(US 4)	Satin Brass
609	(US 5)	Antique Brass
613	(US 10B)	Oil Rubbed Bronze
625	(US 26)	Bright Chromium Plated
626	(US 26D)	Satin Chromium Plated

Standard Features

Certification	ANSI/BHMA Certified A156.36-2010, Grade 2 auxiliary lock.	
Latch	1 1/8" x 2 1/4", Square corner faceplate, 1" housing diameter, 9/16" throw deadlatch	
Strike	1 1/8" x 2 3/4", Square corner, T-strike, box	
Backset	2 3/8"	
Cylinder	6-Pin solid brass, keyed 6-pin, S123 keyway, keyed different (KD)	
Door Range	1 1/2" – 1 3/4" standard cylinder, 1 1/2" - 2 1/8" interchangeable core cylinder	
Keys	Two nickel silver cut keys per lock, 6-pin, S123 section	
Trim Rings	7/16" and 1/8" Wrought brass or bronze, reinforced with security inserts	

B250 · Functions

ANSI/BHMA Certified A156.36-2010, Grade 2 auxiliary lock.

Bored Deadlatch Locks

SCHLAGE ANSI

B250PD E0122



Single Cylinder Deadlatch (Night Latch)

Deadlocking latchbolt retracted by key from outside or by inside turn unit. Rotating turn unit and activating hold-back feature keeps latch retracted.

B252PD E0112



Double Cylinder Deadlatch*

Deadlocking latchbolt retracted by key from either side. No hold-back feature.

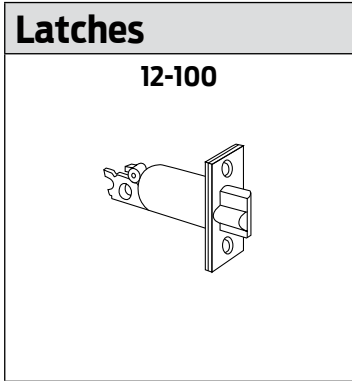
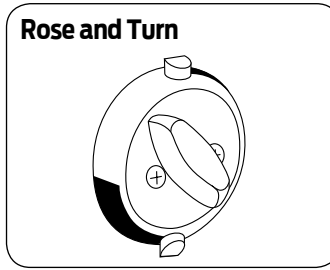
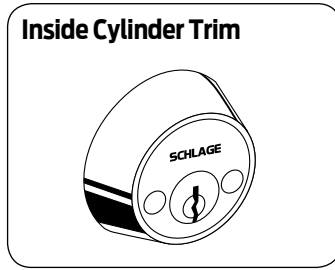
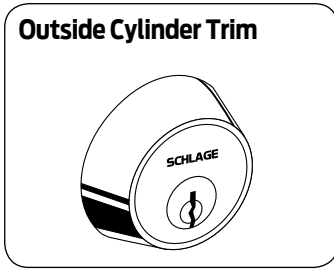
DEADBOLT

B250-4

B500-Series

B600/700/800-Series

* **Caution:** Double cylinder locks on residences and any door in any structure which is used for egress are a life safety hazard in times of emergency and their use is not recommended. Installation should be in accordance with existing codes only.



Strikes

10-001	10-004	10-025

Function	Description	Finishes			Cylinder Adjustments		
		626	605 606 609 625	613	JD	RD	TD**
Single Cylinder Function							
B250PD	Single Cylinder Outside, Holdback Turn Inside	\$250	\$256	\$266	-\$32		\$35
Double Cylinder Function							
B252PD	Double Cylinder	277	283	293	-64		70
*	Full size core furnished 1-bitted with two 6-pin keys unless otherwise specified. Not available with 0-bitted interchangeable cores.						
**	Temporary cores (TD) require non-refundable core handling charge (50-231) of \$9.50 and will be added to the price of the lock.						
	Control Keys are not furnished with locks and must be ordered separately. See Keys & Keying.						
	For all restricted keyways (Everest D, Everest 29 T, Quad, Numbered, Reversed) add \$16.00. This does not apply to Primus cylinders.						
	SL Cylinder with Everest B or Everest R keyways add \$16.00						
	See Terms and Conditions for ordering information and requirements.						
"Ordering instructions: To change cylinder type from default 6-pin standard, change lock suffix as appropriate Ex: B250RD 626 for B250 function with FSIC in 626 finish".							

DEADBOLT

B250-6

B500-Series

B600/700/800-Series

DeadLatches		
Specify	Description	List Price Adjustment
12-100	Square corner, 1 1/8" x 2 1/4", 2 3/8" backset, 1" housing diameter, standard latch	N/C
12-103	Square corner, 1 1/8" x 2 1/4", 2 3/4" backset, 1" housing diameter	
Ordering instructions: specify desired latch on order only if requesting different from standard.		

Strikes		
Specify	Description	List Price Adjustment
10-001	Square corner, T-strike, box, 1 1/8" x 2 3/4", 1 1/8" lip length, standard strike	N/C
10-001 xx	Square corner, T-strike, box, 1 1/8" x 2 3/4", specify lip length (xx) as 1", 1 1/4", 1 1/2", 1 3/4", 2"	\$6.80
10-004	Round corner (1/4" radius), T-strike, box 1 1/8" x 2 3/4", 1 1/8" lip length	N/C
10-025 1316	ANSI, no box, 1 1/4" x 4 7/8", 1 3/16" lip length	6.80
10-025 xx	ANSI, no box, 1 1/4" x 4 7/8", specify lip length (xx) as 1 3/8" or 1 1/2"	13.30
K510-066	Box for ANSI strike	N/C
Ordering instructions: specify desired strike on order only if requesting different from standard.		

Locks Less Components		
Specify	Description	List Price Adjustment
LLL for deadlatch	Less deadlatch Example: B250PD 605 LLL 10-001	-19.20
LLL for strike	Less strike Example: B250PD 605 12-100 LLL	-5.70
Ordering instructions: specify on order only if requesting different from standard.		

Non-Standard Door Thickness		
Specify	Description	List Price Adjustment
Door Thickness	Over 1 3/4" - 2 1/4"	N/C
Door Thickness	Over 2 1/4" - 2 3/4"	\$94.60
Ordering instructions: Specify desired thickness on order only if requesting different from standard. EX: B250PD 626 2"		

Tamper Resistant and Torx® Screws		
Specify	Description	List Price Adjustment
X suffix	Cross recessed mounting screws and drive pins for B250PD	N/C
Torx Screws	Latch and strike screws	\$19.40
Ordering instructions: specify on order only if desired option. EX: B250PDX 626 Torx Screws.		

Special Options ⌘ Extended Lead Time		
Specify	Description	List Price Adjustment
Door Thickness + XB03-330	B250PD for doors over 2 3/4" - 5 9/16"	\$260.00
Door Thickness + XB03-427	B252PD for doors over 2 3/4" - 5 9/16"	290.00
XB09-062	B250PD less holdback function (substitutes B400 turn)	153.00
Ordering instructions: specify on order only if desired option. EX: B250PD 626 5" XB03-330.		

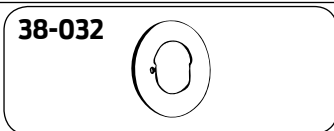
Latches & Strikes		Available Finishes					
		605	606	609	612	613	625
		•	•	•	•	•	•
Part Number	Description	Price Each					
Deadlatches							
12-100	Square corner, 1 1/8" x 2 1/4", 2 3/8" backset, 1" housing diameter, standard latch	\$80.10					
12-103	Square corner, 1 1/8" x 2 1/4", 2 3/4" backset, 1" housing diameter						
39-030	Rabbeted latch and strike kit, 605 and 626 finish only (adapts square corner & 2 3/4" high square corner strikes to 1/2" rabbeted door and frame preps)	53.00					
Strikes							
10-001	Square corner, T-strike, box, 1 1/8" x 2 3/4", 1 1/8" lip length (standard strike)	6.50					
10-001 xx	Square corner, T-strike, box, 1 1/8" x 2 3/4", specify lip length (xx) as 1", 1 1/4", 1 1/2", 1 3/4", 2"	13.50					
10-004	Round corner (1/4" radius), T-strike, box 1 1/8" x 2 3/4", 1 1/8" lip length	10.10					
10-025 1316	ANSI, no box, 1 1/4" x 4 7/8", 1 3/16" lip length	14.30					
10-025 xx	ANSI, no box, 1 1/4" x 4 7/8", specify lip length as 1 3/8" or 1 1/2"	41.50					
C603-623	Box for T-strike (finish not applicable)	0.64					
K510-066	Box for ANSI strike (finish not applicable)	6.60					

Ordering Instructions: Specify part number and finish.



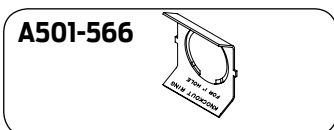
Trim		Available Finishes					
		605	606	609	612	613	625
		•	•	•	•	•	•
Part Number	Description	Price Each					
B202-671	Rose and turn without holdback	\$47.00					
B202-672	Rose and turn with holdback	72.60					
B502-711	Support (anchor) for B270 turn mounting screws (finish not applicable)	5.00					
B502-815	Blank inside rose with exposed screws for B251, available 605 and 626 finish only	27.40					

Ordering Instructions: Specify part number and finish if applicable.



Adapters		Available Finishes		
		605	613	626
		•	•	•
Part Number	Description	Price Each		
38-016	Adapter ring kit for double cylinder locks used in 2 1/8" hole contains: (2) 38-031	\$28.90		
38-017	Adapter ring kit for single cylinder locks used in 2 1/8" hole contains: (1) 38-031 and (1) 38-032	37.90		
38-031	2 1/2" diameter adapter ring for 2 1/8" door prep, mounted under cylinder	17.30		
38-032	2 7/8" diameter adapter ring for 2 1/8" door prep, mounted under turn units/blank roses	24.80		

Ordering Instructions: Specify part number and finish.



Door Reinforcements		Price Each
A501-565	Reinforcer for 1 3/8" thick nonreinforced metal doors, fits both 7/8" and 1" diameter housings (2 required per lock)	\$18.00
A501-566	Reinforcer for 1 3/4" thick nonreinforced metal doors, fits both 7/8" and 1" diameter housings (2 required per lock)	

Ordering Instructions: Specify part number.

DEADBOLT

B250-8

B500-Series

B600/700/800-Series

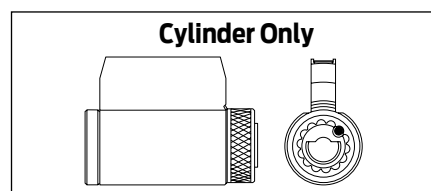
Screws							605	606	609	612	613	625	626	
Available Finishes						
Part Number	Specify Finish	Description		Application		Price Each (Order in multiples of 100)								
		Size	Type	Use with:	Door Thickness									
Single Cylinder, B250PD														
B520-086	.	10-32 x 2 1/4"	POH machine	7/16" & 1/8" trim rings	5-Pin	15/16" – under 1 11/16"	\$0.98							
				7/16" trim ring		1 11/16" – 1 15/16"								
				(2) 1/8" trim rings	6-Pin	15/16" – under 1 7/16"								
				7/16" & 1/8" trim rings		1 7/16" – 1 13/16"								
B520-087	.	10-32 x 2 5/8"		7/16" trim ring	5-Pin	over 1 15/16" – 2 1/4"								
				1/8" trim ring		over 2 1/4" – 2 9/16"								
				7/16" & 1/8" trim rings	6-Pin	over 1 13/16" – 1 15/16"								
				7/16" trim ring		over 1 15/16" – 2 9/16"								
1/8" trim ring	over 2 9/16" – 2 3/4"													
Double Cylinder, B252PD														
B520-267		10-32 x 2 1/2"	Cross recess	7/16" & 1/8" trim rings	5-Pin	15/16" – under 1 11/16"	\$2.30							
				7/16" trim ring		1 11/16" – 1 15/16"								
				1/8" trim ring		2 7/16" – 2 11/16"								
B520-268		10-32 x 2 3/4"		7/16" & 1/8" trim rings	5-Pin	over 1 7/16" – under 1 11/16"								
				7/16" trim ring		over 1 15/16" – under 2 7/16"								
				1/8" trim ring	6-Pin	over 2 11/16" – 2 7/8"								
				7/16" & 1/8" trim rings		1 7/16" – under 1 9/16"								
B520-269		10-32 x 3"		7/16" trim ring	6-Pin	over 1 11/16" – 2 3/16"								
				1/8" trim ring		over 2 11/16" – 2 13/16"								
				(4) 1/8" trim rings	6-Pin	1 3/16" – under 1 7/16"								
				7/16" & 1/8" trim rings		1 9/16" – 1 15/16"								
7/16" trim ring	over 2 13/16" – 2 11/16"													
1/8" trim ring	over 2 13/16" – 3 1/8"													
B520-271	.	Drive pin		–		–	0.98							
Interchangeable Core, Single Cylinder, B250RD														
B520-086	.	10-32 x 2 1/4"	POH machine	1" & 1/8" trim rings		15/16" – 1 1/2"	\$0.98							
				1" trim ring		over 1 1/2" – 2 1/8"								
B520-087	.	10-32 x 2 5/8"		1" trim ring		over 2 1/8" – 2 3/8"								
				7/16" & 1/8" trim rings		over 2 3/8" – 2 5/8"								
				7/16" trim ring		over 2 5/8" – 3 1/8"								
Interchangeable Core, Double Cylinder, B252RD														
B520-269		10-32 x 3"	Cross recess	1" & 1/8" trim rings		15/16" – 1 5/8"	\$2.30							
				1" trim ring		over 1 5/8" – 2 1/8"								
				7/16" & 1/8" trim rings		over 2 1/8" – 2 3/8"								
				1" trim ring		over 2 3/8" – 2 5/8"								
B520-271	.	Drive pin		–		–	0.98							
All Functions														
C603-256	.	12-24 x 1"	PFH	ANSI strike		–	\$0.96							
C603-897	.	8 x 3/4"	combo	Latch and strike		–	0.82							

Tailpiece and Screw Packs												
Available Finishes						605	606	609	612	613	625	626
					
Part Number	Description	Price Each										
Single Cylinder, B250PD												
B202-509	For 1 3/8" - 1 3/4" doors	contains: (1) B202-558 tailpiece (2) B520-086 screws										\$19.40
Double Cylinder, B252PD												
B202-560	5 pin cyl, for 1 1/2" - 1 3/4" doors	contains: (2) B202-370 tailpiece (2) B202-580 tailpieces (2) B520-267 screws (2) B520-271 screws										\$16.90
B220-043	6 pin cyl, for 1 3/4" doors only	contains: (2) B202-369 tailpieces (2) B520-269 screws										
Latch & Strike Screws, All functions, Standard T Strike												
B202-517	Latch and strike screws	contains: (4) C603-897 screws										\$7.60
Ordering Instructions: Specify part number and finish.												

Torx Screw Packs												
Available Finishes						605	606	609	612	613	625	626
					
Part Number	Description	Price Each										
C203-311	Latch and standard strike	contains: (4) C503-766 (T-15)										\$19.40
C203-312	Latch and ANSI strike	contains: (2) C503-766 (T-15) (2) L583-371 (T-20)										
Notes: Torx screw packs are furnished with the appropriate T-xx installation tool(s)												
Ordering Instructions: Specify part number and finish.												

Special Parts ⚠ Extended Lead Time												
Available Finishes						605	606	609	612	613	625	626
					
Part Number	Description	Price Each										
XQ07-351 xx	10-025 strike, lips through 6" (except 7/8", 1 1/16", 1 3/8" and 1 1/2"). Specify (xx) lip length in part number.	\$131.00										
XQ03-493 xx	10-001 strike, lips over 2" through 6". Specify (xx) lip length in part number.	112.00										
Ordering Instructions: Specify part number and finish.												

Cylinders Only, B100, B250, B400 E/B			
Description	Part Number	Price Each	
		Open	Restricted
5-Pin C, CE, E, F only	22-001	\$58.00	\$74.00
6-Pin Conventional	22-002		
Everest SL (R/B Keyways only)	91-008		74.00
Primus®	20-729*	129.00	
Primus XP	20-729-XP*		
Everest SL Primus XP (R/B Keyways only)	91-707-XP		129.00
Primus UL 437	20-529*	159.00	
Primus XP UL437	20-529-XP*		
* Must be used in locks with universal housings (B202-824 or B202-825).			



DEADBOLT

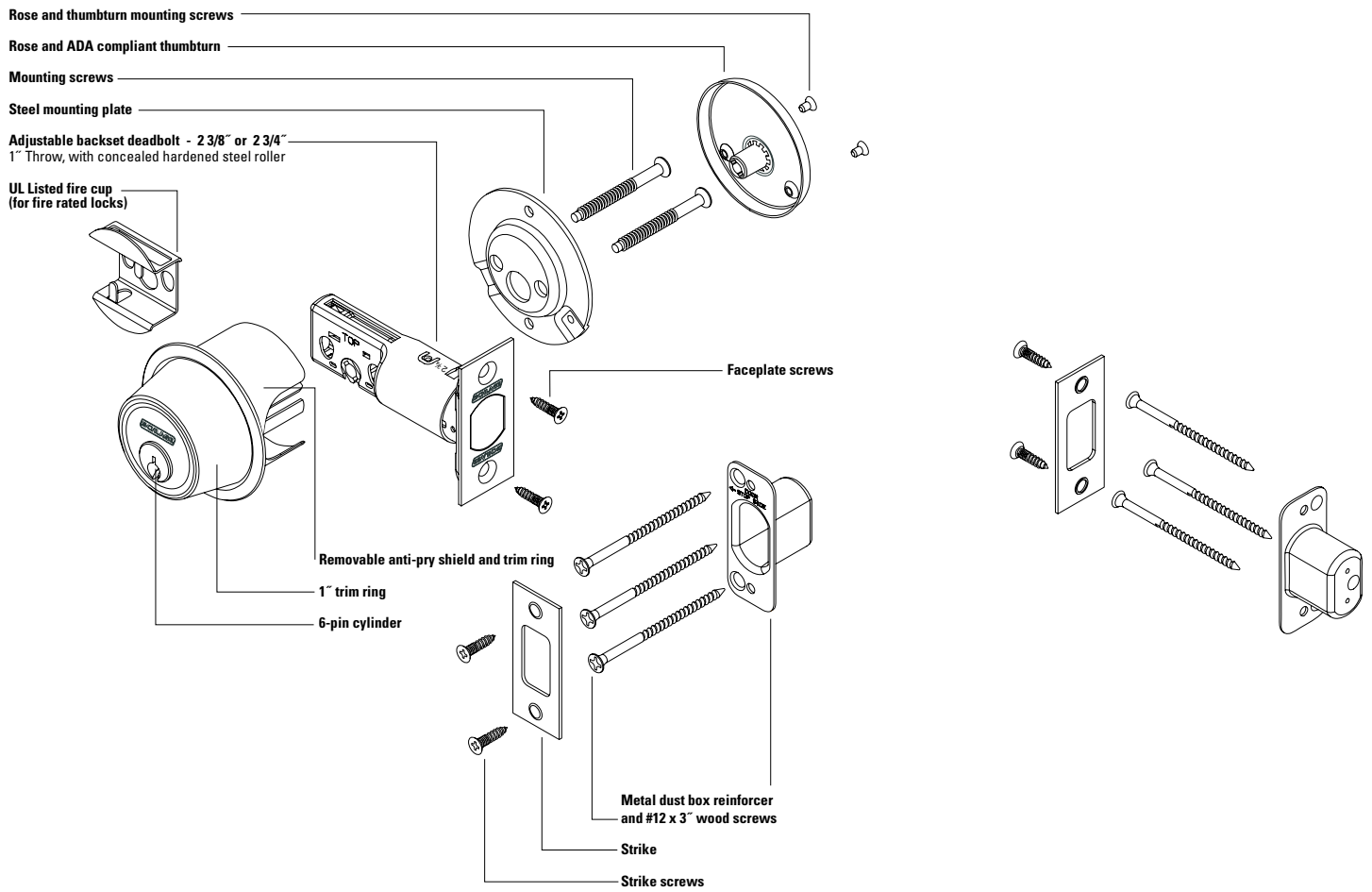
B250-10

B500-Series

B600/700/800-Series

B500 Series

Grade 2 Deadbolt



DEADBOLT

B250-Series

B500-1

B600/700/800-Series

B500 Series

Ordering Procedures

To order Schlage products, descriptive data should be in the same sequence as shown below.

Line Item	Qty	Product	Outside		Inside		Hand	Latch	Strike	Dr Thk	Ext	DIM	Additional Details
			DES	FIN	DES	FIN							
1	10	B560P		626		613		12-289	10-092	214	EE		KA

Line Item: Line item number

Qty: Quantity

Product: Product function + cylinder code

Outside Des: Outside lever design, not applicable for deadbolts. Leave blank

Outside Fin: Outside finish

Inside Des: Inside lever design, not applicable for deadbolts. Leave blank

Inside Fin: Inside finish, specify only if different from the outside finish

Hand: Hand of door, not applicable for deadbolts. Leave blank

Latch: Product latch, leave blank for standard latch or specify part number if non-standard latch is required. LLL = less latch

Strike: Product strike, leave blank for standard strike or specify part number if non-standard strike is required. LLL = less strike

Dr Thk: Door thickness, leave blank for standard thickness or specify if non-standard. Example: 138 = 1 3/8", 214 = 2 1/4"

Ext: Extension, enter one of the following when door thicknesses 2" or greater are specified: EE = Extended Equally, EI = Extended Inside, EO = Extended Outside

Dim: Dimension for non-standard strike lip length, not applicable for the B500. Leave blank

Additional

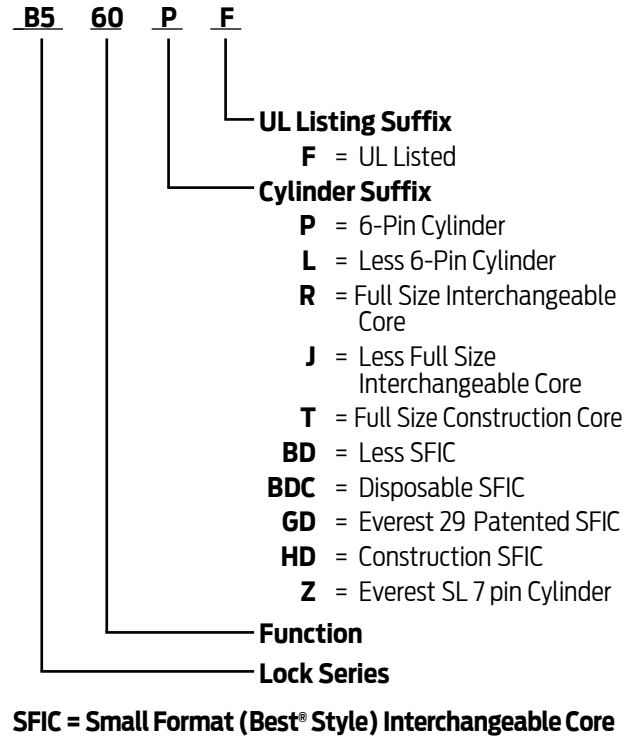
Details: Enter additional detail for keying information or special requirements

Common Pricing Information	
1.	Locks are furnished with standard features unless otherwise specified.
2.	Door thickness is 1 3/4" unless otherwise specified.
3.	Split finishes and designs will be priced at the highest list price of the design and/or finish.
4.	Engineering specials are denoted by a part number beginning with "X".
5.	⌚ denotes a lock or part that requires an extended lead time.
6.	👤 denotes a handed product and requires handing to be specified.
7.	For all restricted keyways (Everest D, Everest 29 T, Quad, Numbered, Reversed) add \$16.00. This does not apply to Primus cylinders. See Terms and Conditions for ordering information and requirements.
8.	Locks, keys and cylinders containing restricted keyways require additional documentation to order. Please see Terms and Conditions for the specific requirements.
9.	Keyway must be specified for keyed functions and cylinders. If not specified, default keyway will be S123 for KA, KD and 0-bitted product and S145 for Factory managed masterkey systems.
10.	Multiple keying options are available. Locks and cylinders are furnished KD unless otherwise specified or excepted by notation.
11.	Control Keys for permanent and construction cores are not included with the lock or cylinder and must be ordered separately.
12.	Locks specified with "C" keyway and KD or 0-bitted will receive 6 pin cylinders.
13.	Full Size Interchangeable Cores (FSIC) are furnished 1-bitted unless otherwise specified. If 0-bitted is selected, the order will be entered as 1-bitted. This does not apply to FSIC Primus® cores.
14.	Conventional cylinders, Primus cylinders (conventional and FSIC) can be supplied 0-bitted. If 1-bitted is selected, the order will be entered as 0-bitted.
15.	Available plug face finishes are 606 and 626. For brass or bronze finish colors, the plug face finish is 606. For chrome, nickel or stainless steel finish colors, the plug face finish is 626.
16.	Locks and cylinders will be furnished with 2 keys each as standard. Additional keys will be charge at the additional cut keys charge appropriate for the cylinder/key type

Table of Contents

Functions	B500-4
Complete Locks	B500-5
Options	B500-7
Deadbolts	B500-7
Strikes	B500-7
Locks Less Components	B500-7
Non-Standard Door Thickness	B500-7
Antimicrobial Coating	B500-7
Parts	B500-8
Deadbolts	B500-8
Strikes	B500-8
Trim	B500-8
Adapters	B500-9
Door Reinforcements	B500-9
Occupancy Indicator Emergency Key	B500-9
Individual Screws	B500-10
Individual Screw Packs	B500-11
Cylinders	B500-11
Complete Cylinders	See Cylinders Section
How To Order	Forms & Examples

Product Identification



Finish Codes and Descriptions

Code		Description
605	(US 3)	Bright Brass
606	(US 4)	Satin Brass
609	(US 5)	Antique Brass
612	(US 10)	Satin Bronze
613	(US 10B)	Oil Rubbed Bronze
619	(US 15)	Satin Nickel
625	(US 26)	Bright Chromium Plated
626	(US 26D)	Satin Chromium Plated
626AM		Antimicrobial Coating on Satin Chromium
643e		Aged Bronze

Standard Features

Certification	ANSI A156.36, 2010, Grade 2. Available UL Listed for 3-hour fire door (except B562 and B571) With FSIC Interchangeable Core Cylinders: Grade 2 With SFIC Interchangeable Core Cylinders: Grade 3
Deadbolt Strike	1" x 2 1/4", Square corner faceplate, 1" housing diameter, 1" throw
Backset	1 1/8" x 2 3/4", Square corner, box
Cylinder	Adjustable for 2 3/8" or 2 3/4"
Door Range	6-Pin solid brass, keyed 6-pin, S123 keyway, keyed different (KD)
Keys	1 3/8" – 1 7/8" standard cylinder or thumbturn only, 1 5/8" - 2" interchangeable core cylinder
Reinforcement	Two cut keys per lock, 6-pin, S123 section
Trim Ring	Metal dust box reinforcer with three - 3" screws 1" Wrought brass or bronze, reinforced with security insert



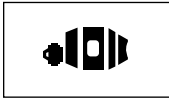
B500 · Functions

ANSI A156.36-2010, Grade 2. Available UL Listed for 3-hour fire door.

Bored Deadbolt Locks

SCHLAGE ANSI

B560P E0152



Single Cylinder Deadbolt Lock

Deadbolt thrown or retracted by key from outside or by inside turn unit. Bolt automatically deadlocks when fully thrown.

B561P E0162



One-Way Deadbolt Lock

Deadbolt thrown or retracted by key only. Blank plate inside. Bolt automatically deadlocks when fully thrown.


B562P E0142



Double Cylinder Deadbolt Lock*

Deadbolt thrown or retracted by key either side. Bolt automatically deadlocks when fully thrown.

B563P E0172



Classroom Deadbolt Lock

Deadbolt thrown or retracted by key outside. Inside turn unit will retract bolt only. Bolt automatically deadlocks when fully thrown.

B571



Door Bolt Occupancy Indicator

Deadbolt thrown or retracted by inside turn unit. Occupancy indicator on outside (reads either in use or vacant). Can use either 2 1/8" or 1 1/2" cross bore prep. Not UL Rated.

B580 E0192



Door Bolt

Deadbolt thrown or retracted by turn unit only. No outside trim. Bolt automatically deadlocks when fully thrown. Can use either 2 1/8" or 1 1/2" cross bore prep.

B581 E01112



Door Bolt with Trim

Deadbolt thrown or retracted by turn unit only. Outside blank plate. Bolt automatically deadlocks when fully thrown. 1 1/2" cross bore prep.

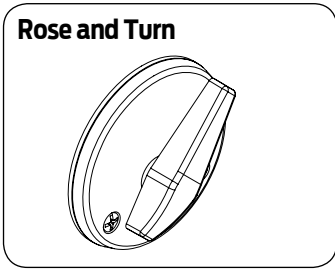
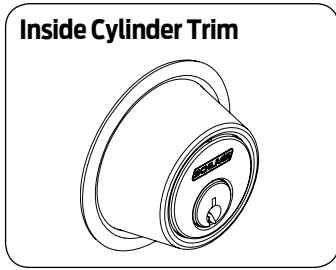
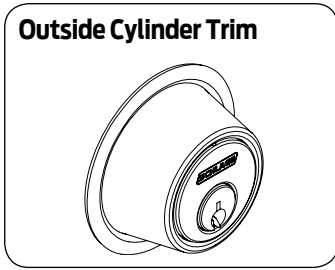
* **Caution:** Double cylinder locks on residences and any door in any structure which is used for egress are a life safety hazard in times of emergency and their use is not recommended. Installation should be in accordance with existing codes only.

DEADBOLT

B250-Series

B500-4

B600/700/800-Series



Latches			
<p>12-288 Standard</p>	<p>12-289</p>	<p>12-290</p>	<p>12-287</p>

Strikes					
<p>10-094 Standard</p>	<p>10-064</p>	<p>10-087</p>	<p>10-092</p>	<p>10-095</p>	<p>10-108</p>

B500 - Complete Locks

DEADBOLT

B250-Series

B500-6

B600/700/800-Series


Function	Description	Finishes			Cylinder Adjustments							
		626	643e	613	L	J	BD	BDC	R	T***	GD	HD***
		605	606	609	612	619	625	J = Less FSIC (Full Size Interchangeable Core) L = Less Standard Cylinder R* = FSIC (Full Size Interchangeable Core) T** = Full Size Construction Core BD = Less SFIC (Small Format Interchangeable Core) BDC = Disposable SFIC GD = Everest 29 Patented SFIC HD** = Construction SFIC				
Keyless												
B580	No trim x thumbturn	\$58	\$64	\$74								
B580F	No trim x thumbturn, fire rated	65	71	81								
B581	Blank plate x thumbturn	58	64	74								
B581F	Blank plate x thumbturn, fire rated	65	71	81								
B571	Occupancy indicator x thumbturn (includes 61-509 emergency release key)	61	67	77								
Keyed, Single Cylinder												
B560P	Cylinder x thumbturn	\$76	\$82	\$92	-17	+27	+95	+103				
B560PF	Cylinder x thumbturn, fire rated	82	88	98								
B561P	One-way cylinder x blank plate	76	82	92								
B561PF	One-way cylinder x blank plate, fire rated	82	88	98								
B563P	Classroom cylinder outside, retraction turn inside	79	85	95								
B563PF	Classroom cylinder outside, retraction turn inside, fire rated	85	91	101								
Keyed, Double Cylinder												
B562P	Double Cylinder	\$101	\$107	\$117	-34	+41	+162	+179				
*	Full size core furnished 1-bitted with two 6-pin keys unless otherwise specified. Not available with 0-bitted interchangeable cores.											
**	Interchangeable construction core locks assessed a one-time non-refundable handling charge (50-231) per core.											
***	Temporary cores (TD and HD options) require non-refundable core handling charge (50-231) of \$9.50 and will be added to the price of the lock.											
	Interchangeable cores available 1 5/8" - 2" doors only.											
	Control Keys are not furnished with locks and must be ordered separately. See Keys & Keying.											
	For all restricted keyways (Everest D, Everest 29 T, Quad, Numbered, Reversed) add \$16.00. This does not apply to Primus cylinders. See Terms and Conditions for ordering information and requirements.											
	SL Cylinder with Everest B or Everest R keyways add \$16.00.											
Ordering instructions: To change cylinder type from default 6-pin standard, change lock suffix as appropriate. Ex: B560R 626 for B560 function with FSIC in 626 finish.												

Deadbolts		
Specify	Description	List Price Adjustment
Non fire-rated locks		
12-288	Square corner, 1" x 2 1/4", adjustable 2 3/8" or 2 3/4" backset, 1" housing dia., standard deadbolt	N/C
12-289	Round corner (1/4" radius), 1" x 2 1/4", adjustable 2 3/8" or 2 3/4" backset, 1" housing dia.	
12-290	Circular drive in deadbolt, adjustable 2 3/8" or 2 3/4" backset, 626 finish only	
12-287	Triple Option - 1/4" radius round corner faceplate w/ 1" x 2 1/4" square corner and circular faceplates, adjustable 2 3/8" or 2 3/4" backset, 1" housing dia.	
12-291	Square corner, 1 1/8" x 2 1/4", adjustable 2 3/8" or 2 3/4" backset. 1" housing dia.	
Fire-rated (UL Listed) locks		
12-294	Square corner, 1" x 2 1/4", adjustable 2 3/8" or 2 3/4" backset, 1" housing dia., standard fire-rated (UL Listed) deadbolt	N/C
12-633	Square corner, 1" x 2 1/4", 5" backset, 1" housing dia.	23.90
Ordering instructions: specify desired deadbolt on order only if requesting different from standard.		

Strikes			
Specify	Description	List Price Adjustment	
10-064	Circular drive-in, thimble strike, 1 3/16" dia., 626 finish only.	N/C	
10-087	ANSI, box, 1 1/4" x 4 7/8", 1 3/16" lip	\$6.40	
10-092	Round corner (1/4" radius), 1 1/8" full lip, no box, 1 5/8" x 2 1/4"	N/C	
10-094	Square corner, no box, 1 1/8" x 2 3/4", standard		
10-095	Square corner, full 1 1/8" lip, no box, 1 5/8" x 2 1/4"		
10-103	Round corner (1/4" radius), 1" x 2 1/4", no reinforcement strike provided 605, 609, 630 only		
10-104	Round corner (1/4" radius), 1 1/4" x 3 5/8", 4 hole, no reinforcement strike provided. 605, 609, 620, 630 only		
10-108	Round corner, 1 1/8" x 2 3/4", no box		
J250-028	2" strike reinforcement screws. 605, 609, 630, 643e only		
37-016	Strike reinforcer, use with 10-094 or 10-108		
Ordering instructions: specify desired strike on order only if requesting different from standard.			

Locks Less Components		
Description	Specify	List Price Adjustment
Less deadbolt	LLL for deadbolt Example: B560P 605 LLL 10-092	-\$12.30
Less strike	LLL for strike Example: B560P 605 12-288 LLL	-4.90
Less standard cylinder (B560)	L cylinder suffix Example: B560L	-17.00
Less standard cylinder (B562)	L cylinder suffix Example: B562L	-34.00
Ordering instructions: specify on order only if requesting different from standard.		

Non-Standard Door Thickness		
Specify	Description	List Price Adjustment
Door Thickness	Extended Equally (EE) for over 1 3/4" - 2 1/4" doors (except interchangeable core locks)	N/C
Door Thickness	Extended Equally (EE) for 1 3/8" to 1 5/8" doors (for interchangeable core locks)	\$8.30
Ordering instructions: specify desired thickness on order only if requesting different from standard. EX - B560P 626 2"		

Antimicrobial Coating		 Extended Lead Time
Specify	Description	List Price Adjustment
Finish as 626AM	Antimicrobial coating applied to inside thumbturn and rose, outside trim ring and cylinder faceplate	\$17.10
Ordering instructions: specify on order only if desired option. Ex: B560P 626AM		

DEADBOLT

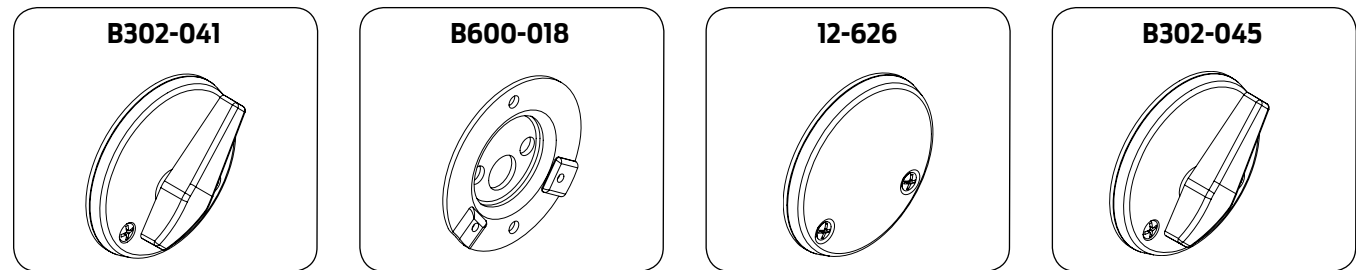
B250-Series

B500-8

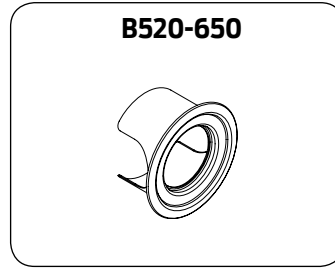
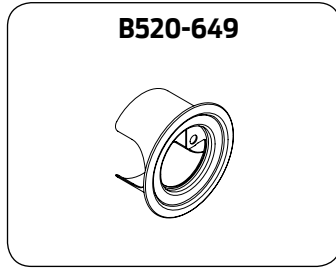
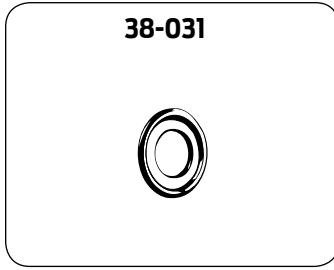
B600/700/800-Series

Deadbolts		605	606	609	612	613	619	625	626	643e
Available Finishes		▪	▪	▪	▪	▪	▪	▪	▪	▪
Part Number	Description	Price Each								
12-288	Square corner, 1" x 2 1/4", adjustable 2 3/8" or 2 3/4" backset, 1" housing dia., standard deadbolt	\$33.80								
12-289	Round corner (1/4" radius), 1" x 2 1/4", adjustable 2 3/8" or 2 3/4" backset, 1" housing dia.									
12-290	Circular drive in deadbolt, adjustable 2 3/8" or 2 3/4" backset, 1" housing dia., 626 finish only	38.30								
12-287	Triple Option - 1/4" radius round corner faceplate w/ 1" x 2 1/4" square corner and circular faceplates, adjustable 2 3/8" or 2 3/4" backset, 1" housing dia.	39.20								
12-291	Square corner, 1 1/8" x 2 1/4", adjustable 2 3/8" or 2 3/4" backset, 1" housing dia.	38.30								
12-633	Square corner, 1 1/8" x 2 1/4", 5" backset, 1" housing dia.	84.60								
39-030	Rabbeted deadbolt and strike kit, adapts square corner latches and 2 3/4" high square corner strikes to 1/2" rabbeted door and frame preparations, 605 and 626 only	53.00								
Ordering Instructions: Specify part number and finish.										

Strikes		605	606	609	612	613	619	625	626	643e
Available Finishes		▪	▪	▪	▪	▪	▪	▪	▪	▪
Part Number	Description	Price Each								
10-064	Circular drive-in, thimble strike, 1 3/16" diameter, 626 finish only	\$15.20								
10-087	ANSI, box, 1 1/4" x 4 7/8", 1 3/16" lip	20.80								
10-092	Round corner (1/4" radius), 1 1/8" full lip, no box, 1 5/8" x 2 1/4"	7.90								
10-094	Square corner, no box, 1 1/8" x 2 3/4", standard	12.20								
10-095	Square corner, full 1 1/8" lip, no box, 1 5/8" x 2 1/4"	7.90								
10-103	Round corner (1/4" radius), 1" x 2 1/4", no reinforcement strike provided (Available 605, 609, 630 only)	2.40								
10-104	Round corner (1/4" radius), 1 1/4" x 3 5/8", 4 hole, no reinforcement strike provided. 605, 609, 620, 630 only	2.60								
10-108	Round corner, 1 1/8" x 2 3/4", no box	16.10								
10-112	Metal dust box and 3 screws, use with 10-094 and 10-108. Finish not applicable	11.70								
37-016	Strike reinforcer, use with 10-094 and 10-108. Finish not applicable	14.30								
Ordering Instructions: Specify part number and finish if applicable										



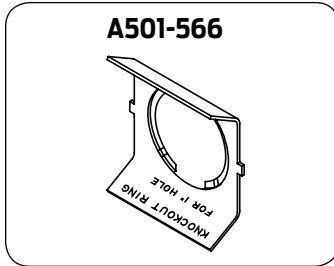
Trim		605	606	609	612	613	619	625	626	643e
Available Finishes		▪	▪	▪	▪	▪	▪	▪	▪	▪
Part Number	Description	Price Each								
B302-041	Rose and turn	\$40.60								
B600-018	Mounting plate for rose and turn. Finish not applicable	9.40								
12-626	Blank rose, exposed screws	23.10								
38-034	Blank mounting plate kit for use on one side of B580	88.20								
B302-045	Classroom rose and turn	40.60								
Ordering Instructions: Specify part number and finish if applicable.										



Accessories and Adapters

		605	606	609	612	613	619	625	626	643e
Available Finishes		▪	▪	▪	▪	▪	▪	▪	▪	▪
Part Number	Description	Price Each								
38-031	2 1/2" diameter adapter ring for 2 1/8" door prep, mounted under cylinder	\$17.30								
B520-649	Trim ring w/ shield for B560/B562	21.40								
B520-650	Trim ring w/ shield for Interchangeable Core functions	21.40								
A501-878	Faceplate adapter to adapt 1" faceplate to 1 1/8" door preparation	0.70 (order in multiples of 100)								

Ordering Instructions: Specify part number and finish if applicable.



Door Reinforcements

Part Number	Description	Price Each
A501-565	Reinforcer for 1 3/8" thick nonreinforced metal doors, fits both 7/8" and 1" diameter housings (2 required per lock)	\$18.00
A501-566	Reinforcer for 1 3/4" thick nonreinforced metal doors, fits both 7/8" and 1" diameter housings (2 required per lock)	
37-016	Door frame strike reinforcer	14.30

Ordering Instructions: Specify part number.

Occupancy Indicator Emergency Key

Part Number	Description	Price Each
61-509	Emergency release key, standard size, for B571 occupancy indicator deadbolt. Includes one key, ring, and instruction tag	\$10.00
61-510	Emergency release key, large size, for B571 occupancy indicator deadbolt. Includes one key, ring, and instruction tag	19.10

Ordering Instructions: Specify part number.

DEADBOLT

B250-Series

B500-9

B600/700/800-Series

DEADBOLT

B250-Series

B500-10

B600/700/800-Series

Individual Screws														
Available Finishes						605	606	609	612	613	619	625	626	643e
					
Part Number	Specify Finish	Description		Application		Price Each (Order in multiples of 100)								
		Size	Type	Use with:	Door Thickness									
Keyless, B580														
B600-066	.	6-32 x 1/4"	PH mach.	Turn	—	\$2.20								
B600-048		8-32 x 1/2"	PH mach.	Mounting plate	—	0.92								
F506-359		8 x 3/4"	RH wood	Mounting plate	—	0.42								
Keyed, Single Cylinder, B560P, B563P														
B600-100		1/4"-28 x 1 15/16"	POH mach.	Mounting	1 3/8" - 1 3/4"	2.20								
B600-101		1/4"-28 x 2 1/2"	POH mach.	Mounting	over 1 3/4" - 2 1/4"									
B600-066	.	6-32 x 1/4"	PH mach.	Turn	—	0.72								
B520-298		10-32 x 3/8"	PH mach.	Anti-pry shield	—									
Keyed, Single Cylinder, B560GD, B563GD, B560R, B563R														
B600-100		1/4"-28 x 1 15/16"	POH mach.	Mounting	1 3/8" - 2 1/4"	\$2.20								
B600-066	.	6-32 x 1/4"	PH mach.	Turn	—									
Keyed, Double Cylinder, B562P														
B600-047		1/4"-28 x 3 13/64"	PH mach.	Mounting	1 3/8" - 1 3/4"	\$2.20								
B600-078		1/4"-28 x 3 29/64"	PH mach.	Mounting	over 1 3/4" - 2 1/4"									
B520-298		10-32 x 3/8"	PH mach.	Anti-pry shield	—	0.72								
Keyed, Double Cylinder, B562GD, B562R														
B600-053		1/4"-28 x 2 61/64"	PH mach.	Mounting	1 3/8" - 2 1/4"	\$2.20								
B520-298		10-32 x 3/8"	PH mach.	Anti-pry shield	—	0.72								
Keyless, B571, B581														
B520-662		10-32 x 1 1/8"	POH mach.	Mounting	1 3/8" - 1 3/4"	\$2.20								
B520-663		10-32 x 1 3/4"	POH mach.	Mounting	over 1 3/4" - 2 1/4"									
B600-066	.	6-32 x 1/4"	PH mach.	Turn	—									
All Functions														
C603-897	.	8 x 3/4"	PFH combo	Deadbolt and strike screw	—	\$0.82								
J250-028		8 x 2"	PFH wood	2" strike screw	—	1.80								
R525-256		12 x 3"	PFH wood	3" Metal dust box screw	—	1.80								

Ordering instructions: specify part number and finish if applicable. Order in multiple quantities of 100.

Individual Screw Packs												
Available Finishes				605	606	609	612	613	619	625	626	643e
			
Part Number	Door Thickness	Contents		Price Each								
Keyless, B580												
61-506	13/8" – 2 1/4"	(2) B600-048 (2) F605-359 (4) C603-897 (1) B600-018 (2) B600-066		\$16.20								
Keyed, Single Cylinder, B560P, B563P												
61-500	13/8" – 1 3/4"	(1) B600-018 (2) B600-100 (2) B600-066 (4) C603-897		\$13.30								
61-501	over 1 3/4" – 2 1/4"	(1) B600-018 (2) B600-101 (2) B600-066 (4) C603-897										
Keyed, Single Cylinder, B560GD, B563GD, B560R, B563R												
61-500	13/8" – 2"	(1) B600-018 (2) B600-100 (2) B600-066 (4) C603-897		\$13.30								
Keyed, Double Cylinder, B562P												
61-502	13/8" – 1 3/4"	(2) B600-047 (4) C603-897		\$10.10								
61-503	over 1 3/4" – 2 1/4"	(2) B600-078 (4) C603-897										
Keyed, Double Cylinder, B562GD, B562R												
61-507	13/8" – 2"	(2) B600-053 (4) C603-897		\$10.10								
Keyless, B581, B571												
61-504	13/8" – 1 3/4"	(2) B520-662 (4) C603-897 (2) B600-066 (1) B600-018		\$21.00								
61-505	over 1 3/4" – 2 1/4"	(2) B520-663 (4) C603-897 (2) B600-066 (1) B600-018										

Ordering instructions: specify part number and finish.

B500 Series Cylinders - Single Cylinder Deadbolts				
Part Number	Description	Door Thickness	Price Each	
			Open	Restricted
22-003	Conventional	13/8" - 1 3/4"	\$58.00	\$74.00
22-004	Conventional	1 3/4" - 2 1/4"		
20-188	Primus	13/8" – 17/8"	129.00	
20-188-XP	Primus XP	13/8" – 17/8"		
20-189	Primus	17/8" – 2 1/4"		
20-189-XP	Primus XP	17/8" – 2 1/4"		
20-190	Primus UL	13/8" – 17/8"	159.00	
20-190-XP	Primus XP UL	13/8" – 17/8"		
20-191	Primus UL	17/8" – 2 1/4"		
20-191-XP	Primus XP UL	17/8" – 2 1/4"		

B500 Series Cylinders - Double Cylinder Deadbolts*				
Part Number	Description	Door Thickness	Price Each	
			Open	Restricted
22-645	Conventional	13/8" - 1 3/4"	\$58.00	\$74.00
22-646	Conventional	1 3/4" - 2 1/4"		
20-745	Primus	13/8" – 17/8"	129.00	
20-745-XP	Primus XP	13/8" – 17/8"		
20-746	Primus	17/8" – 2 1/4"		
20-746-XP	Primus XP	17/8" – 2 1/4"		
20-545	Primus UL	13/8" – 17/8"	159.00	
20-545-XP	Primus XP UL	13/8" – 17/8"		
20-546	Primus UL	17/8" – 2 1/4"		
20-546-XP	Primus XP UL	17/8" – 2 1/4"		

* Part numbers for double sided cylinders represent one cylinder only.

DEADBOLT

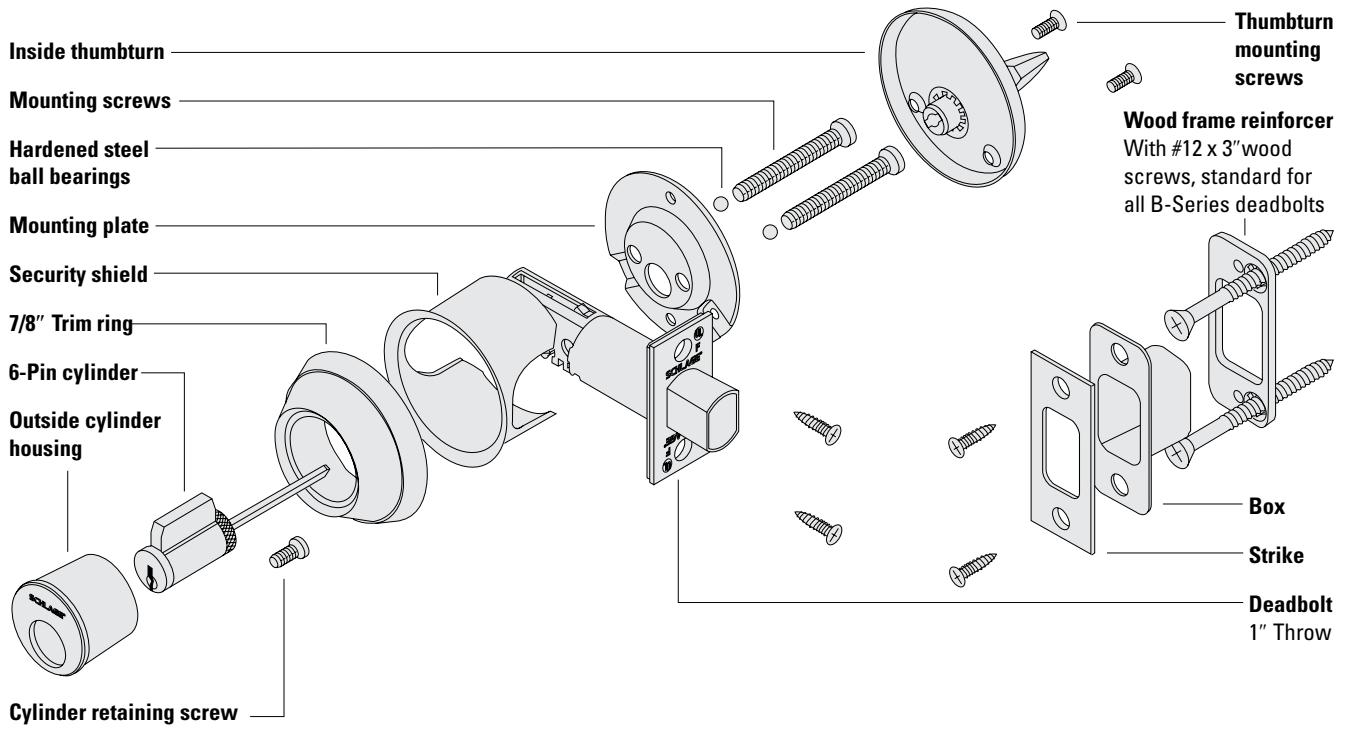
B250-Series

B500-12

B600/700/800-Series

B600/700/800 Series

Grade 1 Deadbolt



DEADBOLT

B250-Series

B500-Series

B600-1

B600/700/800 Series

Ordering Procedures

To order Schlage products, descriptive data should be in the same sequence as shown below.

Line Item	Qty	Product	Outside		Inside		Hand	Latch	Strike	Dr Thk	Ext	DIM	Additional Details
			DES	FIN	DES	FIN							
1	10	B660P		626		613		12-630	10-094	214	EE		KA

Line Item: Line item number

Qty: Quantity

Product: Product function + cylinder code

Outside Des: Outside lever design, not applicable for deadbolts. Leave blank

Outside Fin: Outside finish

Inside Des: Inside lever design, not applicable for deadbolts. Leave blank

Inside Fin: Inside finish, specify only if different from the outside finish

Hand: Hand of door, not applicable for deadbolts. Leave blank

Latch: Product latch, leave blank for standard latch or specify part number if non-standard latch is required. LLL = less latch

Strike: Product strike, leave blank for standard strike or specify part number if non-standard strike is required. LLL = less strike

Dr Thk: Door thickness, leave blank for standard thickness or specify if non-standard. Example: 138 = 1 3/8", 214 = 2 1/4"

Ext: Extension, enter one of the following when door thicknesses 2" or greater are specified: EE = Extended Equally, EI = Extended Inside, EO = Extended Outside

Dim: Dimension for non-standard strike lip length, not applicable for the B6/7/8. Leave blank

Additional

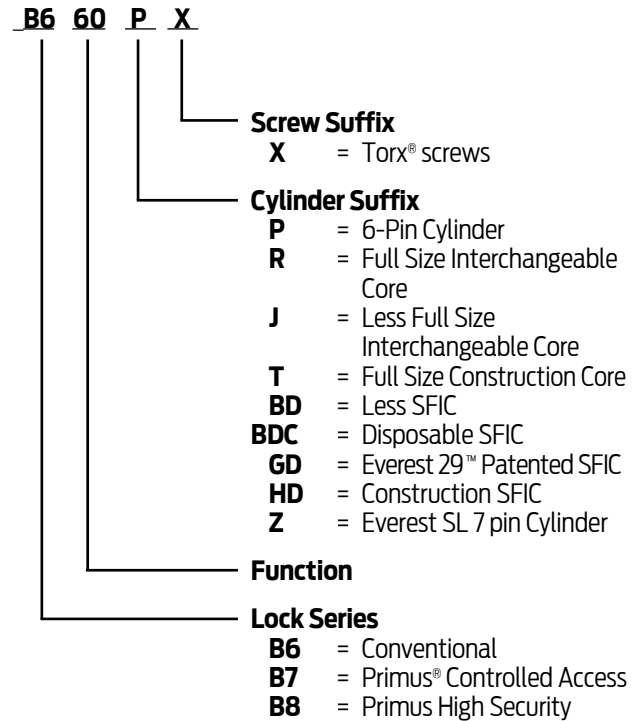
Details: Enter additional detail for keying information or special requirements

Common Pricing Information	
1.	Locks are furnished with standard features unless otherwise specified.
2.	Door thickness is 1 3/4" unless otherwise specified.
3.	Split finishes and designs will be priced at the highest list price of the design and/or finish.
4.	Engineering specials are denoted by a part number beginning with "X".
5.	⌚ denotes a lock or part that requires an extended lead time.
6.	👤 denotes a handed product and requires handing to be specified.
7.	For all restricted keyways (Everest D, Everest T, Quad, Numbered, Reversed) add \$16.00. This does not apply to Primus cylinders. See Terms and Conditions for ordering information and requirements.
8.	Locks, keys and cylinders containing restricted keyways require additional documentation to order. Please see Terms and Conditions for the specific requirements.
9.	Keyway must be specified for keyed functions and cylinders. If not specified, default keyway will be S123 for KA, KD and 0-bitted product and S145 for Factory managed masterkey systems.
10.	Multiple keying options are available. Locks and cylinders are furnished KD unless otherwise specified or excepted by notation.
11.	Control Keys for permanent and construction cores are not included with the lock or cylinder and must be ordered separately.
12.	Locks specified with "C" keyway and KD or 0-bitted will receive 6 pin cylinders.
13.	Full Size Interchangeable Cores (FSIC) are furnished 1-bitted unless otherwise specified. If 0-bitted is selected, the order will be entered as 1-bitted. This does not apply to FSIC Primus® cores.
14.	Conventional cylinders, Primus cylinders (conventional and FSIC) can be supplied 0-bitted. If 1-bitted is selected, the order will be entered as 0-bitted.
15.	Available plug face finishes are 606 and 626. For brass or bronze finish colors, the plug face finish is 606. For chrome, nickel or stainless steel finish colors, the plug face finish is 626.
16.	Specify LKB if 0-bitted Primus cylinders are required "Less Key Blanks." Deduct \$15.40 per cylinder.
17.	Locks and cylinders will be furnished with 2 keys each as standard. Additional keys will be charge at the additional cut keys charge appropriate for the cylinder/key type

Table of Contents

Functions	B600-4
Complete Locks	B600-5
Options	B600-7
Deadbolts	B600-7
Strikes	B600-7
Locks Less Components	B600-7
Non-Standard Door Thickness	B600-7
Antimicrobial Coating	B600-7
Tamper Resistant Torx Screws	B600-7
Parts	B600-8
Deadbolts	B600-8
Strikes	B600-8
Trim	B600-9
Door Reinforcements	B600-9
Screws	B600-10
Screw and Ball Bearing Packs	B600-10
Torx Screw Packs	B600-11
Special Parts	B600-11
Cylinders	B600-12
Complete Cylinders	See Cylinders Section
How To Order	Forms & Examples

Product Identification



SFIC = Small Format (Best® Style) Interchangeable Core

Finish Codes and Descriptions

Code		Description
605	(US 3)	Bright Brass
606	(US 4)	Satin Brass
609	(US 5)	Satin Brass, Blackened
612	(US 10)	Satin Bronze
613	(US 10B)	Oil Rubbed Bronze
619	(US 15)	Satin Nickel
625	(US 26)	Bright Chromium Plated
626	(US26D)	Satin Chromium Plated
626AM	▲	Antimicrobial Coating on Satin Chromium
643e	(US11)	Aged Bronze

Standard Features

Locks are furnished with standard features unless otherwise specified.



Certification	ANSI/BHMA Certified A156.36-2010, Grade 1 auxiliary lock. With FSIC Interchangeable Core Cylinders: Grade 2 With SFIC Interchangeable Core Cylinders: Grade 3 UL Listed for 3-hour fire door, B800-Series is UL437 listed.
Deadbolt	1 1/8" x 2 1/4", Square corner faceplate, 1" housing diameter, 1" throw
Strike	1 1/8" x 2 3/4", Square corner, box
Backset	2 3/4"
Door Range	1 5/8" - 2" standard cylinder or FSIC; 1 3/4" - 2" SFIC; 1 3/8" - 2 1/2" door bolt only
Reinforcement	Metal dust box reinforcer with two 3" screws
Trim Rings	7/8" Solid brass or bronze
Cylinder	6-Pin solid brass, keyed 6-pin, S123 keyway, keyed different (KD)
Keys	Two nickel silver cut keys per lock, 6-pin, S123 section

B600/700/800 · Functions

ANSI/BHMA Certified A156.36-2010, Grade 1 auxiliary lock.
UL Listed for 3-hour fire door, B800-Series is UL437 listed.

Bored Deadbolt Locks

SCHLAGE ANSI

B660P

B760P

B860P

E0151

Single Cylinder Deadbolt Lock

Deadbolt thrown or retracted by key from outside or by inside turn unit. Bolt automatically deadlocks when fully thrown.



B661P

B761P

B861P

E0161

One-Way Deadbolt Lock

Deadbolt thrown or retracted by key only. Blank plate inside. Bolt automatically deadlocks when fully thrown.



B662P

B762P

B862P

E0141

Double Cylinder Deadbolt Lock*

Deadbolt thrown or retracted by key from either side. Bolt automatically deadlocks when fully thrown.



B663P

B763P

B863P

E0171

Classroom Deadbolt Lock

Deadbolt thrown or retracted by key outside. Inside turn unit will retract bolt only. Bolt automatically deadlocks when fully thrown.



B664P

B764P

B864P

E0101

Cylinder Lock

Deadbolt thrown or retracted by key from one side. No inside trim. Bolt automatically deadlocks when fully thrown. Requires 1 1/2" cross bore only.



B680



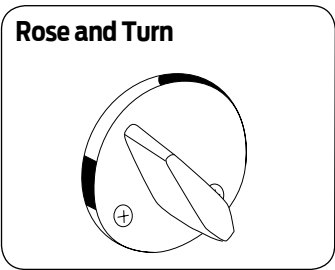
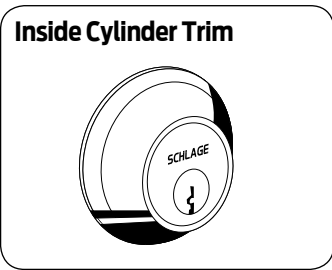
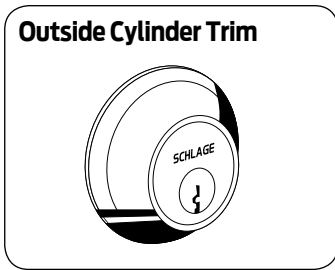
E0191

Door Bolt

Deadbolt thrown or retracted by turn unit only. No outside trim. Bolt automatically deadlocks when fully thrown. Requires 1 1/2" cross bore only. Door range is 1 3/8" - 2 1/2".



* **Caution:** Double cylinder locks on residences and any door in any structure which is used for egress are a life safety hazard in times of emergency and their use is not recommended. Installation should be in accordance with existing codes only.



Latches			
<p>12-631 Standard</p>	<p>12-641</p>	<p>12-297</p>	<p>12-317</p>

Strikes				
<p>10-094 Standard</p>	<p>10-064</p>	<p>10-087</p>	<p>10-092</p>	<p>10-095</p>

B600/700/800 · Complete Locks

DEADBOLT

B250-Series

B500-Series

B600-6


Function	Description	Finishes			Cylinder Adjustments						
		626	643e	613	J	R	T**	BD	BDC	GD	HD**
					J = Less FSIC (Full Size Interchangeable Core) R* = FSIC (Full Size Interchangeable Core) T** = Full Size Construction Core BD = Less SFIC (Small Format Interchangeable Core) BDC = Disposable SFIC GD = Everest 29 Patented SFIC HD** = Construction SFIC						
B600 Series											
Keyless											
B680	No trim x thumbturn	\$141	\$147	\$157							
Keyed, Single Cylinder											
B660P	Cylinder x thumbturn	\$180	\$186	\$196	-32	+35	N/C	+77	+40		
B661P	One-way cylinder x blank plate										
B663P	Classroom cylinder outside, retraction turn inside	188	194	204							
B664P	Cylinder x no trim	180	186	196							
Keyed, Double Cylinder											
B662P	Double Cylinder	\$231	\$237	\$247	-64	+70	N/C	+154	+80		
B700 SERIES: Primus® Controlled Access Cylinder											
Keyed, Single Cylinder											
B760P	Cylinder x thumbturn	\$249	\$255	\$265		+35					
B761P	One-way cylinder x blank plate										
B763P	Classroom cylinder outside, retraction turn inside	258	264	274							
B764P	Cylinder x no trim	249	255	265							
Keyed, Double Cylinder											
B762P	Double Cylinder	364	370	380		+70					
B800 SERIES: Primus® High Security Controlled Access Cylinder											
Keyed, Single Cylinder											
B860P	Cylinder x thumbturn	\$272	\$278	\$288							
B861P	One-way cylinder x blank plate										
B863P	Classroom cylinder outside, retraction turn inside	288	294	304							
B864P	Cylinder x no trim	272	278	288							
Keyed, Double Cylinder											
B862P	Double Cylinder	\$383	\$389	\$399							
Notes	B600, 700, 800 not available less standard cylinder. Control Keys are not furnished with locks and must be ordered separately. See Keys & Keying. For all restricted keyways (Everest D, Everest 29 T, Quad, Numbered, Reversed) add \$16.00. This does not apply to Primus cylinders. See Terms and Conditions for ordering information and requirements. SL Cylinder with Everest B or Everest R keyways add \$16.00.										
*	B600R Full Size Core locks furnished 1-bitted with two 6-pin keys unless otherwise specified. Not available with 0-bitted interchangeable cores B700R Full Size Core locks furnished 0-bitted with two 6-pin keys entered as separate line item.										
**	Non-disposable construction core locks assessed a one-time non-refundable handling charge (50-231) of \$9.50 per core.										
Ordering instructions: To change cylinder type from default 6-pin standard, change lock suffix as appropriate. Ex: B660R 626 for B660 function with FSIC in 626 finish.											

Deadbolts		
Specify	Description	List Price Adjustments
12-630	2 3/8" backset, square corner, 1 1/8" x 2 1/4", 1" housing dia.	N/C
12-640	2 3/8" backset, circular, drive-in, 1 1/16" housing dia., 626 only	
12-631	2 3/4" backset, square corner, 1 1/8" x 2 1/4", 1" housing dia., standard deadbolt	
12-641	2 3/4" backset, circular, drive-in, 1 1/16" housing dia., 626 only	
12-632	3 3/4" backset, square corner, 1 1/8" x 2 1/4", 1" housing dia.	\$23.90
12-642	3 3/4" backset, circular, drive-in, 1 1/16" housing dia., 626 only	
12-633	5" backset, square corner, 1 1/8" x 2 1/4", 1" housing dia.	
12-643	5" backset, circular, drive-in, 1 1/16" housing dia., 626 only	
12-297	Adjustable 2 3/8" or 2 3/4" backset, square corner, 1 1/8" x 2 1/4", 1" housing dia.	N/C
12-317	Adjustable 2 3/8" or 2 3/4" backset, Circular, drive-in, 1" housing dia., 626 only	
Ordering instructions: specify desired deadbolt on order only if requesting different from standard.		

Strikes		
Specify	Description	List Price Adjustments
10-094	Square corner, no box, 1 1/8" x 2 3/4", standard	N/C
10-064	Circular drive-in, thimble strike, 1 3/16" diameter, 626 finish only	
10-087	ANSI, 1 1/4" x 4 7/8", 1 3/16" lip length, box	
10-092	Round corner (1/4" radius), 1 5/8" x 2 1/4", 1 1/8" full lip, no box	
10-095	Square corner, 1 5/8" x 2 1/4", 1 1/8" full lip, no box	
10-104	Round corner (1/4" radius), 1 1/4" x 3 5/8", 4 hole, 605, 609, 620, 630 finishes only	
10-103	Round corner (1/4" radius), 1" x 2 1/4", 605, 609, 630 finishes only	
37-016	Strike reinforcer, use with 10-094	
J250-028	2" strike reinforcement screws. 605, 609, 630 finishes only	
Ordering instructions: specify desired strike on order only if requesting different from standard.		

Locks Less Components		
Description	Specify	List Price Adjustment
Less deadbolt	LLL for deadbolt Example: B660P 605 LLL 10-064	-16.70
Less strike	LLL for strike Example: B660P 605 12-630 LLL	-5.30
Less key blanks, B700 and B800 only	LKB	-15.40
Less Cylinder	Not available B600, B700, B800	N/A
Ordering instructions: specify on order only if requesting different from standard.		

Non-Standard Door Thickness		
Specify	Description	List Price Adjustments
1 3/8" Door Thickness	1 3/8" door thickness. Not available for interchangeable core locks.	\$8.80
Door Thickness	Extended Equally (EE), over 2"-2 1/2" thick doors (not available SFIC; see Special Parts for SFIC conversion kits)	N/C
Note: For doors over 2 1/2" - 4" thick, see Special Parts for conversion kits.		
Ordering instructions: specify desired thickness on order only if requesting different from standard. EX: B660P 626 1 3/8"		

Antimicrobial Coating  Extended Lead Time		
Specify	Description	List Price Adjustments
Finish as 626AM	Antimicrobial coating applied to inside thumbturn and rose, outside trim ring and cylinder faceplate	\$16.40
Ordering instructions: specify on order only if desired option. Ex: B560P 626AM.		

Tamper Resistant Torx® Screws		
Specify	Description	List Price Adjustments
X suffix	Torx latch, strike, and mounting screws. Not available SFIC locks.	\$19.40
Ordering instructions: Add X suffix to lock. Ex: B660PX.		

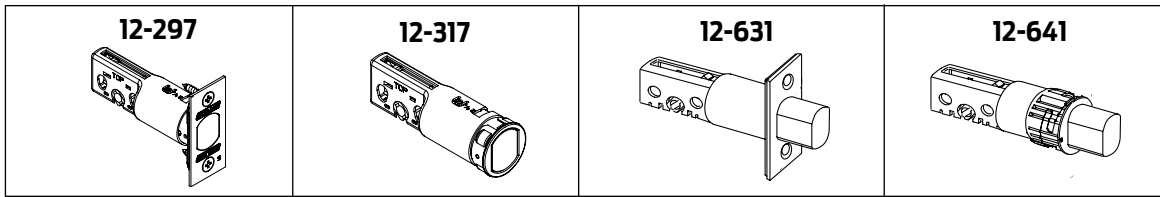
Shaded items are standard components and are furnished with locks unless otherwise specified.

DEADBOLT

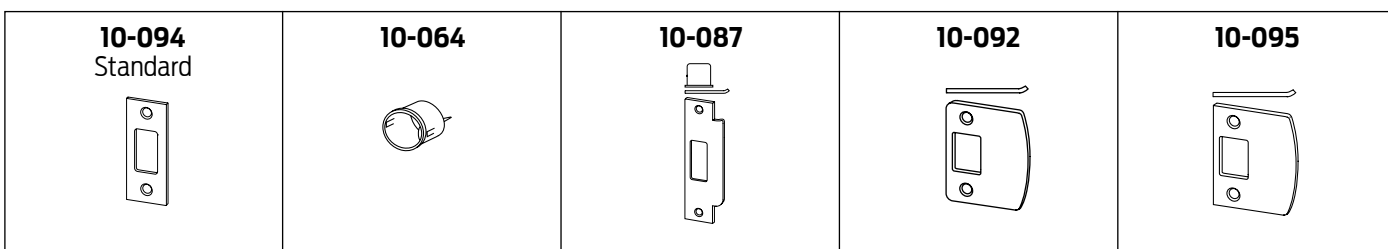
B250-Series

B500-Series

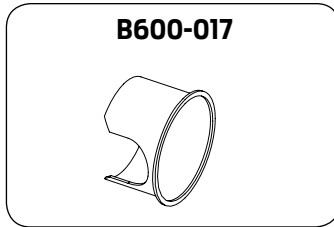
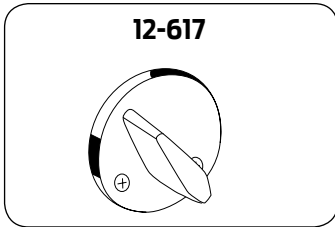
B600-8



Available Finishes		605	606	609	612	613	619	625	626	643e
		▪	▪	▪	▪	▪	▪	▪	▪	▪
Part Number	Description	Price Each								
Complete Deadbolts										
12-297	Square corner, adjustable 2 3/8" or 2 3/4" backset, 1 1/8" x 2 1/4", 1" housing dia.	\$54.50								
12-317	Circular, drive-in, adjustable 2 3/8" or 2 3/4" backset, 1" housing dia., 626 only									
12-630	Square corner, 2 3/8" backset, 1 1/8" x 2 1/4", 1" housing dia.	48.40								
12-640	Circular, drive-in, 2 3/8" backset, 1 1/16" housing dia., 626 only									
12-631	Square corner, 2 3/4" backset, 1 1/8" x 2 1/4", 1" housing dia., standard deadbolt	84.60								
12-641	Circular, drive-in, 2 3/4" backset, 1 1/16" housing dia., 626 only									
12-632	Square corner, 3 3/4" backset, 1 1/8" x 2 1/4", 1" housing dia.	84.60								
12-642	Circular, drive-in, 3 3/4" backset, 1 1/16" housing dia., 626 only									
12-633	Square corner, 5" backset, 1 1/8" x 2 1/4", 1" housing dia.	53.00								
12-643	Circular, drive-in, 5" backset, 1 1/16" housing dia., 626 only									
39-030	Rabbeted deadbolt and strike kit (adapts square corner latches and 2 3/4" high square coner strikes to 1/2" rabbeted door and frame preparations). 605 and 626 finish only.									
Deadbolts Less Faceplates										
12-650	2 3/8" backset deadbolt unit less faceplate, 1" housing dia.	37.70								
12-651	2 3/4" backset deadbolt unit less faceplate, 1" housing dia.									
12-652	3 3/4" backset deadbolt unit less faceplate, 1" housing dia.	74.60								
12-653	5" backset deadbolt unit less faceplate, 1" housing dia.									
Faceplate kits										
12-627	Square corner faceplate, 1 1/8" x 2 1/4", includes backplate and screws	9.70								
12-628	Circular drive-in faceplate and collar, 626 finish only									
Ordering Instructions: Specify part number and finish.										

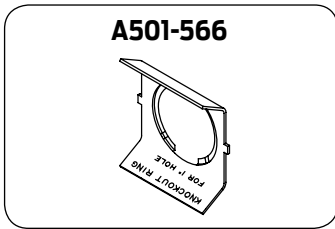


Available Finishes		605	606	609	612	613	619	625	626	643e
		▪	▪	▪	▪	▪	▪	▪	▪	▪
Part Number	Description	Price Each								
10-064	Circular drive-in, thimble strike, 1 3/16" diameter, 626 finish only	\$15.20								
10-087	ANSI, box, 1 1/4" x 4 7/8", 1 3/16" lip	20.80								
10-092	Round corner (1/4" radius), 1 1/8" full lip, no box, 1 5/8" x 2 1/4"	7.90								
10-094	Square corner, no box, 1 1/8" x 2 3/4", standard	12.20								
10-095	Square corner, full 1 1/8" lip, no box, 1 5/8" x 2 1/4"	7.90								
10-103	Round corner (1/4" radius), 1" x 2 1/4", no reinforcement strike provided (Available 605, 609, 630 only)	2.40								
10-104	Round corner (1/4" radius), 1 1/4" x 3 5/8", 4 hole, no reinforcement strike provided. 605, 609, 620, 630 only	2.60								
10-112	Metal dust box and 3 screws, use with 10-094 and 10-108. Finish not applicable.	11.70								
37-016	Strike reinforcer, use with 10-094 and 10-108. Finish not applicable.	14.30								
K510-066	Plastic dust box for ANSI strike. Finish not applicable.	6.60								
Ordering Instructions: Specify part number and finish if applicable.										



Trim		605	606	609	612	613	619	625	626	643e
Available Finishes		▪	▪	▪	▪	▪	▪	▪	▪	▪
Part Number	Description	Price Each								
12-617	Rose and turn	\$43.20								
12-618	Rose and turn, classroom function	48.20								
12-625	Classroom driver kit. Finish not applicable	9.60								
12-626	Blank inside rose, exposed screws, B661	23.10								
38-034	Blank mounting plate kit for use on one side of B664 or B680	88.20								
B600-017	Security shield, 2 1/8" door preparation. Finish not applicable	9.60								
B600-018	Mounting plate, turn. Finish not applicable	9.40								
B610-035	Support (anchor) and mounting screws, B664. Finish not applicable	25.00								

Ordering Instructions: Specify part number and finish if applicable.



Door Reinforcements		
Part Number	Description	Price Each
A501-565	Reinforcer for 1 3/8" thick nonreinforced metal doors, fits both 7/8" and 1" diameter housings (2 required per lock)	\$18.00
A501-566	Reinforcer for 1 3/4" thick nonreinforced metal doors, fits both 7/8" and 1" diameter housings (2 required per lock)	
37-016	Door frame strike reinforcer	14.30

Ordering Instructions: Specify part number.

DEADBOLT

B250-Series

B500-Series

B600-10

Screws													
Available Finishes					605	606	609	612	613	619	625	626	643e
					▪	▪	▪	▪	▪	▪	▪	▪	▪
Part Number	Specify Finish	Description		Application	Price Each (Order in multiples of 100)								
		Size	Type										
C603-256	·	12-24 x 1"	PFH combo	ANSI strike	\$0.96								
C603-897	·	8 x 3/4"		Deadbolt and strike	0.82								

Screw and Ball Bearing Packs													
Available Finishes					605	606	609	612	613	619	625	626	643e
					▪	▪	▪	▪	▪	▪	▪	▪	▪
Part Number	Specify Finish	Door Thickness	Contents	Price Each									
Keyless													
B610-066	·	Rose trim, B680	(2) Mounting screws	\$7.70									
Keyed, Single Cylinder													
B610-049		1 3/8" – 2 1/2", B664	2) Mounting screws	17.80									
B610-050		1 3/8" – 2", B660, 661, 663	(2) Mounting screws										
B610-051		over 2" – 2 1/2", B660, 661, 663	(2) Ball bearings										
B610-066	·	Rose trim, B660, 661, 663	(2) Mounting screws	7.70									
Keyed, Double Cylinder (except Interchangeable Core)													
B610-053		1 3/8" – 2", B662P	(2) Mounting screws	17.80									
B610-055		over 2" – 2 1/2", B662P	(2) Ball bearings										
Keyed, Double Cylinder, Interchangeable Core													
B610-054		1 5/8" – 2", B662R	(2) Mounting screws	17.80									
B610-056		over 2" – 2 1/2", B662R	(2) Ball bearings										
Note:	Above screw packs are also used for B700 and B800 series locks.												

Torx Screw Packs					605	606	609	612	613	619	625	626	643e
Available Finishes					•	•	•	•	•	•	•	•	•
Part Number	Specify Finish	Door Thickness	Contents	Price Each									
Keyless													
B610-066	•	Rose trim, B680	(2) Mounting screws (T-20)	\$8.80									
Keyed, Single Cylinder													
B610-059		1 3/8" – 2 1/2", B664	2) Mounting screws (T-30)	19.00									
B610-065	•	Rose trim, B660, 661, 663	(2) Mounting screws (T-10)	8.80									
Keyed, Double Cylinder (except Interchangeable Core)													
B610-061		1 3/8" – 2", B662P	(2) Mounting screws (T-30)	19.00									
B610-063		over 2" – 2 1/2", B662P	(2) Ball bearings										
Keyed, Double Cylinder, Interchangeable Core													
B610-062		1 5/8" – 2", B662R	(2) Mounting screws (T-30)	19.00									
B610-064		over 2" – 2 1/2", B662R	(2) Ball bearings										
All Functions													
C203-311	•	Deadbolt and strike	(4)C503-766 (1) T-15 size Torx Bit 8-32 x 1/2"	19.40									
C203-312	•	Deadbolt and ANSI strike	(2)C503-766 (1) T-15 size Torx Bit 8-32 x 1/2" (2)L583-371 (1) T-20 size Torx Bit 12-24 x 1/2"										
Notes	Torx screw packs are furnished with appropriate T-xx installation tool(s).												
	Above screw packs are also used for B700 and B800-Series locks.												

Special Parts				
⚠ Extended Factory Lead Time				
Part Number	Door Range	Function	Description	Price Each
XB11-916	2"-4"	B660P, B663P	Screw and tailpiece conversion kit for B600/700/800-Series Locks to fit doors Extended Equally (EE), over 2 1/2" – 4" thick. Specify door thickness.	\$153.00
XB11-917	2"-3"	B662P		96.00
XB11-918	2"-4"	B760P, B763P B860P, B863P		
XB11-919	2"-3"	B762P, B862P		153.00
XB11-920	2"-4"	B660R, B660J, B660T, B663R, B663J, B663T, B760R, B763R		96.00
XB11-921	2"-4"	B662R, B662J, B662T, B762R		96.00
XB11-922	2"-4"	B660BD, B660GD, B660HD, B663BD, B663GD, B663HD	Screw and tailpiece conversion kit for B600-Series locks to fit doors Extended Equally (EE), over 2 1/2" – 4" thick. Specify door thickness.	96.00
Notes::	For door thickness and locks not listed above, please use the Innovation Center (RFQ) request form			
Ordering instructions: Specify part number and desired door thickness, EX: XB11-916 3".				

DEADBOLT

B250-Series

B500-Series

B600-12

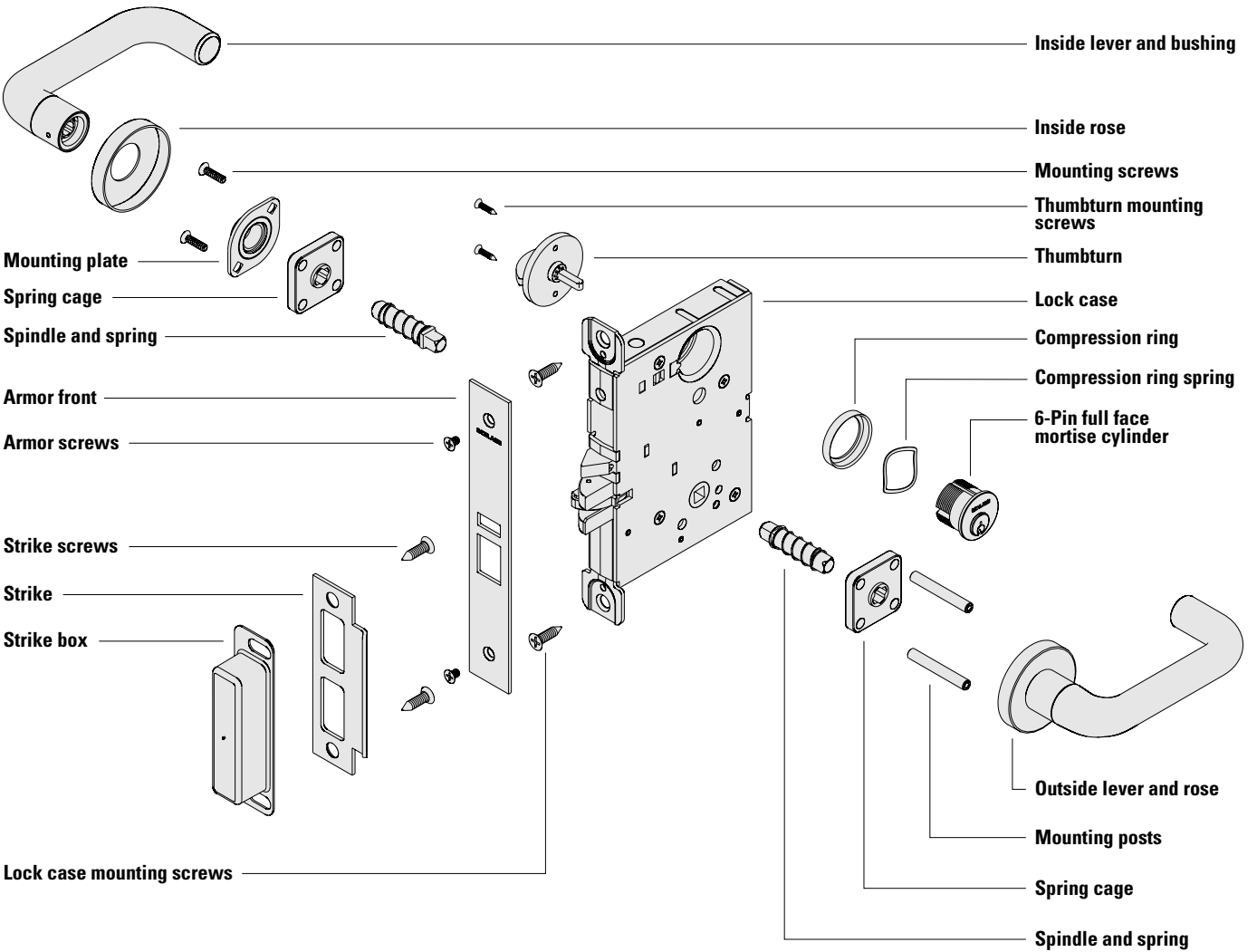
B600/700-Series Cylinder Reference Table

Cylinder Mechanism	Function	Door Thickness	Cylinder Less Housing	Price Each			
				Open	Restricted		
B600-Series Conventional	B660, B663	1 3/8" – 2 1/2"	22-644	\$58.00	\$74.00		
B600-Series SL (R/B Keyways only)	B660, B663	1 3/8" – 2 1/2"	91-032				
B600-Series Conventional	B661, B664	1 3/8" – 2"	22-642	58.00			
B600-Series SL (R/B Keyways only)	B661, B664	1 3/8" – 2"	91-030				
B600-Series Conventional	B661, B664	2" – 2 1/2"	22-643	58.00			
B600-Series SL (R/B Keyways only)	B661, B664	2" – 2 1/2"	91-031				
B600-Series Conventional	B662	1 3/8" – 2"	22-085	58.00			
B600-Series SL (R/B Keyways only)	B662	1 3/8" – 2"	91-028				
B600-Series Conventional	B662	2" – 2 1/2"	22-086	58.00			
B600-Series SL (R/B Keyways only)	B662	2" – 2 1/2"	91-029				
B700-Series Primus	B760, B763	1 3/8" – 2 1/2"	20-744	129.00			
	B761, B764	1 3/8" – 2"	20-742				
		2" – 2 1/2"	20-743				
	B762	1 3/8" – 2"	20-745				
B700-Series Primus XP	B760-XP, B763-XP	1 3/8" – 2 1/2"	20-744-XP	129.00			
	B760-XP, B763-XP (R/B Keyways only)	1 3/8" – 2 1/2"	91-711-XP				
	B761-XP, B764-XP	1 3/8" – 2"	20-742-XP			129.00	
	B761-XP, B764-XP (R/B Keyways only)	1 3/8" – 2"	91-709-XP				129.00
	B761-XP, B764-XP	2" – 2 1/2"	20-743-XP			129.00	
	B761-XP, B764-XP (R/B Keyways only)	2" – 2 1/2"	91-710-XP				129.00
B700-Series SL Primus XP (R/B Keyways only)	B762-XP	1 3/8" – 2"	20-745-XP	129.00			
B700-Series Primus XP	B762-XP	1 3/8" – 2"	91-712-XP		129.00		
B700-Series Primus XP	B762-XP	2" – 2 1/2"	20-746-XP	129.00			
B700-Series SL Primus XP (R/B Keyways only)	B762-XP	2" – 2 1/2"	91-713-XP		129.00		


B800-Series Cylinder Reference Table

Cylinder Mechanism	Function	Door Thickness	Cylinder Less Housing	Price Each	
				Open	Restricted
B800-Series Primus UL437	B860, B863	1 3/8" – 2 1/2"	20-544	159.00	
	B861, B864	1 3/8" – 2"	20-542		
		2" – 2 1/2"	20-543		
	B862	1 3/8" – 2"	20-545		
		2" – 2 1/2"	20-546		
B800-Series Primus-XP UL437	B860-XP, B863-XP	1 3/8" – 2 1/2"	20-544-XP	159.00	
	B861-XP, B864-XP	1 3/8" – 2"	20-542-XP		
		2" – 2 1/2"	20-543-XP		
	B862-XP	1 3/8" – 2"	20-545-XP		
		2" – 2 1/2"	20-546-XP		

L-Series 
 GRADE 1 MORTISE LEVERED LOCK



MORTISE
L-1

 Indicates products that have EPD documentation available and meet LEED v4.

To order Schlage products, descriptive data should be in the sequence as shown below.

Line Item	Qty	Product	Outside		Inside		Hand	Latch	Strike	Dr Thk	Ext	DIM	Additional Details
			DES	FIN	DES	FIN							
1	10	L9050P	12A	626	06B	613	RH	09-669	10-072	2	EE	134	KA

Line Item: Line item number

Qty: Quantity

Product: Product function + cylinder code

Outside Des: Outside lever design + rose/escutcheon code

Outside Fin: Outside finish

Inside Des: Inside lever design + rose/escutcheon code, specify only if different from the outside lever design

Inside Fin: Inside lever finish, specify only if different from the outside finish

Hand: Hand of door, specify only for handed lever designs or for LM9300 MultiPoint lock

Latch: Product armor front, leave blank for standard armor or specify part number if non-standard armor is required. LLL = less armor front

Strike: Product strike, leave blank for standard strike or specify part number if non-standard strike is required. LLL = less strike

Dr Thk: Door thickness, leave blank for standard thickness (1 3/4") or specify if non-standard. Example: 138 = 1 3/8", 214 = 2 1/4"

Ext: Extension, enter one of the following when door thicknesses 2" or greater are specified: EE = Extended Equally, EI = Extended Inside, EO = Extended Outside

Dim: Dimension; for locks enter only for non-standard strike lip length, for parts enter for non-standard strike lip length, mortise cylinder or blocking ring length

Additional

Details: Enter additional detail for keying information or special requirements

Common Pricing Information



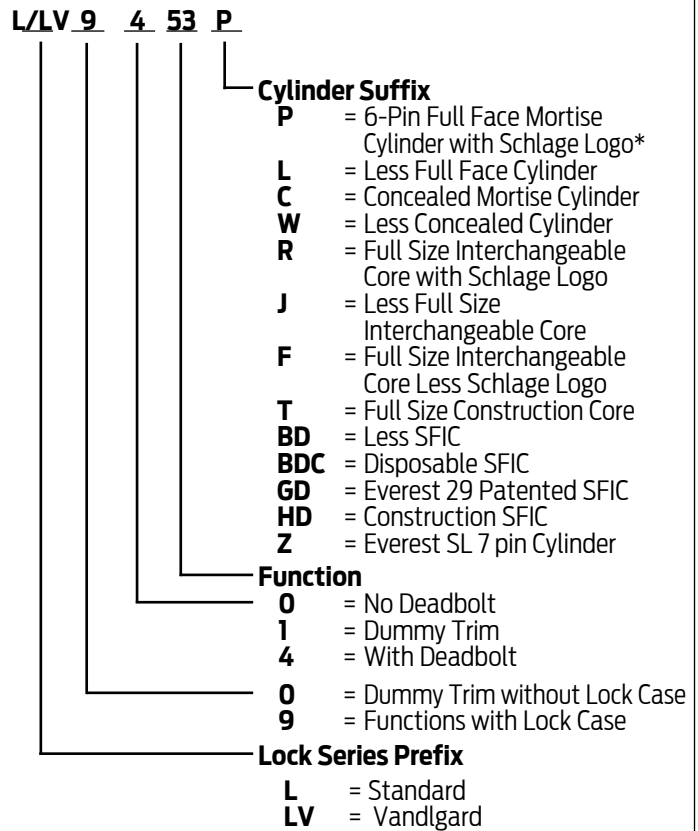
1.	Locks are furnished with standard features unless otherwise specified.
2.	Door thickness is 1 3/4" unless otherwise specified.
3.	Split finishes and designs will be priced at the highest list price of the design and/or finish.
4.	 denotes a lock or part that requires an extended lead time.
5.	 denotes a handed product and requires handing to be specified.
6.	For all restricted keyways (Everest D, Everest 29 T, Quad, Numbered, Reversed) add \$16.00. This does not apply to Primus cylinders. See Terms and Conditions for ordering information and requirements.
7.	Locks, keys and cylinders containing restricted keyways require additional documentation to order. Please see Terms and Conditions for the specific requirements.
8.	Keyway must be specified for keyed functions and cylinders. If not specified, default keyway will be S123 for KA, KD and 0-bitted product and S145 for Factory managed masterkey systems.
9.	Multiple keying options are available. Locks and cylinders are furnished KD unless otherwise specified or excepted by notation.
10.	Control Keys for permanent and construction cores are not included with the lock or cylinder and must be ordered separately.
11.	Locks specified with "C" keyway and KD or 0-bitted will receive 6 pin cylinders.
12.	Full Size Interchangeable Cores (FSIC) are furnished 1-bitted unless otherwise specified. If 0-bitted is selected, the order will be entered as 1-bitted. This does not apply to FSIC Primus® cores.
13.	Conventional cylinders, Primus cylinders (conventional and FSIC) can be supplied 0-bitted. If 1-bitted is selected, the order will be entered as 0-bitted.
14.	Available plug face finishes are 606 and 626. For brass or bronze finish colors, the plug face finish is 606. For chrome, nickel or stainless steel finish colors, the plug face finish is 626.
15.	Locks and cylinders will be furnished with 2 keys each as standard. Additional keys will be charge at the additional cut keys charge appropriate for the cylinder/key type

Table of Contents

Functions	L-4
Complete Locks	L-12
Standard Lever Collection A, B or C Rose Trim	L-12
Standard Lever Collection Escutcheon Trim	L-14
M Lever Collection A, B or C Rose Trim	L-16
M Lever Collection Escutcheon Trim	L-18
Commercial Lever Suites	L-20
L9000-Series Deadbolt Locks	L-21
L400-Series Deadbolt Locks	L-21
Options	L-22
Cylinder Options	L-22
Armor Fronts and Strikes	L-23
Locks Less Components	L-24
Locks Less Lock Case	L-24
Non-Standard Door Thickness	L-25
Indicators (for Sectional (rose) or N Escutcheon Trim)	L-26
Tamper-resistant screws	L-26
Tactile Warning	L-26
ADA Thumbturn	L-26
Lever Trak	L-26
Special Functions	L-27
Anti-Microbial Coating	L-27
Lead Lining	L-27
RX	L-27
Distributor Pack Program	L-28
Lock Cases	L-29
Trim Packs	L-30
Armor Fronts, Strikes, Cylinders	L-31
Miscellaneous Parts	L-32
Parts	L-33
Levers & Knobs, Roses, Escutcheons	L-33
Outside Lever/Knob Assemblies	L-34
Armor Fronts & Strikes	L-35
Buttons, Thumbturns, Coin Turns, Cylinder Turns	L-36
Occupancy Indicators	L-37
Thru-Bolts	L-38
Mounting Posts	L-38
Springs & Spindles	L-38
L Lock Cases	L-39
Miscellaneous Parts	L-41
Classroom Security Function Conversion Kits	L-43
Vandlegard Retrofit kit	L-43
Screw Packs	L-44
Special Parts	L-44
Mortise Cylinders	L-45
Allegion Connect Harnesses	L-46
Complete Cylinders	See Cylinders Section
How To Order	Forms & Examples

BAA/ARRA
Contact your local SSC or
Sales Rep. for ordering details

Product Identification



SFIC = Small Format (Best® Style) Interchangeable Core

Finish Codes and Descriptions

Code		Description
605	(US 3)	Bright Brass
606	(US 4)	Satin Brass
609	(US 5)	Antique Brass
612	(US 10)	Satin Bronze
613	(US 10B)	Oil Rubbed Bronze
619	(US 15)	Satin Nickel
622	(US 19)	Matte Black
625	(US 26)	Bright Chromium Plated
626	(US 26D)	Satin Chromium Plated
626AM	▲	Antimicrobial Coating on Satin Chromium
629	(US 32)	Bright Stainless Steel
630	(US 32D)	Satin Stainless Steel
630AM	▲	Antimicrobial Coating on Satin Stainless Steel
643e	(US 11)	Aged Bronze

Standard Features

Certifications	L/LV9000: ANSI/BHMA Certified A156.13-2012, Series 1000, Grade 1 Operational, Grade 1 Security, UL Listed for 3-hour fire door (except L9076 and L9077). With SFIC Interchangeable Core Cylinders: Grade 2 Security. With SFIC Interchangeable Core Cylinders: Grade 3 Security. L400: ANSI/BHMA Certified A156.36-2010, Grade 1, UL Listed for 3-hour fire door.
Case Size	L/LV9000: 4 7/16" x 6 1/16" x 1"; L400: 4 7/16" x 3 5/8" x 1"
Armor Front	L/LV9000: 1 1/4" x 8"; L400: 1 1/4" x 5 9/16"
Deadbolt	1" Throw stainless steel
Latchbolt	3/4" Throw stainless steel with anti-friction tongue
Strike	L/LV9000: 1 1/4" x 4 7/8" Square corner, 1 3/16" lip, box; L400: 1 1/8" x 3 5/8" square corner, box
Backset	2 3/4"
Cylinder	6-Pin solid brass, keyed 6-pin, S123 keyway, keyed different (KD)
Door Range	1 3/4"
Keys	Two nickel silver cut keys per lock, 6-pin, S123 section




L · Functions

ANSI/BHMA Certified A156.13-2012, Series 1000, Grade 1 Operational, Grade 1 Security, UL Listed for 3-hour fire door (except L9076 and L9077).

Mortise Locks Non-Keyed

SCHLAGE ANSI

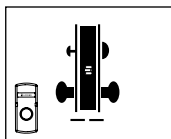
L9010 F01



Passage Latch

Latchbolt retracted by knob/lever from either side at all times. Inside knob/lever is always free for immediate egress.

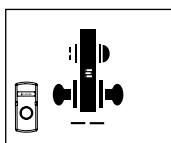
L9040 F22
LV9040



Bath/Bedroom Privacy Lock

Latchbolt retracted by knob/lever from either side unless outside is locked by inside thumbturn. Turning inside knob/lever or closing door unlocks outside knob/lever. To unlock from outside, remove emergency button, insert emergency thumbturn (furnished) in access hole and rotate. Inside knob/lever is always free for immediate egress.

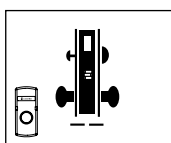
L9044 LV9044



Privacy With Coin Turn Outside

Latchbolt retracted by knob/lever from either side unless outside is locked by inside thumbturn or outside coin turn. Operating inside knob/lever, closing door, rotating inside thumbturn or rotating outside coin turn unlocks outside knob/lever. Specify per L283-056 for Torx® screws. Available with rose trim only.

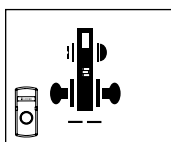
L9440 F19
LV9440



Privacy With Deadbolt

Latchbolt retracted by knob/lever from either side. Deadbolt thrown or retracted by inside thumbturn. Throwing deadbolt locks outside knob/lever. Rotating inside knob/lever simultaneously retracts deadbolt and latchbolt, and unlocks outside knob/lever. To unlock from outside, remove emergency button, insert emergency thumbturn in access hole and rotate. Inside knob/lever is always free for immediate egress.

L9444 LV9444



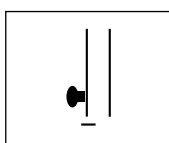
Privacy With Deadbolt and Coin Turn Outside

Latchbolt retracted by knob/lever from either side. Deadbolt thrown or retracted by inside thumbturn or outside coin turn. Throwing deadbolt locks outside knob/lever. Rotating inside knob/lever simultaneously retracts deadbolt and latchbolt, and unlocks outside knob/lever. Rotating outside coin turn retracts deadbolt and unlocks outside knob/lever. Specify per L283-056 for Torx screws. Available with rose trim only. Inside knob/lever is always free for immediate egress.

Mortise Locks Non-Keyed Dummy

SCHLAGE ANSI

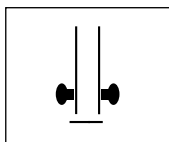
L0170



Half Dummy Trim

Knob/lever on one side fixed by mounting bar. Not for use on wood doors, or with L escutcheon recommend L9175.

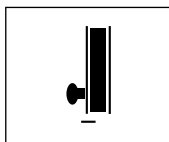
L0172



Full Dummy Trim

Knob/lever on both sides fixed by mounting bar.

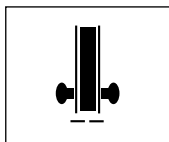
L9175



Half Dummy Trim w/ Lock Case

Fixed knob/lever on one side inoperable. Includes lock case and armored front. Options same as L9176 below.

L9176




Full Dummy Trim w/ Lock Case*

Fixed knob/lever on both sides. Includes lock case and blank armor front. May be ordered with optional XL11-743 armored front with cutout to receive deadbolt.

LV- Vandgard function allows exterior lever to rotate freely down, while remaining securely locked.


** In a double door application where the dummy will be used as the strike, order 10-091 Armored Front Strike separately.*

 180 degree messaging indicator available. See options section for details.

Mortise Locks-Keyed

SCHLAGE ANSI


L9050 F04
LV9050



Entrance/Office Lock

Latchbolt retracted by knob/lever from either side unless outside is made inoperative by key outside or by turning inside thumbturn. When outside is locked, latchbolt is retracted by key outside or by knob/lever inside. Outside knob/lever remains locked until thumbturn is returned to vertical or unlocked by key. Auxiliary latch deadlocks latchbolt when door is locked. Inside knob/lever is always free for immediate egress.

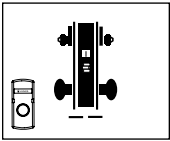
L9056 LV9056



L9050 With Automatic Unlocking

Latchbolt retracted by knob/lever from either side unless outside is made inoperative by key outside or by rotating inside thumbturn. Outside knob/lever unlocked by key outside, thumbturn or closing door. Rotating inside knob/lever simultaneously retracts latchbolt and unlocks outside knob/lever. Auxiliary latch deadlocks latchbolt when door is locked. Inside knob/lever is always free for immediate egress.


L9060 F09
LV9060



Apartment Entrance Lock

Latchbolt retracted by knob/lever from either side unless outside is locked by key from inside. When locked, latchbolt retracted by key outside or knob/lever inside. Auxiliary latch deadlocks latchbolt when door is locked. Inside knob/lever is always free for immediate egress.


L9070 F05
LV9070



Classroom Lock

Latchbolt retracted by knob/lever from either side unless outside is locked by key. Unlocked from outside by key. Inside knob/lever always free for immediate exit. Auxiliary latch deadlocks latchbolt when door is locked. Inside knob/lever is always free for immediate egress.


L9071 F32
LV9071



Classroom Security Lock

Latchbolt retracted by knob/lever from either side unless outside is locked by key from either side. Auxiliary latch deadlocks latchbolt when door is locked. Inside knob/lever is always free for immediate egress.

L9076 F06
LV9076



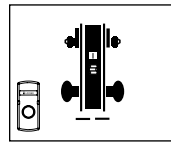
Classroom Holdback Lock

Latchbolt retracted by knob/lever from either side unless outside is locked by key. When locked, latchbolt retracted by key outside or knob/lever inside. Auxiliary latch deadlocks latchbolt when door is locked. Depress inside knob/lever and turn key 360° for holdback feature. Inside lever is always free for immediate egress.

Mortise Locks-Keyed

SCHLAGE ANSI

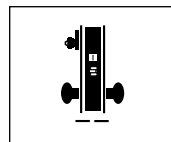
L9077 LV9077



Classroom Security Holdback Lock

Latchbolt retracted by knob/lever from either side unless outside is locked by key from either side. When locked, latchbolt retracted by key outside or knob/lever inside. Auxiliary latch deadlocks latchbolt when door is locked. In locked state, depress inside knob/lever and turn key 360° to engage holdback and unlock door. Inside knob/lever is always free for immediate egress.

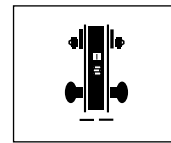
L9080 F07
LV9080



Storeroom Lock

Latchbolt retracted by key outside or by knob/lever inside. Outside knob/lever always inoperative. Auxiliary latch deadlocks latchbolt when door is locked. Inside knob/lever is always free for immediate egress.

L9082 F30
LV9082



Institution Lock*

Latchbolt retracted by key from either side. Knob/lever on both sides always inoperative. Auxiliary latch deadlocks latchbolt when door is locked.

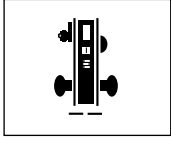
LV- Vandgard function allows exterior lever to rotate freely down, while remaining securely locked.

*** Caution:** Double cylinder locks on residences and any door in any structure which is used for egress are a life safety hazard in times of emergency and their use is not recommended. Installation should be in accordance with existing codes only.

Mortise Locks-Keyed with Deadbolt

SCHLAGE ANSI

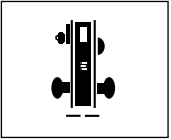
**L9453
LV9453** **F20**



Entrance/Office Lock with Deadbolt

Latchbolt retracted by knob/lever from either side unless outside is locked by 20° rotation of thumbturn. Deadbolt thrown or retracted by 90° rotation of thumbturn. When locked, key outside or knob/lever inside retracts deadbolt and latchbolt simultaneously. Outside knob/lever remains locked until thumbturn is restored to vertical position. Throwing deadbolt automatically locks outside knob/lever. Auxiliary latch deadlocks latchbolt when door is locked. Inside knob/lever is always free for immediate egress.

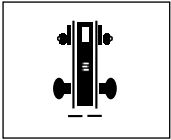
**L9456
LV9456** **F13**



Corridor Lock

Latchbolt retracted by knob/lever from either side. Deadbolt thrown or retracted by key outside or inside thumbturn. Throwing deadbolt locks outside knob/lever. Turning inside knob/lever simultaneously retracts deadbolt and latchbolt and unlocks outside knob/lever. Inside knob/lever is always free for immediate egress.

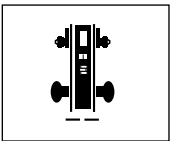
**L9457
LV9457** **F33**



Classroom Security Lock w/ Deadbolt

Latchbolt retracted by knob/lever from either side. Deadbolt thrown or retracted by key from either side. Throwing deadbolt locks outside knob/lever. Turning inside knob/lever simultaneously retracts deadbolt and latchbolt and unlocks outside knob/lever. Inside knob/lever is always free for immediate egress.

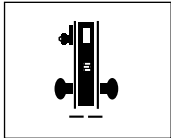
**L9458
LV9458** **F34**



Classroom Security Lock w/ Deadbolt and Auxiliary Latch

Latchbolt operated by lever from either side except when outside lever is lock from inside or outside by key. Deadbolt retracted by key from inside or outside. Operating inside lever retracts both bolts and unlocks outside. Auxiliary deadlatch when door is locked. Inside knob/lever is always free for immediate egress.

L9465



Closet/Storeroom Lock

Latchbolt retracted by knob/lever from either side. Deadbolt thrown or retracted by key outside.

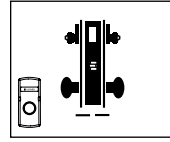
*** Caution:** Double cylinder locks on residences and any door in any structure which is used for egress are a life safety hazard in times of emergency and their use is not recommended. Installation should be in accordance with existing codes only.

 180 degree messaging indicator available. See options section for details.

Mortise Locks-Keyed with Deadbolt

SCHLAGE ANSI

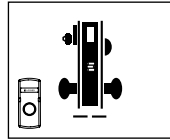
L9466 **F14**



Store/Utility Room Lock*

Latchbolt retracted by knob/lever from either side. Deadbolt thrown or retracted by key from either side.

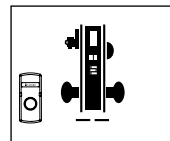
L9473 **F21**



Dormitory/Bedroom Lock

Latchbolt retracted by knob/lever from either side. Deadbolt thrown or retracted by key outside or thumbturn inside.

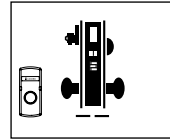
**L9480
LV9480**



Storeroom Lock With Deadbolt

Latchbolt retracted by key outside or by lever or knob inside. Outside knob/lever always fixed. Deadbolt thrown or retracted by key outside or thumbturn inside. Turning inside knob/lever simultaneously retracts both deadbolt and latchbolt. Auxiliary latch deadlocks latchbolt when door is locked. Inside knob/lever is always free for immediate egress.

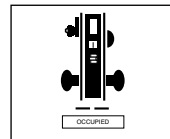
**L9485
LV9485**



Faculty Restroom Lock

Latchbolt retracted by key outside or by knob/lever inside. Outside knob/lever always fixed. Deadbolt thrown or retracted by inside thumbturn. When deadbolt is thrown, all keys become inoperative except emergency or display keys. Turning inside knob/lever retracts both deadbolt and latchbolt simultaneously. Auxiliary latch deadlocks latchbolt when door is locked. Inside knob/lever is always free for immediate egress. Not available in SFIC or Everest SL.

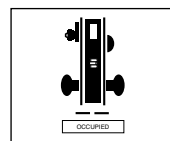
**L9486
LV9486**



L/LV9485 with 09-611 indicator

Adds 09-611 "Do Not Disturb" indicator to L/LV9485. Specify L583-375 for "Occupied". NOTE: This is the "old style" indicator, not the 180 degree indicator available on most other functions

**L9496
LV9496**



L/LV9456 with 09-611 indicator

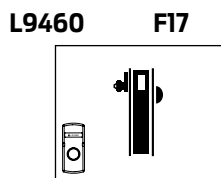
Adds 09-611 "Occupied" indicator to L/LV9456. NOTE: This is the "old style" indicator, not the 180 degree indicator available on most other functions

LV- Vandlgard function allows exterior lever to rotate freely down, while remaining securely locked.

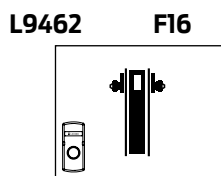
**ANSI/BHMA Certified A156.5-2001, Grade 1,
UL Listed for 3-hour fire door.**

Mortise Locks-Keyed Deadbolts

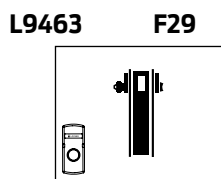
SCHLAGE ANSI



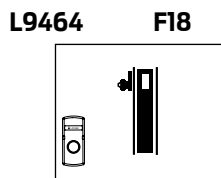
Cylinder x Thumbturn Lock
Deadbolt thrown or retracted by key outside or thumbturn inside.



Double Cylinder Lock*
Deadbolt operated by key from either side.



Classroom Lock
Deadbolt thrown or retracted by key from outside. Inside thumbturn cylinder retracts deadbolt but cannot project it.

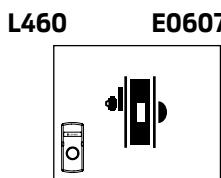


Cylinder Lock
Deadbolt thrown or retracted by key from one side. No trim on opposite side.

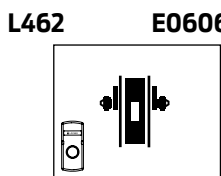
LV- Vandlgard function allows exterior lever to rotate freely down, while remaining securely locked.

Mortise Locks-Small Case Deadbolts

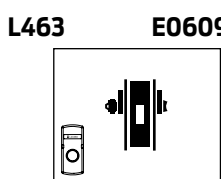
SCHLAGE ANSI



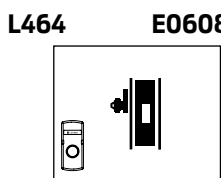
Cylinder x Thumbturn Lock
Deadbolt thrown or retracted by key outside or thumbturn inside.



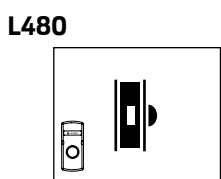
Double Cylinder Lock*
Deadbolt operated by key from either side.



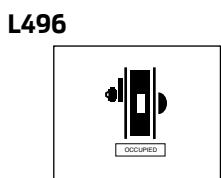
Classroom Lock
Deadbolt thrown or retracted by key from outside. Inside thumbturn cylinder retracts deadbolt but cannot project it.



Cylinder Lock
Deadbolt thrown or retracted by key from one side. No trim on opposite side.




Door Bolt
Deadbolt thrown or retracted by thumbturn from one side. No trim on opposite side.



Deadbolt With "OCCUPIED" Indicator
Deadbolt thrown or retracted by key outside or thumbturn inside. When deadbolt is thrown "OCCUPIED" plate is displayed.

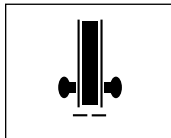
*** Caution:** Double cylinder locks on residences and any door in any structure which is used for egress are a life safety hazard in times of emergency and their use is not recommended. Installation should be in accordance with existing codes only.

 180 degree messaging indicator available. See options section for details.

Special Functions

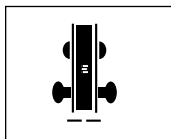
SCHLAGE

L9110 x XL11-741




Double Dummy With Active Trim
Knob/lever both sides always active. Includes lock case and armor front. Specify per XL11-741. May be ordered with optional XL11-743 armor front with cutout to receive deadbolt only.

L9040 x XL11-446 LV9040



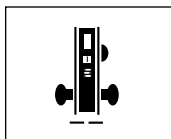
Privacy With Turns Both Sides
Latchbolt retracted by knob/lever from either side unless outside is locked by inside or outside thumbturn. Operating inside knob/lever, closing door or rotating either thumbturn unlocks outside knob/lever. Specify per XL11-446.

L9066 x XL11-897




Storeroom Lock*
Key in either cylinder locks or unlocks both levers. When locked, latchbolt retracted by key either side. Specify per XL11-897.

L9412 x XL11-907




Exit Lock With Deadbolt
Latchbolt retracted by knob/lever inside. Outside knob/lever always fixed. Deadbolt thrown or retracted by inside thumbturn. Turning inside knob/lever retracts both deadbolt and latchbolt simultaneously. Auxiliary latch deadlocks latchbolt when door is locked. Specify per XL11-907.

L9460 x XL11-635



L9460 With Fixed Dummy Trim
Knob/lever both sides fixed. Deadbolt thrown or retracted by key outside or thumbturn inside. Specify per XL11-635.

L9460, L9462, L9464 x XL11-886



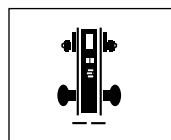
Deadbolt With Retraction By Inside Lever or Knob
L9460: Deadbolt thrown or retracted by key outside or thumbturn inside. Outside knob/lever always fixed. Inside knob/lever active when deadbolt is extended. Rotating inside knob/lever will retract deadbolt.
L9462: Same as above, except deadbolt thrown or retracted by key from either side.
L9464 (shown): Same as above, except deadbolt thrown or retracted by key from one side. Specify desired function per XL11-886.

Note: 1) For pricing on special functions, see "Special Options" page

Special Functions


SCHLAGE

L9482 x XL11-543 LV9482



Institution Lock With Deadbolt*
Latchbolt retracted by key from either side. Knob/lever on both sides always inoperative. Deadbolt thrown or retracted by key either side. Auxiliary latch deadlocks latchbolt when door is locked. Specify per XL11-543.

L9485 x XL11-557



Prison Function Lock
Latch retracted by key outside or knob inside. Outside knob always free spinning. Deadbolt only thrown or retracted by guard's key. Inside knob becomes fixed when deadbolt is thrown. Auxiliary latch deadlocks latchbolt when door is locked. Prisoner's key only retracts latchbolt. Furnished standard with tamper resistant Torx® screws. Specify per XL11-557. Only available in knob trim.

LV- Vandlgard function allows exterior lever to rotate freely down, while remaining securely locked.


* **Caution:** Double cylinder locks on residences and any door in any structure which is used for egress are a life safety hazard in times of emergency and their use is not recommended. Installation should be in accordance with existing codes only.

L909x EL/EU Electrified Locks

All locks feature automatic detection and operation with 12 or 24V DC, and a case-mounted switch that allows customer selection of EL (fail safe) or EU (fail secure) operation. Please specify lock function as EL or EU for default switch position. Locks also come standard with Allegion Connect molex connector with 3" lead. Allegion Connect is a molex connector system that allows rapid installation of locks when used with Allegion Connect Harnesses (see page 193) and Allegion Connect Hinges (see Ives pricebook). For more information speak with your sales representative. The molex connector can also be cut off so that the lock can be installed with traditional splicing.

Available options for electrified functions: Request to Exitspecify RX in the option string
 Latchbolt Monitor.....specify LX in the option string
 Door Position Sensor ...specify DPS in the option string (non deadbolt models only)
 Deadbolt Monitorspecify DM in the option string (deadbolt models only)

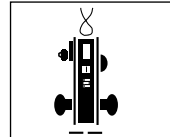
**L9090EL
L9090EU**



Electrically locking/unlocking outside lever, no cylinder

Outside knob/lever continuously locked (EL) or unlocked (EU) by 12 or 24V DC. Inside lever always free for immediate egress.

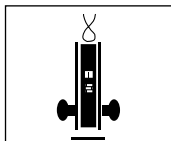
**L9492EL
L9492EU**



Electrically locking/unlocking outside lever, outside cylinder, inside thumbturn, with deadbolt

Outside knob/lever continuously locked (EL) or unlocked (EU) by 12 or 24V DC. Deadbolt thrown or retracted by key outside or thumbturn inside. Turning inside knob/lever retracts deadbolt and opens door. When unlocked, rotating outside lever retracts deadbolt and opens door. Aux latch deadlocks latchbolt when door is shut. Inside lever always free for immediate egress.


**L9091EL
L9091EU**



Electrically locking/unlocking both levers, no cylinder

Inside and outside knob/lever continuously locked (EL) or unlocked (EU) by 12 or 24V DC.


**L9493EL
L9493EU**



Electrically locking/unlocking both levers, outside cylinder, inside thumbturn, with deadbolt

Inside and outside knob/lever continuously locked (EL) or unlocked (EU) by 12 or 24V DC. Deadbolt thrown or retracted by key outside or thumbturn inside. When unlocked, rotating inside or outside lever retracts deadbolt and opens door. Aux latch deadlocks latchbolt when door is shut.

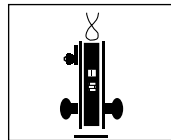
**L9092EL
L9092EU**



Electrically locking/unlocking outside lever, Outside cylinder (replaces L9080EL/EU)

Outside knob/lever continuously locked (EL) or unlocked (EU) by 12 or 24V DC. Latchbolt retracted by key outside or knob/lever inside. Aux latch deadlocks latchbolt when door is locked. Inside lever always free for immediate egress.


**L9093EL
L9093EU**



Electrically locking/unlocking both levers, Outside cylinder

Inside and outside knob/lever continuously locked (EL) or unlocked (EU) by 12 or 24V DC. Latchbolt retracted by key outside. EL is fail safe (power failure allows either knob/lever to retract latchbolt); EU is fail secure (power failure locks both knobs/levers). Aux latch deadlocks latchbolt when door is locked

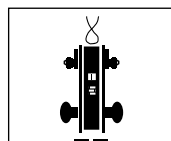
**L9494EL
L9494EU**



Electrically locking/unlocking outside lever, inside and outside cylinders, with deadbolt

Outside knob/lever continuously locked (EL) or unlocked (EU) by 12 or 24V DC. Deadbolt thrown or retracted by key outside or inside. Turning inside knob/lever retracts deadbolt and opens door. When unlocked, rotating outside lever retracts deadbolt and opens door. Aux latch deadlocks latchbolt when door is shut. Inside lever always free for immediate egress.

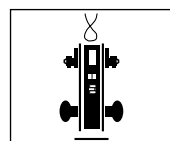
**L9094EL
L9094EU**



Electrically locking/unlocking outside lever, Inside and outside cylinder

Outside knob/lever continuously locked (EL) or unlocked (EU) by 12 or 24V DC. Latchbolt retracted by key inside or outside or knob/lever inside. Aux latch deadlocks latchbolt when door is locked. Inside lever always free for immediate egress.

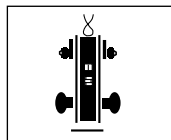
**L9495EL
L9495EU**



Electrically locking/unlocking both levers, inside and outside cylinders, with deadbolt

Inside and outside knob/lever continuously locked (EL) or unlocked (EU) by 12 or 24V DC. Deadbolt thrown or retracted by key outside or inside. When unlocked, rotating inside or outside lever retracts deadbolt and opens door. Aux latch deadlocks latchbolt when door is shut.

**L9095EL
L9095EU**



Electrically locking/unlocking both levers, Inside and outside cylinder (replaces L9082EL/EU)

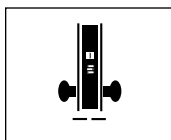
Inside and outside knob/lever continuously locked (EL) or unlocked (EU) by 12 or 24V DC. Latchbolt retracted by key inside or outside. Aux latch deadlocks latchbolt when door is locked.

L · Functions

LM9300 MultiPoint Lock

For use only with MultiPoint Lock Tornado, Tornado Shutter, Hurricane, or Security solution. Solution requires door and rod set sold through Steelcraft. Please contact your local sales representative for more details. Please specify handing on order (LM9300 handing not field reversible).


LM9310



Passage Latch

Latchbolt retracted by knob/lever from either side at all times. Inside and outside knob/lever is always free for immediate egress. Auxiliary latch deadlocks latchbolt when door is closed.

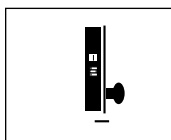
LM9370 LMV9370



Classroom Lock

Latchbolt retracted by knob/lever from either side unless outside is locked by key. When outside is locked, latchbolt is retracted by key and knob/lever outside or by knob/lever inside. Inside knob/lever is always free for immediate egress. Auxiliary latch deadlocks latchbolt when door is closed.


LM9325



Exit Lock

Latchbolt retracted by knob/lever from inside at all times. No trim on outside. Auxiliary latch deadlocks latchbolt when door is closed.


LM9371 LMV9371



Classroom Security Lock

Latchbolt retracted by knob/lever from either side unless outside is locked by key from either side. When outside is locked, latchbolt is retracted by key and knob/lever outside or by knob/lever inside. Inside knob/lever is always free for immediate egress. Auxiliary latch deadlocks latchbolt when door is closed.


LM9350 LMV9350



Office and Inner Entry Lock


Latchbolt retracted by knob/lever from either side unless outside is made inoperative by key outside or by turning inside thumbturn. When outside is locked, latchbolt is retracted by key and knob/lever outside or by knob/lever inside. Outside knob/lever remains locked until thumbturn is returned to vertical or unlocked by key. Inside knob/lever is always free for immediate egress. Auxiliary latch deadlocks latchbolt when door is closed.

LM9380 LMV9380



Storeroom Lock

Latchbolt retracted by outside knob/lever after key inserted and turned 280° or anytime by inside lever. Auxiliary latch deadlocks latchbolt when door is closed. Inside knob/lever is always free for immediate egress. Specify handing on order.

 180 degree messaging indicator available. See options section for details.

this page intentionally left blank

Cast or Forged Lever Designs with Wrought Roses

MORTISE

L-12

<p>01</p>	<p>02</p>	<p>03</p>	<p>05</p>
<p>06</p> <p>Not available with C Rose</p>	<p>07</p>	<p>12</p> <p>specify hand</p>	<p>17</p>
<p>18</p>	<p>LAT</p>	<p>LON</p>	<p>OME</p>
<p>Accent (ACC)</p> <p>specify hand</p>	<p>Asti (AST)</p> <p>specify hand</p>	<p>Merano (MER)</p> <p>specify hand</p>	
<p>Ligature Resistant Lever SL1</p>	<p>Ligature Resistant Knob SK1</p>	<p>41</p>	<p>42</p>

Note: Above images shown with A Rose. (except for ligature resistant trim)

Wrought Rose Designs

<p>A</p> <p>2 1/8" (54 mm) diameter</p>	<p>B</p> <p>2 9/16" (65mm) diameter</p>	<p>C (not available 612 or 613 finish)</p> <p>2 5/8" (66mm) diameter</p>	<p>AVA (ACC lever only)</p> <p>2 5/8" (66mm) diameter</p>	<p>MER (MER lever only)</p> <p>2 5/8" (66mm) diameter</p>
--	--	---	--	--

L-Series (A, B or C Rose Trim) - Standard Collection levers

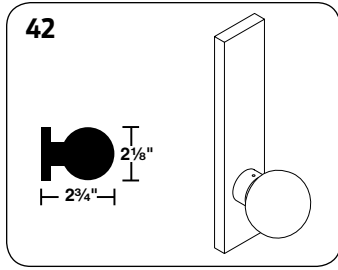
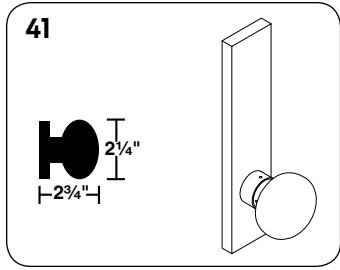
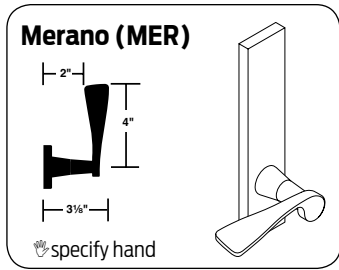
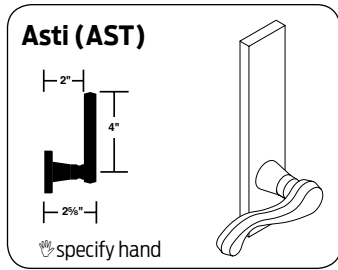
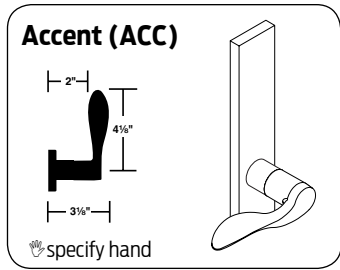
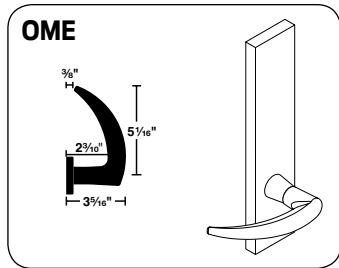
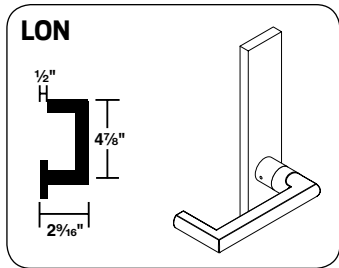
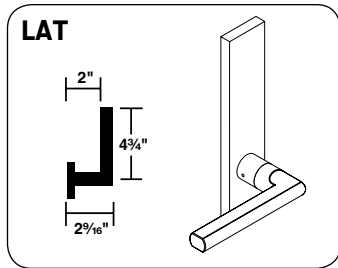
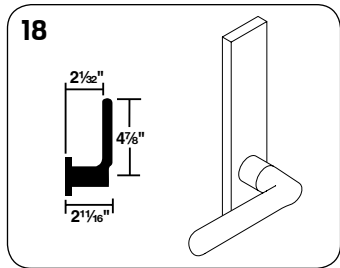
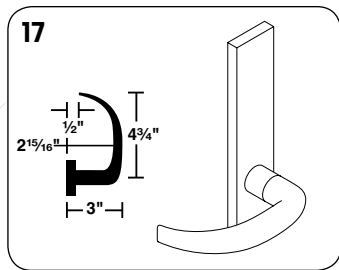
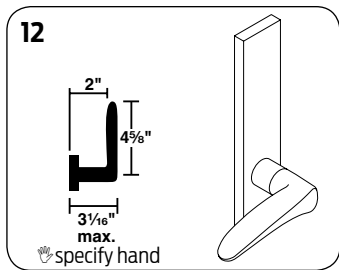
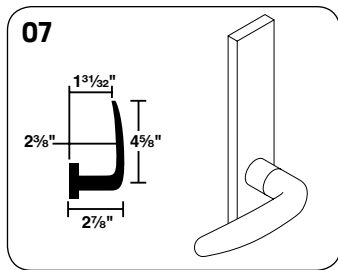
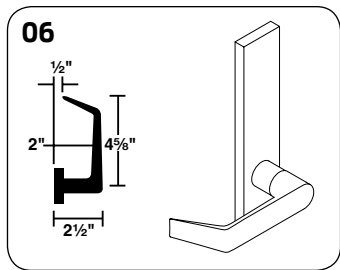
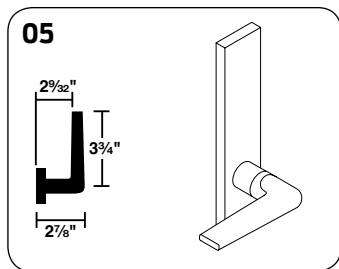
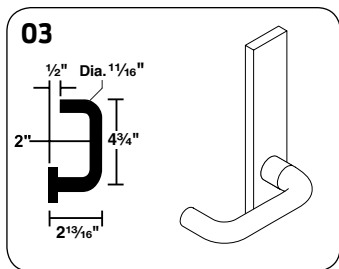
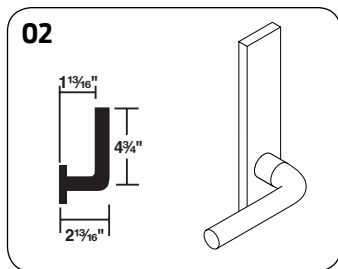
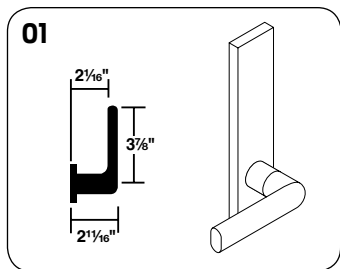
Function	Add \$87 for Vandigard Option	Add \$889 MultiPoint Lock	Description	Lever or Knob Designs and Finishes					
				03	06 07 12 17 OME	03 06 07 12 17 OME	Ligature-Resistant SKI#	Ligature-Resistant SLI#	
				‡: 01, 02, 05, 18, 41, 42, LAT*, LON* ACC †, AST †, MER † * Not available 612, 613 † Not available 612, 613, 629, 630					
				Finishes					
				626	626	605 606 609 612 619 622 625 643e	613 629 630	630	630
Keyless Functions									
L9010			Passage	\$517	\$627	\$639	\$657	\$1,449	\$1,677
LM9325			Exit - MultiPoint Lock Only	1,491	1,601	1,613	1,631	-	-
L9040			Privacy	611	721	733	751	1,543	1,771
L9044			Privacy w/ coin turn	673	783	795	813	-	-
L9090&91 EL&EU			Electrified Lock (keyless)	899	1,009	1,021	1,039	1,831	2,059
L9440			Privacy w/ deadbolt	720	830	842	860	1,652	1,880
L9444			Privacy w/ deadbolt and coin turn	780	890	902	920	-	-
L0170			Single dummy	169	224	230	240	-	-
L0172			Double dummy	345	455	467	485	-	-
L9175			Single dummy with case	281	336	342	352	-	-
L9176			Double dummy with case	444	554	566	584	-	-
Keyed Single Cylinder Functions									
L9050P			Entrance/Office	694	804	816	834	1,626	1,854
L9056P			Entrance/Office with auto unlocking	768	878	890	908	1,700	1,928
L9070P			Classroom	694	804	816	834	1,626	1,854
L9076P		Classroom holdback							
L9080P		Storeroom							
L9092P&93P EL&EU			Electrified Lock (outside cylinder)	979	1,089	1,101	1,119	1,911	2,139
L9453P			Entrance w/ deadbolt	720	830	842	860	1,652	1,880
L9456P		Corridor w/ deadbolt							
L9465P		Closet/Storeroom w/ deadbolt							
L9473P		Dorm/Bedroom w/ deadbolt							
L9480P			Storeroom w/ deadbolt	800	910	922	940	1,732	1,960
L9485P**			Faculty Restroom	768	878	890	908	1,700	1,928
L9486P			Faculty restroom with 09-611 "Do not disturb" indicator	799	909	921	939	1,731	1,959
L9492P&93P EL&EU			Electrified lock (outside cylinder, inside thumbturn, deadbolt)	1,003	1,113	1,125	1,143	1,935	2,163
L9496P			Privacy w/ Deadbolt & 09-611 L583-375 "Occupied" indicator	799	909	921	939	1,731	1,959
Keyed Double Cylinder Functions									
L9060P			Apartment entrance	774	884	896	914	1,706	1,934
L9071P			Classroom security						
L9077P			Classroom security holdback						
L9082P			Institution						
L9094P&95P EL&EU			Electrified Lock (Inside and outside cylinder)	1,059	1,169	1,181	1,199	1,991	2,219
L9457P			Classroom security w/ deadbolt	798	908	920	938	1,730	1,958
L9458P			Classroom security w/ deadbolt & aux latch						
L9466P			Storeroom w/ deadbolt	774	884	896	914	1,706	1,934
L9494P&95P EL&EU			Electrified lock (inside and outside cylinder, deadbolt)	1,083	1,193	1,205	1,223	2,015	2,243
** Specify door hand for faculty restroom locks. Faculty Restroom locks are furnished 0-bitted with two 6-pin keys unless otherwise specified. Emergency keys must be ordered separately.									
# Specify XL11-000 in comments when ordering ligature-resistant knob and XL12-482 when ordering ligature-resistant lever. Price includes lever/knob, thumbturn & cylinder ring as appropriate. Not available less components or cylinders; less core is available. Mixed trim ligature resistant knob and lever available - specify both XL11-000 and XL12-482 in comments.									

Notes: 1) For the Everest 29 T and Everest D family of restricted keyways (Quad, Numbered, Reversed) add \$16.00. This does not apply to Primus families. See **Terms and Conditions** for more information.

Cast or Forged Lever Designs with Cast, Forged, or Wrought Escutcheons

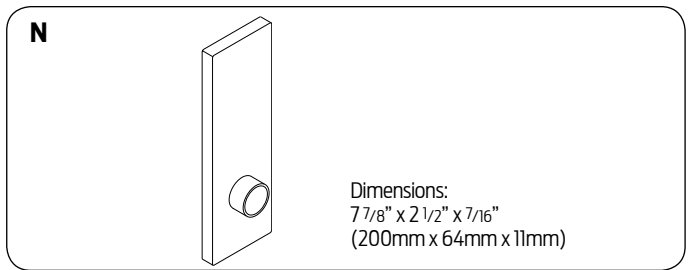
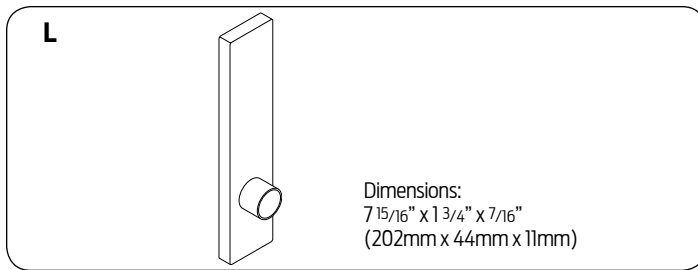
MORTISE

L-14



Note: Above images shown with L Escutcheon.

Cast/Forged (L) or Wrought (N)



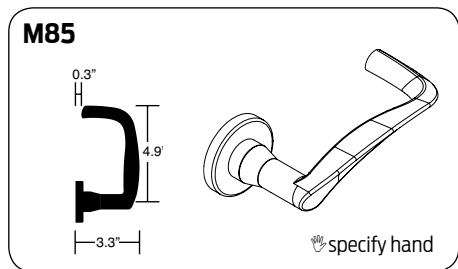
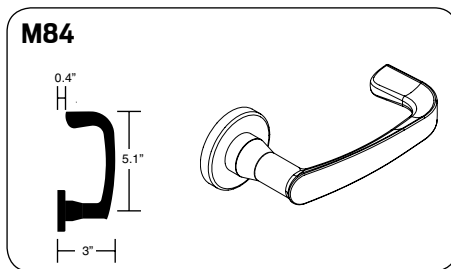
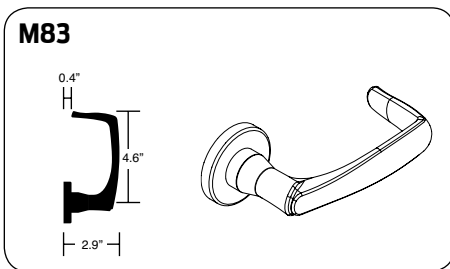
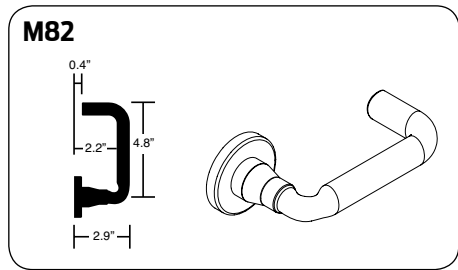
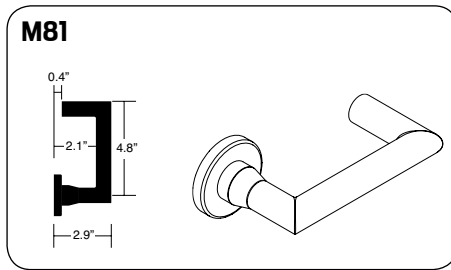
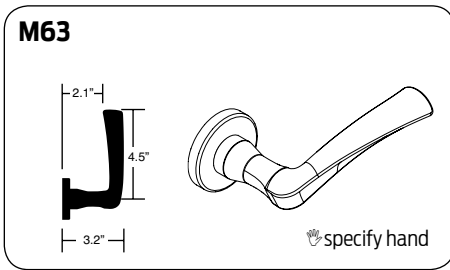
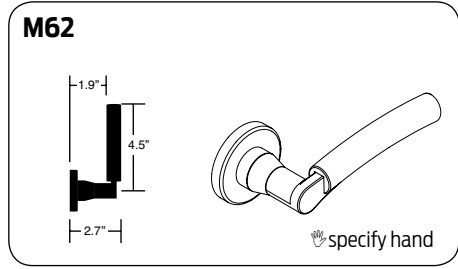
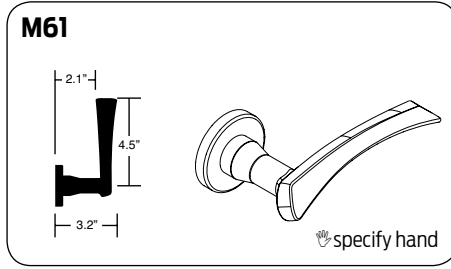
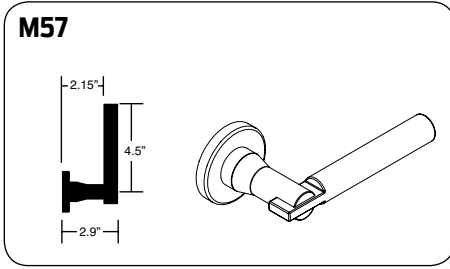
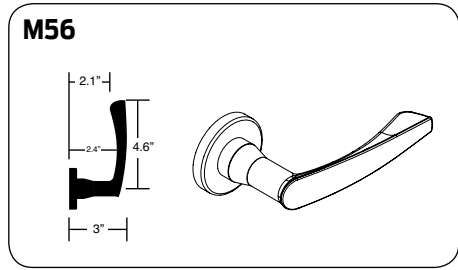
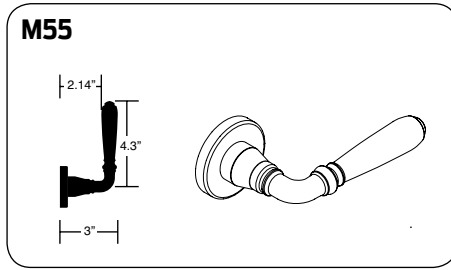
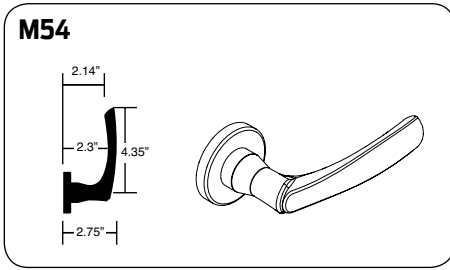
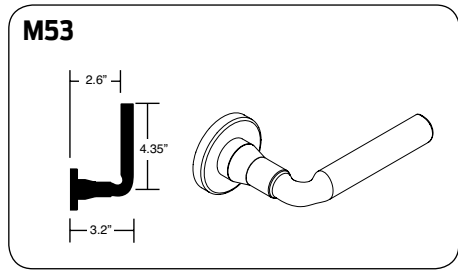
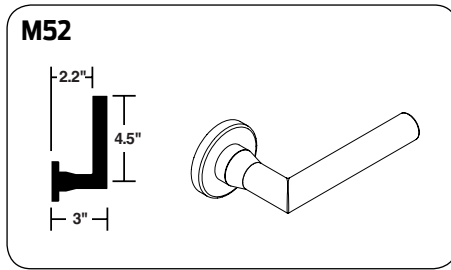
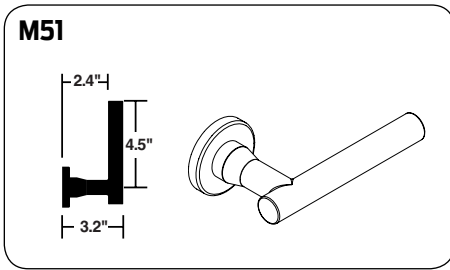
L-Series (L or N Escutcheon) - Standard Collection Levers						
Function	Add \$87 for Vandgard Option	Add \$889 MultiPoint Lock	Description	Lever or Knob Designs and Finishes		
				Standard Lead time: 03, 06, 07, 12 [☼] , 17, OME		
				☼: 01, 02, 05, 18, 41, 42, LAT*, LON*, ACC ^{☼†} , AST ^{☼†} , MER ^{☼†} , * Not available 612, 613 † Not available 612, 613, 629, 630		
				Finishes		
				626	605 606 609 612 619 622 625 643e	613 629 630
Keyless Functions						
L9010		•	Passage	654	666	684
L9040		•	Privacy	748	760	778
L9044*		•	Privacy w/ Coin Turn and Outside Indicator (N Escutcheon Only)	910	922	940
L9444*		•	Privacy w/ Deadbolt, Coin Turn and Outside Indicator (N Escutcheon Only)	1017	1029	1047
L9090&91 EL&EU			Electrified Lock (keyless)	1,036	1,048	1,066
L9440		•	Privacy w/ Deadbolt	857	869	887
L0170			Single Dummy (N Escutcheon Only)	251	263	281
L0172			Double Dummy	482	494	512
L9175			Single Dummy with Case	363	375	393
L9176			Double Dummy with Case	581	593	611
Keyed Single Cylinder Functions						
L9050P		•	Entrance/Office	831	843	861
L9056P		•	Entrance/Office w/ Auto Unlocking	905	917	935
L9070P		•	Classroom	831	843	861
L9076P		•	Classroom Holdback			
L9080P		•	Storeroom			
L9092P&93P EL&EU			Electrified Lock (outside cylinder)	1,116	1,128	1,146
L9453P		•	Entrance/Office w/ Deadbolt	857	869	887
L9456P		•	Corridor w/ Deadbolt			
L9465P			Closet/Storeroom w/ Deadbolt			
L9473P			Dorm/Bedroom w/ Deadbolt			
L9480P		•	Storeroom w/ Deadbolt	937	949	967
L9485P**		•	Faculty Restroom	905	917	935
L9492P&93P EL&EU			Electrified lock (outside cylinder, inside thumbturn, deadbolt)	1,140	1,152	1,170
Keyed Double Cylinder Functions						
L9060P		•	Apartment Entrance	\$911	\$923	\$941
L9071P		•	Classroom Security			
L9077P		•	Classroom Security Holdback			
L9082P		•	Institution			
L9094P&95P EL&EU			Electrified Lock (Inside and outside cylinder)	1,196	1,208	1,226
L9457P		•	Classroom Security w/ Deadbolt	935	947	965
L9458P		•	Classroom Security w/ Deadbolt & Aux Latch			
L9466P			Storeroom w/ Deadbolt	911	923	941
L9494P&95P EL&EU			Electrified lock (inside and outside cylinder, deadbolt)	1,220	1,232	1,250
* Not available less indicator or in 612, 613 finish. Indicator price already included.						
** Specify door hand for faculty restroom locks. Faculty restroom locks are furnished 0-bitted with two 6-pin keys unless otherwise specified. Emergency keys must be ordered separately.						

- Notes:**
- 1) For the Everest 29 T and Everest D family of restricted keyways (Quad, Numbered, Reversed) add \$16.00. This does not apply to Primus families. See **Terms and Conditions** for more information.
 - 2) L escutcheon available 1 3/8" - 2 1/2" doors non-Vandlgard functions, 1 3/4" - 2 1/2" doors on Vandlgard functions. N escutcheon available 1 3/4" - 2 1/4" non-Vandlgard and Vandlgard functions

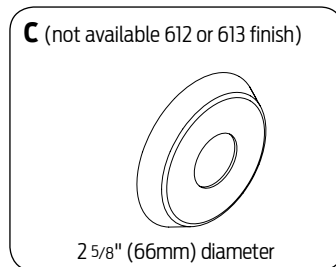
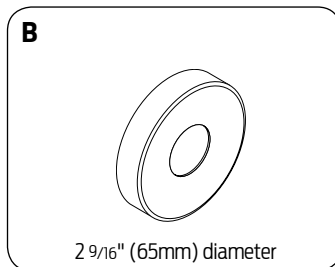
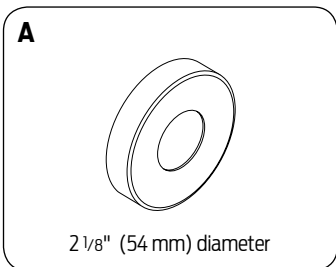
Cast or Forged Lever Designs with Wrought Roses

MORTISE

L-16



Wrought Rose Designs



Note: Above images shown with A Rose.

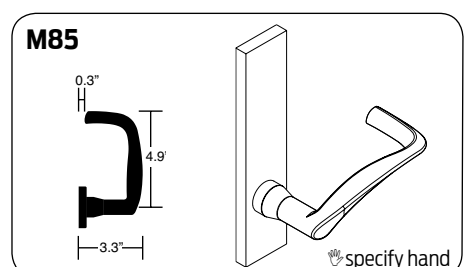
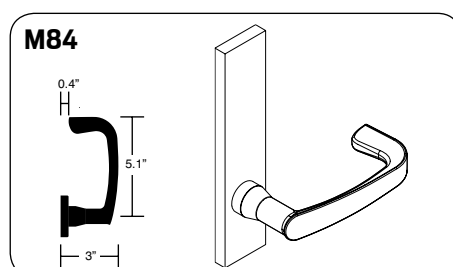
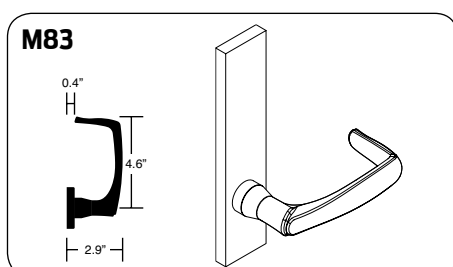
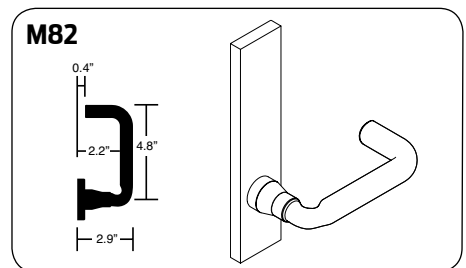
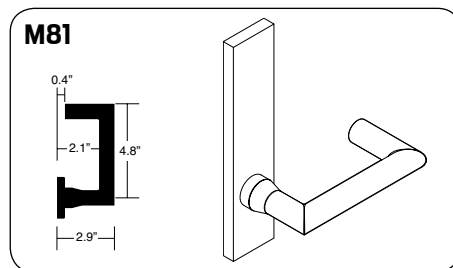
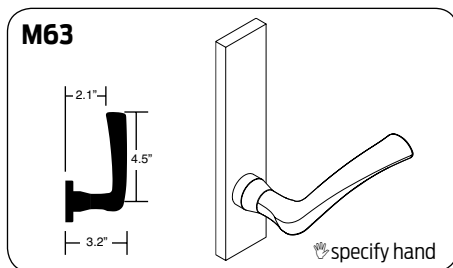
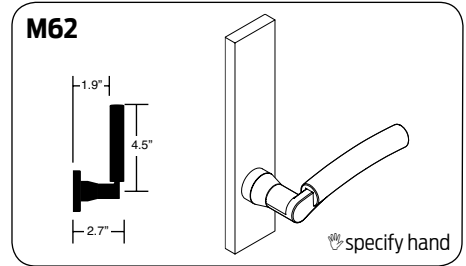
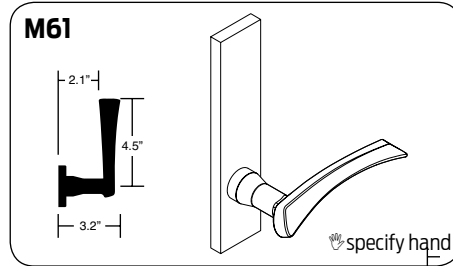
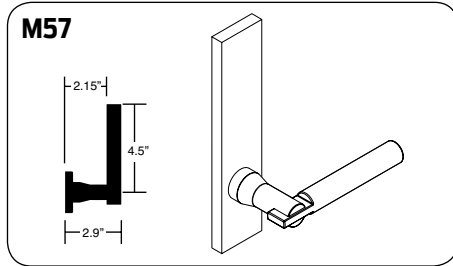
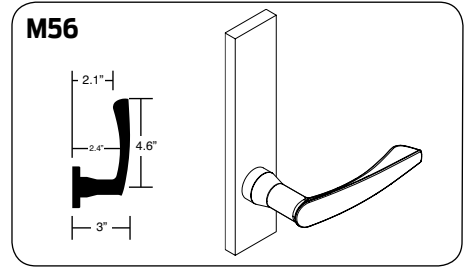
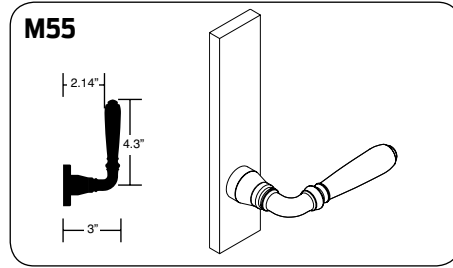
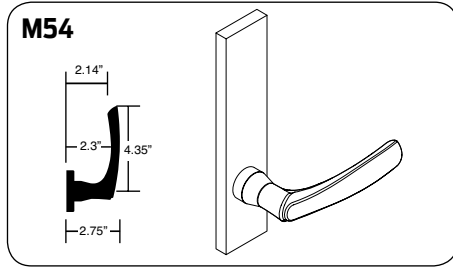
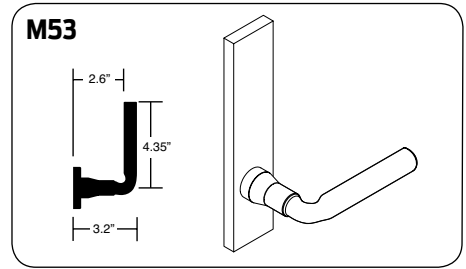
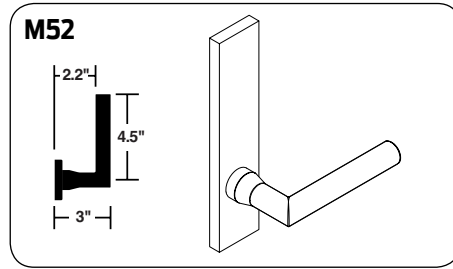
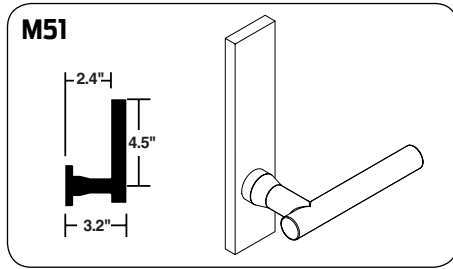
L-Series (A, B or C Rose Trim) - M Collection Levers				
Function	Add \$87 for Vandigard Option	Add \$889 MultiPoint Lock	Description	Lever Designs
				Standard Lead time: M51, M52, M81 ⌘: M54, M56, M61⌘, M63⌘, M83, M84, M85 ⌘: M53, M55, M57†, M62⌘†, M82 † Available 629 and 630 only
				Finishes
				605 606 609 619 622 625 626 629 630 643e
Keyless Functions				
L9010		.	Passage	\$657
LM9325			Exit - MultiPoint Lock Only	1,631
L9040	.		Privacy	751
L9044	.		Privacy w/ Coin Turn	813
L9090&91 EL&EU			Electrified Lock (keyless)	1,039
L9440	.		Privacy w/ Deadbolt	920
L9444	.		Privacy w/ Deadbolt and Coin Turn	920
L0170			Single Dummy	240
L0172			Double Dummy	485
L9175			Single Dummy with Case	352
L9176			Double Dummy with Case	584
Keyed Single Cylinder Functions				
L9050P	.	.	Entrance/Office	\$834
L9056P	.		Entrance/Office w/ Auto Unlocking	908
L9070P	.	.	Classroom	834
L9076P	.		Classroom Holdback	
L9080P	.	.	Storeroom	860
L9092P&93P EL&EU			Electrified Lock (outside cylinder)	
L9453P	.		Entrance/Office w/ Deadbolt	
L9456P	.		Corridor w/ Deadbolt	
L9465P			Closet/Storeroom w/ Deadbolt	
L9473P			Dorm/Bedroom w/ Deadbolt	
L9480P	.		Storeroom w/ Deadbolt	
L9485P**	.		Faculty Restroom	
L9486P			Faculty restroom with 09-611 "Do not disturb" indicator	
L9492P&93P EL&EU			Electrified lock (outside cylinder, inside thumbturn, deadbolt)	
L9496P			Privacy w/ Deadbolt & 09-611 L583-375 "Occupied" indicator	939
Keyed Double Cylinder Functions				
L9060P	.		Apartment Entrance	\$914
L9071P	.	.	Classroom Security	
L9077P	.		Classroom Security Holdback	
L9082P	.		Institution	
L9094P&95P EL&EU			Electrified Lock (Inside and outside cylinder)	1,199
L9457P	.		Classroom Security w/ Deadbolt	938
L9458P	.		Classroom Security w/ Deadbolt & Aux Latch	
L9466P			Storeroom w/ Deadbolt	914
L9494P&95P EL&EU			Electrified lock (inside and outside cylinder, deadbolt)	1,223
**	Specify door hand for faculty restroom locks. Faculty restroom locks are furnished 0-bitted with two 6-pin keys unless otherwise specified. Emergency keys must be ordered separately.			

Notes: 1) For the Everest 29 T and Everest D family of restricted keyways (Quad, Numbered, Reversed) add \$16.00. This does not apply to Primus families. See **Terms and Conditions** for more information.

Cast or Forged Lever Designs with Cast, Forged, or Wrought Escutcheons

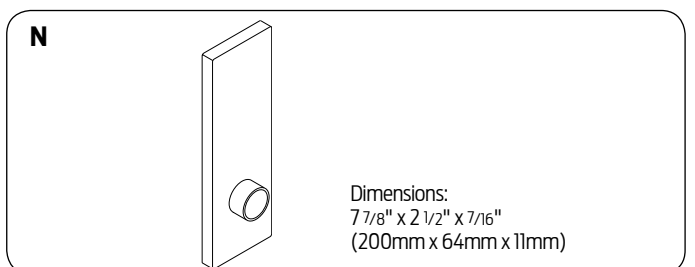
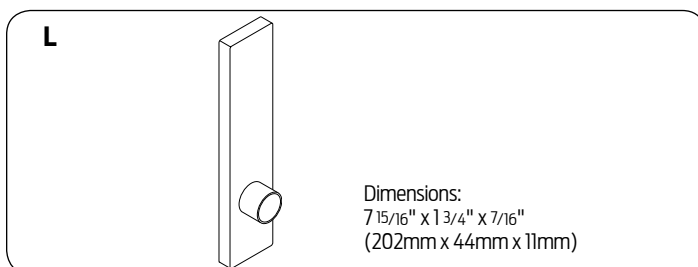
MORTISE

L-18



Cast/Forged (L) or Wrought (N)

Note: Above images shown with L escutcheon.



L-Series (L or N Escutcheon Trim) - M Collection Levers				
Function	Add \$87 for Vandlgard Option	Add \$889 MultiPoint Lock	Description	Lever Designs
				Standard Lead time: M51, M52, M81 ⌘: M54, M56, M61⌘, M63⌘, M83, M84, M85 ⌘: M53, M55, M57†, M62⌘†, M82 † Available 629 and 630 only
				Finishes
				605 606 609 619 622 625 626 629 630 643e
Keyless Functions				
L9010	.	.	Passage	\$684
L9040	.	.	Privacy	778
L9044*	.	.	Privacy w/ Coin Turn and Outside Indicator (N Escutcheon Only)	940
L9444*	.	.	Privacy w/ Deadbolt, Coin Turn and Outside Indicator (N Escutcheon Only)	1047
L9090&91 EL&EU			Electrified Lock (keyless)	1,066
L9440	.	.	Privacy w/ Deadbolt	887
L0170			Single Dummy (N Escutcheon only)	267
L0172			Double Dummy	512
L9175			Single Dummy with Case	379
L9176			Double Dummy with Case	611
Keyed Single Cylinder Functions				
L9050P	.	.	Entrance/Office	\$861
L9056P	.	.	Entrance/Office w/ Auto Unlocking	935
L9070P	.	.	Classroom	861
L9076P	.	.	Classroom Holdback	
L9080P	.	.	Storeroom	1,146
L9092P&93P EL&EU			Electrified Lock (outside cylinder)	
L9453P	.	.	Entrance/Office w/ Deadbolt	887
L9456P	.	.	Corridor w/ Deadbolt	
L9465P			Closet/Storeroom w/ Deadbolt	
L9473P			Dorm/Bedroom w/ Deadbolt	
L9480P	.	.	Storeroom w/ Deadbolt	967
L9485P**	.	.	Faculty Restroom	935
L9492P&93P EL&EU			Electrified lock (outside cylinder, inside thumbturn, deadbolt)	1,170
Keyed Double Cylinder Functions				
L9060P	.	.	Apartment Entrance	\$941
L9071P	.	.	Classroom Security	
L9077P	.	.	Classroom Security Holdback	
L9082P	.	.	Institution	
L9094P&95P EL&EU			Electrified Lock (Inside and outside cylinder)	1,226
L9457P	.	.	Classroom Security w/ Deadbolt	965
L9458P	.	.	Classroom Security w/ Deadbolt & Aux Latch	
L9466P			Storeroom w/ Deadbolt	941
L9494P&95P EL&EU			Electrified lock (inside and outside cylinder, deadbolt)	1,250
*	Not available less indicator or in 612, 613 finish. Indicator price already included.			
**	Specify door hand for faculty restroom locks. Faculty Restroom locks are furnished 0-bitted with two 6-pin keys unless otherwise specified. Emergency keys must be ordered separately.			

- Notes:**
- 1) For the Everest 29 T and Everest D family of restricted keyways (Quad, Numbered, Reversed) add \$16.00. This does not apply to Primus families. See **Terms and Conditions** for more information.
 - 2) L escutcheon available 1 3/8" - 2 1/2" doors non-Vandlgard functions, 1 3/4"-2 1/2" doors on Vandlgard functions. N escutcheon available 1 3/4" - 2 1/4" non-Vandlgard and Vandlgard functions

MORTISE

L-20

Commercial Lever Suite					
Standard Levers					
L Mortise	LT Tubular	ND Cylindrical	AL Cylindrical	S Tubular	33A/35A, 94/95, 98/99 Exit Devices (Von Duprin)
01	01				01
02	02				02
03	03	Tubular			03
05	05				05
06	06	Rhodes	Saturn	Saturn	06
07	07	Athens	Jupiter	Jupiter	07
12	12				12
17	17	Sparta	Neptune	Neptune	17
18	18				18
Latitude	Latitude				Latitude
Longitude	Longitude				Longitude
Omega	Omega	Omega	Omega		16
Asti	Asti			Flair	Asti
Merano	Merano				Merano
Accent	Accent				Accent

M Collection Levers		
L Mortise	LT Tubular	33A/35A, 94/95, 98/99 Exit Devices (Von Duprin)
M51	M51	M51
M52	M52	M52
M53	M53	M53
M54	M54	M54
M55	M55	M55
M56	M56	M56
M57	M57	M57
M61	M61	M61
M62	M62	M62
M63	M63	M63
M81	M81	M81
M82	M82	M82
M83	M83	M83
M84	M84	M84
M85	M85	M85

L9000-Series Deadbolt Locks					Ligature-Resistant Trim*
		Finishes			
Part Number	Description	626	605 606 609 612 619 622 625 643	613 629 630	630
Keyed					
L9460P	Single cylinder outside, turn inside	\$398	\$404	\$414	\$762
L9462P	Double cylinder	484	490	500	716
L9463P [✎]	Single cylinder outside, classroom turn inside	484	490	500	-
L9464P	Single cylinder outside, blank inside	330	336	346	455
For the Everest 29 T and Everest D family of restricted keyways (Quad, Numbered, Reversed) add \$16.00. This does not apply to Primus families. See Terms and Conditions for more information.					

L400-Series Deadbolt Locks					Ligature-Resistant Trim*
		Finishes			
Part Number	Description	626	605 606 609 612 619 622 625 643	613 629 630	630
Keyed					
L460P	Single cylinder outside, turn inside	\$263	\$269	\$279	\$625
L462P	Double cylinder	310	316	326	542
L463P [✎]	Single cylinder outside, classroom turn inside	310	316	326	-
L464P	Single cylinder outside, blank inside	254	260	270	379
L496P	L460 with 09-611 L583-375 "Occupied" indicator	380	386	396	-
Keyless					
L480	Door bolt	219	225	235	-
For the Everest 29 T and Everest D family of restricted keyways (Quad, Numbered, Reversed) add \$16.00. This does not apply to Primus families. See Terms and Conditions for more information.					

MORTISE

L-22

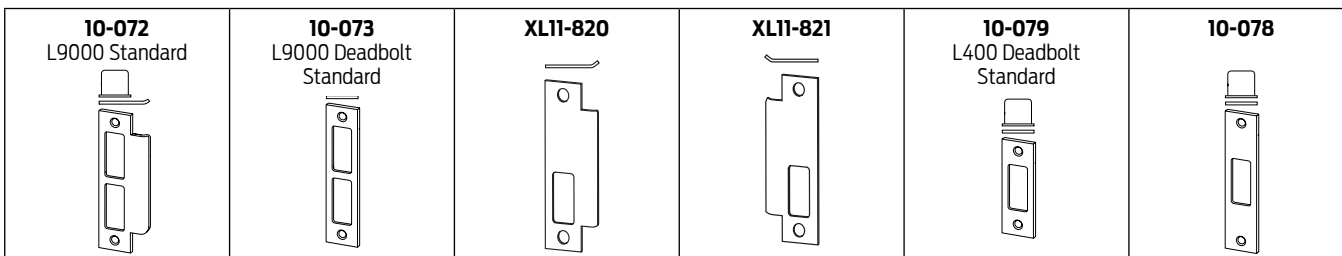
Cylinder Adjustments

Specify	Description	Lock Price Adjustment (per cylinder)
Concealed Cylinder (L Escutcheon only)		
C Suffix	Concealed cylinder for L escutcheon	\$23.00
Full Size Interchangeable Core (FSIC)		
R Suffix	Full size core (furnished 1-bitted w/ two 6-pin keys unless otherwise specified)	\$67.00
J Suffix	Less full size core	N/C
Full Size Construction Core		
T Suffix	Full size construction core (assessed handling charge 50-231 per core)	\$67.00
Small Format Interchangeable Core (SFIC) (Not available with Hotel Functions L9485 or L9486)		
GD Suffix	Everest patented core (specify key symbol; see Terms & Conditions for more details)	\$77.00
BD Suffix	Less small format core	N/C
Small Format Construction Core & Disposable Core		
HD Suffix	Small format construction core (assessed handling charge 50-231 per core)	\$40.00
BDC Suffix	Small format disposable core	N/C
Construction Core Handling Charge		
50-231	Handling charge for construction core (assessed per core, non-refundable)	\$9.50
Notes	Control keys are not furnished with locks and must be purchased separately. See Keys & Keying . Interchangeable cores are not available with concealed cylinders.	
Ordering instructions: Add suffix to lock function. Ex: L9050J (L9050 function less full size core)		

Primus / Primus XP - available through specific channels based on security levels. See Terms & Conditions for details.

Specify	Description	Lock Price Adjustment
Full-Face Primus Cylinders		
L Suffix	Order lock less cylinder; order Primus cylinder 20-787 or 20-793 separately	-\$78 per cylinder
20-787	Full-face Primus cylinder w/ compression ring & spring (for use with rose trim)	148.00
20-793	Full-face Primus cylinder only (for use with escutcheon trim)	140.00
Concealed Primus Cylinders		
W Suffix	Order lock less concealed cylinder; order Primus cylinder 20-589 separately	\$24.00
20-589	Concealed Primus cylinder (for use with L escutcheon w/ concealed cylinder only)	187.00
Full-Size Interchangeable Primus Core		
J Suffix	Order lock less full size core; order full-size Primus core 20-740 separately	N/C for J Suffix
20-740	Full-size interchangeable Primus core	\$139.00
Notes	Primus not available for Faculty Restroom function (L9485, L9486)	
Ordering instructions: Add suffix to lock function, order Primus cylinder separately. Ex: L9050W (L9050 function less concealed cylinder) order 20-589 on separate line.		

Armor Fronts, L9000 & L400-Series		
Specify	Description	Lock Price Adjustment
1 1/4" Wide (Standard armor size for 1 3/4" and larger door thicknesses)		
09-661	Blank (L9175, L9176)	N/C
09-662	Latch only (L9010, L9040, L9044)	
09-663	Latch x aux latch (L9050, L9056, L9060, L9070, L9071, L9080, L9082, L9090/91/92/93/95/95*)	
09-713	Latch x aux latch (L9076, L9077)	
09-664	Latch x deadbolt (L9440, L9444, L9456, L9457, L9465, L9466, L9473, L9496)	
09-665	Deadbolt (L9460, L9462, L9463, L9464)	
09-666	Latch x aux latch x deadbolt (L9453, L9458, L9480, L9485, L9486, L9492/93/94/95)	
09-717	Deadbolt armor (L460, L462, L463, L464, L480, L496)	
1 1/16" Wide (recommended armor size for doors thinner than 1 3/4", including 1 3/8" doors)		
09-667	Blank (L9175, L9176)	N/C
09-668	Latch only (L9010, L9040, L9044)	
09-669	Latch x aux latch (L9050, L9056, L9060, L9070, L9071, L9080, L9082, L9090/91/92/93/94/95*)	
09-718	Latch x aux latch (L9076, L9077)	
09-670	Latch x deadbolt (L9440, L9444, L9456, L9457, L9465, L9466, L9473, L9496)	
09-671	Deadbolt (L9460, L9462, L9463, L9464)	
09-672	Latch x aux latch x deadbolt (L9453, L9458, L9480, L9485, L9486, L9492/93/94/95)	
*For L9090/91/92/93/94/95 with DPS use armor 09-666 (1 1/4" wide) or 09-670 (1 1/16 wide)		
Ordering instructions: Specify on order only if requesting other than default.		



Strikes, L9000 and L400 Series		
Specify	Description	Lock Price Adjustment
Strikes, L9000 Series		
10-072	1 1/4" x 4 7/8" square corner strike + box, 1 3/16" lip length, standard L9000 strike	N/C
10-072 xx	1 1/4" x 4 7/8" square corner strike + box; specify lip length (xx) as 7/8", 1" or 1 1/2"	
10-072 xx	1 1/4" x 4 7/8" square corner strike + box; specify lip length (xx) as 1 3/4" or 2"	\$28.50
10-073	Deadbolt lock strike, standard for L9460, L9462, L9463 and L9464	N/C
10-075	1/2" rabbeted strike	98.50
37-015	Door frame strike reinforcer (finish not applicable)	N/C
XL11-820	One hole strike for latching functions, RH & LHR doors	12.20
XL11-821	One hole strike for latching functions, LH & RHR doors	
Strikes, L400 Series		
10-078	1 1/4" x 4 7/8" square corner strike + box	N/C
10-079	1 1/8" x 3 1/2" square corner strike + box, ANSI 115.5 prep, standard L400 strike	
Ordering instructions: Specify on order only if requesting other than default.		

MORTISE

L-24

Locks Less Components		
Description	Specify	Lock Price Adjustment
Less each knob or lever	LLL for knob/lever design Example: L9050P LLL/03A x 03A	-\$25.10
Less each rose or escutcheon	LLL for rose/escutcheon design Example: L9050P 03A x 03A/LLL	-25.10
Less complete trim one side*	LLL for complete trim outside Example: L9050P LLL x 03A	-50.20
Less full face cylinder (rose trim)	L suffix Example: L9050L 03A	-78.00 per cylinder
Less full face cylinder	L suffix Example: L9050L 03L	-68.00 per cylinder
Less concealed cylinder (L escutcheon only)	W suffix Example: L9050W 03L	-68.00 per cylinder
Less hotel cylinder (rose trim)	L suffix, Faculty Restroom Function (L9485 or L9486) Example: L9485L 03A	-112.00
Less hotel cylinder (escutcheon trim)	L suffix, Faculty Restroom Function (L9485 or L9486) Example: L9485L 03L	-107.00
Less armor front	LLL for armor front Example: L9050P 03A 626 LLL 10-072	-15.30
Less strike	LLL for strike Example: L9050P 03A 612 09-663 LLL	-12.00
Less complete trim both sides	LLL for complete trim both sides Example: L9050L LLL 626 LLL 626 09-663 LLL Lock case, strike and armor front only	Sum of applicable deducts, use 06A design and specified finish for base price.
* L283-150 furnished to mount inside trim when lock is ordered less outside trim for rose designs only. Add \$36.80 per lock.		

Note: 1) L-Series locks ordered less all components are furnished as lock cases. See L Parts: Lock Cases.
 2) Not available with anti-ligature knob (SK1, XL11-000 option) or anti-ligature lever (SL1, XL12-482 option).

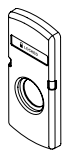



















Locks Less Lock Case (Trim Kits)		
Function	Specify	Lock Price Adjustment
L9010	Function, design, finish, LLL for armor, LLL for strike and "less lock case" Example: L9010 03A 626 LLL LLL, less lock case	-\$161.00
L9040, L9044, L9440, L9444		-201.00
L9050, L9056, L9070, L9076, L9080	Function less cylinder (use L suffix), design, finish, LLL for armor, LLL for strike, and "less lock case" Example: L9050L 06L 613 LLL LLL, less lock case	-269.00
L9453, L9456, L9465, L9473, L9480, L9485, L9486, L9486 "Occupied", L9496		-292.00
L9060, L9071, L9077, L9082, L9457, L9466		-330.00

Notes: 3) Locks less lock case are furnished less cylinder(s), armor front, and strike. Included are complete sets of outside and inside trim with spring cages, spindles, mounting screws and thru-bolts as required for the function specified.
 4) Deductions are applied to complete lock prices.
 5) Not available with SK1, XL11-000 anti-ligature knob trim or SL1, XL12-482 anti-ligature lever trim.

Non Standard Door Thickness		
Specify	Description	Lock Price Adjustment
Keyless Functions		
1 3/8"	1 3/8" door thickness (not available with LV (Vandlgard) functions)	N/C
thickness & how applied (xx)	For > 1 3/4" - 2 1/2" thick doors, specify (xx) Extended Inside (EI), Outside (EO), Equally (EE) or Differently (ED)	\$93.40
	For > 2 1/2" - 4" thick doors, specify (xx) Extended Inside (EI), Outside (EO), Equally (EE) or Differently (ED)	
Single Cylinder Functions		
1 3/8"	1 3/8" door thickness (not available with LV (Vandlgard) functions)	N/C
thickness & how applied (xx)	For > 1 3/4" - 2 1/2" thick doors	\$93.40
	For > 2 1/2" - 4" thick doors - specify (xx) Extended Inside (EI)	
	For > 2 1/2" - 4" thick doors - specify (xx) Extended Outside (EO), Equally (EE), or Differently (ED)	456.00
Double Cylinder Functions		
1 3/8"	1 3/8" door thickness (not available with LV (Vandlgard) functions)	N/C
thickness & how applied (xx)	For > 1 3/4" - 2 1/2" thick doors	\$456.00
	For > 2 1/2" - 4" thick doors - specify (xx) Extended Inside (EI) or Extended Outside (EO)	
	For > 2 1/2" - 4" thick doors - specify (xx) Extended Equally (EE) or Extended Differently (ED)	816.00
L400 Deadbolt Functions		
Thickness	For 1 3/4" - 3" thick doors, Extended Equally only	N/C
Notes	Price keyed locks less cylinders (L or W suffix) same as keyless locks	
	Locks furnished Extended Equally unless otherwise specified	
	Door thickness must be specified in 1/4" increments only, except for 1 3/8" thick doors	
	Locks w/ N Escutcheon only available for 1 3/4" - 2 3/8" thick doors	
	Locks with small format interchangeable cores (BD, BDC, GD, HD suffix) only available for 1 3/8" - 2 1/4" thick doors, EE & EO only	
	L9463 function is only available for doors up to 3 5/8" thick extended equally	
	LV (Vandlgard) option only available for 1 3/4" - 3" thick doors	
	Ligature resistant knob (SK1) and lever (SL1) only available on 1 3/4" doors	
Ordering instructions: Include thickness and how extended in order. EX - L9050P 03A 626 2" EE (L9050P function, 03A trim, 626, for 2" door extended equally).		

MORTISE

L-25

Sectional Indicator 	N Escutcheon Indicator 	Available Messages LOCKED/OCCUPIED/DO NOT DISTURB/ lock symbol is white text on red background UNLOCKED/VACANT/unlocked symbol is black text on white background								
<table border="1" style="width: 100%; border-collapse: collapse;"> <tr> <td style="text-align: center;">  LOCKED </td> <td style="text-align: center;">  OCCUPIED </td> <td style="text-align: center;">DO NOT DISTURB</td> <td style="text-align: center;">  </td> </tr> <tr> <td style="text-align: center;">  UNLOCKED </td> <td style="text-align: center;">  VACANT </td> <td></td> <td style="text-align: center;">  </td> </tr> </table>			 LOCKED	 OCCUPIED	DO NOT DISTURB		 UNLOCKED	 VACANT		
 LOCKED	 OCCUPIED	DO NOT DISTURB								
 UNLOCKED	 VACANT									

Indicators (180 degree visibility - for Sectional (rose) or N Escutcheon Trim)

Specify	Description	Lock Price Adjustment
Inside indicators: Available for L/LV9040, 9044, 9050, 9056, 9060, 9071, 9077, 9440, 9444, 9456, 9457, 9458, 9460, 9462, 9463, 9466, 9473, 9480, 9485, 9350, 9371, 460, 462, 463, 480		
L283-711	LOCKED/UNLOCKED indicator for inside of door	\$98.50
L283-712	VACANT/OCCUPIED indicator for inside of door	98.50
L283-713	DO NOT DISTURB indicator for inside of door	98.50
L283-714	symbols only indicator for inside of door	98.50
Outside indicators: L/LV9040, 9044, 9050, 9056, 9060, 9070, 9071, 9076, 9077, 9440, 9444, 9456, 9457, 9458, 9460, 9462, 9463, 9464, 9465, 9466, 9473, 9480, 9485, 9350, 9370, 9371, 460, 462, 463, 464		
L283-721	LOCKED/UNLOCKED indicator for outside of door	\$98.50
L283-722	VACANT/OCCUPIED indicator for outside of door	98.50
L283-723	DO NOT DISTURB indicator for outside of door	98.50
L283-724	symbols only indicator for outside of door	98.50
Notes:	1) Indicators available in all finishes except 612 and 613 2) Indicators used on L9040/L9440 functions use screwdriver for privacy override instead of emergency key 3) Indicator option available either inside or outside of door only. 4) Cylinder and sectional indicators require additional door preparation.	
Ordering instructions: add part number under "Additional Details" section of order. EX: L9050P 06N 626 L283-711 adds indicator to the inside (thumbturn side) of lock		

Tamper Resistant Torx® Screws

Specify	Description	Lock Price Adjustment
Torx Screws	Torx screws - compatible with armor, strike, rose trim, thumbturns, L escutcheon trim (1 3/4" doors only)	\$20.20
Torx Screws + XL11-848	Torx screws for armor, strike, and N escutcheon trim (1 3/4" doors only)	
Ordering instructions: include in order under "Additional Details".		

Tactile Warning

Specify	Description	Lock Price Adjustment
'8' lever prefix	Tactile warning applied to outside lever; available on 01, 02, 03, 05, 06, 07, 12, 17, 18, M51, M52, M81 lever designs	\$43.60
Ordering instructions: Preface lever design code with 8. EX - 803, for 03, 806 for 06, 851 for M51, etc.		

ADA Thumbturn*

Specify	Description	Lock Price Adjustment
L583-363	ADA Disability thumbturn option	\$15.30
* Available w/ all thumbturn functions except L9463 and L463. Not available with ligature-resistant knob (SK1) or lever (SL1)		
Ordering instructions: include in order under "Additional Details".		

Folger Adam Co® Lever Trak™

Specify	Description	Lock Price Adjustment
503 Lever Design	Modified inside and outside 03 lever for Folger Adam Co.® Lever Trak™. Available rose trim only, not available 629 or 630 finish.	\$95.60
Ordering instructions: Specify lever design as 503.		

Special Options		
Specify	Description	Lock Price Adjustment
XL11-422	Nylon latchbolt insert, for use with electric strikes	\$98.00
XL11-446	L9040 with thumbturn both sides (not available with N escutcheon trim)	409.00
XL11-543	L9482 (L9082 with deadbolt)	L9082 + 544.00
XL11-557	L9485 prison function lock. Latch retracted by key outside or knob inside. Outside knob always free spinning. Deadbolt only thrown or retracted by guard's key. Inside knob becomes fixed when deadbolt thrown. Prisoner's key only retracts latchbolt. Furnished standard with Torx® screws	643.00
XL11-635	L9460 with fixed double dummy trim	L9456+356.00
XB11-720	L9463 or L463 with B100-series style thumbturn	187.00
XL11-741	L9110 active double dummy trim	L9010 +269
XL11-743	Armor front with cutout to receive deadbolt only, for use with dummy functions	120.00
XL11-886	L9460 with trim. Inside knob or lever retracts deadbolt. Outside knob or lever fixed.	L9456 +\$356.00
XL11-886	L9462 with trim. Inside knob or lever retracts deadbolt. Outside knob or lever fixed.	L9082 + \$379.00
XL11-886	L9464 with trim. Inside knob or lever retracts deadbolt. Outside knob or lever fixed.	L9456 +\$356.00
XL11-907	L9412 exit lock with deadbolt for escutcheon designs only	L9080 +\$345.00
XL11-897	L9066 storeroom lock, latchbolt retracted by key either side	L9060 + 405.00
Ordering instructions: Add XL/XB number under "Additional Details" section of order.		

Antimicrobial Coating		
Specify	Description	Lock Price Adjustment
626AM or 630AM	Rose Trim: Adds silver-ion based anti-microbial coating to inside lever, bushing, rose & thumbturn and outside lever, bushing, rose, cylinder ring, and cylinder faceplate	\$46.40
626AM or 630AM	Escutcheon Trim: Adds silver-ion based anti-microbial coating to inside lever, bushing, escutcheon & thumbturn and outside lever, bushing, escutcheon, and cylinder face plate	
Ordering instructions: Specify finish as either 626AM or 630AM.		

Lead Lining		
Specify	Description	Lock Price Adjustment
XL11-515 xx	Lead lining, 1/8" thick installed on L9000 mortise lock case cover. Specify handing (xx) as RH, RR, LH, LR	\$426.00
XL12-216 xx	Lead lining, 1/8" thick installed on L400 mortise deadbolt case cover. Specify handing (xx) as RH, RR, LH, LR	
Ordering instructions: add lock handing and appropriate XL # to order. EX: L9050P 03A 626 RH XL11-515 (L9050P, 03A trim, 626, Right Handed, Lead Lining).		

Request to Exit (RX), Latchbolt Monitor (LM), Door Position Sensor (DPS), Deadbolt Monitor (DM)		
Specify	Description	Lock Price Adjustment
L909x and L949x Electrified Mortise Options + specified mechanical functions		
RX	Request to Exit (available all L909x and L949x electrified + L9010/50/56/70/71/80 and L9453/56/58/65/66/80/85 mechanical functions)	\$171.00
LX	Latchbolt Monitor (available all L909x and L949x electrified + L9010/50/56/70/71/80/82 and L9453/56/65/66/80/85 mechanical functions)	
DPS	Door Position Sensor (available L909x electrified + L9010/80/82 mechanical functions)	
DM	Deadbolt Monitor (available L949x electrified + L9453/56/58/80/85 mechanical functions)	
Ordering instructions: include in order under "Additional Details".		

Features

The Schlage Distributor Pack stocking program provides “flexible inventory” for the L-Series mortise lock. The Distributor Pack combines the versatile Schlage mortise lock with a variety of knob or lever options and finishes all for the same list price as a complete lockset. This allows you to maximize your mortise lock inventory dollars and meet your changing customer requirements.

The Distributor Pack is also easy to use. By combining a few different component parts, you can build a complete Schlage mortise lock.

How to Build a Mortise Lock with the Schlage Distributor Pack

- STEP 1: Choose lock case required. Schlage mortise cases must be ordered in multiples of 10 units each. (Quantity of 1 = 1 lock case.)
- STEP 2: Choose the knob/lever and rose/escutcheon trim designs and finishes. Order one design and finish in multiples of 4 or 10 units each. (Quantity of 1 = 1 set of outside and inside trim.)
- STEP 3: Choose the armor front.
(Quantity of 1 = 10 armor fronts, packed 10 to a box)
- STEP 4: Choose the strike.
(Quantity of 1 = 10 strikes, packed 10 to a box)
- STEP 5: Choose the cylinder (if required).
(Quantity of 1 = 10 cylinders, packed 10 to a box)

These are the only component parts required to build a Schlage mortise lock. With five easy steps you can build your mortise inventory to be flexible and to respond quickly to your customers.

Miscellaneous parts in bulk quantities are also available for Schlage mortise locks with the Distributor Pack Program. (See page **L-32** for availability.)

Product Identification

Functions Available

Function	Description
L9010B	Passage
L9040B	Privacy
L9050LB	Entrance/Office
L9056LB	Entrance/Office w/ Auto Unlocking
L9070LB	Classroom
L9080LB	Storeroom
L9082LB	Institution
L9453LB	Entrance
L9456LB	Corridor
L9465LB	Closet/Storeroom
L9473LB	Dormitory/Bedroom
L9480LB	Storeroom with Deadbolt
L9485LB	Faculty Restroom

Suffix

- B = Distributor Pack Lock Case
- L = Less Full Face Cylinder

Available Designs and Finishes

Knob/Lever Designs		Rose/ Escutcheon	Finishes
Standard	01, 02, 03, 05, 06, 07, 12, 17, 18, ACC, AST, LAT, LON, MER, STA, OME	A, B, C or L	605, 606, 609, 612, 613, 619, 625, 626, 629, 630, 643e (not all lever designs available in each finish, see product tables for exact list)
M Collection	M51, M52, M53, M54, M55, M56, M57, M62, M62, M63, M81, M82, M83, M84, M85		

STEP 1 - LOCK CASES (order in multiples of 10)		
Part Number	Description	Price Each
Standard (non-Vandlgard) lock cases		
L9010B	Passage	\$131.00
L9040B	Privacy	194.00
L9050LB	Entrance/office	212.00
L9056LB	Entrance/office with auto unlocking	286.00
L9070LB	Classroom	212.00
L9080LB	Storeroom	
L9082LB	Institution	239.00
L9090LB	Electrified chassis for L9090/L9092/L9094 functions. Specify EL or EU*	497.00
L9091LB	Electrified chassis for L9091/L9093/L9095 functions. Specify EL or EU*	
L9453LB	Entrance/office with deadbolt	239.00
L9456LB	Corridor	
L9465LB	Closet/Storeroom	
L9473LB	Dormitory/Bedroom	
L9480LB	Storeroom with deadbolt	
L9485LB	Faculty Restroom	
Vandlgard lock cases		
LV9040B	Privacy	285.00
LV9050LB	Entrance/office	305.00
LV9056LB	Entrance/office with auto unlocking	377.00
LV9070LB	Classroom	305.00
LV9080LB	Storeroom	
LV9082LB	Institution	332.00
LV9453LB	Entrance/office with deadbolt	
LV9456LB	Corridor	
LV9480LB	Storeroom with deadbolt	
LV9485LB	Faculty Restroom	
Notes	Lock cases furnished with mounting screws and templates only	
	Lock cases furnished right hand only	
*Electrified locks not specified as EL or EU will ship EU		
Order instructions: Order part number in quantities of 10		

MORTISE

L-30

STEP 2 - Trim Packs (Knob/Lever and Rose/Escutcheon) (order in multiples of 4 or 10)

Standard levers with A or B roses

Part Number	Knob/Lever design with rose for use with	03	06 07 12 17 OME		03 06 07 12 17 OME	
			☒: 01, 02, 05, 18, 41, 42, LAT*, LON* ACC☒†, AST☒†, MER☒† *not avail 612, 613 †not avail 612, 613, 629, 630			
Finishes						
		626	626	605 606 609 612 619 622 625 643e	613 629 630	
09-454	L9010, L/LV9070, L/LV9080, L9090, L9091, L9092, L9093, L9094, L9095, L9465	\$332	\$442	\$454	\$472	
09-455	L/LV9040	342	452	464	482	
09-456	L/LV9050, L/LV9056, L/LV9456, L9473, L/LV9480, L/LV9485	333	443	455	473	

Decorative levers with A or B roses

Part Number	Knob/Lever design with rose for use with	Standard Lead time: M51, M52, M81 ☒: M54, M56, M61☒, M63☒, M83, M84, M85 ☒: Available 05/2014: M53, M55, M57†, M62☒†, M82 † Available 629 and 630 only				
		Finishes				
		605, 606, 609, 619, 622, 622, 625, 626, 629, 630, 643e				
09-454	L9010, L/LV9070, L/LV9080, L9090, L9091, L9092, L9093, L9094, L9095, L9465			\$472		
09-455	L/LV9040			482		
09-456	L/LV9050, L/LV9056, L/LV9456, L9473, L/LV9480, L/LV9485			473		

Standard levers with L Escutcheons

Part Number	Knob/Lever design with rose for use with	03 06 07 12 17 OME				
		☒: 01, 02, 05, 18, 41, 42, LAT*, LON* ACC☒†, AST☒†, STA☒†, MER☒† *not avail 612, 613 †not avail 612, 613, 629, 630				
Finishes						
		626	605 606 609 612 619 622 625 626 643e	613 629 630		
09-446	L9010, L9090, L9091	\$484	\$496	\$514		
09-447	L/LV9040	495	507	525		
09-449	L/LV9070, L/LV9080, L9092, L9093, L9465					
09-451	L/LV9050, L/LV9056, L/LV9453, L/LV9473, L/LV9480, L/LV9485	478	490	508		

Decorative levers with L Escutcheons

Part Number	Knob/Lever design with rose for use with	Standard Lead time: M51, M52, M81 ☒: M54, M56, M61☒, M63☒, M83, M84, M85 ☒: Available 05/2014: M53, M55, M57†, M62☒†, M82 † Available 629 and 630 only				
		Finishes				
		605, 606, 609, 619, 622, 625, 626, 629, 630, 643e				
09-446	L9010, L9090, L9091			\$514		
09-447	L/LV9040			525		
09-449	L/LV9070, L/LV9080, L9092, L9093, L9465					
09-451	L/LV9050, L/LV9056, L/LV9453, L/LV9473, L/LV9480, L/LV9485			508		

Notes

- Split designs/finishes are not available
- Includes mounting screws, mounting plates, spring cages, L mounting posts, and strike boxes. For additional vandal resistance, order Vandlgard mounting posts on page L-32.
- Components are for 1 3/4" thick doors only.
- Concealed cylinder escutcheons are not available in the distributor pack program.

Order instructions: Specify part number, lever design + rose/escutcheon design, finish, handing if required. EX: 09-446 M61L, 626, RH. Order in quantities of 10.

STEP 3 - Armor Fronts (part numbers listed are boxes of 10)													
Available Finishes		605	606	609	612	613	619	622	625	626	629	630	643e
		▪	▪	▪	▪	▪	▪	▪	▪	▪	▪	▪	▪
Part Number	Description	Price per box of 10											
1 1/4" Wide (Standard armor size for 1 3/4" and larger door thicknesses)													
09-473	10 each 09-662 latch only armor for L9010, L/LV9040	\$337.00											
09-474	10 each 09-663 Latch x aux latch for L/LV9050, L/LV9056, L/LV9070, L/LV9080, L/LV9082, L9090/91/92/93/94/95*												
09-475	10 each 09-664 Latch x deadbolt for L/LV9456, L9465, L9473												
09-477	10 each 09-666 latch x aux latch x deadbolt for L/LV9453, L/LV9480, L/LV9485, L9492/93/94/95												
Notes	Includes mounting screws												
*For L9090/91/92/93/94/95 with DPS use distributor pack armor 09-477													
Ordering instructions: Specify part number and finish. Ex: 09-473 626. Each box includes 10 armor fronts.													

STEP 4 - Strikes (part numbers listed are boxes of 10)													
Available Finishes		605	606	609	612	613	619	622	625	626	629	630	643e
		▪	▪	▪	▪	▪	▪	▪	▪	▪	▪	▪	▪
Part Number	Description	Price per box of 10											
10 each 10-072, 1 1/4" x 4 7/8" square corner strikes, no box													
09-494	10 each 10-072 strikes with 1" lip	\$205.00											
09-494 1316	10 each 10-072 strikes with 1 3/16" lip												
09-494 112	10 each 10-072 strikes with 1 1/2" lip												
Notes	strike box included with distributor pack trim set												
Ordering instructions: Specify part number and finish. Ex: 09-494 1316 626. Each box includes 10 strikes.													

STEP 5 - Cylinders (part numbers listed are boxes of 10)													
Available Finishes		605	606	609	612	613	619	622	625	626	629	630	643e
		▪	▪	▪	▪	▪	▪	▪	▪	▪	▪	▪	▪
Part Number	Description	Price per box of 10											
For use with L9060 keyed functions only													
09-484 118	10 each 20-001 cylinders with 1 1/8" cylinder length (use with rose trim on 1 3/8" -2" thick doors or escutcheon trim on 1 3/8" thick doors)	\$777.00											
09-484 114	10 each 20-001 cylinders with 1 1/4" cylinder length (use with escutcheon trim on 1 3/4" thick doors)												
09-484 138	10 each 20-001 cylinders with 1 3/8" cylinder length (use with escutcheon trim on 2" thick doors)												
For use with all keyed functions other than L9060													
09-485 118	10 each 30-001 cylinders with 1 1/8" cylinder length (use with rose trim on 1 3/8" -2" thick doors or escutcheon trim on 1 3/8" thick doors)	\$777.00											
09-485 114	10 each 30-001 cylinders with 1 1/4" cylinder length (use with escutcheon trim on 1 3/4" thick doors)												
09-485 138	10 each 30-001 cylinders with 1 3/8" cylinder length (use with escutcheon trim on 2" thick doors)												
Notes	Cylinders are C keyway, 6 pin cylinder keyed 5, 0 bitted, and furnished with two 5-pin 0-bitted keys												
Ordering instructions: Specify part number and finish. Ex: 09-485 114 619. Each box includes 10 cylinders with compression springs and blocking rings.													

MORTISE

Miscellaneous Distributor Pack Parts: Escutcheon thru-bolts													
Available Finishes		605	606	609	612	613	619	622	625	626	629	630	643e
		▪	▪	▪	▪	▪	▪	▪	▪	▪	▪	▪	▪
Part Number	Description	Price per box of 50											
Box of 50 L escutcheon thru bolts													
09-483 138	L escutcheon thru-bolts for 1 3/8" thick doors	\$337.00											
09-483 134	L escutcheon thru-bolts for 1 3/4" thick doors												
09-483 200	L escutcheon thru-bolts for 2" thick doors												
09-483 214	L escutcheon thru-bolts for 2 1/4" thick doors												
09-483 212	L escutcheon thru-bolts for 2 1/2" thick doors												
Ordering instructions: Specify part number and finish. Ex: 09-483 134 626. Each box includes 50 thru bolts.													

L-32

Miscellaneous Distributor Pack Parts: Mounting Posts & Mounting Screws													
Available Finishes		605	606	609	612	613	619	622	625	626	629	630	643e
		▪	▪	▪	▪	▪	▪	▪	▪	▪	▪	▪	▪
Part Number	Description	Price per box of 50											
Mountings posts for Standard L functions (box of 50)													
09-488 138	L escutcheon thru-bolts for 1 3/8" thick doors	\$531.00											
09-488 134	L escutcheon thru-bolts for 1 3/4" thick doors												
09-488 200	L escutcheon thru-bolts for 2" thick doors												
09-488 214	L escutcheon thru-bolts for 2 1/4" thick doors												
09-488 212	L escutcheon thru-bolts for 2 1/2" thick doors												
Mountings posts for LV Vandlgard functions (box of 50).													
Contact Technical Support													
Mounting Screws (box of 100)													
09-493	100 each mounting screw L583-066	\$37.80											
Ordering instructions: Specify part number Ex: 09-488 200 626.													

Electrified Distributor Pack Parts: RX Modules and Solid Spindles		
Part Number	Description	List Price
L283-412	10 pack RX modules p/n L283-452	\$1,366.00
L283-450	10 pack solid spindle and spring p/n L283-054 (for use with L9091, L9093, L9095 only; supports 1 3/8" - 3" door thickness)	34.20

Levers & Knobs													
Style	Lever & Knob Design	605	606	609	612	613	619	622	625	626	629	630	643e
Standard	01, 02, 03*, 05, 06, 07, 12, 17, 18, 41, 42, OME	▪	▪	▪	▪	▪	▪	▪	▪	▪	▪	▪	▪
	LAT, LON	▪	▪	▪			▪	▪	▪	▪	▪	▪	▪
	ACC, AST, MER	▪	▪	▪			▪	▪	▪	▪			▪
Decorative	M51, M52, M53, M54, M55, M56, M61, M63, M81, M82, M83, M84, M85	▪	▪	▪			▪	▪	▪	▪	▪	▪	▪
	M57, M62										▪	▪	
Extended Factory Lead Time Specify handling													
Part Number	Description	Standard Levers						Decorative Levers					
09-401	Outside lever, retaining clip, insertion tool	\$165						\$180					
09-402	Inside lever+bushing, mounting plate, screw pack, spanner wrench												
*	Available modified for Folger Adam Co.® Lever Track™. Specify 503 design and add \$45.50. Not available in 629 or 630 finish.												
**	Knobs and levers default for 1 3/4" doors. Knobs also available for 1 3/8" doors, levers for 1 3/8", 2", 2 1/4" and 2 1/2" doors.												
Ordering instructions: Specify part number, lever style, finish, door thickness if not 1 3/4". Ex: 09-401 03 626.													

Roses													
Style	Rose Design	605	606	609	612	613	619	622	625	626	629	630	643e
Standard	A, B, C	▪	▪	▪	▪	▪	▪	▪	▪	▪	▪	▪	▪
Decorative	MER, AVA	▪	▪	▪			▪	▪	▪	▪			▪
Part Number	Description	Standard and Decorative											
09-403	Inside Rose (includes mounting plate and screws)	\$92.70											
09-404	Outside Rose+Bushing												
09-508	Blank Outside Rose (not available MER or AVA)												
Ordering instructions: Specify part number, lever design + rose, finish. Ex: 09-404 03A 626. Lever design must be specified for proper bushing.													

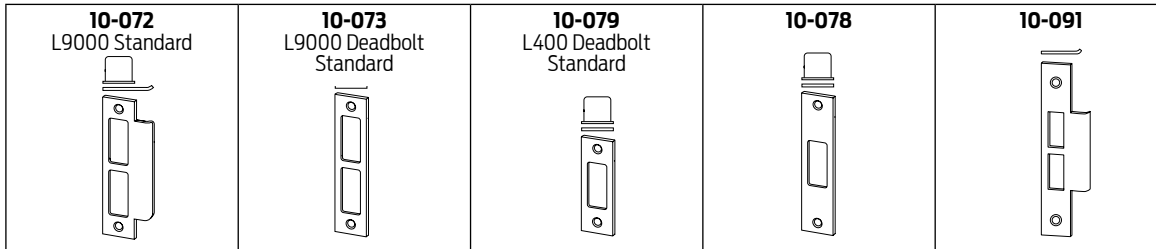
Escutcheons																			
Available finishes		605	606	609	612	613	619	622	625	626	629	630	643e						
		▪	▪	▪	▪	▪	▪	▪	▪	▪	▪	▪	▪						
Part Number	Description	L Escutcheon						N Escutcheon											
Outside Escutcheon & Bushing																			
09-636	Blank x lever or knob	\$165						\$165											
09-637	Emergency turn x lever or knob																		
09-638	Concealed cylinder x lever or knob																		
09-639	Full face cylinder x lever or knob																		
Inside Escutcheon																			
09-632	Blank x lever or knob	165						165											
09-633**	Thumbturn x lever or knob							165						165					
09-634**	Thumbturn x blank													165					
09-635	Full face cylinder x lever or knob							165						165					
L583-187	Concealed cylinder x lever or knob													165					
**	Specify door thickness: 1 3/8" or 1 3/4"																		
Ordering instructions: Specify part number, lever + escutcheon style, finish. Ex: 09-639 03L 626 (full face cylinder, 03 lever, L escutcheon, 626 finish).																			

MORTISE

L-34

Outside Lever/Knob and Rose/Escutcheon Assemblies														
Style	Lever & Knob Design	605	606	609	612	613	619	622	625	626	629	630	643e	
Standard	01, 02, 03, 05, 06, 07, 12, 17, 18, 41, 42, OME	▪	▪	▪	▪	▪	▪	▪	▪	▪	▪	▪	▪	
	LAT, LON	▪	▪	▪			▪	▪	▪	▪	▪	▪	▪	
	ACC, AST, MER	▪	▪	▪			▪	▪	▪	▪			▪	
Decorative	M51, M52, M53, M54, M55, M56, M61, M63, M81, M82, M83, M84, M85	▪	▪	▪			▪	▪	▪	▪	▪	▪	▪	
	M57, M62										▪	▪		
⌘ Extended Factory Lead Time 🖱 specify handing														
Part Number	Description	Standard Levers					Decorative Levers							
With A, B or C rose														
09-506	Outside Lever assembly	\$183					\$198							
With Avanti or Merano Rose														
09-655	Outside lever assembly for AST w/Avanti rose or MER w/Merano rose only	183					N/A							
With L or N Escutcheon														
09-550	Blank	243					258							
09-551	Emergency turn													
09-552	Concealed cylinder (L escutcheon only)													
09-553	Full face cylinder													
Ordering instructions: Specify part number, lever style, rose/escutcheon, finish. Ex: 09-506 M53A 626 (outside assembly, M53 lever, A rose, 626 finish).														

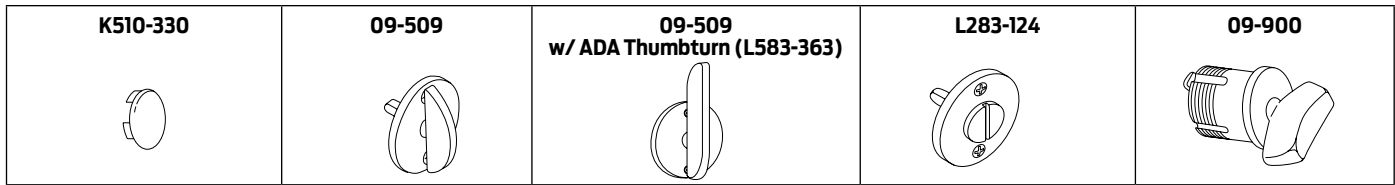
Armor Fronts, L9000 & L400-Series		605	606	609	612	613	619	622	625	626	629	630	643e
Available Finishes		▪	▪	▪	▪	▪	▪	▪	▪	▪	▪	▪	▪
Part Number	Description	Price Each											
1 1/4" Wide (Standard armor size for 1 3/4" and larger door thicknesses)													
09-661	Blank (L9175, L9176)	\$33.70											
09-662	Latch only (L9010, L9040, L9044)												
09-663	Latch x aux latch (L9050, L9056, L9060, L9070, L9071, L9080, L9082, L9090/91/92/93/94/95*)												
09-713	Latch x aux latch (L9076, L9077)												
09-664	Latch x deadbolt (L9440, L9444, L9456, L9457, L9465, L9466, L9473, L9496)												
09-665	Deadbolt (L9460, L9462, L9463, L9464)												
09-666	Latch x aux latch x deadbolt (L9453, L9458, L9480, L9485, L9486, L9492/93/94/95)												
09-717	Deadbolt armor (L460, L462, L463, L464, L480, L496)												
1 11/16" Wide (armor size for doors thinner than 1 3/4", including 1 3/8" doors)													
09-667	Blank (L9175, L9176)	33.70											
09-668	Latch only (L9010, L9040, L9044)												
09-669	Latch x aux latch (L9050, L9056, L9060, L9070, L9071, L9080, L9082, L9090/91/92/93/94/95*)												
09-718	Latch x aux latch (L9076, L9077)												
09-670	Latch x deadbolt (L9440, L9444, L9456, L9457, L9465, L9466, L9473, L9496, L9492/93/94/95)												
09-671	Deadbolt (L9460, L9462, L9463, L9464)												
09-672	Latch x aux latch x deadbolt (L9453, L9458, L9480, L9485, L9486)												
*For L9090/91/92/93/94/95 models with DPS, use armor 09-666 (1 1/4" wide) or 09-670 (1 1/16 wide)													
Ordering instructions: Specify part number and finish. Ex: 09-662 626.													



Strikes, L9000 and L400 Series		605	606	609	612	613	619	622	625	626	629	630	643e
Available Finishes		▪	▪	▪	▪	▪	▪	▪	▪	▪	▪	▪	▪
Part Number	Description	Price Each											
Strikes, L9000 Series													
10-072 1316	1 1/4" x 4 7/8" square corner strike + box. 1 3/16" lip length, standard L9000 strike	\$20.50											
10-072 xx	1 1/4" x 4 7/8" square corner strike + box; specify lip length (xx) as 7/8", 1" or 1 1/2"	20.50											
10-072 xx	1 1/4" x 4 7/8" square corner strike + box; specify lip length (xx) as 1 3/4" or 2"	52.40											
10-073	Deadbolt lock strike, standard for L9460, L9462, L9463 and L9464	25.00											
10-075	1/2" rabbeted strike (for 1 3/4" doors, use with 1 1/16" armor front. Use 1 1/4" armor front for over 1 3/4"-2 1/4" doors extended equally)	135.00											
10-091	1 1/4" x 8" square corner armor strike, no box. Specify handing	91.60											
K510-066	Strike box (finish not applicable)	6.60											
37-015	Door frame strike reinforcer (finish not applicable)	22.80											
Strikes, L400 Series													
10-078	1 1/4" x 4 7/8" square corner strike + box,	\$20.50											
10-079	1 1/8" x 3 1/2" square corner strike + box, ANSI 115.5 prep, standard L400 strike												
K510-053	Strike box for 10-079 strike (finish not applicable)	6.60											
K510-066	Strike box for 10-078 strike (finish not applicable)												
Ordering instructions: Specify part number, lip length if required, and finish. Ex: 10-072 1316 626.													








MORTISE

L-36



Emergency Button, Thumbturns, Coin Turns & Cylinder Turns

Available Finishes		605	606	609	612	613	619	622	625	626	629	630	643e
		▪	▪	▪	▪	▪	▪	▪	▪	▪	▪	▪	▪
Part Number	Description	Price Each											
Emergency Button & Emergency Turn Tool													
K510-330	Emergency Button, L9040 and L9440	\$13.90											
L583-233	Emergency turn tool for L9040 and L9440. Specify finish as 458.	17.40											
Thumbturns													
09-509 027	Thumbturn for rose trim, 1 3/8" - 1 7/8" door range, extended equally	64.80											
09-509 033	Thumbturn for rose trim, >1 7/8" - 2 3/8" door range, extended equally												
09-509 040	Thumbturn for rose trim, >2 3/8" - 2 7/8" door range, extended equally												
09-509 047	Thumbturn for rose trim, >2 7/8" - 3 5/8" door range, extended equally												
L583-363 Suffix	ADA thumbturn upgrade, specify thumbturn p/n + L583-363	Add \$15.30 to 09-509 price											
Coin Turns													
L283-124 19	Coin turn, L9044 and L9444, 1 3/8" - 1 1/2" door range, extended equally (EE)	112.00											
L283-124 23	Coin turn, L9044 and L9444, 1 5/8" - 1 7/8" door range, extended equally (EE)												
L283-124 25	Coin turn, L9044 and L9444, >1 7/8" - 2 1/8" door range, extended equally (EE)												
L283-124 31	Coin turn, L9044 and L9444, >2 1/8" - 2 5/8" door range, extended equally (EE)												
L283-124 37	Coin turn, L9044 and L9444, >2 5/8" - 2 7/8" door range, extended equally (EE)												
L283-124 43	Coin turn, L9044 and L9444, >2 7/8" - 3 3/8" door range, extended equally (EE)												
L283-124 48	Coin turn, L9044 and L9444, >3 3/8" - 3 5/8" door range, extended equally (EE)												
L283-056 19	Coin turn w/ torx screws, L9044 and L9444, 1 3/8" - 1 1/2" door range, EE	122.00											
L283-056 23	Coin turn w/ torx screws, L9044 and L9444, 1 5/8" - 1 7/8" door range, EE												
L283-056 25	Coin turn w/ torx screws, L9044 and L9444, >1 7/8" - 2 1/8" door range, EE												
L283-056 31	Coin turn w/ torx screws, L9044 and L9444, >2 1/8" - 2 5/8" door range, EE												
L283-056 37	Coin turn w/ torx screws, L9044 and L9444, >2 5/8" - 2 7/8" door range, EE												
L283-056 43	Coin turn w/ torx screws, L9044 and L9444, >2 7/8" - 3 3/8" door range, EE												
L283-056 48	Coin turn w/ torx screws, L9044 and L9444, >3 3/8" - 3 5/8" door range, EE												
EE = Extended Equally													
Note:	Coin turns not available in 612 or 613 finish												
Cylinder Turns													
09-487 xx	Cylinder coin turn, specify dimension (xx) as 1 1/8", 1 1/4" or 1 3/8" (replaces XL12-196)	\$113.00											
09-900 xx	Cylinder turn, specify dimension (xx) as 1 1/8", 1 1/4" or 1 3/8"	110.00											
09-900 xx	Cylinder turn, specify dimension (xx) as 1 1/2", 1 5/8" or 1 3/4"	168.00											
09-904 xx	Cylinder turn w/ compression ring, specify dimension (xx) as 1 1/8", 1 1/4" or 1 3/8"	119.00											
09-904 xx	Cylinder turn w/ compression ring, specify dimension (xx) as 1 1/2", 1 5/8" or 1 3/4"	175.00											
09-905	Cylinder turn w/ compression ring and 1/8" blocking ring for 1 3/4" doors	130.00											
	Specify door hand for cylinder turns if used with L463 or L9463.												
Note:	Cylinder turns not available in 612, 613, 629 or 630 finish												

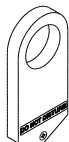
Sectional Indicator 	N Escutcheon Indicator 	Available Messages LOCKED/OCCUPIED/DO NOT DISTURB/ lock symbol is white text on red background UNLOCKED/VACANT/unlocked symbol is black text on white background			
		 LOCKED	 OCCUPIED	DO NOT DISTURB	
		 UNLOCKED	 VACANT		

Occupancy Indicators - 180 degree visibility (for Sectional (rose) or N Escutcheon trim)

Part Number	Description	605	606	609	619	622	625	626	629	630	643e
Sectional trim - cylinder trim, for inside or outside of door											
L283-413	Indicator, Sectional, Cylinder - LOCKED/UNLOCKED	•	•	•	•	•	•	•	•	•	•
L283-414	Indicator, Sectional, Cylinder - OCCUPIED/VACANT										
L283-415	Indicator, Sectional, Cylinder - DO NOT DISTURB										
L283-416	Indicator, Sectional, Cylinder - symbols only										
Sectional trim - thumbturn, for inside of door											
L283-417	Indicator, Sectional, Thumbturn - LOCKED/UNLOCKED										
L283-418	Indicator, Sectional, Thumbturn - OCCUPIED/VACANT										
L283-419	Indicator, Sectional, Thumbturn - DO NOT DISTURB										
L283-420	Indicator, Sectional, Thumbturn - symbols only										
Sectional trim - cointurn, for outside of door											
L283-421	Indicator, Sectional, Cointurn - LOCKED/UNLOCKED										
L283-422	Indicator, Sectional, Cointurn - OCCUPIED/VACANT										
L283-423	Indicator, Sectional, Cointurn - DO NOT DISTURB										
L283-424	Indicator, Sectional, Cointurn - symbols only										
Sectional trim - privacy, for outside of door (NOTE: emergency override by small screwdriver, not emergency key)											
L283-425	Indicator, Sectional, Privacy - LOCKED/UNLOCKED										
L283-426	Indicator, Sectional, Privacy - OCCUPIED/VACANT										
L283-427	Indicator, Sectional, Privacy - DO NOT DISTURB										
L283-428	Indicator, Sectional, Privacy - symbols only										
Escutcheon trim - cylinder trim, for inside of door											
L283-433	Indicator, N Escutcheon, Inside Cylinder - LOCKED/UNLOCKED										
L283-434	Indicator, N Escutcheon, Inside Cylinder - OCCUPIED/VACANT										
L283-435	Indicator, N Escutcheon, Inside Cylinder - DO NOT DISTURB										
L283-436	Indicator, N Escutcheon, Inside Cylinder - symbols only										
Escutcheon trim - thumbturn trim, for inside of door											
L283-437	Indicator, N Escutcheon, Thumbturn - LOCKED/UNLOCKED										
L283-438	Indicator, N Escutcheon, Thumbturn - OCCUPIED/VACANT										
L283-439	Indicator, N Escutcheon, Thumbturn - DO NOT DISTURB										
L283-440	Indicator, N Escutcheon, Thumbturn - symbols only										
Escutcheon trim - cylinder trim, for outside of door. (NOTE: Available 626 or 630 finish, with 03, 06, or 17 levers. Other levers/finishes require extended leadtimes.)											
L283-429	Indicator, N Escutcheon, Outside Cylinder - LOCKED/UNLOCKED										
L283-430	Indicator, N Escutcheon, Outside Cylinder - VACANT/OCCUPIED										
L283-431	Indicator, N Escutcheon, Outside Cylinder - DO NOT DISTURB										
L283-432	Indicator, N Escutcheon, Outside Cylinder - symbols only										
Escutcheon trim - cointurn, for outside of door. (NOTE: Available 626 or 630 finish, with 03, 06, or 17 levers. Other levers/finishes require extended leadtimes.)											
L283-441	Indicator, N Escutcheon, Cointurn - LOCKED/UNLOCKED										
L283-442	Indicator, N Escutcheon, Cointurn - VACANT/OCCUPIED										
L283-443	Indicator, N Escutcheon, Cointurn - DO NOT DISTURB										
L283-444	Indicator, N Escutcheon, Cointurn - symbols only										
Escutcheon trim - privacy, for outside of door. (NOTE: Available 626 or 630 finish, with 03, 06, or 17 levers. Other levers/finishes require extended leadtimes.)											
L283-445	Indicator, N Escutcheon, Privacy - LOCKED/UNLOCKED										
L283-446	Indicator, N Escutcheon, Privacy - VACANT/OCCUPIED										
L283-447	Indicator, N Escutcheon, Privacy - DO NOT DISTURB										
L283-448	Indicator, N Escutcheon, Privacy - symbols only										
ADA Thumbturn											
L583-363 suffix	ADA thumbturn upgrade; specify indicator w/ thumbturn p/n + L583-363	Add \$15.30 to price									
Note: Addition of indicator may require additional door preparation. See installation instructions on-line for details											
Ordering Instructions: Specify part number and finish. EX: L283-437 L583-363 626 for N Escutcheon Locked/Unlocked indicator w/ ADA thumbturn in 626. Outside escutcheon indicators also require lever design EX: L283-441 03 626 for N escutcheon cointurn indicator with 03 lever in 626 finish											
Parts											
L583-709	Message sign, LOCKED/UNLOCKED, for 180 degree indicator										
L583-710	Message sign, OCCUPIED/VACANT, for 180 degree indicator										
L583-711	Message sign, DO NOT DISTURB/blank, for 180 degree indicator										
L583-712	Message sign, symbols only, for 180 degree indicator										
L583-705	Cam, 180 degree indicator, thumbturn and cointurn indicators										2.70
L283-561	Cam and retaining ring kit, 180 degree indicator, cylinder and privacy indicators										3.60
L583-755 xx	Sectional trim screw (specify finish as xx)										2.20
L583-579	Sectional mounting plate screw, top										3.30
L583-757	Sectional mounting plate screw, bottom										3.30
L583-717	Sectional mounting plate, cylinder indicator										43.80
L583-752	Sectional mounting plate, coin/privacy/thumbturn indicator										43.80

MORTISE

L-37



MORTISE

L-38

Occupancy Indicator - "old style" (for Sectional (rose) trim)													
Available Finishes		605	606	609	612	613	619	622	625	626	629	630	643e
		▪	▪	▪	▪	▪	▪	▪	▪	▪	▪	▪	▪
Part Number	Description	Price Each											
09-611	"Do Not Disturb" occupancy indicator for rose trim. Includes driver bar L583-245	\$104.00											
09-611 L583-375	"Occupied" occupancy indicator for rose trim. Includes driver bar L583-245	122.00											
09-611 XL11-986	"Locked" occupancy indicator for rose trim. Includes driver bar L583-245	5.20											
L583-245	Occupancy indicator driver bar	5.20											

Ordering instructions: Specify part number and finish. Ex: 09-611 L583-375 626

Escutcheon Thru-Bolts													
Available Finishes		605	606	609	612	613	619	622	625	626	629	630	643e
		▪	▪	▪	▪	▪	▪	▪	▪	▪	▪	▪	▪
Part Number	Description	Price Each											
L Escutcheon Thru-bolts: two required per lock													
L583-119	L escutcheon thru bolts for 1 3/8" door thickness	\$5.60											
L583-120	L escutcheon thru bolts for 1 3/4" door thickness												
L583-121	L escutcheon thru bolts for 2" door thickness												
L583-122	L escutcheon thru bolts for 2 1/4" door thickness												
L583-123	L escutcheon thru bolts for 2 1/2" door thickness	6.70											
L583-287	L escutcheon mounting screws for L9175 half-dummy function	5.00											
N Escutcheon Thru-Bolts: two required per lock													
K510-389	N escutcheon thru bolts for 1 3/4" door thickness	6.70											
K510-390	N escutcheon thru bolts for 2" to 2 1/4" door thickness												
L583-133	N Escutcheon mounting screws for L0170 single dummy function	0.84											

Ordering instructions: Specify part number and finish. Ex: L583-120 626.

Mounting Posts (Ferrules)												
Part Number	Description	Price Each										
L Mounting Posts (Ferrules): two required per lock												
L583-211	Mounting post for 1 3/8" door thickness	\$10.70										
L583-212	Mounting post for 1 3/4" door thickness											
L583-213	Mounting post for 2" door thickness											
L583-214	Mounting post for 2 1/4" door thickness											
L583-215	Mounting post for 2 1/2" door thickness											
L583-216	Mounting post for 2 3/4" door thickness											
L583-217	Mounting post for 3" door thickness											
L583-218	Mounting post for 3 1/4" door thickness	27.30										
L583-219	Mounting post for 3 1/2" door thickness											
LV Mounting Posts (Ferrules): two required per lock												
L583-497	LV mounting post for 1 3/4" door thickness	\$22.40										
L583-498	LV mounting post for 2" door thickness											
L583-499	LV mounting post for 2 1/4" door thickness											
L583-500	LV mounting post for 2 1/2" door thickness											
L583-501	LV mounting post for 2 3/4" door thickness											
L583-502	LV mounting post for 3" door thickness	29.60										
L583-503	LV mounting post for 3 1/4" door thickness											
L583-504	LV mounting post for 3 1/2" door thickness											

Ordering instructions: Specify part number.

Spindle & Springs												
Part Number	Description	Price Each										
Spindle & Spring Kits (qty two each)												
L283-198	Spindles and springs for 1-3/8" - 1 7/8" doors	14.60										
L283-199	Spindles and springs for 2" - 3 1/2" doors	17.20										
Spindles & Springs (qty one each)												
L283-060	Spindle and spring for 1 3/8" - 1 7/8" doors (two required per lock)	\$7.30										
L283-061	Spindle and spring for 2" - 3 1/2" doors (two required per lock)	9.00										
L283-064	Spindle and spring, L0172, L9091/93/65, L9493/95 (one required per lock)	12.90										
L283-065	Spindle and spring, L0170 half dummy (one required per lock)	6.90										

Ordering instructions: Specify part number.

Lock Cases		
Part Number	Lock Function and Description	Price Each
L283-039	L9076, Classroom holdback	\$350.00
	L9077, Classroom security holdback	
L283-062	L9440, Privacy with deadbolt	316.00
	L9444, Privacy with deadbolt and coin turn	
L283-099	L460, L462, L463, L464, L480, L496, Deadbolt	207.00
L283-126	L9056, Entrance w/ simultaneous retraction	350.00
L283-131	L9010, Passage	202.00
L283-132	L9040, Privacy	295.00
	L9044 Privacy with Coin turn	
L283-133	L9050, Office	350.00
	L9060, Apartment entrance	
	L9070, Classroom	
	L9071, Classroom security	
L283-134	L9080, Storeroom	350.00
L283-137	L9453, Entrance	383.00
L283-138	L9456, Corridor	513.00
	L9457, Classroom security	
	L9496, Privacy w/ "Occupied" indicator	
L283-139	L9460, L9462, L9463, L9464, Deadbolt	265.00
L283-140	L9465, Closet	383.00
	L9466, Storeroom	
	L9473, Dormitory	
L283-141	L9480, Storeroom with deadbolt	483.00
	L9485, Faculty Restroom	
	L9486, Faculty Restroom	
L283-144	L9175, Single dummy	298.00
L283-145	L9176, Double dummy	298.00
L283-146	L9082, Institution	350.00
L283-310	L9458, Classroom security w/ deadbolt and aux latch	383.00
L283-314	LM9310, Passage	1,087.00
	LM9325, Exit	
L283-316	LM9350, Office and Inner Entry	1,274.00
	LM9370, Classroom	
	LM9371, Classroom Security	
	LM9380, Storeroom	
Notes	1) Includes lock case only. Armors, strikes, mounting screws, and cylinders must be ordered separately. 2) All lock cases are shipped right hand.	
LV Lock Cases		
Part Number	Lock Function and Description	Price Each
L283-170	LV9050, Office and Inner Entry Lock	\$440.00
	LV9060, Apartment Entrance Lock	
	LV9070, Classroom Lock	
	LV9071, Classroom Security Lock	
L283-171	LV9040, Bath/Bedroom Privacy Lock	387.00
	LV9044, Privacy Lock With Coin Turn Outside	
L283-172	LV9076, Classroom Holdback Lock	440.00
	LV9077, Classroom Security Holdback Lock	
L283-173	LV9080, Storeroom Lock	440.00
L283-176	LV9453, Entrance Lock	475.00
L283-177	LV9456, Corridor Lock	475.00
	LV9457, Classroom Security Lock	
	LV9496, LV9486 Lock With "OCCUPIED" Indicator	
L283-178	LV9480, Storeroom Lock With Deadbolt	573.00
	LV9485, Faculty Restroom	
	LV9486, Faculty Restroom w/"Do Not Disturb" Indicator	
L283-180	LV9056, LV9050 Lock With Simultaneous Retraction	440.00
L283-181	LV9440, Privacy Lock With Deadbolt	407.00
	LV9444, Privacy Lock With Deadbolt and Coin Turn Outside	
L283-182	LV9082, Institution Lock	440.00
L283-311	LV9458, Classroom security w/ deadbolt and aux latch	475.00
L283-317	LMV9350, Office and Inner Entry	1,365.00
	LMV9370, Classroom	
	LMV9371, Classroom Security	
	LMV9380, Storeroom	

MORTISE

L-40

Electrified Lock Cases

Part Number	Lock Function and Description	Price Each
L283-347	L9090/L9092/L9094 electrified chassis. Specify EL (electrically locking) or EU (electrically unlocking)	634.00
L283-392	L9090/92/94 electrified chassis w/ RX. Specify EL or EU operation	804.00
L283-393	L9090/92/94 electrified chassis w/ LX. Specify EL or EU operation	804.00
L283-479	L9090/92/94 electrified chassis w/ DPS. Specify EL or EU operation.	804.00
L283-394	L9090/92/94 electrified chassis w/ RX & LX. Specify EL or EU operation	975.00
L283-481	L9090/92/94 electrified chassis w/ RX & DPS. Specify EL or EU operation	975.00
L283-483	L9090/92/94 electrified chassis w/ RX, LX & DPS. Specify EL or EU operation	1,147.00
L283-395	L9091/L9093/L9095 electrified chassis. Specify EL (electrically locking) or EU (electrically unlocking)	634.00
L283-396	L9091/93/95 electrified chassis w/ RX. Specify EL or EU operation	804.00
L283-397	L9091/93/95 electrified chassis w/ LX. Specify EL or EU operation	804.00
L283-480	L9091/93/95 electrified chassis w/ DPS. Specify EL or EU operation	804.00
L283-398	L9091/93/95 electrified chassis w/ RX & LX. Specify EL or EU operation	975.00
L283-482	L9091/93/95 electrified chassis w/ RX & DPS. Specify EL or EU operation	975.00
L283-484	L9091/93/95 electrified chassis w/ RX, LX & DPS. Specify EL or EU operation	1,147.00
L283-467	L9492/94 electrified chassis. Specify EL or EU operation	669.00
L283-469	L9492/94 electrified chassis w/ RX. Specify EL or EU operation	840.00
L283-471	L9492/94 electrified chassis w/ DBM. Specify EL or EU operation	840.00
L283-473	L9492/94 electrified chassis w/ RX & DBM. Specify EL or EU operation	1,010.00
L283-475	L9492/94 electrified chassis w/ RX, LX & DBM. Specify EL or EU operation	1,181.00
L283-468	L9493/95 electrified chassis. Specify EL or EU operation	669.00
L283-470	L9493/95 electrified chassis w/ RX. Specify EL or EU operation	840.00
L283-472	L9493/95 electrified chassis w/ DBM. Specify EL or EU operation	840.00
L283-474	L9493/95 electrified chassis w/ RX & DBM. Specify EL or EU operation	1,010.00
L283-476	L9493/95 electrified chassis w/ RX, LX & DBM. Specify EL or EU operation	1,181.00

Miscellaneous Parts		
Part Number	Description	Price Each
36-080	O-ring, L9080 EL/EU	\$2.80
39-042	Plastic lock case cover for display - for locks manufactured after January, 1998	86.50
K110-550	Pack of truarc ring (1), spacer (2), knobs	7.90
K510-320	Wood plug, dummy, L0170, L0172	8.10
K510-842	Electrified lock bushing, L9080 EL/EU	1.10
L283-003	Deadbolt (except L9453, L9465, L9466, L9473)	52.90
L283-004	Entrance deadbolt, L9453	52.90
L283-006	Auxiliary latchbolt assembly	16.80
L283-008	Latchbolt assembly (except L9076)	52.90
L283-010	Locking link, L9076	17.10
L283-029	(2) Spacers for ANSI A115.1 metal door preparations	33.70
L283-030	Pack of 20 truarc rings, levers	20.00
L283-031	Mounting plate, inside lever	18.30
L283-040	Spring cage (1 required per lever)	9.00
L283-049	Latchbolt assembly, L9076	52.90
L283-055	Cylinder retainer plate and screw - for locks manufactured after April, 1994	16.80
L283-057	(2) Mounting Post, (2) Screws, L-Series, OSU	26.30
L283-075	Deadbolt, L9465, L9466, L9473	53.00
L283-112	Lock case, L9000-Series - for locks manufactured after January, 1998.	53.00
L283-127	Lock case and cover, L400-Series	76.00
L283-128	Lock case, L400-Series. See L283-127 for sellable part.	—
L283-150	Mounting plate for inside rose trim on one side of door only	36.80
L283-452	RX Module for L909x series electrified mortise	171.00
L583-004	Standoff post	2.30
L583-015	Latchbolt guide	3.50
L583-748	Retractor hub (2 required per lock) - replaces L583-019	3.90
L583-020	Retractor hub spacer	4.10
L583-021	Retractor lever	3.60
L583-022	Retractor rocker	2.80
L583-023	Blocking plates	3.50
L583-024	Retractor link	7.30
L583-025	Retractor crank	7.30
L583-026	Hub spring	1.40
L583-027	Fire door fuse	2.30
L583-028	Fire door catch	2.80
L583-029	Turn hub	17.90
L583-030	Entrance hub	14.50
L583-031	Cam follower	9.70
L583-035	Turn hub spring	3.50
L583-038	Auxiliary bar guide	2.70
L583-043	Locking catch, L9080 EL/EU	17.80
L583-044	Stop spring	1.70
L583-045	Locking catch (except L9080 EL/EU)	18.30
L583-047	Catch spring	4.10
L583-048	Locking link (except L9076)	4.10
L583-049	Entrance link	6.90
L583-050	Link pin	1.70
L583-051	Transfer lever	1.70
L583-053	Simultaneous retractor (except L9040 and L9056)	7.30
L583-056	Catch pin	3.60
L583-057	Spindle anchor	28.70
L583-058	Simultaneous retractor, L9040, L9056	7.70
L583-063	Spring retainer, L9080 EL/EU	8.00
L583-064	Solenoid spring, L9080 EL/EU	2.60

MORTISE

L-42

Miscellaneous Parts (cont'd)		
Part Number	Description	Price Each
L583-065	Electrified link, L9080 EL/EU	\$11.10
L583-066	Mounting plate screw (2 required per lock)	1.30
L583-156	Transfer lifter	6.80
L583-174	Holdback dog, L9076	5.60
L583-192	Dog spring, L9076	0.56
L583-196	Auxiliary stop	5.50
L583-286	Mounting bar, L0170, L0172	22.40
L583-290	Mounting plate screw, knob dummy trim, L0170, L9175	1.40
L583-291	Mounting plate screw, lever dummy trim, L0170, L9175	1.40
L583-321	Mounting plate, inside knob	6.80
L583-322	Spacer for fixed levers	3.60
L583-426	Faceplate tab 1 1/4" - for locks manufactured after July, 1994	4.80
L583-427	Faceplate tab 1 1/16" - for locks manufactured after July, 1994	5.50
L583-454	Case cover screw (4 required per L9000-Series lock case; 3 required per L400-Series lock case)	1.40
L583-468	Dummy spindle anchor	122.00
L583-481	Cylinder retainer screw - for locks manufactured after April, 1994	2.60
L583-485	Lock handing screw - for locks manufactured after April, 1994	1.60
L583-490	Cylinder retainer - for locks manufactured after January, 1998	6.60
L583-492	Cylinder retainer screw plate - for locks manufactured after April, 1994	3.20
L583-494	Lock case cover, L400-Series. See L283-127 for sellable part.	23.50
L583-496	Lock case cover, L9000-Series - for locks manufactured after January, 1998	36.50
L583-760	DPS magnet	14.30
L583-761	DPS magnet tray	14.30

Anti-Ligature Conversion Kits - for 1-3/4" thick doors only				
Part Number	Converts	Contents	Conversion Instructions	Price Each
Convert to SKI Anti-Ligature Knob				
09-155	L9010, L9060, L9070, L9071, L9076, L9077, L9080, L9092EL/EU L9082, L9095EL/EU, L9176, L9457, L9458, L9465, L9466, L9482, to anti-ligature	(2) anti-ligature knob assemblies (2) anti-ligature blocking rings	See instruction sheet	\$1,138.00
09-156	L9050, L9056, L9412, L9453, L9456, L9460 w/ pull, L9473, L9480, L9485, to anti-ligature	(2) anti-ligature knob assemblies (1) anti-ligature blocking ring (1) anti-ligature thumbturn assembly		1,425.00
09-159	L9040, L9440 to anti-ligature	(2) anti-ligature knob assemblies (1) anti-ligature thumbturn assembly (1) emergency ADA turn (1) emergency button		1,425.00
Convert to SLI Anti-Ligature Lever				
09-138	L9010, L9060, L9070, L9071, L9076, L9077, L9080, L9092EL/EU, L9082, L9095EL/EU, L9176, L9457, L9458, L9465, L9466, L9482, to anti-ligature	(2) anti-ligature lever assemblies (2) anti-ligature blocking rings (2) trim ferrules	See instruction sheet	\$1,484.00
09-139	L9050, L9056, L9412, L9453, L9456, L9460 w/ pull, L9473, L9480, L9485, to anti-ligature	(2) anti-ligature lever assemblies (1) anti-ligature blocking ring (1) anti-ligature thumbturn assembly (2) trim ferrules		1,771.00
09-189	L9040, L9440 to anti-ligature	anti-ligature lever assemblies (1) anti-ligature thumbturn assembly (1) emergency ADA turn (1) emergency button (2) trim ferrules		1,771.00
Deadbolt conversion to anti-ligature				
09-157	L462, L464, L9462, L9464 to anti-ligature	(2) anti-ligature blocking rings		\$135.00
09-158	L460, L480, L9460 to anti-ligature	(1) anti-ligature blocking ring (1) anti-ligature thumbturn assembly		710.00
Notes	1) For 1 3/4" doors w/ sectional trim only. 2) Available in 630 (Satin Stainless Steel) or 630AM (Satin Stainless Steel Anti-Microbial) finish only. 3) If applicable please specify "P" for (P) cylinder types, "R" for (R,J,F,T) cylinder types, and "BD" for (BD, BDC, GD, HD) cylinder types following the part number. Not available with the "L" cylinder option (lock less cylinder).			

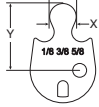
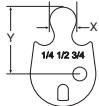
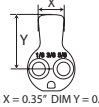
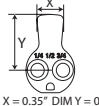
Classroom Security Function Conversion Kits					
Part Number	Converts		Contents	Conversion Instructions	Price Each
Rose Trim					
38-090	L9070P to L9071P L9076P to L9077P		(1) 30-001-118 Cylinder (2) 36-082-018 Blocking Ring	Add cylinder and 1 blocking ring to inside. Add 1 blocking ring to outside.	\$113.00
38-091	L9070R to L9071R L9076R to L9077R		(1) 30-008 Cylinder (2) 36-082-050 Blocking Ring	Add cylinder and 1 blocking ring to inside. Use 1 blocking ring to replace existing outside blocking ring.	182.00
38-092	L9070BD to L9071BD L9076BD to L9077BD		(1) 80-108 Cylinder (2) 36-082-050 Blocking Ring		113.00
L Escutcheon Trim					
38-093	L9070P to L9071P L9076P to L9077P		(1) 30-001-118 Cylinder (includes Compression Spring and Ring) (1) 36-082-012 Blocking Ring (1) 09-635 Escutcheon	Replace existing inside escutcheon. Add cylinder and compression spring only to inside. Add compression ring only to outside.*	\$254.00
38-094	L9070R to L9071R L9076R to L9077R		(1) 30-008 Cylinder (1) 36-082-012 Blocking Ring (1) 09-635 Escutcheon	Replace existing inside escutcheon. Add cylinder and blocking ring to inside.	254.00
38-095	L9070BD to L9071BD L9076BD to L9077BD		(1) 80-108 Cylinder (1) 09-635 Escutcheon	Replace existing inside escutcheon. Add cylinder to inside.	181.00
* Also add blocking ring to outside of 1 5/8" doors. Use compression spring only on outside of 1 7/8" doors.					
Notes	1) Specify finish and keying. 2) Subject to same discount as L-Series Locks. 3) Use of these kits requires drilling hole in door for inside cylinder.				

Vandlgard Retrofit Kit - Specify door thickness (1 3/4" - 3 5/8") when ordering						
Part Number	Converts		Contents	Conversion Instructions	Note	Price Each
Rose Trim						
39-034	L to LV		(1) L283-200 Mounting Post Pack (1) L583-345 24061897 Catch Retractor (1) L283-147 Retractor Assembly (1) L583-383 Crank Retractor (1) L583-386 Bottom Hub (1) L583-387 Top Hub (1) P515-528 Handing Label (1) P515-683 Instruction Sheet	Please refer to instruction sheet.	For L9080, L9480, L9485 and L9486 functions, add to kit (1) L283-040 Spring Cage.	\$58.10
39-234	L9082 and L9482 to LV9082 and LV9482		(1) L283-200 Mounting Post Pack (1) L583-346 Spacer (1) L583-386 Bottom Hub (1) L583-387 Top Hub (1) P515-528 Handing Label (1) P515-683 Instruction Sheet	Please refer to instruction sheet. For first time users, an instructional video is available.	Add to kit (2) L283-040 Spring Cages	53.30

LM9300 Three-Point Lock Parts		
Part Number	Description	List
24358830	LM9300 rodset 6' 8" - 8' 0" doors, 39" centerline	\$2143.00
24457715	LM9300 rodset 4' 0" - 5' 11" doors, 26" centerline	2143.00
24457723	LM9300 rodset 3' 1" - 3' 11" doors, 15" centerline	2143.00
Note	LM9300 rodsets require specially prepped door from Steelcraft	

MORTISE
L-43

Screw Packs													
Available Finishes		605	606	609	612	613	619	622	625	626	629	630	643e
		▪	▪	▪	▪	▪	▪	▪	▪	▪	▪	▪	▪
Part Number	Description	Price Each											
Standard Screw Packs													
C203-736	Lock Case Screws: contains (2) C603-256, #12-24 WMS PFH. Specify 455 Finish.	\$6.00											
C203-736	Strike Screws: Contains: (2) C603-256, #12-24 WMS PFH.												
K110-020	Armor Front Screws: Contains (2) K510-210, #8-32 x 1/4" MS PFH	0.82											
K110-947	Rose Trim Thumbturn screws: Contains: (2) K510-445, #4 x 1/2" POH AB	7.50											
L283-100	Trim Mount Screws & Posts, 1 3/4" door: Contains: (2) L583-066, #8-32 x 1/2" PFH (2) L583-212, 1 3/4" posts. Finish not required.	26.30											
L283-101	L escutcheon thru-bolts, 1 3/4" doors Contains: (2) L583-120	10.50											
L283-154 xx	Part pack for L mortise. Specify finish (xx) Contains: (2) spindles, (2) spindle spring, (2) ferrules, (2) ferrule screws, (2) mounting screws, (2) armor screws, (2) strike screws	41.00											
L583-585	Set screw, SK1 knob / SL1 lever	4.20											
MS = Metal Screw WMS = Wood/Metal Screw PFH = Phillips Flat Head POH = Phillips Oval Head													
Torx® Screw Packs*													
L283-121	Rose trim w/o thumbturn. Contains: (2) armor screws, #8-32 x 1/4" (T-15) (2) strike screws, #12-24 x 1/2" (T-20)												
L283-122	Rose trim w/ thumbturn. Contains: (2) armor screws, #8-32 x 1/4" (T-15) (2) strike screws, #12-24 x 1/2" (T-20) (2) thumbturn screws, #4 x 1/2" (T-8)												
L283-123	L Escutcheon for 1 3/4" doors. Contains: (2) armor screws, #8-32 x 1/4" (T-15) (2) esc. screws, 1/4-28 x 2 1/8" (T-30) (2) strike screws, #12-24 x 1/2" (T-20)	\$20.20											
XL11-848 Ⓜ	N Escutcheon for 1 3/4" doors. Contains: (2) armor screws, #8-32 x 1/4" (T-15) (2) strike screws, #12-24 x 1/2" (T-20) (2) esc. screws, #8-32 x 1 1/2" (T-20)												
*	Torx screw packs furnished with appropriate T-xx installation tool.												
Ⓜ	Extended lead time												
Ordering instructions: Specify part number and finish. Ex: L283-123 626.													
Special Parts													
Available Finishes		605	606	609	612	613	619	622	625	626	629	630	643e
		▪	▪	▪	▪	▪	▪	▪	▪	▪	▪	▪	▪
Part Number	Description	Price Each											
XL11-422	Solid latchbolt (nylon insert) for use with electric strikes. Finish not required. Price listed is adder to lock	\$98.00											
XB11-720	Mortise cylinder turn unit with ADA complaint style thumbturn. Price listed is adder to 09-900, 09-904, 09-905 or 09-907	110.00											
XK10-992	10-072 strike with >2" thru 6" lip. Specify lip length on order	185.00											
XL11-515	1/8" thick lead plate. Specify lock function and door hand on order	462.00											
XL11-634	Blank inside L escutcheon	288.00											
XL11-636	Blank outside L or N escutcheon. Specify L or N on order.	395.00											
XL11-743	Armor front with cutout to receive deadbolt only, for use with L9110, L9175 and L9176 dummy functions	120.00											
XL11-820	Strike, 1 3/16" lip, one hole for latching functions, RH & LHR doors												
XL11-821	Strike, 1 3/16" lip, one hole for latching functions, LH & RHR doors	39.00											

Mortise Cylinders															
Available Finishes				605	606	609	612	613	619	622	625	626	629	630	643e
Cam	Description	Cylinder Mechanism	Complete Cylinder	Price Each											
				Open	Restricted										
L583-474 For cyl. length 1 1/8", 1 3/8", 1 5/8"  Dim. X = .261 Y = .644 L583-475 For cyl. length 1 1/4", 1 1/2", 1 3/4"  Dim. X = .261 Y = .644	Cylinder Only: L & N Escutcheons	Conventional	30-021	\$68.00	\$84.00										
		Primus Controlled Access	20-793	140.00											
		Primus XP Controlled Access	20-793-XP	170.00											
		Primus UL437	20-593	170.00											
		Primus XP UL437	20-593-XP	170.00											
		Hotel Function (Conventional)	30-022	107.00	123.00										
	Cylinder With Compression Ring & Spring: Rose Trim	Conventional	30-001	78.00	94.00										
		Everest 29 SL (R/B Keyways only)	91-062	\$94.00											
		Primus Controlled Access	20-787	148.00											
		Primus XP Controlled Access	20-787-XP	148.00											
		Everest 29 SL Primus XP (R/B Keyways only)	91-757-XP	\$148.00											
		Primus UL437	20-587	177.00											
		Primus XP UL437	20-587-XP	177.00											
		Primus Lockout	20-717	201.00											
Primus XP Lockout		20-717-XP	201.00												
Primus UL437 Lockout		20-517	216.00												
Primus XP UL437 Lockout	20-517-XP	216.00													
Hotel Function (Conventional)	30-002	112.00	128.00												
Schlage L9060 Outside and Other Straight Cam Applications															
L583-476 For cyl. length 1 1/8", 1 3/8", 1 5/8"  DIM X = 0.35" DIM Y = 0.72" L583-477 For cyl. length 1 1/4", 1 1/2", 1 3/4"  DIM X = 0.35" DIM Y = 0.72"	Cylinder Only: L & N Escutcheons	Conventional	26-021	\$68.00	\$84.00										
		Everest 29 SL (R/B Keyways only)	91-059	\$84.00											
		Primus Controlled Access	20-701	140.00											
		Primus XP Controlled Access	20-701-XP	140.00											
		Primus XP Everest 29 SL (R/B Keyways only)	91-759-XP	140.00											
		Primus UL437	20-501	170.00											
	Cylinder With Compression Ring & Spring: Rose Trim	Primus XP UL437	20-501-XP	170.00											
		Conventional	20-001	78.00	94.00										
		Everest 29 SL (R/B Keyways only)	91-051	94.00											
		Primus Controlled Access	20-700	148.00											
Primus XP Controlled Access		20-700-XP	148.00												
Primus XP Everest 29 SL (R/B Keyways only)		91-751-XP	170.00												
Primus UL437		20-500	177.00												
Primus XP UL437		20-500-XP	177.00												
Primus Lockout	20-715	201.00													
Primus XP Lockout	20-715-XP	201.00													
Primus UL437 Lockout	20-515	216.00													
Primus XP UL437 Lockout	20-515-XP	216.00													
Notes:	Prices apply to 1 1/8", 1 1/4" and 1 3/8". For 1 1/2", 1 5/8" and 1 3/4" add \$41.00. See Special Cylinders for 2" - 5" long cylinders. 1 1/8" (Dim = 118) cylinders are furnished unless otherwise specified. Cylinder lengths depend on function, trim and door thickness. See page CYL-36 for required dimension. SL cylinders available in 1 1/8" and 1 1/4" lengths only														

MORTISE

L-45

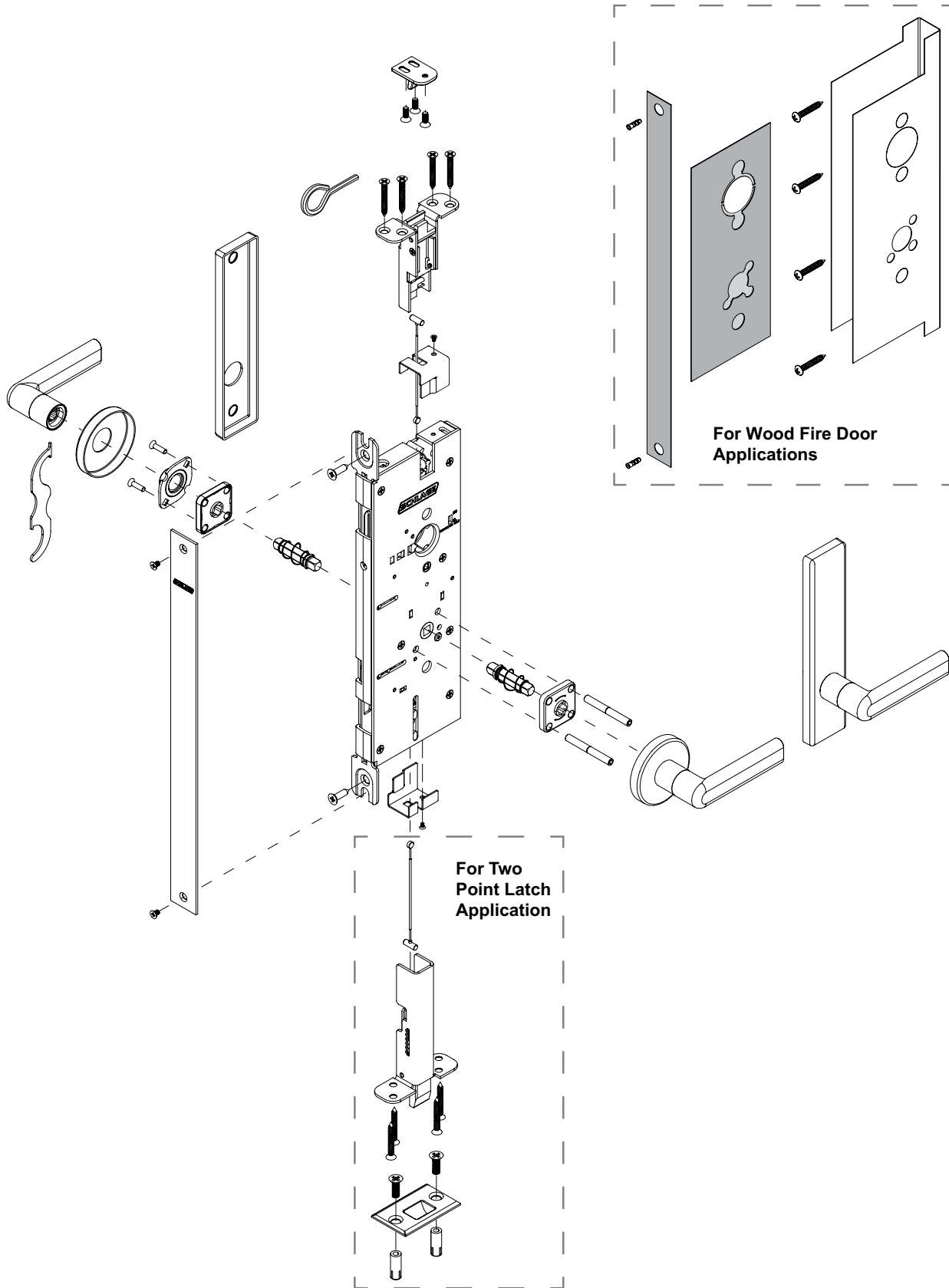
MORTISE

L-46

Allegion Connect Harnesses - Prices listed are net, discounting does not apply		
Part Number	Description	Price Each
Harnesses with Molex Connectors on both ends (for use with Hollow Metal Doors)		
CON-6	6" Wire Harness (internal p/n 106190-00)	\$9.90
CON-12	12" Wire Harness (internal p/n 106191-00)	13.10
CON-26	26" Wire Harness (internal p/n 106192-00)	14.80
CON-32	32" Wire Harness (internal p/n 106193-00)	15.90
CON-38	38" Wire Harness (internal p/n 106194-00)	17.40
CON-44	44" Wire Harness (internal p/n 106195-00)	16.90
CON-50	50" Wire Harness (internal p/n 106196-00)	17.40
CON-192	192" Wire Harness (internal p/n 106197-00)	41.50
Harnesses with Molex Connector on one end, crimped pins on other w/ attachable Molex connector (for use with Wood Doors)		
CON-6P	6" Wire Harness (internal p/n 106201-00)	\$12.60
CON-12P	12" Wire Harness (internal p/n 106202-00)	15.90
CON-26P	26" Wire Harness (internal p/n 106203-00)	17.40
CON-32P	32" Wire Harness (internal p/n 106204-00)	18.60
CON-38P	38" Wire Harness (internal p/n 106205-00)	19.10
CON-44P	44" Wire Harness (internal p/n 106206-00)	19.60
CON-50P	50" Wire Harness (internal p/n 106207-00)	20.20
CON-192P	192" Wire Harness (internal p/n 106208-00)	43.70
Harness with Molex Connector on one end, stripped leads on other (for connection to power supply)		
CON-6W	6" extension to power supply (internal p/n 106210-00)	\$12.60
Service Kit		
CON-KIT	Connector Service Kit (internal p/n 050823-00-00) contains: -100 each male & female terminals -10 each 4-pin and 8-pin male connectors -10 each 4-pin and 8-pin female connectors - 1 extraction tool"	\$104.00

LM9200 - Series

Concealed two-point latching system for wood or hollow metal doors



MULTIPOINT

LM9200-1

NOTE: LM9200 series requires unique factory-prepped doors; please contact sales representative for list of compatible door manufacturers.

LM9200 - Series

Ordering Procedures

To order Schlage products, descriptive data should be in the sequence as shown below.

Line Item	Qty	Product	Outside		Inside		Hand	Latch	Strike	Dr Thk	Ext	DIM	Additional Details
			DES	FIN	DES	FIN							
1	1	LM9250P	06A	626	17B	643e	RH	LBL	-	134	-	7'0"	KA

Line Item: Line item number

Qty: Quantity

Product: Product function + cylinder code. No suffix is required for non-firerated wood or hollow metal doors; use 'F' suffix for firerated wood doors and 'M' suffix for firerated hollow metal doors.

Outside Des: Outside lever design + rose/escutcheon code

Outside Fin: Outside finish

Inside Des: Inside lever design + rose/escutcheon code; specify only if different from outside

Inside Fin: Inside finish; specify only if different from outside

Hand: Hand of door (LH, LR, RH, RR)

Latch: specify LBL (Less Bottom Latch) if top-latch only solution desired

Strike: Not applicable; product ships with standard strikes only

Dr Thk: Door Thickness; leave blank for standard thickness (1 3/4") or specify if non standard. Example: 200 = 2", 214 = 2 1/4"

Ext: Extension, enter one of the following when door thickness 2" or greater are specified: EE = Extended Equally, EI = Extended Inside, EO = Extended Outside

Dim: Height of door (6'8"-10'0" for non-fire rated openings, 6'8"-8'0" for fire rated openings)

Additional Details: Enter additional detail for keying information or special requirements

Common Pricing Information



1.	Locks are furnished with standard features unless otherwise specified.
2.	Door thickness is 1 3/4" unless otherwise specified.
3.	Split finishes and designs will be priced at the highest list price of the design and/or finish.
4.	 denotes a lock or part that requires an extended lead time.
5.	 denotes a handed product and requires handing to be specified.
6.	For all restricted keyways (Everest D, Everest 29 T, Quad, Numbered, Reversed) add \$16.00. This does not apply to Primus cylinders. See Terms and Conditions for ordering information and requirements.
7.	Locks, keys and cylinders containing restricted keyways require additional documentation to order. Please see Terms and Conditions for the specific requirements.
8.	Keyway must be specified for keyed functions and cylinders. If not specified, default keyway will be S123 for KA, KD and 0-bitted product and S145 for Factory managed masterkey systems.
9.	Multiple keying options are available. Locks and cylinders are furnished KD unless otherwise specified or excepted by notation.
10.	Control Keys for permanent and construction cores are not included with the lock or cylinder and must be ordered separately.
11.	Locks specified with "C" keyway and KD or 0-bitted will receive 6 pin cylinders.
12.	Full Size Interchangeable Cores (FSIC) are furnished 1-bitted unless otherwise specified. If 0-bitted is selected, the order will be entered as 1-bitted. This does not apply to FSIC Primus® cores.
13.	Conventional cylinders, Primus cylinders (conventional and FSIC) can be supplied 0-bitted. If 1-bitted is selected, the order will be entered as 0-bitted.
14.	Available plug face finishes are 606 and 626. For brass or bronze finish colors, the plug face finish is 606. For chrome, nickel or stainless steel finish colors, the plug face finish is 626.
15.	Locks and cylinders will be furnished with 2 keys each as standard. Additional keys will be charge at the additional cut keys charge appropriate for the cylinder/key type

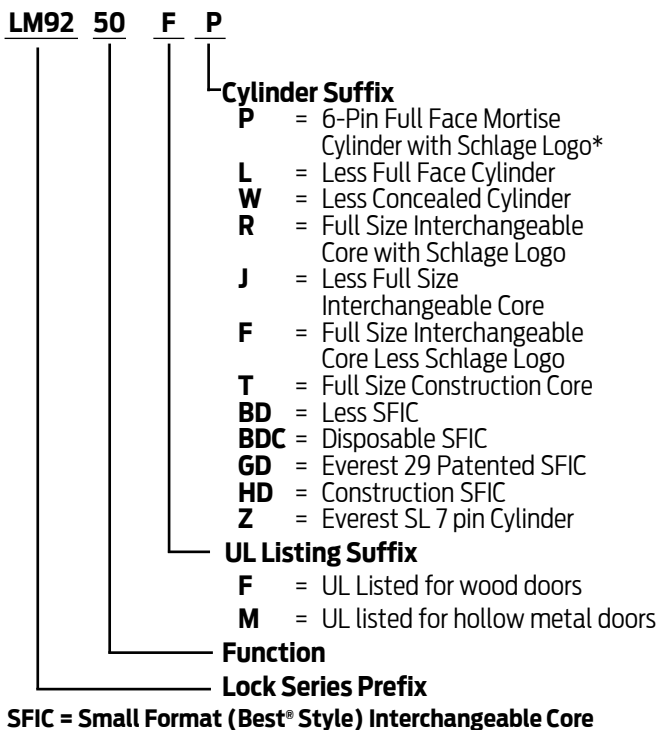
Table of Contents

Functions	LM-4
Complete Locks	LM-6
Standard Lever Collection A, B or C Rose Trim	LM-6
Standard Lever Collection Escutcheon Trim	LM-8
M Lever Collection A, B or C Rose Trim	LM-10
M Lever Collection Escutcheon Trim	LM-12
Options	LM-14
Cylinder Options	LM-14
Locks Less Components	LM-15
Non-Standard Door Thickness	LM-15
Indicators (for Sectional (rose) or N Escutcheon Trim) ..	LM-16
Tactile Warning	LM-16
ADA Thumbturn	LM-16
Lever Trak	LM-16
Anti-Microbial Coating	LM-16
Parts	LM-17
Levers & Knobs, Roses, Escutcheons	LM-17
Outside Lever/Knob Assemblies	LM-18
Armor Fronts & Strikes	LM-18
Buttons, Thumbturns, Coin Turns, Cylinder Turns	LM-19
Occupancy Indicators	LM-19
Thru-Bolts	LM-20
Mounting Posts	LM-20
Springs & Spindles	LM-20
Lock Cases	LM-21
Latch Kits	LM-21
Strikes	LM-21
Cables	LM-21
Fire Rated Components	LM-21
Miscellaneous Parts	LM-22
Mortise Cylinders	LM-23
Allegion Connect Harnesses	LM-24

Complete Cylinders See Cylinders Section
How To Order Forms & Examples

BAA/ARRA
 Contact your local SSC or
 Sales Rep. for ordering details


Product Identification



Finish Codes and Descriptions

Code	Description
605 (US 3)	Bright Brass
606 (US 4)	Satin Brass
609 (US 5)	Antique Brass
612 (US10)	Satin Bronze
613 (US10B)	Oil Rubbed Bronze
619 (US 15)	Satin Nickel
622 (US19)	Matte Black
625 (US 26)	Bright Chromium Plated
626 (US 26D)	Satin Chromium Plated
626AM (A)	Antimicrobial Coating on Satin Chromium
629 (US 32)	Bright Stainless Steel
630 (US 32D)	Satin Stainless Steel
630AM (A)	Antimicrobial Coating on Satin Stainless Steel
643e (US 11)	Aged Bronze

Standard Features

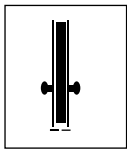
<p>Certifications</p> <p>Case Size</p> <p>Armor Front</p> <p>Backset</p> <p>Cylinder</p> <p>Door Range</p> <p>Keys</p>	<p>Wood door applications: available UL listed for 60 minute fire door with two point latch or 20 minute fire door with top latch only.</p> <p>Hollow metal door applications: available UL listed for 90 minute fire door with two point latch, one point latch, or double egress with astragal.</p> <p>4 7/16" x 12 3/8" x 1"</p> <p>1 1/4" x 15 7/8"</p> <p>2 3/4"</p> <p>6-Pin solid brass, keyed 6-pin, S123 keyway, keyed different</p> <p>1 3/4"</p> <p>Two nickel silver cut keys per lock, 6 pin, S123 section</p>	
--	---	---

NOTE: LM9200 only available in US and Canada

LM9200 - Series Functions

Mechanical Functions

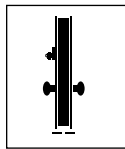
LM9210



Passage Lock

Latches retracted by lever from either side at all times. Inside lever always free for immediate egress.

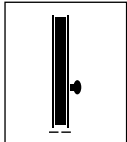
LM9270



Classroom Lock

Latches retracted by lever from either side unless outside is made inoperative by key outside. Outside lever remains locked until unlocked by key. Inside lever always free for immediate egress.

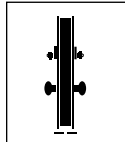
LM9225



Exit Lock

Latches retracted by lever from inside at all times. No trim on outside. Not available escutcheon trim.

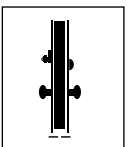
LM9271



Classroom Security Lock

Latches retracted by lever from either side unless outside is made inoperative by key from either side. Outside lever remains locked until unlocked by key either side. Inside lever always free for immediate egress.

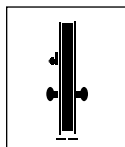
LM9250



Office/Entry Lock

Latches retracted by lever from either side unless outside is made inoperative by key outside or by turning inside thumbturn. Outside lever remains locked until thumbturn is returned to vertical or unlocked by key. Inside lever always free for immediate egress.

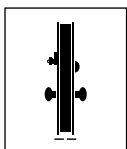
LM9280



Storeroom Lock

Latches retracted by outside lever after key inserted and turned 280° or by inside lever. Inside lever always free for immediate egress. Specify handing on order.

LM9256




Office/Entry with automatic unlocking

Latches retracted by lever from either side unless outside is made inoperative by key outside or by turning inside thumbturn. Outside lever remains locked until thumbturn is returned to vertical, unlocked by key, or rotating inside lever. Inside lever always free for immediate egress.

All electrified locks feature automatic detection and operation with 12 or 24V DC, and a case-mounted switch that allows customer selection of EL (fail safe) or EU (fail secure) operation. Please specify lock function as EL or EU for default switch position. Locks also come standard with Allegion Connect moxex connector with 3" lead. Allegion Connect is a moxex connector system that allows rapid installation of lock when used with Allegion connect harnesses (see last page of this section of pricebook) and Allegion connect Hinges (see lves pricebook). For more information speak to your sales representative. The moxex connector can also be cut off so that the lock can be installed with traditional splicing. Request to Exit (RX) is not an available option for the LM9200 series.

**LM9290EL
LM9290EU**

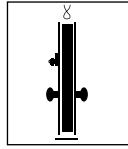
**Electrically locking/unlocking outside lever,
no cylinder**



Outside lever continuously locked (EL) or unlocked (EU) by 12 or 24V DC. EL is fail safe (power failure allows outside lever to retract latchbolt); EU is fail secure (power failure locks outside lever). Inside lever always free for immediate egress.

**LM9293EL
LM9293EU**


**Electrically locking/unlocking both levers,
Outside cylinder**



Inside and outside lever continuously locked (EL) or unlocked (EU) by 12 or 24V DC. Latchbolt retracted by key outside. EL is fail safe (power failure allows either lever to retract latchbolt); EU is fail secure (power failure locks both levers).

**LM9291EL
LM9291EU**

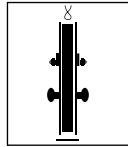
**Electrically locking/unlocking both levers,
no cylinder**



Inside and outside lever continuously locked (EL) or unlocked (EU) by 12 or 24V DC. EL is fail safe (power failure allows either lever to retract latchbolt); EU is fail secure (power failure locks both levers).

**LM9295EL
LM9295EU**


**Electrically locking/unlocking both levers,
Inside and outside cylinder**



Inside and outside lever continuously locked (EL) or unlocked (EU) by 12 or 24V DC. Latchbolt retracted by key inside or outside. EL is fail safe (power failure allows either lever to retract latchbolt); EU is fail secure (power failure locks both levers).

**LM9292EL
LM9292EU**

**Electrically locking/unlocking outside lever,
Outside cylinder**



Outside lever continuously locked (EL) or unlocked (EU) by 12 or 24V DC. Latchbolt retracted by key outside or lever inside. EL is fail safe (power failure allows outside lever to retract latchbolt); EU is fail secure (power failure locks outside lever). Inside lever always free for immediate egress.

Cast or Forged Lever Designs with Wrought Roses

<p>01</p>	<p>02</p>	<p>03</p>	<p>05</p>
<p>06</p> <p>Not available with C Rose</p>	<p>07</p>	<p>12</p> <p>max. specify hand</p>	<p>17</p>
<p>18</p>	<p>LAT</p>	<p>LON</p>	<p>OME</p>
<p>Accent (ACC)</p> <p>specify hand</p>	<p>Asti (AST)</p> <p>specify hand</p>	<p>Merano (MER)</p> <p>specify hand</p>	

Note: Above images shown with A Rose. (except for ligature resistant trim)

Wrought Rose Designs

<p>A</p> <p>2 1/8" (54 mm) diameter</p>	<p>B</p> <p>2 9/16" (65mm) diameter</p>	<p>C (not available 612 or 613 finish)</p> <p>2 5/8" (66mm) diameter</p>	<p>AVA (ACC lever only)</p> <p>2 5/8" (66mm) diameter</p>	<p>MER (MER lever only)</p> <p>2 5/8" (66mm) diameter</p>
--	--	---	--	--

LM9200 (A, B or C Rose Trim) - Standard Collection levers						
Function	Description	Lever Designs				
		03	06 07 12 17 OME	03 06 07 12 17 OME		
		⚙: 01, 02, 05, 18, LAT*, LON* ACC⬆, AST⬆, MER⬆ * Not available 612, 613 † Not available 629, 630				
		Finishes				
		626	626	605 606 609 612 619 622 625 643e	613 629 630	Adjustment for Less Bottom Latch (LBL option code)
FOR NON FIRERATED WOOD DOORS (6'8" - 10'0" door range, specify height on order)						
Keyless Functions						
LM9210	Passage					
LM9225	Exit	\$2,698	\$2,808	\$2,820	\$2,838	-109
LM9290EL or EU	Electrified lock, no cylinders, outside lever locks	3,041	3,151	3,163	3,181	
LM9291EL or EU	Electrified lock, no cylinders, both levers locks					
Keyed Single Cylinder Functions						
LM9250P	Office/Entry	\$2,854	\$2,964	\$2,976	\$2,994	-109
LM9256P	Office/Entry w/Automatic Unlocking	2,917	3,027	3,039	3,057	
LM9270P	Classroom	2,854	2,964	2,976	2,994	
LM9280P	Storeroom (specify handing on order)					
LM9292ELP or EUP	Electrified lock, outside cylinder, outside lever locks	3,114	3,224	3,236	3,254	
LM9293EPL or EUP	Electrified lock, outside cylinder, both levers lock					
Keyed Double Cylinder Functions						
LM9271	Classroom Security	\$2,924	\$3,034	\$3,046	\$3,064	-109
LM9295ELP or EUP	Electrified lock, inside and outside cylinders, both levers lock	3,184	3,294	3,306	3,324	
FOR UL FIRERATED WOOD DOORS (6'8" - 8'0" door range, specify height on order)						
Keyless Functions						
LM9210F	Passage					
LM9225F	Exit	\$2,848	\$2,958	\$2,970	\$2,988	-109
LM9290FEL or EU	Electrified lock, no cylinders, outside lever locks	3,191	3,301	3,313	3,331	
LM9291FEL or EU	Electrified lock, no cylinders, both levers locks					
Keyed Single Cylinder Functions						
LM9250FP	Office/Entry	\$3,004	\$3,114	\$3,126	\$3,144	-109
LM9256FP	Office/Entry w/Automatic Unlocking	3,067	3,177	3,189	3,207	
LM9270FP	Classroom	3,004	3,114	3,126	3,144	
LM9280FP	Storeroom (specify handing on order)					
LM9292FELP or EUP	Electrified lock, outside cylinder, outside lever locks	3,264	3,374	3,386	3,404	
LM9293FELP or EUP	Electrified lock, outside cylinder, both levers lock					
Keyed Double Cylinder Functions						
LM9271FP	Classroom Security	\$3,074	\$3,184	\$3,196	\$3,214	-109
LM9295FEPL or EUP	Electrified lock, inside and outside cylinders, both levers lock	3,334	3,444	3,456	3,474	
FOR UL FIRERATED HOLLOW METAL DOORS (6'8" to 8'0" door range; specify height on order)						
Keyless Functions						
LM9210M	Passage					
LM9225M	Exit	\$2,698	\$2,808	\$2,820	\$2,838	-109
LM9290MEL or EU	Electrified lock, no cylinders, outside lever locks	3,041	3,151	3,163	3,181	
LM9291MEL or EU	Electrified lock, no cylinders, both levers locks					
Keyed Single Cylinder Functions						
LM9250MP	Office/Entry	\$2,854	\$2,964	\$2,976	\$2,994	-109
LM9256MP	Office/Entry w/Automatic Unlocking	2,917	3,027	3,039	3,057	
LM9270MP	Classroom	2,854	2,964	2,976	2,994	
LM9280MP	Storeroom (specify handing on order)					
LM9292MELP or EUP	Electrified lock, outside cylinder, outside lever locks	3,114	3,224	3,236	3,254	
LM9293MELP or EUP	Electrified lock, outside cylinder, both levers lock					
Keyed Double Cylinder Functions						
LM9271MP	Classroom Security	\$2,924	\$3,034	\$3,046	\$3,064	-109
LM9294MELP or EUP	Electrified lock, inside and outside cylinders, outside lever locks	3,184	3,294	3,306	3,324	
LM9295MELP or EUP	Electrified lock, inside and outside cylinders, both levers lock					

Cast or Forged Lever Designs with Cast, Forged, or Wrought Escutcheons

MULTIPOINT

LM9200-8

<p>01</p>	<p>02</p>	<p>03</p>	<p>05</p>
<p>06</p>	<p>07</p>	<p>12</p> <p>specify hand</p>	<p>17</p>
<p>18</p>	<p>LAT</p>	<p>LON</p>	<p>OME</p>
<p>Accent (ACC)</p> <p>specify hand</p>	<p>Asti (AST)</p> <p>specify hand</p>	<p>Merano (MER)</p> <p>specify hand</p>	

Note: Above images shown with L Escutcheon.

Cast/Forged (L) or Wrought (N)

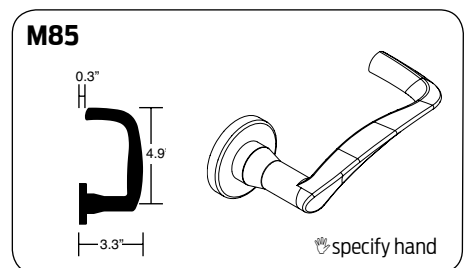
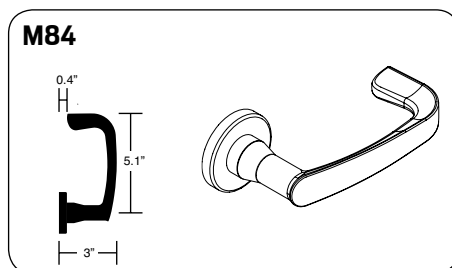
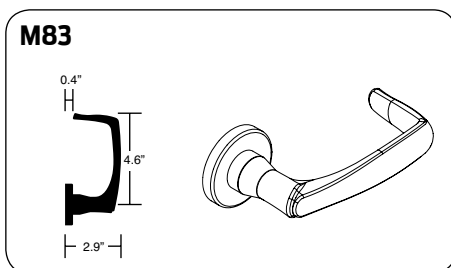
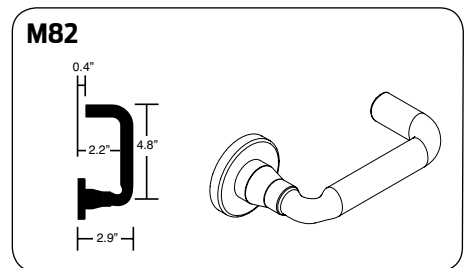
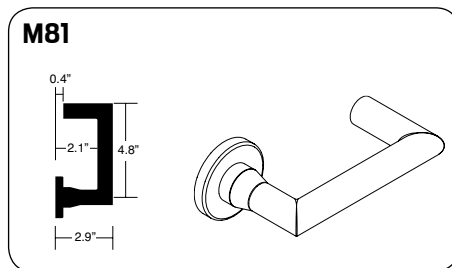
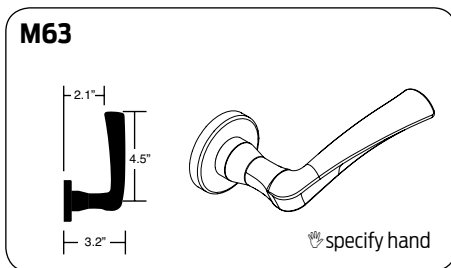
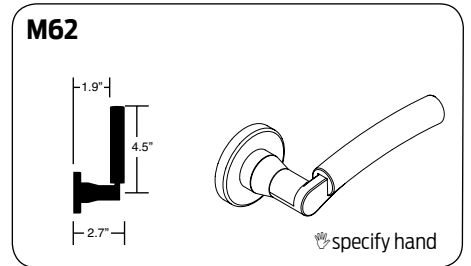
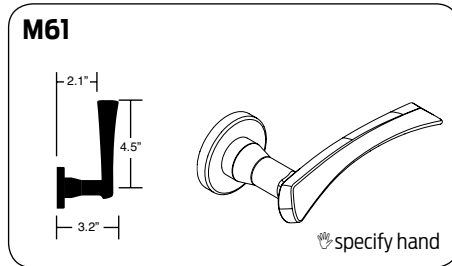
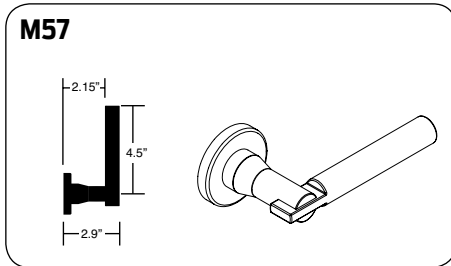
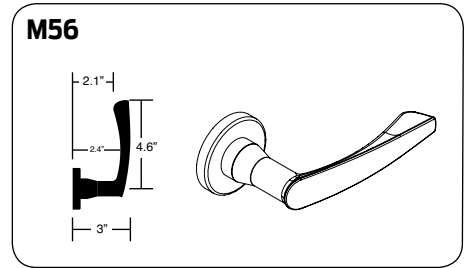
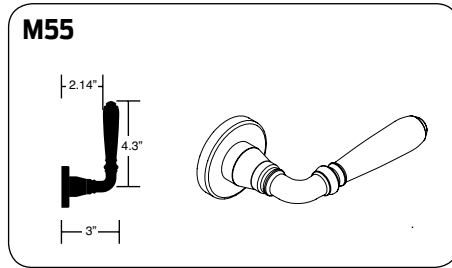
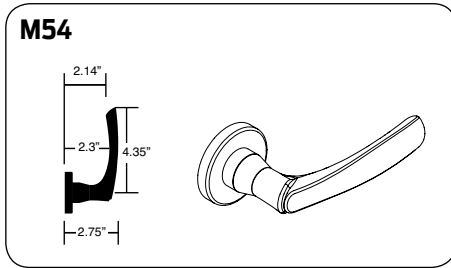
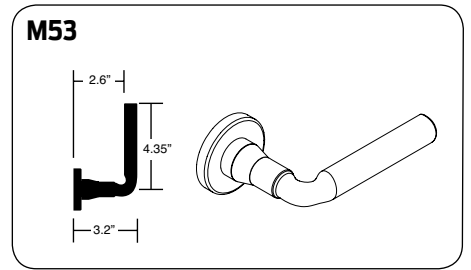
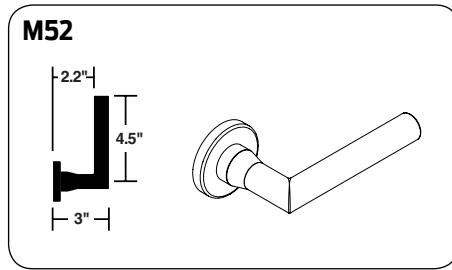
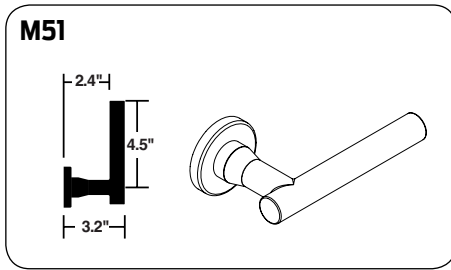
<p>L</p> <p>Dimensions: 7 15/16" x 1 3/4" x 7/16" (202mm x 44mm x 11mm)</p>	<p>N</p> <p>Dimensions: 7 7/8" x 2 1/2" x 7/16" (200mm x 64mm x 11mm)</p>
--	--

LM9200 (L or N Escutcheon) - Standard Collection levers					
Function	Description	Lever Designs			
		03 06 07 12 17 OME	03 06 07 12 17 OME		
		☒: 01, 02, 05, 18, LAT*, LON* ACC☒†, AST☒†, MER☒† * Not Available 612, 613 † Not available 629, 630			
		Finishes			
		626	605 606 609 612 619 622 625 643e	613 629 630	Adjustment for Less Bottom Latch (LBL option code)
FOR NON FIRERATED WOOD DOORS (6'8" to 10'0" door range; specify height on order)					
Keyless Functions					
LM9210	Passage	\$2,835	\$2,847	\$2,865	-109
LM9290EL or EU	Electrified lock, no cylinders, outside lever locks	3,178	3,190	3,208	
LM9291EL or EU	Electrified lock, no cylinders, both levers locks				
Keyed Single Cylinder Functions					
LM9250P	Office/Entry	\$2,991	\$3,003	\$3,021	-109
LM9256P	Office/Entry w/Automatic Unlocking	3,054	3,066	3,084	
LM9270P	Classroom	2,991	3,003	3,021	
LM9280P	Storeroom				
LM9292ELP or EUP	Electrified lock, outside cylinder, outside lever locks	3,251	3,263	3,281	
LM9293ELP or EUP	Electrified lock, outside cylinder, both levers lock				
Keyed Double Cylinder Functions					
LM9271P	Classroom Security	\$3,061	\$3,073	\$3,091	-109
LM9295ELP or EUP	Electrified lock, inside and outside cylinders, both levers lock	3,321	3,333	3,351	
FOR UL FIRERATED WOOD DOORS (6'8" - 8'0" door range; specify height on order)					
Keyless Functions					
LM9210F	Passage	\$2,985	\$2,997	\$3,015	-109
LM9290FEL or EU	Electrified lock, no cylinders, outside lever locks	3,328	3,340	3,358	
LM9291FEL or EU	Electrified lock, no cylinders, both levers locks				
Keyed Single Cylinder Functions					
LM9250FP	Office/Entry	\$3,141	\$3,153	\$3,171	-109
LM9256FP	Office/Entry w/Automatic Unlocking	3,204	3,216	3,234	
LM9270FP	Classroom	3,141	3,153	3,171	
LM9280FP	Storeroom				
LM9292FELP or EUP	Electrified lock, outside cylinder, outside lever locks	3,401	3,413	3,431	
LM9293FELP or EUP	Electrified lock, outside cylinder, both levers lock				
Keyed Double Cylinder Functions					
LM9271FP	Classroom Security	\$3,211	\$3,223	\$3,241	-109
LM9295FELP or EUP	Electrified lock, inside and outside cylinders, both levers lock	3,471	3,483	3,501	
FOR UL FIRERATED HOLLOW METAL DOORS (6'8" to 8'0" door range; specify height on order)					
Keyless Functions					
LM9210M	Passage	\$2,835	\$2,847	\$2,865	-109
LM9290MEL or EU	Electrified lock, no cylinders, outside lever locks	3,178	3,190	3,208	
LM9291MEL or EU	Electrified lock, no cylinders, both levers locks				
Keyed Single Cylinder Functions					
LM9250MP	Office/Entry	\$2,991	\$3,003	\$3,021	-109
LM9256MP	Office/Entry w/Automatic Unlocking	3,054	3,066	3,084	
LM9270MP	Classroom	2,991	3,003	3,021	
LM9280MP	Storeroom				
LM9292MELP or EUP	Electrified lock, outside cylinder, outside lever locks	3,251	3,263	3,281	
LM9293MELP or EUP	Electrified lock, outside cylinder, both levers lock				
Keyed Double Cylinder Functions					
LM9271MP	Classroom Security	\$3,061	\$3,073	\$3,091	-109
LM9294MELP or EUP	Electrified lock, inside and outside cylinders, outside lever locks	3,321	3,333	3,351	
LM9295MELP or EUP	Electrified lock, inside and outside cylinders, both levers lock				

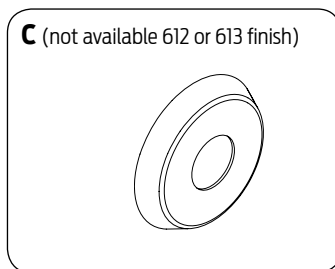
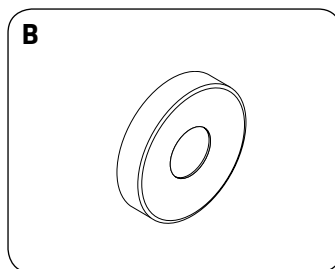
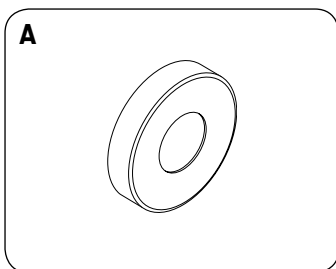
Cast or Forged Lever Designs with Wrought Roses

MULTIPOINT

LM9200-10



Wrought Rose Designs



Note: Above images shown with A Rose.

LM9200 (A, B or C Rose Trim) - M Collection levers

Function	Description	Lever Designs	
		Standard Lead-time: M51, M52, M81	
		☒: M53, M54, M55, M56, M57†, M61☒, M62☒†, M63☒, M82, M83, M84, M85 † Available 629 and 630 only	
		Finishes	
		605 606 609 619 622 625 626 629 630 643e	Adjustment for Less Bottom Latch (LBL option code)

FOR NON FIRERATED WOOD DOORS (6'8" to 10'0" door range; specify height on order)

Keyless Functions			
LM9210	Passage	\$2,838	-109
LM9225	Exit		
LM9290EL or EU	Electrified lock, no cylinders, outside lever locks	3,181	
LM9291EL or EU	Electrified lock, no cylinders, both levers locks		
Keyed Single Cylinder Functions			
LM9250P	Office/Entry	\$2,994	-109
LM9256P	Office/Entry w/Automatic Unlocking	3,057	
LM9270P	Classroom	2,994	
LM9280P	Storeroom		
LM9292ELP or EUP	Electrified lock, outside cylinder, outside lever locks	3,254	
LM9293ELP or EUP	Electrified lock, outside cylinder, both levers lock		
Keyed Double Cylinder Functions			
LM9271P	Classroom Security	\$3,064	-109
LM9295ELP or EUP	Electrified lock, inside and outside cylinders, both levers lock	3,324	

FOR UL FIRERATED WOOD DOORS (6'8" to 8'0" door range; specify height on order)

Keyless Functions			
LM9210F	Passage	\$2,988	-109
LM9225F	Exit		
LM9290FEL or EU	Electrified lock, no cylinders, outside lever locks	3,331	
LM9291FEL or EU	Electrified lock, no cylinders, both levers locks		
Keyed Single Cylinder Functions			
LM9250FP	Office/Entry	\$3,144	-109
LM9256FP	Office/Entry w/Automatic Unlocking	3,207	
LM9270FP	Classroom	3,144	
LM9280FP	Storeroom		
LM9292FELP or EUP	Electrified lock, outside cylinder, outside lever locks	3,404	
LM9293FELP or EUP	Electrified lock, outside cylinder, both levers lock		
Keyed Double Cylinder Functions			
LM9271FP	Classroom Security	\$3,214	-109
LM9295FELP or EUP	Electrified lock, inside and outside cylinders, both levers lock	3,474	

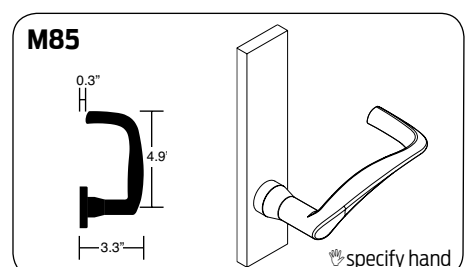
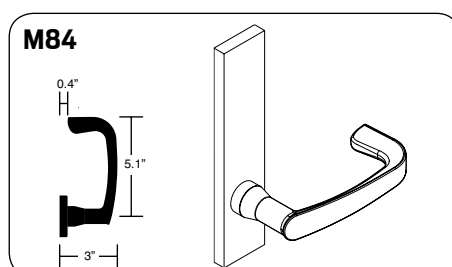
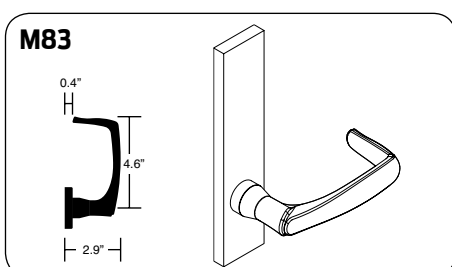
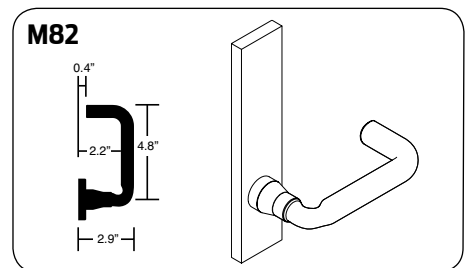
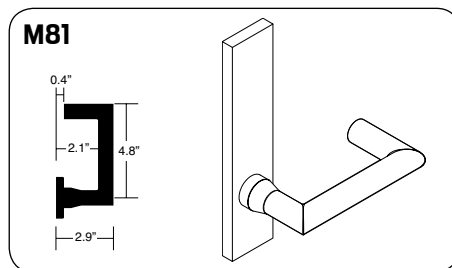
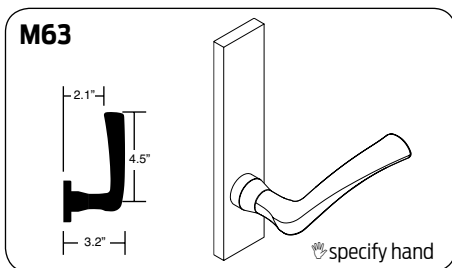
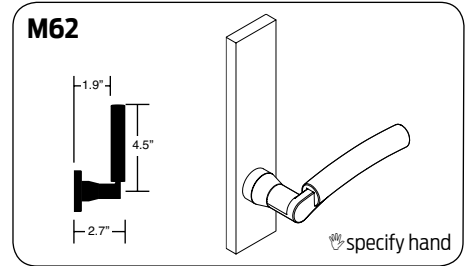
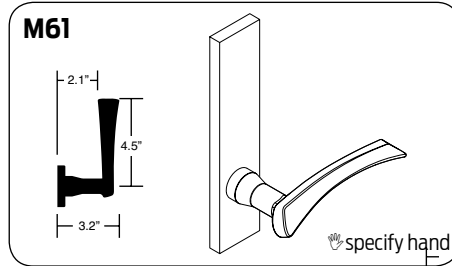
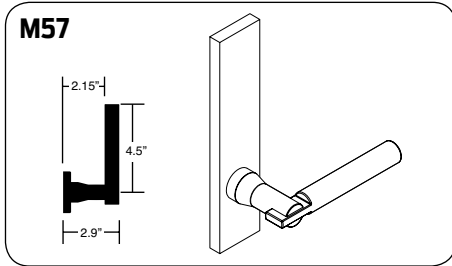
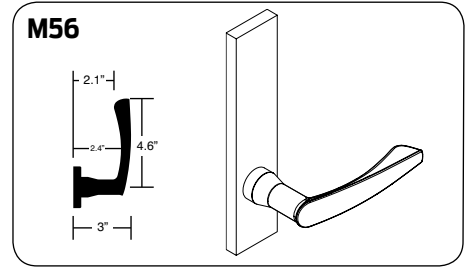
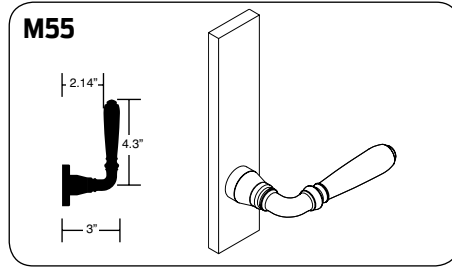
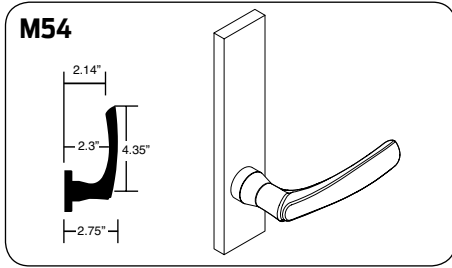
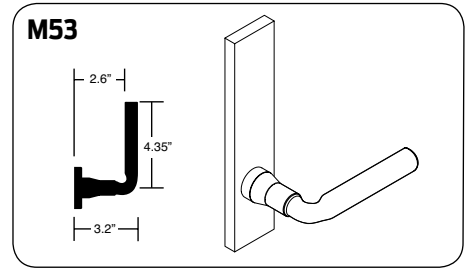
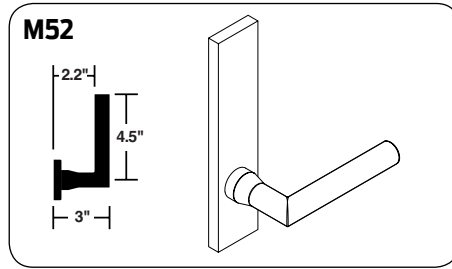
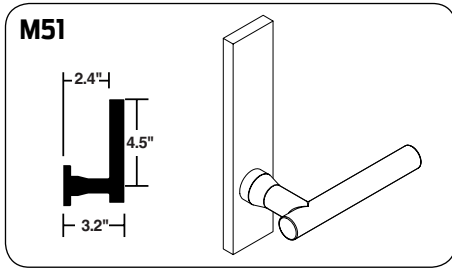
FOR UL FIRERATED HOLLOW METAL DOORS (6'8" to 8'0" door range; specify height on order)

Keyless Functions			
LM9210M	Passage	\$2,838	-109
LM9225M	Exit		
LM9290MEL or EU	Electrified lock, no cylinders, outside lever locks	3,181	
LM9291MEL or EU	Electrified lock, no cylinders, both levers locks		
Keyed Single Cylinder Functions			
LM9250MP	Office/Entry	\$2,994	-109
LM9256MP	Office/Entry w/Automatic Unlocking	3,057	
LM9270MP	Classroom	2,994	
LM9280MP	Storeroom		
LM9292MELP or EUP	Electrified lock, outside cylinder, outside lever locks	3,254	
LM9293MELP or EUP	Electrified lock, outside cylinder, both levers lock		
Keyed Double Cylinder Functions			
LM9271MP	Classroom Security	\$3,064	-109
LM9294MELP or EUP	Electrified lock, inside and outside cylinders, outside lever locks	3,324	
LM9295MELP or EUP	Electrified lock, inside and outside cylinders, both levers lock		

Cast or Forged Lever Designs with Cast, Forged, or Wrought Escutcheons

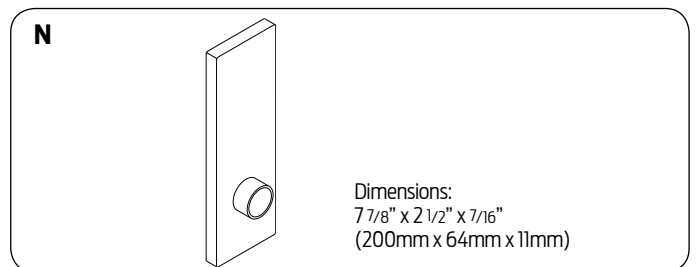
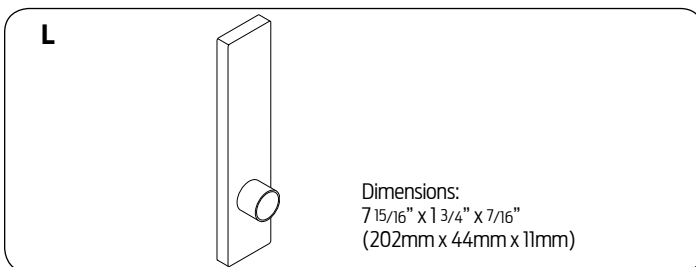
MULTIPOINT

LM9200-12



Cast/Forged (L) or Wrought (N)

Note: Above images shown with L escutcheon.



LM9200 (L or N Escutcheon) - M Collection levers			
Function	Description	Lever Designs	
		Standard Lead-time: M51, M52, M81	
		☒: M53, M54, M55, M56, M57†, M61☒, M62☒†, M63☒, M82, M83, M84, M85 † Available 629 and 630 only	
		Finishes	
		605 606 609 619 622 625 626 629 630 643e	Adjustment for Less Bottom Latch (LBL option code)
FOR NON FIRERATED WOOD DOORS (6'8" to 10'0" door range; specify height on order)			
Keyless Functions			
LM9210	Passage	\$2,865	-109
LM9290EL or EU	Electrified lock, no cylinders, outside lever locks	3,208	
LM9291EL or EU	Electrified lock, no cylinders, both levers locks		
Keyed Single Cylinder Functions			
LM9250P	Office/Entry	\$3,021	-109
LM9256P	Office/Entry w/Automatic Unlocking	3,084	
LM9270P	Classroom	3,021	
LM9280P	Storeroom		
LM9292ELP or EUP	Electrified lock, outside cylinder, outside lever locks	3,281	
LM9293ELP or EUP	Electrified lock, outside cylinder, both levers lock		
Keyed Double Cylinder Functions			
LM9271P	Classroom Security	\$3,091	-109
LM9295ELP or EUP	Electrified lock, inside and outside cylinders, both levers lock	3,351	
FOR UL FIRERATED WOOD DOORS (6'8" to 8'0" door range; specify height on order)			
Keyless Functions			
LM9210F	Passage	\$3,015	-109
LM9290FEL or EU	Electrified lock, no cylinders, outside lever locks	3,358	
LM9291FEL or EU	Electrified lock, no cylinders, both levers locks		
Keyed Single Cylinder Functions			
LM9250FP	Office/Entry	\$3,171	-109
LM9256FP	Office/Entry w/Automatic Unlocking	3,234	
LM9270FP	Classroom	3,171	
LM9280FP	Storeroom		
LM9292FELP or EUP	Electrified lock, outside cylinder, outside lever locks	3,431	
LM9293FELP or EUP	Electrified lock, outside cylinder, both levers lock		
Keyed Double Cylinder Functions			
LM9271FP	Classroom Security	\$3,241	-109
LM9295FELP or EUP	Electrified lock, inside and outside cylinders, both levers lock	3,501	
FOR UL FIRERATED HOLLOW METAL DOORS (6'8" to 8'0" door range; specify height on order)			
Keyless Functions			
LM9210M	Passage	\$2,865	-109
LM9290MEL or EU	Electrified lock, no cylinders, outside lever locks	3,208	
LM9291MEL or EU	Electrified lock, no cylinders, both levers locks		
Keyed Single Cylinder Functions			
LM9250MP	Office/Entry	\$3,021	-109
LM9256MP	Office/Entry w/Automatic Unlocking	3,084	
LM9270MP	Classroom	3,021	
LM9280MP	Storeroom		
LM9292MELP or EUP	Electrified lock, outside cylinder, outside lever locks	3,281	
LM9293MELP or EUP	Electrified lock, outside cylinder, both levers lock		
Keyed Double Cylinder Functions			
LM9271MP	Classroom Security	\$3,091	-109
LM9294MELP or EUP	Electrified lock, inside and outside cylinders, outside lever locks	3,351	
LM9295MELP or EUP	Electrified lock, inside and outside cylinders, both levers lock		

MULTIPOINT

LM9200-14

Cylinder Adjustments		
Specify	Description	Lock Price Adjustment (per cylinder)
Concealed Cylinder (L Escutcheon only)		
C Suffix	Concealed cylinder for L escutcheon	\$23
Full Size Interchangeable Core (FSIC)		
R Suffix	Full size core (furnished 1-bitted w/ two 6-pin keys unless otherwise specified)	\$67.00
J Suffix	Less full size core	N/C
Full Size Construction Core		
T Suffix	Full size construction core (assessed handling charge 50-231 per core)	\$67.00
Small Format Interchangeable Core (SFIC) (Not available with Hotel Functions L9485 or L9486)		
GD Suffix	Everest patented core (specify key symbol; see Terms & Conditions for more details)	\$77.00
BD Suffix	Less small format core	N/C
Small Format Construction Core & Disposable Core		
HD Suffix	Small format construction core (assessed handling charge 50-231 per core)	\$40.00
BDC Suffix	Small format disposable core	N/C
Construction Core Handling Charge		
50-231	Handling charge for construction core (assessed per core, non-refundable)	\$9.50
Notes	Control keys are not furnished with locks and must be purchased separately. See Keys & Keying . Interchangeable cores are not available with concealed cylinders.	
Ordering instructions: Add suffix to lock function. Ex: LM9250J (LM9250 function less full size core)		

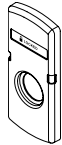
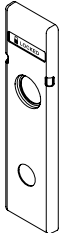


















Primus / Primus XP - available through specific channels based on security levels. See Terms & Conditions for details.		
Specify	Description	Lock Price Adjustment
Full-Face Primus Cylinders		
L Suffix	Order lock less cylinder; order Primus cylinder 20-787 or 20-793 separately	-\$78 per cylinder
20-787	Full-face Primus cylinder w/ compression ring & spring (for use with rose trim)	148.00
20-793	Full-face Primus cylinder only (for use with escutcheon trim)	140.00
Concealed Primus Cylinders		
W Suffix	Order lock less concealed cylinder; order Primus cylinder 20-589 separately	\$24.00
20-589	Concealed Primus cylinder (for use with L escutcheon w/ concealed cylinder only)	187.00
Full-Size Interchangeable Primus Core		
J Suffix	Order lock less full size core; order full-size Primus core 20-740 separately	N/C for J Suffix
20-740	Full-size interchangeable Primus core	\$139.00
Notes	Primus not available for Faculty Restroom function (L9485, L9486)	
Ordering instructions: Add suffix to lock function, order Primus cylinder separately. Ex: LM9250W (LM9250 function less concealed cylinder) order 20-589 on separate line.		

Locks Less Components		
Description	Specify	Lock Price Adjustment
Less each knob or lever	LLL for knob/lever design Example: LM9250P LLL/03A x 03A	-\$25.10
Less each rose or escutcheon	LLL for rose/escutcheon design Example: LM9250P 03A x 03A/LLL	-25.10
Less complete trim one side*	LLL for complete trim outside Example: LM9250P LLL x 03A	-50.20
Less full face cylinder (rose trim)	L suffix Example: LM9250L 03A	-78.00 per cylinder
Less full face cylinder	L suffix Example: LM9250L 03L	-68.00 per cylinder
Less concealed cylinder (L escutcheon only)	W suffix Example: LM9250W 03L	-68.00 per cylinder

Non Standard Door Thickness		
Specify	Description	Lock Price Adjustment
Keyless Functions		
thickness & how applied (xx)	For > 1 3/4" - 2 1/2" thick doors, specify (xx) Extended Inside (EI), Outside (EO), Equally (EE) or Differently (ED)	N/C
	For > 2 1/2" - 4" thick doors, specify (xx) Extended Inside (EI), Outside (EO), Equally (EE) or Differently (ED)	\$93.40
Single Cylinder Functions		
thickness & how applied (xx)	For > 1 3/4" - 2 1/2" thick doors	N/C
	For > 2 1/2" - 4" thick doors - specify (xx) Extended Inside (EI)	\$93.40
	For > 2 1/2" - 4" thick doors - specify (xx) Extended Outside (EO), Equally (EE), or Differently (ED)	456.00
Double Cylinder Functions		
thickness & how applied (xx)	For > 1 3/4" - 2 1/2" thick doors	N/C
	For > 2 1/2" - 4" thick doors - specify (xx) Extended Inside (EI) or Extended Outside (EO)	\$456.00
	For > 2 1/2" - 4" thick doors - specify (xx) Extended Equally (EE) or Extended Differently (ED)	816.00
Notes	Price keyed locks less cylinders (L or W suffix) same as keyless locks	
	Locks furnished Extended Equally unless otherwise specified	
	Locks w/ N Escutcheon only available for 1 3/4" - 2 3/8" thick doors	
	Locks with small format interchangeable cores (BD, BDC, GD, HD suffix) only available for 1 3/8" - 2 1/4" thick doors	
Ordering instructions: Include thickness and how extended in order. EX - LM9250P 03A 626 2" EE (LM9250P function, 03A trim, 626, for 2" door extended equally).		

MULTIPOINT

LM9200-15

Sectional Indicator 	N Escutcheon Indicator 	Available Messages LOCKED/OCCUPIED/DO NOT DISTURB/ lock symbol is white text on red background UNLOCKED/VACANT/unlocked symbol is black text on white background								
<table border="1" style="width: 100%; border-collapse: collapse;"> <tr> <td style="text-align: center;">  LOCKED </td> <td style="text-align: center;">  OCCUPIED </td> <td style="text-align: center;">DO NOT DISTURB</td> <td style="text-align: center;">  </td> </tr> <tr> <td style="text-align: center;">  UNLOCKED </td> <td style="text-align: center;">  VACANT </td> <td></td> <td style="text-align: center;">  </td> </tr> </table>			 LOCKED	 OCCUPIED	DO NOT DISTURB		 UNLOCKED	 VACANT		
 LOCKED	 OCCUPIED	DO NOT DISTURB								
 UNLOCKED	 VACANT									

Indicators (for Sectional (rose) or N Escutcheon Trim)		
Specify	Description	Lock Price Adjustment
inside indicators available for: LM9250, LM9256, LM9271		
L283-711	LOCKED/UNLOCKED indicator for inside of door	\$98.50
L283-712	VACANT/OCCUPIED indicator for inside of door	98.50
L283-713	DO NOT DISTURB indicator for inside of door	98.50
L283-714	symbols only indicator for inside of door	98.50
outside indicators available for: LM9250, LM9256, LM9270, LM9271		
L283-721	LOCKED/UNLOCKED indicator for outside of door	98.50
L283-722	VACANT/OCCUPIED indicator for outside of door	98.50
L283-723	DO NOT DISTURB indicator for outside of door	98.50
L283-724	symbols only indicator for outside of door	98.50
Notes:	1) Indicators available in all finishes except 612 and 613 2) Sectional indicators available for cylinder functions only until May 2015 3) Indicator option available either inside or outside of door only. 4) Cylinder and sectional indicators require additional door preparation.	
Ordering instructions: add part number under "Additional Details" section of order. EX: LM9250P 06N 626 L283-711 adds indicator to the inside (thumbturn side) of lock		

Tactile Warning		
Specify	Description	Lock Price Adjustment
'8' lever prefix	Tactile warning applied to outside lever; available on 01, 02, 03, 05, 06, 07, 12, 17, 18, M51, M52, M81 lever designs	\$43.60
Ordering instructions: Preface lever design code with 8. EX - 803 for 03, 806 for 06, 851 for M51, etc.		

ADA Thumbturn*		
Specify	Description	Lock Price Adjustment
L583-363	ADA Disability thumbturn option	\$15.30
Ordering instructions: include in order under "Additional Details".		

Folger Adam Co® Lever Trak™		
Specify	Description	Lock Price Adjustment
503 Lever Design	Modified inside and outside 03 lever for Folger Adam Co.® Lever Trak™. Available rose trim only, not available 629 or 630 finish.	\$95.60
Ordering instructions: Specify lever design as 503.		

Antimicrobial Coating		
Specify	Description	Lock Price Adjustment
626AM or 630AM	Rose Trim: Adds silver-ion based anti-microbial coating to inside lever, bushing, rose & thumbturn and outside lever, bushing, rose, cylinder ring, and cylinder faceplate	\$46.40
626AM or 630AM	Escutcheon Trim: Adds silver-ion based anti-microbial coating to inside lever, bushing, escutcheon & thumbturn and outside lever, bushing, escutcheon, and cylinder face plate	
Ordering instructions: Specify finish as either 626AM or 630AM.		

Levers													
Style	Lever Design	605	606	609	612	613	619	622	625	626	629	630	643e
Standard	01, 02, 03*, 05, 06, 07, 12, 17, 18, OME	▪	▪	▪	▪	▪	▪	▪	▪	▪	▪	▪	▪
	LAT, LON	▪	▪	▪			▪	▪	▪	▪	▪	▪	▪
	ACC, AST, MER, STA	▪	▪	▪			▪	▪	▪	▪			▪
Decorative	M51, M52, M53, M54, M55, M56, M61, M63, M81, M82, M83, M84, M85	▪	▪	▪			▪	▪	▪	▪	▪	▪	▪
	M57, M62										▪	▪	
Extended Factory Lead Time specify handling													
Part Number	Description	Standard Levers						Decorative Levers					
09-401	Outside lever, retaining clip, insertion tool	\$165						\$180					
09-402	Inside lever+bushing, mounting plate, screw pack, spanner wrench												
*	Available modified for Folger Adam Co.® Lever Track™. Specify 503 design and add \$45.50. Not available in 629 or 630 finish.												
Ordering instructions: Specify part number, lever style, finish. Ex: 09-401 03 626.													

Roses													
Style	Rose Design	605	606	609	612	613	619	622	625	626	629	630	643e
Standard	A, B, C	▪	▪	▪	▪	▪	▪	▪	▪	▪	▪	▪	▪
Decorative	MER, AVA	▪	▪	▪			▪	▪	▪	▪			▪
Part Number	Description	Standard and Decorative											
09-403	Inside Rose (includes mounting plate and screws)	\$92.70											
09-404	Outside Rose+Bushing												
09-508	Blank Outside Rose (not available MER or AVA)												
Ordering instructions: Specify part number, lever design + rose, finish. Ex: 09-404 03A 626. Lever design must be specified for proper bushing.													

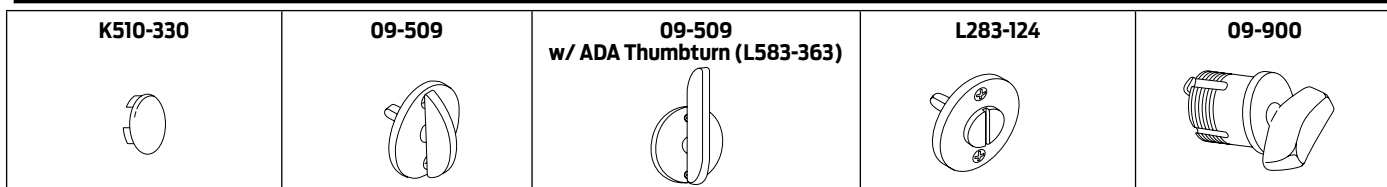
Escutcheons																			
Available finishes		605	606	609	612	613	619	622	625	626	629	630	643e						
		▪	▪	▪	▪	▪	▪	▪	▪	▪	▪	▪	▪						
Part Number	Description	L Escutcheon						N Escutcheon											
Outside Escutcheon & Bushing																			
09-636	Blank x lever	\$165						\$165											
09-637	Emergency turn x lever																		
09-638	Concealed cylinder x lever																		
09-639	Full face cylinder x lever	189																	
09-640*	Concealed cylinder x occupancy indicator x lever																		
09-641*	Full face cylinder x occupancy indicator x lever																		
Inside Escutcheon																			
09-632	Blank x lever	165						165											
09-633**	Thumbturn x lever							165						165					
09-634**	Thumbturn x blank													165					
09-635	Full face cylinder x lever							165											
L583-187	Concealed cylinder x lever	165												165					
*	Available with "occupied" indicator. Specify with L583-375 and add \$17.40																		
**	Specify door thickness: 1 3/8" or 1 3/4"																		
Ordering instructions: Specify part number, lever + escutcheon style, finish. Ex: 09-639 03L 626 (full face cylinder, 03 lever, L escutcheon, 626 finish).																			

MULTIPOINT



LM9200-18

Outside Lever/and Rose/Escutcheon Assemblies													
Style	Lever Design	605	606	609	612	613	619	622	625	626	629	630	643e
Standard	01, 02, 03, 05, 06, 07, 12, 17, 18, OME	▪	▪	▪	▪	▪	▪	▪	▪	▪	▪	▪	▪
	LAT, LON	▪	▪	▪			▪	▪	▪	▪	▪	▪	▪
	ACC, AST, MER, STA	▪	▪	▪			▪	▪	▪	▪			▪
Decorative	M51, M52, M53, M54, M55, M56, M61, M63, M81, M82, M83, M84, M85	▪	▪	▪			▪	▪	▪	▪	▪	▪	▪
	M57, M62										▪	▪	
Extended Factory Lead Time specify handing													
Part Number	Description	Standard Levers						Decorative Levers					
With A, B or C rose													
09-506	Outside Lever assembly	\$183						\$198					
With Avanti or Merano Rose													
09-655	Outside lever assembly for AST w/Avanti rose or MER w/Merano rose only	183						N/A					
With L or N Escutcheon													
09-550	Blank	243						258					
09-551	Emergency turn												
09-552	Concealed cylinder (L escutcheon only)												
09-553	Full face cylinder												
09-554*	concealed cylinder w/ indicator (L escutcheon only)												
09-555*	Full face cylinder w/ indicator (L escutcheon only)												
* Available with "occupied" indicator. Specify with I583-375 and add \$16.60.													
Ordering instructions: Specify part number, lever style, rose/escutcheon, finish. Ex: 09-506 M53A 626 (outside assembly, M53 lever, A rose, 626 finish).													

Armor Fronts, LM9200 Series		
Part Number	Description	Price Each
24647307 605	LM9200 Armor Front - 605 (bright brass) finish	\$65.00
24647315 606	LM9200 Armor Front - 606 (satin brass) finish	
24647323 609	LM9200 Armor Front - 609 (antique bronze) finish	
24647356 619	LM9200 Armor Front - 619 (satin nickel) finish	
24647364 625	LM9200 Armor Front - 625 (bright chrome) finish	
24647380 629	LM9200 Armor Front - 629 (bright stainless) finish	
24647398 316	LM9200 Armor Front - 643e (aged bronze) finish	
K110-020 xx	Armor front screws; contains (2) K510-210, #8-32 x 1/4" MS PFH; specify finish as xx	0.82



Emergency Button, Thumbturns, Coin Turns & Cylinder Turns

Available Finishes		605	606	609	612	613	619	622	625	626	629	630	643e
		▪	▪	▪	▪	▪	▪	▪	▪	▪	▪	▪	▪
Part Number	Description	Price Each											
Emergency Button & Emergency Turn Tool													
K510-330	Emergency Button, L9040 and L9440	\$13.90											
L583-233	Emergency turn tool for L9040 and L9440. Specify finish as 458.	17.40											
Thumbturns													
09-509 027	Thumbturn for rose trim, 1 3/8" - 1 7/8" door range, extended equally	64.80											
09-509 033	Thumbturn for rose trim, >1 7/8" - 2 3/8" door range, extended equally												
09-509 040	Thumbturn for rose trim, >2 3/8" - 2 7/8" door range, extended equally												
09-509 047	Thumbturn for rose trim, >2 7/8" - 3 5/8" door range, extended equally												
L583-363 Suffix	ADA thumbturn upgrade, specify thumbturn p/n + L583-363	Add \$15.30 to 09-509 price											
Coin Turns													
L283-124 19	Coin turn, L9044 and L9444, 1 3/8" - 1 1/2" door range, extended equally (EE)	112.00											
L283-124 23	Coin turn, L9044 and L9444, 1 5/8" - 1 7/8" door range, extended equally (EE)												
L283-124 25	Coin turn, L9044 and L9444, >1 7/8" - 2 1/8" door range, extended equally (EE)												
L283-124 31	Coin turn, L9044 and L9444, >2 1/8" - 2 5/8" door range, extended equally (EE)												
L283-124 37	Coin turn, L9044 and L9444, >2 5/8" - 2 7/8" door range, extended equally (EE)												
L283-124 43	Coin turn, L9044 and L9444, >2 7/8" - 3 3/8" door range, extended equally (EE)												
L283-124 48	Coin turn, L9044 and L9444, >3 3/8" - 3 5/8" door range, extended equally (EE)												
L283-056 19	Coin turn w/ torx screws, L9044 and L9444, 1 3/8" - 1 1/2" door range, EE	122.00											
L283-056 23	Coin turn w/ torx screws, L9044 and L9444, 1 5/8" - 1 7/8" door range, EE												
L283-056 25	Coin turn w/ torx screws, L9044 and L9444, >1 7/8" - 2 1/8" door range, EE												
L283-056 31	Coin turn w/ torx screws, L9044 and L9444, >2 1/8" - 2 5/8" door range, EE												
L283-056 37	Coin turn w/ torx screws, L9044 and L9444, >2 5/8" - 2 7/8" door range, EE												
L283-056 43	Coin turn w/ torx screws, L9044 and L9444, >2 7/8" - 3 3/8" door range, EE												
L283-056 48	Coin turn w/ torx screws, L9044 and L9444, >3 3/8" - 3 5/8" door range, EE												
EE = Extended Equally													
Note:	Coin turns not available in 612 or 613 finish												
Cylinder Turns ,*													
09-487 xx	Cylinder coin turn, specify dimension (xx) as 1 1/8", 1 1/4" or 1 3/8" (replaces XL12-196)	\$113.00											
09-900 xx	Cylinder turn, specify dimension (xx) as 1 1/8", 1 1/4" or 1 3/8"	110.00											
09-900 xx	Cylinder turn, specify dimension (xx) as 1 1/2", 1 5/8" or 1 3/4"	168.00											
09-904 xx	Cylinder turn w/ compression ring, specify dimension (xx) as 1 1/8", 1 1/4" or 1 3/8"	119.00											
09-904 xx	Cylinder turn w/ compression ring, specify dimension (xx) as 1 1/2", 1 5/8" or 1 3/4"	175.00											
09-905	Cylinder turn w/ compression ring and 1/8" blocking ring for 1 3/4" doors	130.00											
09-907	Cylinder turn w/ compression ring and 1/4" blocking ring for 1 3/8" doors												
	Specify door hand for cylinder turns if used with L463 or L9463.												
*	Cylinder turns not available in 612, 613, 629 or 630 finish												
Ordering instructions: Specify part number, dimension if required, finish, handing. Ex: 09-900 112, 626, RH.													

MULTIPOINT

LM9200-19

MULTIPOINT

LM9200-20

Escutcheon Thru-Bolts

Available Finishes		605	606	609	612	613	619	622	625	626	629	630	643e
		▪	▪	▪	▪	▪	▪	▪	▪	▪	▪	▪	▪
Part Number	Description	Price Each											
L Escutcheon Thru-bolts: two required per lock													
L583-119	L escutcheon thru bolts for 1 3/8" door thickness	\$5.60											
L583-120	L escutcheon thru bolts for 1 3/4" door thickness												
L583-121	L escutcheon thru bolts for 2" door thickness												
L583-122	L escutcheon thru bolts for 2 1/4" door thickness												
L583-123	L escutcheon thru bolts for 2 1/2" door thickness	6.70											
L583-287	L escutcheon mounting screws for L9175 half-dummy function	5.00											
N Escutcheon Thru-Bolts: two required per lock													
K510-389	N escutcheon thru bolts for 1 3/4" door thickness	6.70											
K510-390	N escutcheon thru bolts for 2" to 2 1/4" door thickness												
L583-133	N Escutcheon mounting screws for L0170 single dummy function	0.84											
Ordering instructions: Specify part number and finish. Ex: L583-120 626.													

Mounting Posts (Ferrules)

Part Number	Description	Price Each
L Mounting Posts (Ferrules): two required per lock		
L583-211	Mounting post for 1 3/8" door thickness	\$10.70
L583-212	Mounting post for 1 3/4" door thickness	
L583-213	Mounting post for 2" door thickness	
L583-214	Mounting post for 2 1/4" door thickness	
L583-215	Mounting post for 2 1/2" door thickness	
L583-216	Mounting post for 2 3/4" door thickness	
L583-217	Mounting post for 3" door thickness	
L583-218	Mounting post for 3 1/4" door thickness	27.30
L583-219	Mounting post for 3 1/2" door thickness	
LV Mounting Posts (Ferrules): two required per lock		
L583-497	LV mounting post for 1 3/4" door thickness	\$22.40
L583-498	LV mounting post for 2" door thickness	
L583-499	LV mounting post for 2 1/4" door thickness	
L583-500	LV mounting post for 2 1/2" door thickness	
L583-501	LV mounting post for 2 3/4" door thickness	
L583-502	LV mounting post for 3" door thickness	
L583-503	LV mounting post for 3 1/4" door thickness	
L583-504	LV mounting post for 3 1/2" door thickness	29.60
Ordering instructions: Specify part number.		

Spindle & Springs

Part Number	Description	Price Each
Spindle & Spring Kits (qty two each)		
L283-198	Spindles and springs for 1-3/8" - 1 7/8" doors	\$14.60
L283-199	Spindles and springs for 2" - 3 1/2" doors	17.20
Spindles & Springs (qty one each)		
L283-060	Spindle and spring for 1 3/8" - 1 7/8" doors (two required per lock)	\$7.30
L283-061	Spindle and spring for 2" - 3 1/2" doors (two required per lock)	9.00
L283-064	Spindle and spring, L0172 full dummy (one required per lock)	12.90
L283-065	Spindle and spring, L0170 half dummy (one required per lock)	6.90
Ordering instructions: Specify part number.		



Lock Cases

Part Number	Lock Function and Description	Price Each
24759599	LM9210, Passage	\$1,404.00
	LM9225, Exit	
24759623	LM9250, Office/Entry	1,560.00
	LM9270, Classroom	
	LM9271, Classroom Security	
	LM9280, Storeroom	
24616914	LM9256, Office/Entry w/ auto unlock	1,623.00
24759656	LM9290/LM9292/LM9294 Electrified	1,820.00
24759664	LM9291/LM9293/LM9295 Electrified	1,820.00

Latch Kits

Part Number	Lock Function and Description	Price Each
24721714	Top Latch Kit	\$156.00
24721722	Bottom Latch Kit	125.00

Cables

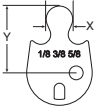
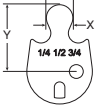
Part Number	Lock Function and Description	Price Each
24665002	Top strike - includes strike, strike shims and screw pack (VD 23945223)	\$38.50
24664997	Bottom strike - includes strike, anchors and screw pack (VD 24664997)	21.80
24647265	LM9200 bottom cable	46.80
24691750	LM9200 top cable, 6'8"-7'0" door opening	46.80
24691768	LM9200 top cable, 7'1"-8'0" door opening	46.80
24691776	LM9200 top cable, 8'1"-9'0" door opening	52.00
24691784	LM9200 top cable, 9'1"-10'0" door opening	52.00

Fire-rated components

Part Number	Lock Function and Description	Price Each
24750408	Fire barrier	\$133.00
24756504	Intumescent for fire barrier	62.20
24792558	Intumescent for armor front	62.20
48968887	Fire pin kit - includes fire pin, fire pin sleeve, fire pin strike, and screws	140.00

Miscellaneous Parts

Part Number	Lock Function and Description	Price Each
24616922	Link, top, LM9200	\$15.80
24302960	Electrified locking catch, LM9200	13.80
24511081	Spool assembly, LM9200	66.10
24624892	Hub spring, LM9200	11.50
24625642	Retractor, LM9200	13.40
24683542	Tilting link compression spring, LM9200	1.30
24865057	Faceplate tab, LM9200 1 1/4"	25.70
24869893	Electrified link, LM9200	83.80
24869901	Electrified hub, LM9200	70.90
49001704	Capacitor holder, LM9200	18.60
24616930	Link, bottom, LM9200	14.30
24625667	Bell crank cover, LM9200	66.60
24625717	Tilting link, LM9200	18.50
24641714	Turn hub spring, LM9200	14.10
24653917	Lock Case, Subassembly, LM9200	280.00
24653925	Link subassembly, LM9200	277.00
L283-055	Cylinder retainer plate and screw	16.80
L283-344	L909x/LM929x PCB assembly	192.00
L283-680	L909x/LM929x motor assembly	87.20
L583-015	Latchbolt guide	3.50
L583-748	Retractor hub (2 required per lock)	3.90
L583-020	Retractor hub spacer	4.10
L583-021	Retractor lever	3.60
L583-022	Retractor rocker	2.80
L583-023	Blocking plate	3.50
L583-024	Retractor link	7.30
L583-025	Retractor Crank	7.30
L583-029	Turn Hub	17.90
L583-045	Locking catch	18.30
L583-048	Locking link	4.10
L583-050	Link pin	1.70
L583-454	Case cover screw (7 required)	1.40
L583-485	Lock handing screw	1.60
L583-490	Cylinder retainer	6.60
L283-030	Pack of 20 truarc rings, levers	20.00
L283-031	Mounting Plate, inside lever	18.30
L283-040	Spring Cage (1 required per lever)	9.00
L283-150	Mounting Plate for inside rose trim on one side of door only	36.80
L583-066	Mounting plate screw (2 required per lock)	1.30

Mortise Cylinders					
Cam	Description	Cylinder Mechanism	Complete Cylinder	Price Each	
				Open	Restricted
<p>L583-474 For cyl. length 1 1/8", 1 3/8", 1 5/8"</p>  <p>Dim. X = .261 Y = .644</p> <p>L583-475 For cyl. length 1 1/4", 1 1/2", 1 3/4"</p>  <p>Dim. X = .261 Y = .644</p>	Cylinder Only: L & N Escutcheons	Conventional	30-021	\$68.00	\$84.00
		Primus Controlled Access	20-793	140.00	
		Primus XP Controlled Access	20-793-XP	140.00	
		Primus UL437	20-593	170.00	
		Primus XP UL437	20-593-XP	170.00	
	Cylinder With Compression Ring & Spring: Rose Trim	Conventional	30-001	78.00	94.00
		Primus Controlled Access	20-787	148.00	
		Primus XP Controlled Access	20-787-XP	148.00	
		Primus UL437	20-587	177.00	
		Primus XP UL437	20-587-XP	177.00	
		Primus Lockout	20-717	201.00	
		Primus XP Lockout	20-717-XP	201.00	
		Primus UL437 Lockout	20-517	216.00	
		Primus XP UL437 Lockout	20-517-XP	216.00	

MULTIPOINT

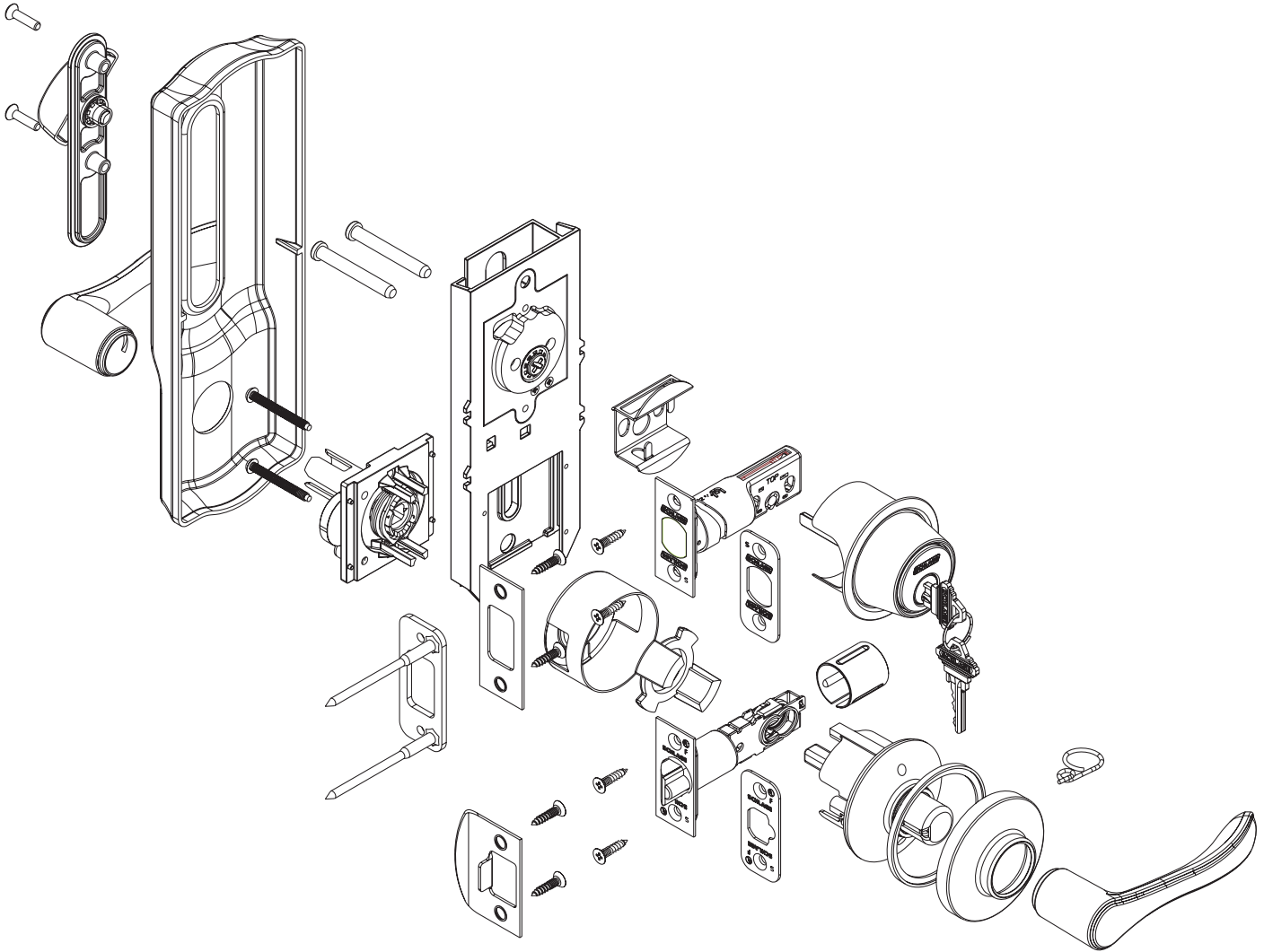
LM9200-23

Allegion Connect Harnesses - Prices listed are net, discounting does not apply

Part Number	Description	Price Each
Harnesses with Molex Connectors on both ends (for use with Hollow Metal Doors)		
CON-6	6" Wire Harness (internal p/n 106190-00)	\$9.90
CON-12	12" Wire Harness (internal p/n 106191-00)	13.10
CON-26	26" Wire Harness (internal p/n 106192-00)	14.80
CON-32	32" Wire Harness (internal p/n 106193-00)	15.90
CON-38	38" Wire Harness (internal p/n 106194-00)	17.40
CON-44	44" Wire Harness (internal p/n 106195-00)	16.90
CON-50	50" Wire Harness (internal p/n 106196-00)	17.40
CON-192	192" Wire Harness (internal p/n 106197-00)	41.50
Harnesses with Molex Connector on one end, crimped pins on other w/ attachable Molex connector (for use with Wood Doors)		
CON-6P	6" Wire Harness (internal p/n 106201-00)	\$12.60
CON-12P	12" Wire Harness (internal p/n 106202-00)	15.90
CON-26P	26" Wire Harness (internal p/n 106203-00)	17.40
CON-32P	32" Wire Harness (internal p/n 106204-00)	18.60
CON-38P	38" Wire Harness (internal p/n 106205-00)	19.10
CON-44P	44" Wire Harness (internal p/n 106206-00)	19.60
CON-50P	50" Wire Harness (internal p/n 106207-00)	20.20
CON-192P	192" Wire Harness (internal p/n 106208-00)	43.70
Harness with Molex Connector on one end, stripped leads on other (for connection to power supply)		
CON-6W	6" extension to power supply (internal p/n 106210-00)	\$12.60
Service Kit		
CON-KIT	Connector Service Kit (internal p/n 050823-00) contains: -100 each male & female terminals -10 each 4-pin and 8-pin male connectors -10 each 4-pin and 8-pin female connectors - 1 extraction tool"	\$104.00

CS Series

GRADE 2 INTERCONNECT LOCK



INTERCONNECTED

CS210-1

H-Series

S200-Series

CS Series

GRADE 2 INTERCONNECT LOCK

INTERCONNECTED

CS210-2

H-Series

S200-Series

To order Schlage products, descriptive data should be in the same sequence as shown below.

Line Item	Qty	Function	Cyl Type	Outside		Inside		Escutcheon		Dr Thk	Handing	Latch		Strike	
				DES	FIN	DES	FIN	DES	FIN			DES	FIN	DES	FIN
1	10	CS210-B60	P	SAT	626	ACC	605	CAM	605	134	RH	12-339	606	10-109	605

Line Item: Line item number

Qty: Quantity

Product: Product function + Cylinder code

Outside Des: Outside lever design

Outside Fin: Outside finish

Inside Des: Inside lever design: Specify only if different from the outside lever design

Inside Fin: Inside lever finish: Specify only if different from the outside finish

Hand: The CS210 is a handed product that needs to be identified on the order. Only one handing allowed per line item. Example: RH=right hand, LH=left hand, RR=right reverse, LR=left reverse

Latch: Product latch: Leave blank for standard latch or specify part number if non-standard latch is required.

Strike: Product strike: Leave blank for standard strike or specify part number if non-standard strike is required.

Dr Thk: Door thickness: Enter door thickness if non-standard. Example: 138=1 3/8"

Ext: Extension: Enter for 1 3/8" doors. Example: EE=extended equally, EI=extended inside, EO=extended outside, ED=extended differently

Dim: Dimension: Enter only for non-standard strike lip length

Additional Details: Enter additional detail for keying information or special requirements

Common Pricing Information



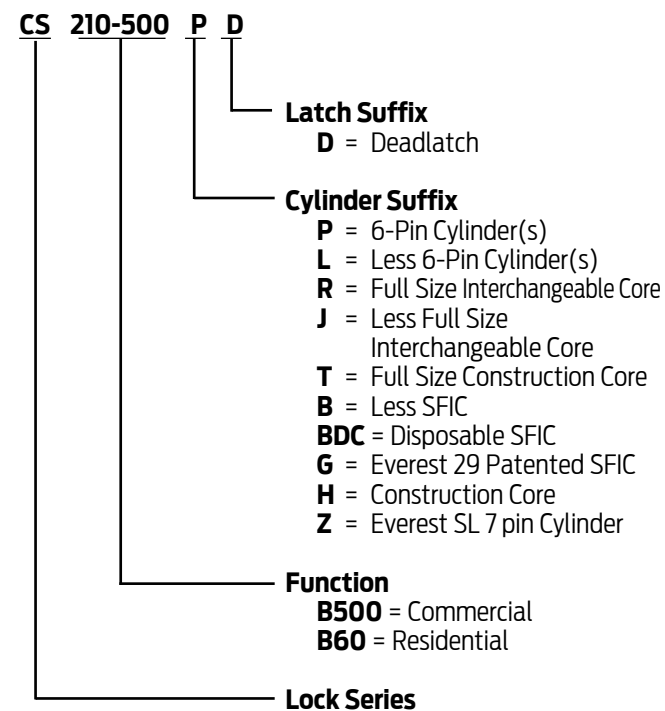
1.	Locks are furnished with standard features unless otherwise specified.
2.	Door thickness is 1 3/4" unless otherwise specified.
3.	Split finishes and designs will be priced at the highest list price of the design and/or finish.
4.	 denotes a lock or part that requires an extended lead time.
5.	 denotes a handed product and requires handing to be specified.
6.	For all restricted keyways (Everest D, Everest 29 T, Quad, Numbered, Reversed) add \$16.00. This does not apply to Primus cylinders. See Terms and Conditions for ordering information and requirements.
7.	Locks, keys and cylinders containing restricted keyways require additional documentation to order. Please see Terms and Conditions for the specific requirements.
8.	Keyway must be specified for keyed functions and cylinders. If not specified, default keyway will be S123 for KA, KD and 0-bitted product and S145 for Factory managed masterkey systems.
9.	Multiple keying options are available. Locks and cylinders are furnished KD unless otherwise specified or excepted by notation.
10.	Control Keys for permanent and construction cores are not included with the lock or cylinder and must be ordered separately.
11.	Locks specified with "C" keyway and KD or 0-bitted will receive 6 pin cylinders.
12.	Full Size Interchangeable Cores (FSIC) are furnished 1-bitted unless otherwise specified. If 0-bitted is selected, the order will be entered as 1-bitted. This does not apply to FSIC Primus® cores.
13.	Conventional cylinders, Primus cylinders (conventional and FSIC) can be supplied 0-bitted. If 1-bitted is selected, the order will be entered as 0-bitted.
14.	Available plug face finishes are 606 and 626. For brass or bronze finish colors, the plug face finish is 606. For chrome, nickel or stainless steel finish colors, the plug face finish is 626.
15.	Locks and cylinders will be furnished with 2 keys each as standard. Additional keys will be charge at the additional cut keys charge appropriate for the cylinder/key type

Table of Contents

Functions	CS210-4
Complete Locks	CS210-5
Options	CS210-8
Deadbolts/Deadlatches	CS210-8
Deadbolt Strikes	CS210-8
Strike Combinations	CS210-8
Locks Less Components	CS210-8
Parts	CS210-9
Deadbolts	CS210-9
Deadlatches	CS210-9
Deadbolt/Deadlatch Combinations	CS210-9
Deadbolt Strikes	CS210-9
Deadlatch Strikes	CS210-9
Deadbolt/Deadlatch Strike Combinations	CS210-9
Finished Trim Subassemblies/Components	CS210-10
Miscellaneous Subassemblies/Components	CS210-10
Screw/Screw Packs	CS210-10
Cylinders	CS210-10
Complete Cylinders	See Cylinders Section
How To Order	Forms & Examples

Product Identification



Finish Codes and Descriptions

Code		Description
605	(US 3)	Bright Brass
609	(US 5)	Antique Brass
619	(US 15)	Satin Nickel
622	(US 19)	Matte Black
625	(US 26)	Bright Chromium Plated
626	(US 26D)	Satin Chromium Plated
643e	(US 11)	Aged Bronze

Standard Features



- Certification: ANSI/BHMA Certified A156.12-2013, Grade 2, UL listed for 3-hour fire door
With SFIC interchangeable core cylinders: Grade 3 Security
- Deadbolt: 1 X 2-1/4", dual option faceplate, (square corner standard, round corner included in package), 1" housing diameter, 1" throw
- Latch: 1" x 2-1/4" dual option faceplate (square corner standard, round corner included in package). 1" edge bore required
- Strikes: 1-1/8" X 2-3/4", Square corner (deadbolt) and 1-5/8" X 2-1/4", Square corner, T-strike, box, 1 1/8" x 2 3/4" (Deadlatch)
- Backset: Adjustable backset, fits 2-3/8" or 2-3/4"
- Cylinders: 6-pin, solid brass, keyed 6-pin, S123 keyway, keyed different (KD)
- Door Range: 1-3/4" to 2" standard (1-3/8" available, must be specified)
- Keys: Nickel silver cut keys, 6-pin, S123 section
- Center to Center: Fits 4" or 5 1/2" (factory default) center to center door preps

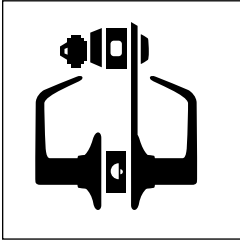
ANSI/BHMA Certified A156.12-2013, Grade 2, UL Listed for 3-hour fire door.

SCHLAGE ANSI

CS210PD F95

Entrance, Single Locking

Deadbolt operated by key from outside or by turn unit from inside. Bolt automatically deadlocks when fully thrown. Latch retracted by lever from either side. Turning inside lever retracts deadbolt and latch simultaneously for immediate exit.

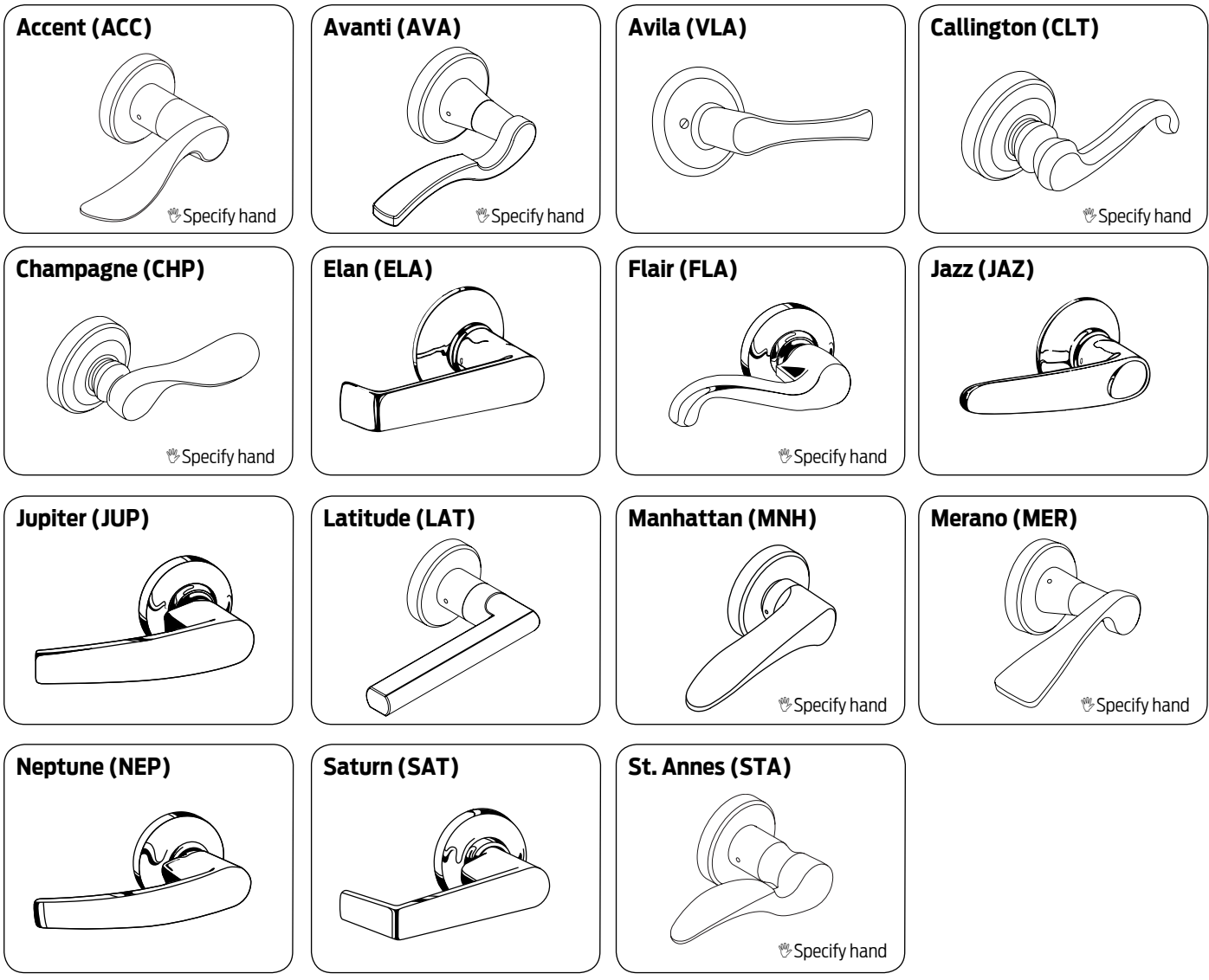


INTERCONNECTED

CS210-4

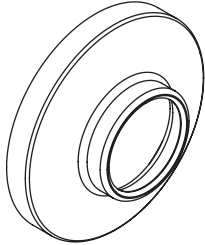
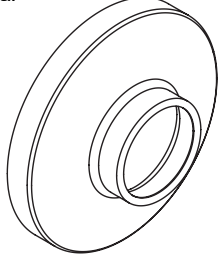
H-Series

S200-Series



Commercial Lever Suite						
CS200 Lock*	F Lock	S Lock	98/99 Exit	ND Levers	AL Lock	L Lock Levers
Jupiter	Jupiter	Jupiter	07	Athens	Jupiter	07
Neptune	Neptune	Neptune	17	Sparta	Neptune	17
Saturn	Saturn	Saturn	06	Rhodes	Saturn	06
Flair	Flair	Flair	Asti			Asti

* The remainder of the CS200 lever options suite with the F Lock line

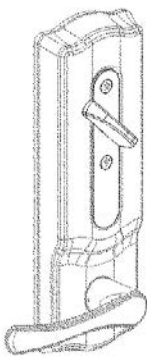
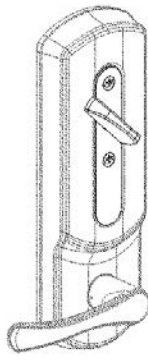
Roses	
<p>Inside/Outside Rose - Saturn Levers: JUP, NEP, SAT Size: 2 1/2" dia.</p> 	<p>Outside Rose - Georgian Levers: OME Size: 2 1/2" dia.</p> 

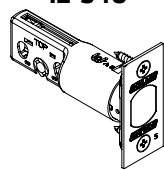
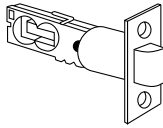
INTERCONNECTED


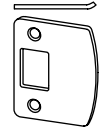
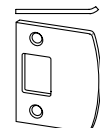

CS210-6

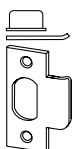
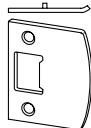
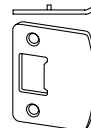
H-Series

S200-Series

Escutcheons	
Camelot (CAM) 	Plymouth (PLY) 

Latches	
12-340 	16-260 

Strikes, Deadbolts			
10-094 Standard 	10-092 	10-095 	10-116 

Strikes, Deadlatches		
10-001 	10-026 Standard 	10-027 

Function	Description	Design and Finishes	Primary Cylinder Adjustments Available Levers Available Finishes					
			LD CD	RD TD*	JD	BD BDC	GD	HD*
Keyed, Single Cylinder		🍷 ACC 🍷 AVA VLA 🍷 CLT 🍷 CHP ELA 🍷 FLA JAZ JUP LAT 🍷 MNH 🍷 MER NEP SAT 🍷 STA	ALL 605 609 619 625 626 643e					
		626 605 609 619 622*** 625 643e	LD CD	RD TD	JD	BD BDC	GD	HD
	CS210-B500	Entrance with Commercial Spin Ring	365	-58	35	-32	N/C	77
CS210-B60**	Entrance with Residential Spin Ring	N/A					N/A	N/A
SECONDARY CYLINDER ADJUSTMENT	EVEREST AND RESTRICTED KEYWAY							
		EVEREST D & T FAMILY & RESTRICTED KEYWAYS (QUAD, NUMBERED, REVERSE)	+16.00					
		SL Cylinder with Everest B or Everest R keyways	+16.00					
	*	Temporary cores (TD and HD options) require non-refundable core handling charge (50-231) of \$9.50 and will be added to the price of the lock.						
	**	B60 spin ring accepts the KIL and FSIC formats only						
	***	Utilizes 606 cylinder plug face finish						

INTERCONNECTED

 CS210-7

 H-Series

 S200-Series

INTERCONNECTED

CS210-8

H-Series

S200-Series

Deadbolts/Deadlatches				
Combo Part Number	Deadbolt	Deadlatch	Backset - Hsg Dia. - Description	Lock Adjustment
12-339	12-340	16-260	2 3/8" or 2 3/4" - 1" - Dual Option, 1" x 2 1/4", standard (square corner standard, round corner included in the package)	N/C

Deadbolt Strikes		
Part Number	Lip Length - Description	Lock Adjustment
10-094	N/A - Square corner, 1 1/8" x 2 3/4"	N/C
10-092	1 1/8" - 1/4" Radius round corner, full lip, no box, 1 5/8" x 2 1/4"	
10-095	1 1/8" - 1/4" Square corner, full lip, no box, 1 5/8" x 2 1/4"	
10-116	N/A - Round corner strike, no lip, 1 1/8" X 2 3/4"	

Deadlatch Strikes		
Part Number	Lip Length - Description	Lock Adjustment
10-001	1 1/8" - Square corner, T-strike, box, 1 1/8" x 2 3/4"	N/C
10-026	1 1/8" - Square corner, full lip, no box, 1 5/8" x 2 1/4"	
10-027	1 1/8" - 1/4" Radius round corner, full lip, no box, 1 5/8" x 2 1/4"	

Strike Combinations			
Deadbolt Strike	Deadlatch Strike	Specify Combo Number	Add to Lock Price
10-094	10-001	10-109	N/C
10-094	10-026	10-121	
10-116	10-027	10-122	
10-092	10-027	10-123	
10-095	10-026	10-124	

Locks Less Components		
Description	Specify	Lock Adjustment
Less deadbolt strike	LLL for deadbolt strike Example: CS210PD SAT 12-339 LLL/10-001	N/C
Less deadlatch strike	LLL for deadlatch strike Example: CS210PD SAT 12-339 LLL/10-094	N/C
Less both levers	LLL for both Levers Example: CS210PD LLL/SAT LLL	-\$10.70

Shaded items are standard components and are furnished with locks unless otherwise specified.

Deadbolts										
Available Finishes - Specify for Listed Parts				605	609	619	622	625	626	643e
12-340, 12-291, 12-633				▪	▪	▪	▪	▪	▪	▪
Part Number	Backset - Description			Price Each						
12-340	2 3/8" or 2 3/4" - Square corner, 1" x 2 1/4" Round corner, 1" x 2 1/4", included			\$38.30						
12-291	2 3/8" or 2 3/4" - Square corner, 1 1/8" x 2 1/4"			38.30						
12-633	5" - Square corner, 1 1/8" x 2 1/4"			84.60						

Deadlatches										
Available Finishes - Specify for Listed Parts				605	609	619	622	625	626	643e
16-260, 16-228, 16-132				▪	▪	▪	▪	▪	▪	▪
Part Number	Backset - Description			Price Each						
16-260	2 3/8" or 2 3/4" - Square corner, 1" x 2 1/4" Round corner, 1" x 2 1/4", included			\$34.10						
16-228	2 3/8" or 2 3/4" - Square corner, 1 1/8" x 2 1/4"			32.80						
16-132	5" - Square corner, 1 1/8" x 2 1/4"			42.40						

Deadbolt/Deadlatch Combinations										
Available Finishes - Specify for Listed Parts				605	609	619	622	625	626	643e
12-339, 16-483, 16-484				▪	▪	▪	▪	▪	▪	▪
Part Number	Backset - Description	Deadbolt	Deadlatch	Price Each						
12-339	2 3/8" or 2 3/4" - Dual Option, 1" x 2-1/4"	12-340	16-260	\$71.10						
16-483	2 3/8" or 2 3/4" - Square corner, 1 1/8" x 2 1/4"	12-291	16-228							
16-484	5" - Square corner, 1" x 2 1/4"	12-633	16-132	127.00						

Deadbolt Strikes										
Available Finishes - Specify for Listed Parts				605	609	619	622	625	626	643e
10-094, 10-092, 10-095				▪	▪	▪	▪	▪	▪	▪
Part Number	Lip Length - Description			Price Each						
10-094	N/A - Square corner, 1 1/8" x 2 3/4"			7.90						
10-092	1 1/8" - 1/4" Radius round corner, full lip, no box, 1 5/8" x 2 1/4"									
10-095	1 1/8" - Square corner, full lip, no box, 1 5/8" x 2 1/4"			13.70						
10-116	N/A - Round corner strike, no lip, 1 1/8" X 2 3/4"									
37-016	Strike reinforce, use with 10-094 and 10-116			14.30						

Deadlatch Strikes										
Available Finishes - Specify for Listed Parts				605	609	619	622	625	626	643e
10-001, 10-026, 10-027				▪	▪	▪	▪	▪	▪	▪
Part Number	Lip Length - Description			Price Each						
10-001	Square corner, T-strike, box, 1 1/8" x 2 3/4"			7.60						
10-026	1 1/8" - Square corner, full lip, no box, 1 5/8" x 2 1/4"									
10-027	1 1/8" - 1/4" Radius round corner, full lip, no box, 1 5/8" x 2 1/4"									

Deadbolt/Deadlatch Strike Combinations										
Available Finishes - Specify for Listed Parts				605	609	619	622	625	626	643e
10-109, 10-121, 10-122, 10-123, 10-124				▪	▪	▪	▪	▪	▪	▪
Part Number	Deadbolt Strike	Deadlatch Strike		Price Each						
10-109	10-094	10-001 1 1/8" lip		\$18.70						
10-121	10-094	10-026		19.80						
10-122	10-116	10-027		21.30						
10-123	10-092	10-027		15.50						
10-124	10-095	10-026								

INTERCONNECTED

CS210-10

H-Series

S200-Series

Finished Trim Subassemblies/Components								
Available Finishes - Specify for Listed Parts		605	609	619	622	625	626	643e
S206-501, S206-516, S206-515, S206-518, S206-517, 08-029, F506-864, F206-493 06-242		▪	▪	▪	▪	▪	▪	▪
Part Number	Description	Price Each						
S206-501	Assembly, cylinder, DB, OUTSIDE, CS200	\$54.70						
S206-516	Assembly, housing, cylinder, IC, THIN DOOR, CS200	214.00						
S206-515	Assembly, housing, cylinder, IC, CS200	203.00						
S206-518	Assembly, housing, cylinder, SFIC, THIN DOOR, CS200	137.00						
S206-517	Assembly, housing, cylinder, SFIC, CS200	119.00						
08-029* **	Rose SAT PLY (Snap On Only)	11.80						
F506-864	Escutcheon CAM PLY	86.30						
F206-493	Plate, escutcheon assembly	43.50						
06-242**	Kit, levers	53.30						
*	Rose - Lever Combination Saturn - Saturn, Neptune, Jupiter Plymouth - Accent, Avanti, Avila, Callington, Champagne, Elan, Flair, Jazz, Jupiter, Latitude, Manhattan, Merano, St. Annes							
**	The CS200 product line transitioned from crimp-on roses (not removeable) to snap on roses (removable) in AUGUST 2015. The Rose - Lever Combination needs to be considered for changing levers for locks with crimp-on roses. Snap-on roses can be identified by retention dimples at the base of the rose. If not compatible, an outside chassis with a crimp-on rose can be updated with the following items: - 06-242 Kit, levers - 08-029 Rose SAT PLY (Snap on) - A501-945 Ring reinf rose - F206-496 Outside Chassis Assy, Interconnect							

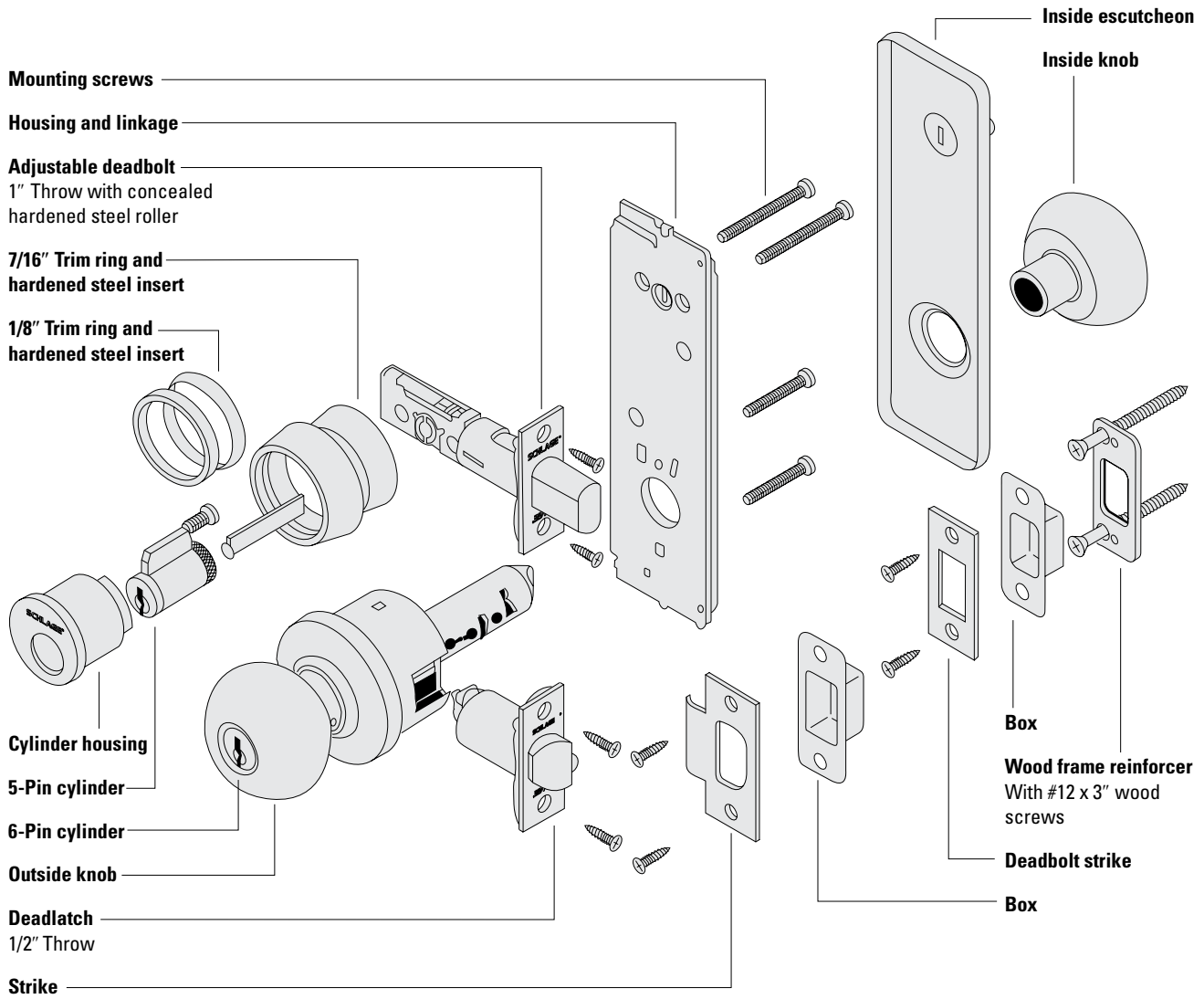
Miscellaneous Subassemblies/Components		
Part Number	Description	Price Each
S206-502	Interconnect assembly, mechanical	\$90.50
F206-494	Inside chassis assembly, interconnect	34.40
F206-496	Outside chassis assy, interconnect	32.20
A501-945	Ring reinf rose, LUN-ORB-TUL	0.48
F506-878	Driver bar	3.10

Screw/Screw Packs								
Available Finishes - Specify for Listed Parts		605	609	619	622	625	626	643e
B202-578, S206-504		▪	▪	▪	▪	▪	▪	▪
Part Number	Description	Contents		Price Each				
B202-578	Latch and strike	(4) C603-897		\$4.80				
S206-504	Chassis & trim	(2) B600-100 (2) B520-621 (2) F506-278		5.90				
B502-873*	Screw, reinf. strike	-		0.54				
*	Order in multiples of 100							

Cylinder Reference Table					
Available Finishes - Specify for Listed Parts				606	626
22-093					
Part Number	Cylinder Mechanism	Function	Design	Price Each Open	Price Each Restricted
22-093	Conventional	Standard Functions	All	\$58.00	\$74.00

H Series

INTERCONNECT LOCK



H Series

INTERCONNECT LOCK

INTERCONNECTED

CS200-Series

H-2

S200-Series

To order Schlage products, descriptive data should be in the same sequence as shown below.

Line Item	Qty	Product	Outside		Inside		Hand	Latch	Strike	Dr Thk	Ext	DIM	Additional Details
			DES	FIN	DES	FIN							
1	10	H110PD	ORB	626	PLY	613	-	19-071	10-250	238	EE	-	-

- Line Item:** Line item number
- Qty:** Quantity
- Product:** Product function + Cylinder code
- Outside Des:** Outside lever design
- Outside Fin:** Outside finish
- Inside Des:** Inside lever design: Specify only if different from the outside lever design
- Inside Fin:** Inside lever finish: Specify only if different from the outside finish
- Hand:** Hand of door: N/A for H lock
- Latch:** Product latch: Leave blank for standard latch or specify part number if non-standard latch is required.
- Strike:** Product strike: Leave blank for standard strike or specify part number if non-standard strike is required.
- Dr Thk:** Door thickness: Enter door thickness if non-standard. Example: 138=1 3/8", 214=2 1/4"
- Ext:** Extension: Enter for doors 2" or greater. Example: EE=extended equally, EI=extended inside, EO=extended outside, ED=extended differently
- Dim:** Dimension: Enter only for non-standard strike lip length
- Additional Details:** Enter additional detail for keying information or special requirements



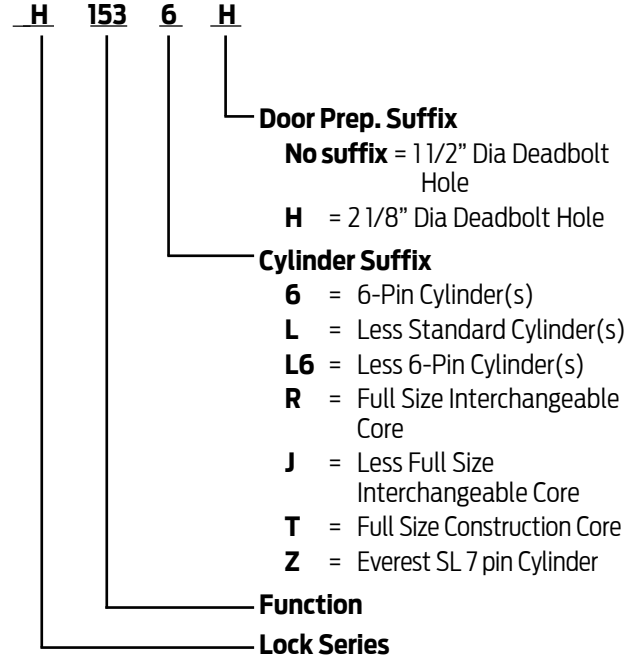
Common Pricing Information	
1.	Locks are furnished with standard features unless otherwise specified.
2.	Door thickness is 1 3/4" unless otherwise specified.
3.	Split finishes and designs will be priced at the highest list price of the design and/or finish.
4.	 denotes a lock or part that requires an extended lead time.
5.	 denotes a handed product and requires handing to be specified.
6.	For all restricted keyways (Everest D, Everest 29 T, Quad, Numbered, Reversed) add \$16.00. This does not apply to Primus cylinders. See Terms and Conditions for ordering information and requirements.
7.	Locks, keys and cylinders containing restricted keyways require additional documentation to order. Please see Terms and Conditions for the specific requirements.
8.	Keyway must be specified for keyed functions and cylinders. If not specified, default keyway will be S123 for KA, KD and 0-bitted product and S145 for Factory managed masterkey systems.
9.	Multiple keying options are available. Locks and cylinders are furnished KD unless otherwise specified or excepted by notation.
10.	Control Keys for permanent and construction cores are not included with the lock or cylinder and must be ordered separately.
11.	Locks specified with "C" keyway and KD or 0-bitted will receive 6 pin cylinders.
12.	Full Size Interchangeable Cores (FSIC) are furnished 1-bitted unless otherwise specified. If 0-bitted is selected, the order will be entered as 1-bitted. This does not apply to FSIC Primus® cores.
13.	Conventional cylinders, Primus cylinders (conventional and FSIC) can be supplied 0-bitted. If 1-bitted is selected, the order will be entered as 0-bitted.
14.	Available plug face finishes are 606 and 626. For brass or bronze finish colors, the plug face finish is 606. For chrome, nickel or stainless steel finish colors, the plug face finish is 626.
15.	Locks and cylinders will be furnished with 2 keys each as standard. Additional keys will be charge at the additional cut keys charge appropriate for the cylinder/key type

Table of Contents

Functions	H-4
Complete Locks	H-5
Options	H-8
Deadbolts/Deadlatches	H-8
Deadbolt Strikes	H-8
Deadlatch Strikes	H-8
Strike Combinations	H-8
Locks Less Components	H-9
Non-Standard Door	H-9
Parts	H-10
Knobs/Levers and Related Parts	H-10
Roses	H-10
Escutcheons	H-10
Deadbolt/Deadlatch Combinations	H-11
Deadbolts	H-11
Deadbolt Strikes	H-11
Latch Strikes	H-11
Deadbolt/Latch Strike Combinations	H-12
Miscellaneous Parts	H-12
Plunger Parts	H-13
Reinforcements and Adapters	H-13
Screws	H-13
Cylinders	H-14

Complete Cylinders **See Cylinders Section**
How To Order **Forms & Examples**

Product Identification



Finish Codes and Descriptions

Code		Description
605	(US 3)	Bright Brass
606	(US 4)	Satin Brass
609	(US 5)	Antique Brass
612	(US 10)	Satin Bronze
613	(US 10B)	Oil Rubbed Bronze
625	(US 26)	Bright Chromium Plated
626	(US 26D)	Satin Chromium Plated

Standard Features

H Knobs and Levers

Certification	UL Listed for 3-hour fire door.
Deadbolt	1" x 2 1/4", Square corner faceplate, 1" housing diameter, 1" throw
Latch	1" x 2 1/4", Square corner faceplate, 7/8" housing diameter, 1/2" throw
Strikes	1 1/8" x 2 3/4" Square corner, box (deadbolt) and 1 1/8" x 2 3/4", square corner T-strike, box (latch)
Reinforcement	Door frame strike reinforcer with 3" screws
Backset	2 3/8"
Cylinder(s)	6-Pin upper cylinder and 6-pin lower cylinder, solid brass, keyed 6-pin, S123 keyway, keyed different (KD), upper and lower cylinders are keyed alike
Door Range	1 3/8" – 1 3/4"
Keys	Two nickel silver cut keys per lock, 6-pin, S123 section

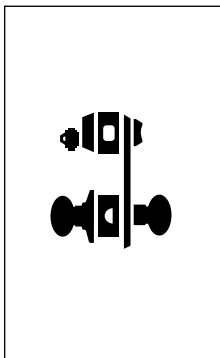
H · Functions

UL Listed for 3-hour fire door.

Interconnected Locks

SCHLAGE ANSI

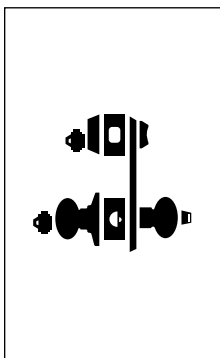
H110 F95



Entrance, Single Locking

Deadbolt thrown or retracted by key in upper lock from outside or by inside turn unit. Bolt automatically deadlocks when fully thrown. Latchbolt retracted by knob/lever from either side. Inside knob/lever retracts deadbolt and deadlatch simultaneously for immediate exit.


H153 F97



Entrance, Double Locking

Deadbolt thrown or retracted by key in upper lock from outside or by inside turn unit. Bolt automatically deadlocks when fully thrown. Deadlatch retracted by key in outer knob when locked by pushing turn-button in inner knob/lever. Outer knob may be fixed in locked position by rotating turn-button. Inside knob/lever retracts deadbolt and deadlatch simultaneously for immediate exit.

H180 F98




Storeroom Lock

Deadbolt thrown or retracted by key from outside or by inside turn unit. Bolt automatically deadlocks when fully thrown. Outside knob is fixed. Entrance by key only. Turning inside knob/lever retracts deadbolt and latch simultaneously for immediate exit.

Interconnected Locks

SCHLAGE ANSI

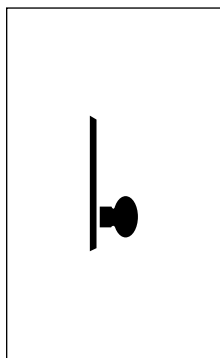
H185 F100



Hotel-Motel Lock*

Deadbolt thrown or retracted by key in upper lock from outside or by inside turn unit. Bolt automatically deadlocks when fully thrown. Deadlatch retracted by key in outer fixed knob. Push-button in inner knob/lever activates visual occupancy indicator, allowing only emergency masterkey to operate. Turning inside knob/lever or closing door releases visual occupancy indicator. Rotation of inside spanner-button provides lockout feature by keeping indicator thrown. Turning inside knob/lever retracts deadbolt simultaneously for immediate exit.

H170



Single Dummy Inside Trim

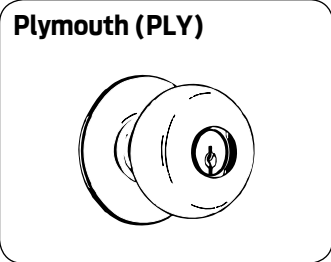
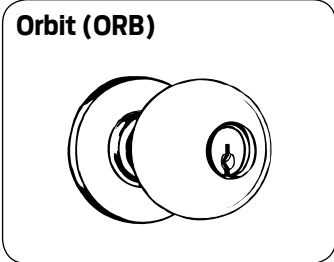
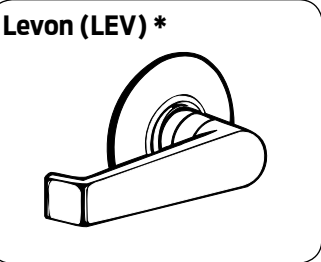
Snap-on rose and knob/lever. Concealed mounting screws.

INTERCONNECTED

CS200-Series

H-4

S200-Series



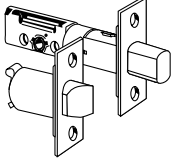
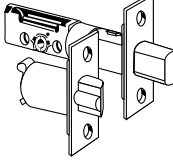
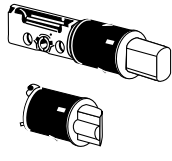
* LEV lever is available as inside trim only on keyed, double locking functions. Not available in 606 and 609.

Commercial Lever Suite	
Schlage H Lock	A Lock
Levon	Jupiter
Orbit	Neptune
Plymouth	Saturn

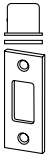

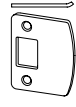
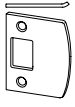
H - Complete Locks

INTERCONNECTED

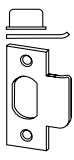
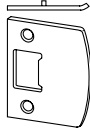
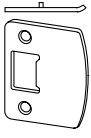

Latches

<p>19-071 Standard</p> 	<p>19-077 Standard</p> 	<p>19-079</p> 
---	---	--

Strikes, Deadbolts

<p>10-055 Standard</p> 	<p>10-064</p> 	<p>10-092</p> 	<p>10-095</p> 
---	--	---	--

Strikes, Deadlatches

<p>10-001 Standard</p> 	<p>10-026</p> 	<p>10-027</p> 	<p>10-058</p> 
--	---	--	---

CS200-Series

H-6

S200-Series

Function	Description	Design and Finishes			Primary Cylinder Adjustments Available Levers Available Finishes		
		LEV* ORB PLY			LD	RD TD**	JD
		626	605 606 609 612 625	613			
Keyless				PLY ORB	ORB		
H170	Single Dummy	295	307	325	605 606 609 612 613 625 626		
Keyed, Single Cylinder				LD	RD TD	JD	
H110PD	Entrance	454	466	484	-58	35	-32
Keyed, Double Cylinder				LD CD	RD TD	JD	
H153PD	Entrance	454	466	484	-116	70	-64
H180PD	Storeroom						
H185PD	Hotel-Motel						
Secondary Cylinder Adjustment	EVEREST AND RESTRICTED KEYWAY - DOES NOT APPLY TO PRIMUS						
	EVEREST D & T FAMILY & RESTRICTED KEYWAYS (QUAD, NUMBERED, REVERSE)					+16.00	
	SL Cylinder with Everest B or Everest R keyways					+16.00	
	PRIMUS/PRIMUS XP - ORDER THE LOCK LESS CYLINDER AND THE CYLINDER SEPERATELY (PRICES BELOW)						
	SINGLE KIL EXAMPLE: 1 EA. H110LD & 1 EA. 20-729(-XP)					+129.00	
	DOUBLE KIL EXAMPLE: 1 EA. H153LD & 1 EA. 20-729(-XP) 1 EA. 20-724(-XP)					+258.00	
	SINGLE FSIC EXAMPLE: 1 EA. H180JD & 1 EA. 20-740(-XP)					+139.00	
DOUBLE FSIC EXAMPLE: 1 EA. H153JD & 2 EA. 20-740(-XP)					+278.00		
*	On keyed functions the LEV lever is available for inside trim only for double locking functions; not available in 606 or 609.						
**	Temporary cores (TD options) require non-refundable core handling charge (50-231) of \$9.50 and will be added to the price of the lock.						

INTERCONNECTED

CS200-Series

H-7

S200-Series

Deadbolt/Deadlatch Combinations

Combo Part Number	Deadbolt	Deadlatch	Backset - Hsg Dia. - Description	Lock Adjustment
Deadbolt/Springlatch Combinations for Single Locking Functions (H110)				
19-071	12-288	11-068	2 3/8" - 1" - Square corner, 1" x 2 1/4"	N/C
19-072	12-289	11-069	2 3/8" - 1" - Round corner, 1" x 2 1/4"	
19-073	12-290	11-110	2 3/8" - 1" - Circular, drive-in, 626 only for bolt (605 & 626 only)	
19-074	12-288	11-111	2 3/4" - 1" - Square corner, 1" x 2 1/4"	
19-075	12-289	11-112	2 3/4" - 1" - Round corner, 1" x 2 1/4"	
19-076	12-290	11-113	2 3/4" - 1" - Circular, drive-in, 626 only for bolt (605 & 626 only)	
Deadbolt/Deadlatch Combinations for Double Locking Functions (H153, H180, H185)				
19-077	12-288	11-085	2 3/8" - 1" - Square corner, 1" x 2 1/4"	N/C
19-078	12-289	11-088	2 3/8" - 1" - Round corner, 1" x 2 1/4"	
19-079	12-290	11-104	2 3/8" - 1" - Circular, drive-in, 626 only for bolt (605 & 626 only)	
19-080	12-288	11-091	2 3/4" - 1" - Square corner, 1" x 2 1/4"	
19-081	12-289	11-092	2 3/4" - 1" - Round corner, 1" x 2 1/4"	
19-082	12-290	11-105	2 3/4" - 1" - Circular, drive-in, 626 only for bolt (605 & 626 only)	

Deadbolt Strikes

Part Number	Lip Length - Description	Lock Adjustment
10-055	N/A - Square corner, box, 1 1/8" x 2 3/4"	N/C
10-064	N/A - Circular drive-in, thimble strike, 1 3/16" diameter, 494 (626 only)	
10-092	1 1/8" - 1/4" Radius round corner, full lip, no box, 1 5/8" x 2 1/4"	
10-095	1 1/8" - 1/4" Square corner, full lip, no box, 1 5/8" x 2 1/4"	

Deadlatch Strikes

Part Number	Lip Length - Description	Lock Adjustment
10-001	1 1/8" - Square corner, T-strike, box, 1 1/8" x 2 3/4"	N/C
10-004	1 1/8" - 1/4" Radius round corner, T-strike, box, 1 1/8" x 2 3/4"	
10-026	1 1/8" - Square corner, full lip, no box, 1 5/8" x 2 1/4"	
10-027	1 1/8" - 1/4" Radius round corner, full lip, no box, 1 5/8" x 2 1/4"	
10-058	1 7/32" - Circular, adjustable, 1 3/4" diameter (605 & 626 only)	

Strike Combinations

Latch Strike	Deadbolt Strike	Specify Combo Number	Lock Adjustment
10-001, 1 1/8" Lip	10-055	10-250	N/C
10-001, 1 1/8" Lip	10-064	10-251	
10-026	10-055	10-252	
10-026	10-064	10-253	
10-027	10-055	10-255	
10-027	10-064	10-256	
10-027	10-092	10-257	
10-058	10-064	10-258	
10-026	10-095	10-259	

Shaded items are standard components and are furnished with locks unless otherwise specified.

Locks Less Components		
Description	Specify	Lock Adjustment
Less each knob or lever	LLL for knob or lever design Example: HI53 LLL/PLY x PLY	-9.10
Less each rose or escutcheon	LLL for rose or escutcheon design Example: HI53 PLY x PLY/LLL	-7.00
Less deadbolt	LLL for deadbolt Example: HI53 PLY 626 LLL/11-068 10-250	-14.00
Less springlatch	LLL for springlatch Example: HI10 PLY 606 12-228/LLL 10-250	-11.80
Less deadlatch	LLL for deadlatch Example: HI53 PLY 626 12-288/LLL 10-250	-19.70
Less deadbolt strike	LLL for deadbolt strike Example: HI53 PLY 613 19-057 LLL 10-001	-5.40
Less latch strike	LLL for latch strike Example: HI53 PLY 613 19-057 10-055/LLL	-11.00
Lock chassis only - Chassis for non-ORB designs is furnished unless ORB design is specified. Includes housing and linkage	LLL for all possible components Example: HI53L LLL 626 LLL LLL	Sum of all applicable deducts*

* Use PLY design for base price

Non-Standard Door		
Description	Specify	Lock Adjustment
Preparation for 2 1/8" diameter deadbolt hole	H suffix Example: HI10H ORB 626	+14.40
Extended Inside (EI), from 2" – 2 1/2"	Door thickness and how door is extended Example: 2", EI	+64.70

Knobs/Levers and Related Parts								
Available Finishes - Specify for Listed Parts		605	606	609	612	613	625	626
01-008, 01-009, 01-026, 01-018		▪				▪		▪
Part Number	Description	Price Each						
01-008*	Knob or lever - closed, LEV ORB** PLY	\$37.70						
01-009*	Knob or lever - open, LEV ORB** PLY							
01-026*	Knob - FSIC, ORB**	70.70						
01-018	Cylinder knob and sleeve	52.50						
01-081	Sleeve for cylinder knob	9.80						
01-053	Full size core driver and retainer	12.20						
A501-941	Full size core retainer	4.60						
C604-307	Full size core driver, universal	8.80						
* Specify part number, style & finish. Ex: 08-020 SAT 626								
** ORB knob requires modified chassis								

Roses								
Available Finishes - Specify for Listed Parts		605	606	609	612	613	625	626
01-001 PLY		▪		⊗	▪	▪	▪	▪
01-001 TUL		▪		⊗	▪	▪		▪
Part Number	Description	Price Each						
01-001	Outside Rose, PLY (for PLY & LEV); TUL (for ORB)	\$28.40						

Escutcheons								
Available Finishes - Specify for Listed Parts		605	606	609	612	613	625	626
07-057, 07-035, 36-056		▪				▪		▪
Part Number	Description	Price Each						
07-057	Inside escutcheon assembly MET	\$113.00						
07-035	Inside escutcheon, dummy - H170 MET	79.90						
36-056	Outside trim, tie-in escutcheon MET	39.50						

Deadbolt/Deadlatch Combinations										
Available Finishes - Specify for Listed Parts				605	606	609	612	613	625	626
19-071, 19-072, 19-073, 19-074, 19-075, 19-076, 19-077, 19-078, 19-079, 19-080, 19-081, 19-082				▪	▪	▪	▪	▪	▪	▪
Combo Part Number	Deadbolt	Deadlatch*	Backset - Hsg Dia - Description	Price Each						
Deadbolt/Springlatch Combinations for Single Locking Functions (H110)										
19-071	12-288	11-068	2 3/8" - 1" - Square corner, 1" x 2 1/4"	\$86.60						
19-072	12-289	11-069	2 3/8" - 1" - Round corner, 1" x 2 1/4"							
19-073	12-290	11-110	2 3/8" - 1" - Circular, drive-in, 626 only for bolt (605 & 626 only)							
19-074	12-288	11-111	2 3/4" - 1" - Square corner, 1" x 2 1/4"							
19-075	12-289	11-112	2 3/4" - 1" - Round corner, 1" x 2 1/4"							
19-076	12-290	11-113	2 3/4" - 1" - Circular, drive-in, 626 only for bolt (605 & 626 only)							
Deadbolt/Deadlatch Combinations for Double Locking Functions (H153, H180, H185)										
19-077	12-288	11-085	2 3/8" - 1" - Square corner, 1" x 2 1/4"	86.60						
19-078	12-289	11-088	2 3/8" - 1" - Round corner, 1" x 2 1/4"							
19-079	12-290	11-104	2 3/8" - 1" - Circular, drive-in, 626 only for bolt (605 & 626 only)							
19-080	12-288	11-091	2 3/4" - 1" - Square corner, 1" x 2 1/4"							
19-081	12-289	11-092	2 3/4" - 1" - Round corner, 1" x 2 1/4"							
19-082	12-290	11-105	2 3/4" - 1" - Circular, drive-in, 626 only for bolt (605 & 626 only)							
* To price deadlatches separately, see A Lock parts										

Deadbolts										
Available Finishes - Specify for Listed Parts				605	606	609	612	613	625	626
12-288, 12-289, 12-290				▪	▪	▪	▪	▪	▪	▪
Part Number	Lip Length - Description			Price Each						
12-288	2 3/8" to 2 3/4" - 1" - Square corner, 1" x 2 1/4"			\$33.80						
12-289	2 3/8" to 2 3/4" - 1" - Round corner, 1" x 2 1/4"									
12-290	2 3/8" to 2 3/4" - 1" - Circular, drive-in, 626 only for bolt (605 & 626 only)			38.30						

Deadbolt Strikes										
Available Finishes - Specify for Listed Parts				605	606	609	612	613	625	626
10-055, 10-064, 10-092, 10-095				▪	▪	▪	▪	▪	▪	▪
Part Number	Lip Length - Description			Price Each						
10-055	N/A - Square corner, box, 1 1/8" x 2 3/4"			\$15.20						
10-064	N/A - Circular drive-in, thimble strike, 1 3/16" diameter, 494 (626 only)									
10-092	1 1/8" - 1/4" Radius round corner, full lip, no box, 1 5/8" x 2 1/4"			7.90						
10-095	1 1/8" - 1/4" Square corner, full lip, no box, 1 5/8" x 2 1/4"									

Latch Strikes										
Available Finishes - Specify for Listed Parts				605	606	609	612	613	625	626
10-001, 10-004, 10-026, 10-027, 10-058				▪	▪	▪	▪	▪	▪	▪
Part Number	Lip Length - Description			Price Each						
10-001	1 1/8" - Square corner, T-strike, box, 1 1/8" x 2 3/4"			\$6.50						
10-004	1 1/8" - 1/4" Radius round corner, T-strike, box, 1 1/8" x 2 3/4"									
10-026	1 1/8" - Square corner, full lip, no box, 1 5/8" x 2 1/4"			7.60						
10-027	1 1/8" - 1/4" Radius round corner, full lip, no box, 1 5/8" x 2 1/4"									
10-058	1 7/32" - Circular, adjustable, 1 3/4" diameter (605 & 626 only)									
				10.90						

Shaded items are standard components and are furnished with locks unless otherwise specified.

Deadbolt/Deadlatch Strike Combinations												
Available Finishes - Specify for Listed Parts						605	606	609	612	613	625	626
10-250, 10-251, 10-252, 10-253, 10-255, 10-256, 10-257, 10-258, 10-259						▪	▪	▪	▪	▪	▪	▪
Part Number	Deadbolt Strike	Deadlatch Strike	Price Each									
10-250	10-055	10-001, 11/8" lip	\$21.60									
10-251	10-064	10-001, 11/8" lip	21.60									
10-252	10-055	10-026	22.70									
10-253	10-064	10-026	22.70									
10-255	10-055	10-027	22.70									
10-256	10-064	10-027	22.70									
10-257	10-092	10-027	15.50									
10-064	10-055	10-058	26.00									
10-095	10-064	10-026	22.70									

Miscellaneous Parts		
Part Number	Description	Price Each
A201-370	Cam & driver - H180	\$8.90
A301-386	Spindle & catch, ins. - H153, H180, H185	9.10
A301-387	Spindle & catch, out. - H110	
A301-402	Cam unit, out. - H153, H185	
A501-305	Hub plate, ins.	7.20
A501-615	Spindle wedge - H180, H185	6.80
A501-710	Swivel sleeve - H185	6.90
A501-901	Plate, out. - H180, H185	4.80
A508-399	Plate, out. - H110, H153	9.20
A508-597	Spring separator - H153, H180, H185	6.90
A508-598	Frame	11.00
A508-600	Housing	15.20
A508-605	Slide spring	6.90
A590-158	Slide, restoring - H185	
A590-159	Slide, non-restoring - H153, H180	
A590-181	Slide, non-restoring - H110	
C503-008*	Cotter pin	0.64
G105-209	Housing and spindle, RH inside, dummy - H170	27.40
G105-023	Housing and linkage	107.00
G105-249	Housing and spindle, LH inside, dummy - H170	27.40
G570-232	Plug, spindle, lever designs only - H110	12.60
*	Order in multiples of 100	

Plunger Parts										
Available Finishes - Specify for Listed Parts				605	606	609	612	613	625	626
01-060, 01-063				▪	☒	☒	▪	▪	▪	▪
Part Number	Dimension - Design - Door Range - Description			Price Each						
01-060*	360 - Non-ORB - 1 3/8" - 1 7/8" - Plunger unit, ins. - A53			\$14.80						
	424 - Non-ORB - over 1 7/8" - 2 1/4", EI - Plunger unit, ins. - A53									
	449 - Non-ORB - over 2 1/4" - 2 1/2", EI - Plunger unit, ins. - A53									
	428 - ORB - 1 3/8" - 1 7/8" - Plunger unit, ins. - A53									
	492 - ORB - over 1 7/8" - 2 1/4", EI - Plunger unit, ins. - A53									
	517 - ORB - over 2 1/4" - 2 1/2", EI - Plunger unit, ins. - A53									
01-063*	363 - Non-ORB - 1 3/8" - 1 7/8" - Plunger unit, ins. - A85			32.30						
	427 - Non-ORB - over 1 7/8" - 2 1/4", EI - Plunger unit, ins. - A85									
	452 - Non-ORB - over 2 1/4" - 2 1/2", EI - Plunger unit, ins. - A85									
	431 - ORB - 1 3/8" - 1 7/8" - Plunger unit, ins. - A85									
	497 - ORB - over 1 7/8" - 2 1/4", EI - Plunger unit, ins. - A85									
	520 - ORB - over 2 1/4" - 2 1/2", EI - Plunger unit, ins. - A85									
* Specify part number, dimension, design & finish. Ex: 01-060 492 ORB 626										

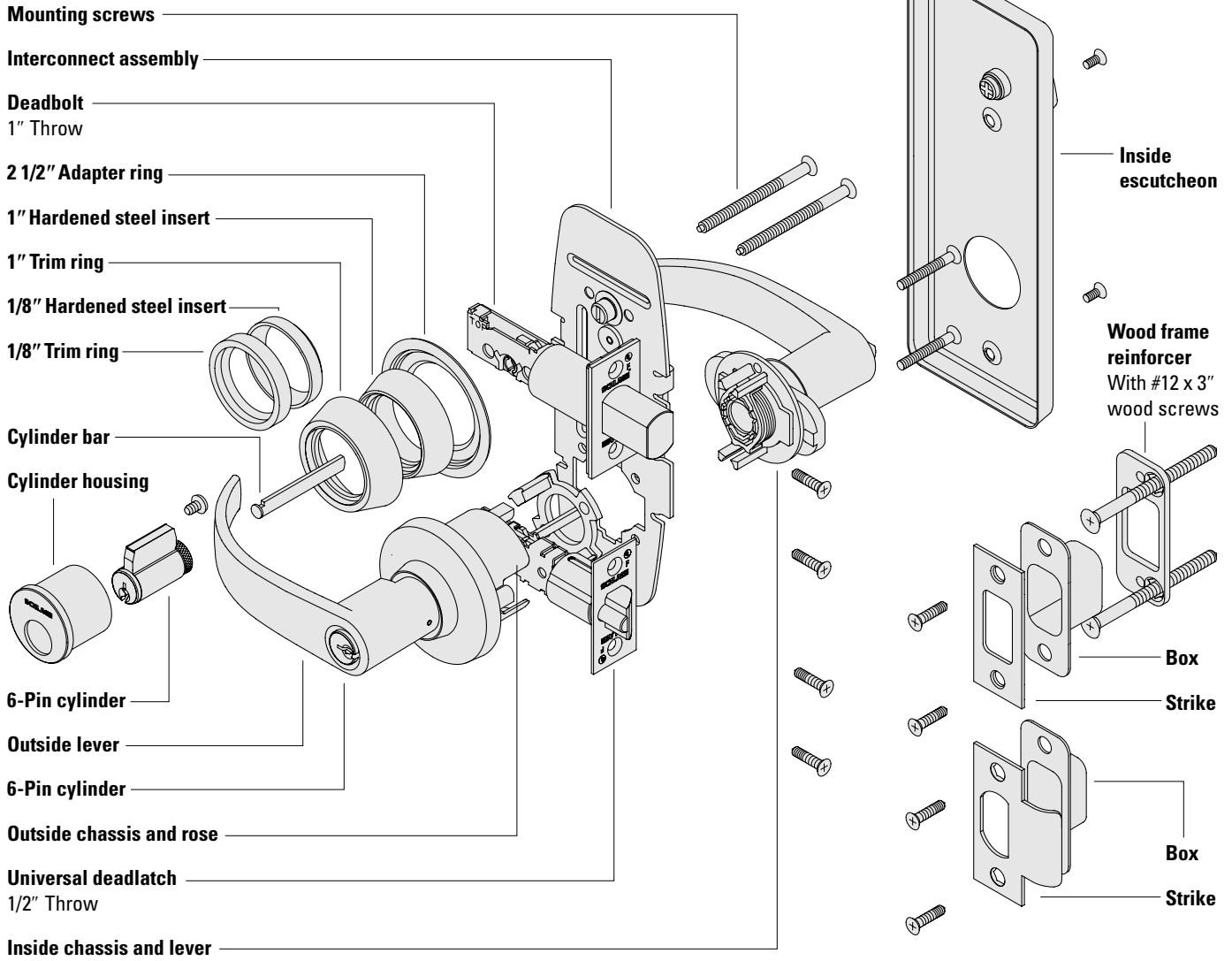
Reinforcements and Adapters		
Part Number	Description	Price Each
37-001	Metal door reinforcer kit, fits both 7/8" and 1" diameter housings - Specify door thickness, includes A501-567 and A501-565 or A501-566	\$35.90
A501-565	Reinforcer for 1 3/8" thick non-reinforced metal doors. Fits both 7/8" and 1" diameter housings.	18.00
A501-566	Reinforcer for 1 3/4" thick non-reinforced metal doors. Fits both 7/8" and 1" diameter housings.	
A501-567	3 1/2" Long latch housing sleeve used to reinforce joint between latch and backset link or to hold latch in metal doors	11.20
A501-878**	Faceplate adapter to adapt 1" faceplate to 1 1/8" door preparation	0.70
G506-815	1" Long latch housing sleeve to adapt 7/8" housing to 1" bore	6.30
** Order in multiples of 100		

Screws										
Available Finishes - Specify for Listed Parts				605	606	609	612	613	625	626
A501-818, E505-315, E505-366				▪	☒	☒	▪	▪	▪	▪
Part Number	Description	Type	Size	Price Each						
A501-818***	Mounting screw, upper cylinder 5-pin, 2 required	POH Mach.	10-32 x 2 1/16"	\$1.10						
E505-315***	Mounting screw, lower chassis 2 required	POH Mach.	10-32 x 1 1/2"	11.20						
E505-366***	Mounting screw, upper cylinder 6-pin, 2 required	POH	10-32 x 2 5/16"	0.72						
*** Order in multiples of 100										

Cylinder Reference Table						
Available Finishes - Specify for Listed Parts				606	626	
21-002/122, 20-724/XP/122, 20-524/XP/122, 21-003/168, 22-001, 22-002, 20-729/XP, 20-529/XP				Price Each Open	Price Each Restricted	
Part Number	Cylinder Mechanism	Function	Design			
21-002	Conventional	Keyed knobs All Functions Except H185	Except Orbit	\$58.00	\$74.00	
91-004	Everest SL (R/B Keyways only)					74.00
20-724	Primus				129.00	
20-724-XP	Primus XP					
91-704-XP	Everest SL Primus XP (R/B Keyways only)					129.00
20-524	Primus UL437				159.00	
20-524-XP	Primus UL437 XP					
21-002-122	Conventional		Orbit	58.00	74.00	
91-005	Everest SL (R/B Keyways only)					74.00
20-724-122	Primus				129.00	
20-724-XP-122	Primus XP					
91-705-XP	Everest SL Primus XP (R/B Keyways only)					129.00
20-524-122	Primus UL437				159.00	
20-524-XP-122	Primus UL437 XP					
21-003	Conventional	Keyed knobs H185	Except Orbit	86.00	102.00	
21-003-168			Orbit			
22-001	Conventional - 5-pin			58.00	74.00	
22-002	Conventional - 6-pin					
91-008	Everest SL (R/B Keyways only)	Deadbolts All Functions	All		129.00	
20-729	Primus				129.00	
20-729-XP	Primus-XP					
91-707-XP	Everest SL Primus XP (R/B Keyways only)					159.00
20-529	Primus UL437				159.00	
20-529-XP	Primus UL437-XP					

S200 Series

INTERCONNECT LOCK



INTERCONNECTED

CS200-Series

H-Series

S200-1

S200 Series

INTERCONNECT LOCK

INTERCONNECTED

CS200-Series

H-Series

S200-2

To order Schlage products, descriptive data should be in the same sequence as shown below.

Line Item	Qty	Product	Outside		Inside		Hand	Latch	Strike	Dr Thk	Ext	DIM	Additional Details
			DES	FIN	DES	FIN							
1	10	S251PD	NEP	626	FLA	613	RH	12-339	10-109	-	-	-	-

- Line Item:** Line item number
- Qty:** Quantity
- Product:** Product function + Cylinder code
- Outside Des:** Outside lever design
- Outside Fin:** Outside finish
- Inside Des:** Inside lever design: Specify only if different from the outside lever design
- Inside Fin:** Inside lever finish: Specify only if different from the outside finish
- Hand:** Hand of door: Only one nad allowed per line item. Example: RH=right hand, LH=left hand, RR=right reverse, LR=left reverse
- Latch:** Product latch: Leave blank for standard latch or specify part number if non-standard latch is required.
- Strike:** Product strike: Leave blank for standard strike or specify part number if non-standard strike is required.
- Dr Thk:** Door thickness: N/A for S200 line
- Ext:** Extension: N/A for S200 line
- Dim:** Dimension: Enter only for non-standard strike lip length
- Additional Details:** Enter additional detail for keying information or special requirements



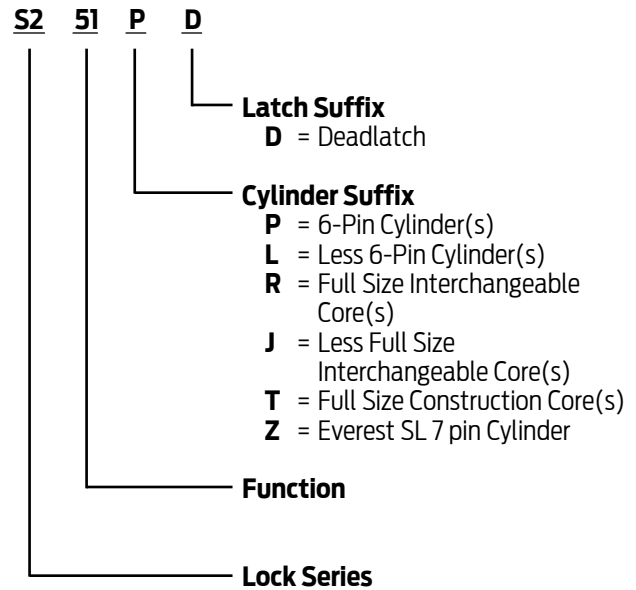
Common Pricing Information	
1.	Locks are furnished with standard features unless otherwise specified.
2.	Door thickness is 1 3/4" unless otherwise specified.
3.	Split finishes and designs will be priced at the highest list price of the design and/or finish.
4.	 denotes a lock or part that requires an extended lead time.
5.	 denotes a handed product and requires handing to be specified.
6.	For all restricted keyways (Everest D, Everest 29 T, Quad, Numbered, Reversed) add \$16.00. This does not apply to Primus cylinders. See Terms and Conditions for ordering information and requirements.
7.	Locks, keys and cylinders containing restricted keyways require additional documentation to order. Please see Terms and Conditions for the specific requirements.
8.	Keyway must be specified for keyed functions and cylinders. If not specified, default keyway will be S123 for KA, KD and 0-bitted product and S145 for Factory managed masterkey systems.
9.	Multiple keying options are available. Locks and cylinders are furnished KD unless otherwise specified or excepted by notation.
10.	Control Keys for permanent and construction cores are not included with the lock or cylinder and must be ordered separately.
11.	Locks specified with "C" keyway and KD or 0-bitted will receive 6 pin cylinders.
12.	Full Size Interchangeable Cores (FSIC) are furnished 1-bitted unless otherwise specified. If 0-bitted is selected, the order will be entered as 1-bitted. This does not apply to FSIC Primus® cores.
13.	Conventional cylinders, Primus cylinders (conventional and FSIC) can be supplied 0-bitted. If 1-bitted is selected, the order will be entered as 0-bitted.
14.	Available plug face finishes are 606 and 626. For brass or bronze finish colors, the plug face finish is 606. For chrome, nickel or stainless steel finish colors, the plug face finish is 626.
15.	Locks and cylinders will be furnished with 2 keys each as standard. Additional keys will be charge at the additional cut keys charge appropriate for the cylinder/key type

Table of Contents

Functions	S200-4
Complete Locks	S200-5
Options	S200-7
Deadbolts/Deadlatches	S200-7
Deadbolt Strikes	S200-7
Deadlatch Strikes	S200-7
Strike Combinations	S200-7
Locks Less Components	S200-7
Primus® / Primus XP	S200-7
Parts	S200-8
Levers and Related Parts	S200-8
Escutcheons	S200-8
Trim Combinations	S200-8
Deadbolts	S200-8
Deadlatch	S200-9
Deadbolt/Deadlatch Combinations	S200-9
Deadbolt Strikes	S200-9
Deadlatch Strikes	S200-9
Deadbolt/Deadlatch Strike Combinations	S200-9
Miscellaneous Parts/Adapters	S200-10
Screws	S200-10
Screw Packs	S200-10
Cylinders	S200-10
Complete Cylinders	See Cylinders Section
How To Order	Forms & Examples

Product Identification



Finish Codes and Descriptions

Code		Description
605	(US 3)	Bright Brass
606	(US 4)	Satin Brass
609	(US 5)	Antique Brass
613	(US 10B)	Oil Rubbed Bronze
619	(US 15)	Satin Nickel
625	(US 26)	Bright Chromium Plated
626	(US 26D)	Satin Chromium Plated

Standard Features

Certification	UL Listed for 3-hour fire door.
Deadbolt	1 x 2 1/4", Square corner faceplate, 1" housing diameter, 1" throw
Deadlatch	1 x 2 1/4", Square corner faceplate, 1" housing diameter, 1/2" throw
Strikes	1 1/8" x 2 3/4", Square corner, box (deadbolt) and 1 1/8" x 2 3/4", Square corner, T-strike, box (deadlatch)
Reinforcement	Metal dust box reinforcer with three – 3" screws
Backset	Adjustable for 2 3/8" or 2 3/4"
Cylinder(s)	6-Pin upper cylinder and 6-pin lower cylinder, solid brass, keyed 6-pin, S123 keyway, keyed different (KD) – upper and lower cylinders are keyed alike
Door Range	1 3/8" – 2"
Keys	Two nickel silver cut keys per lock, 6-pin, S123 section

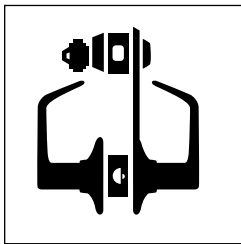
S200 · Functions

UL Listed for 3-hour fire door.

SCHLAGE ANSI

INTERCONNECTED

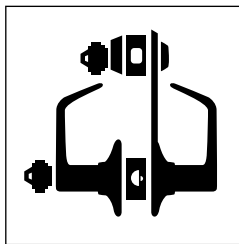
S210PD F95



Entrance, Single Locking

Deadbolt operated by key from outside or by turn unit from inside. Bolt automatically deadlocks when fully thrown. Latch retracted by lever from either side. Turning inside lever retracts deadbolt and latch simultaneously for immediate exit.

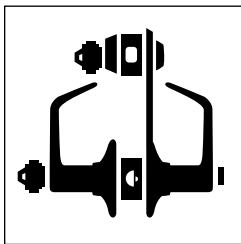
S280PD F98



Storeroom Lock

Deadbolt operated by key from outside or by turn unit from inside. Bolt automatically deadlocks when fully thrown. Outside lever fixed when locked. Entrance by key unlocking lever for access. Turning inside lever retracts deadbolt and latch simultaneously for immediate exit. Latch automatically deadlocks when door is closed.

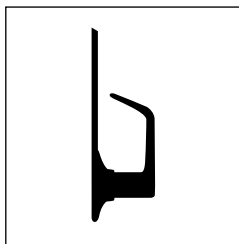
S251PD F97



Entrance, Double Locking

Deadbolt operated by key from outside or by turn unit from inside. Bolt automatically deadlocks when fully thrown. Outside lever unlocked by key from outside when locked by turn button in inside lever. Turning inside lever retracts deadbolt and latch simultaneously for immediate exit. Latch automatically deadlocks when door is closed.

S290



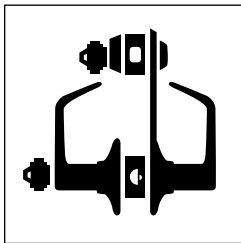
Single Dummy Trim

Dummy trim for inside of door. Used for door pull or as matching inactive trim.

CS200-Series

H-Series

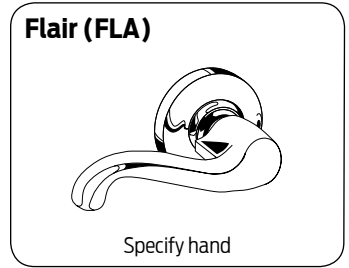
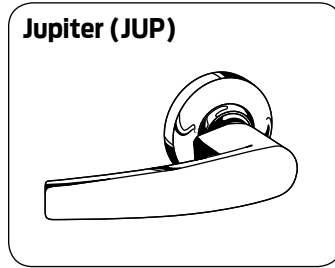
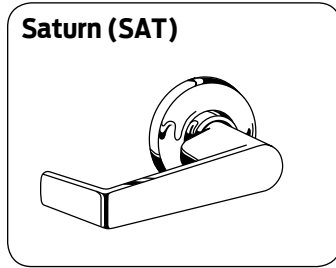
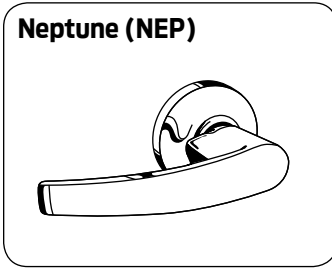
S270PD



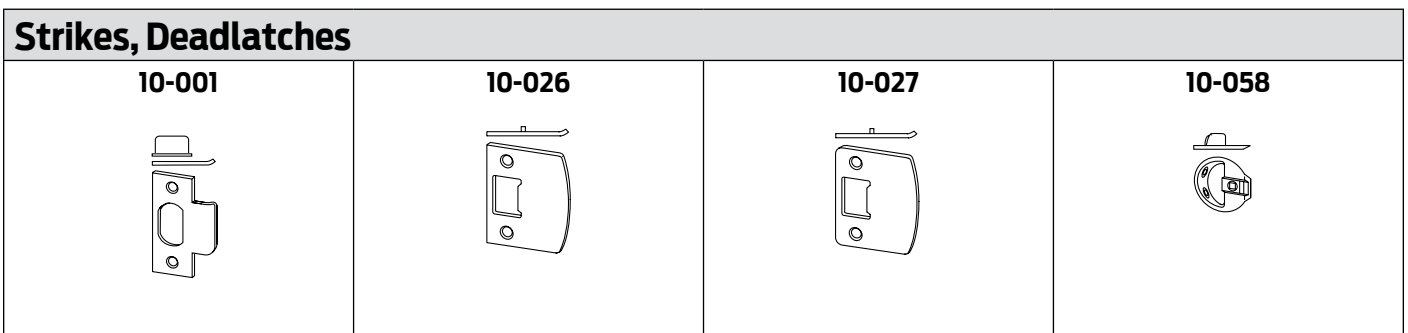
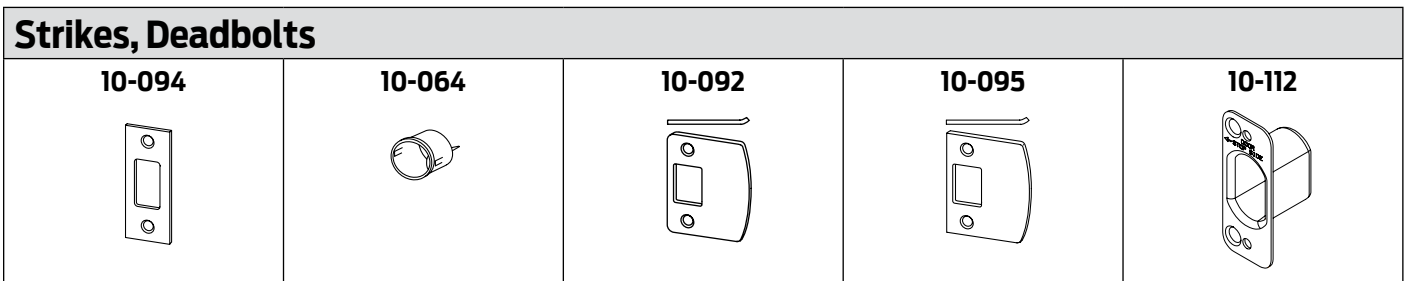
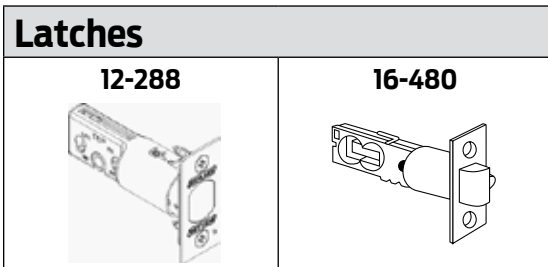
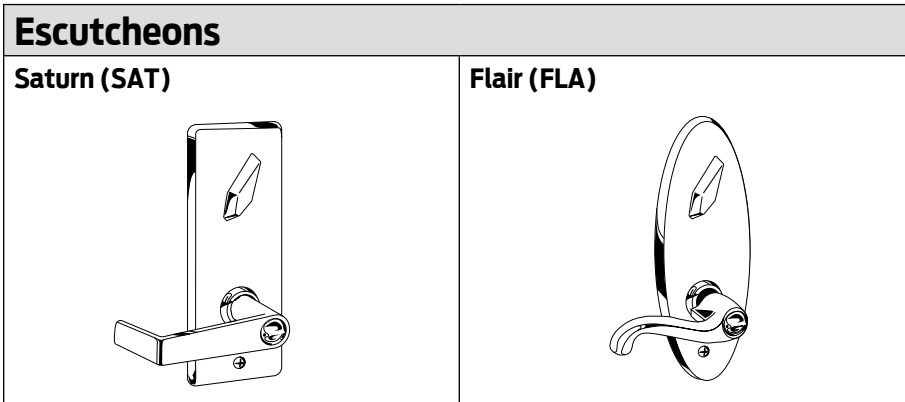
Classroom Lock

Deadbolt operated by key from outside or by turn unit from inside. Bolt automatically deadlocks when fully thrown. Outside lever is locked and unlocked by key from outside. Turning inside lever retracts deadbolt and latch simultaneously for immediate exit. Latch automatically deadlocks when door is closed.

S200-4



Commercial Lever Suite					
S200 Lock	S Lock	98/99 Exit	ND Levers	AL Lock	L Lock Levers
Jupiter	Jupiter	07	Athens	Jupiter	07
Neptune	Neptune	17	Sparta	Neptune	17
Saturn	Saturn	06	Rhodes	Saturn	06
Flair	Flair	Asti			Asti




S200 - Complete Locks

INTERCONNECTED

CS200-Series

H-Series

S200-6

Function	Description	Design and Finishes			Primary Cylinder Adjustments Available Levers Available Finishes		
		SAT JUP NEP 			LD	RD TD*	JD
		626	605 606 609 619 625	613			
Keyless				ALL	SAT JUP NEP		
S290	Single Dummy	288	300	318	605 606 609 613 619 625		
Keyed, Single Cylinder				LD	RD TD	JD	
S210PD	Entrance	440	452	470	-58	35	-32
Keyed, Double Cylinder				LD CD	RD TD	JD	
S251PD	Entrance	575	587	605	-116	70	-64
S270PD	Classroom						
S280PD	Storeroom						
Secondary Cylinder Adjustment	EVEREST AND RESTRICTED KEYWAY - DOES NOT APPLY TO PRIMUS						
	EVEREST D & T FAMILY & RESTRICTED KEYWAYS (QUAD, NUMBERED, REVERSE)					+16.00	
	SL Cylinder with Everest B or Everest R keyways					+16.00	
	PRIMUS/PRIMUS XP - ORDER THE LOCK LESS CYLINDER AND THE CYLINDER SEPERATELY (PRICES BELOW)						
	SINGLE KIL EXAMPLE: 1 EA. S210LD & 1 EA. 24-769(-XP)					+129.00	
	DOUBLE KIL EXAMPLE: 1 EA. S251LD & 1 EA. 24-769(-XP) 1 EA. 20-752(-XP)					+258.00	
	SINGLE FSIC EXAMPLE: 1 EA. S280JD & 1 EA. 20-740(-XP)					+139.00	
DOUBLE FSIC EXAMPLE: 1 EA. S251JD & 2 EA. 20-740(-XP)					+278.00		
*	Temporary cores (TD option) require non-refundable core handling charge (50-231) of \$9.50 and will be added to the price of the lock.						

Deadbolts/Deadlatches				
Combo Part Number	Deadbolt	Deadlatch	Backset - Hsg Dia. - Description	Lock Adjustment
16-481	12-288	16-480	2 3/8" or 2 3/4" - 1" - Square corner, 1" x 2 1/4"	N/C
16-482	12-289	16-204	2 3/8" or 2 3/4" - 1" - Round corner, 1" x 2 1/4"	
16-483	12-291	16-228	2 3/8" or 2 3/4" - 1" - Square corner, 1 1/8" x 2 1/4"	
16-484	12-633	16-132	5" - 1" - Square corner, 1 1/8" x 2 1/4", deadbolt, and square corner, 1" x 2 1/4", deadlatch (Includes G506-815 housing sleeve for latch and bolt for 1 1/8" preparation)	+29.30

Deadbolt Strikes		
Part Number	Lip Length - Description	Lock Adjustment
10-094	N/A - Square corner, 1 1/8" x 2 3/4"	N/C
10-064	N/A - Circular drive-in, thimble strike, 13/16" diameter, 494 (626 only)	
10-092	1 1/8" - 1/4" Radius round corner, full lip, no box, 1 5/8" x 2 1/4"	
10-095	1 1/8" - 1/4" Square corner, full lip, no box, 1 5/8" x 2 1/4"	

Deadlatch Strikes		
Part Number	Lip Length - Description	Lock Adjustment
10-001	1 1/8" - Square corner, T-strike, box, 1 1/8" x 2 3/4"	N/C
10-026	1 1/8" - Square corner, full lip, no box, 1 5/8" x 2 1/4"	
10-027	1 1/8" - 1/4" Radius round corner, full lip, no box, 1 5/8" x 2 1/4"	
10-058	1 7/32" - Circular, adjustable, 1 3/4" diameter (605 & 626 only)	

Strike Combinations			
Deadbolt Strike	Deadlatch Strike	Specify Combo Number	Lock Adjustment
10-094	10-001, 1 1/8" Lip	10-109	N/C
10-064	10-001, 1 1/8" Lip	10-251	
10-094	10-026	10-110	
10-064	10-026	10-253	
10-094	10-027	10-111	
10-064	10-027	10-256	
10-092	10-027	10-257	
10-064	10-058	10-258	
10-095	10-026	10-259	

Locks Less Components		
Description	Specify	Lock Adjustment
Less deadbolt	LLL for deadbolt strike Example: S251PD NEP 626 LLL/16-480 10-109	-18.80
Less deadlatch	LLL for deadlatch strike Example: S251PD NEP 626 12-288/LLL 10-109	-21.60
Less deadbolt strike	LLL for deadbolt strike Example: S251PD NEP 626 16-481 LLL/10-001	-2.20
Less deadlatch strike	LLL for deadlatch strike Example: S251PD NEP 626 16-481 10-094/LLL	-4.80

Shaded items are standard components and are furnished with locks unless otherwise specified.

INTERCONNECTED

CS200-Series

H-Series

S200-8

Levers and Related Parts										
Available Finishes - Specify for Listed Parts				605	606	609	613	619	625	626
08-020, 08-027, 08-030				▪	▪	∞	▪	▪	▪	▪
Part Number	Description	Price Each								
08-020*	Lever - keyed, JUP NEP SAT IFLA	\$71.40								
08-027*	Lever - FSIC, JUP NEP SAT	71.70								
08-030*	Lever - FSIC, driver, retainer (converts PD to JD), JUP NEP SAT	86.60								
S605-242	Full size core driver	8.70								
S605-241	Full size core retainer	4.00								
* Specify part number, style & finish. Ex: 08-020 SAT 626										

Escutcheons										
Available Finishes - Specify for Listed Parts				605	606	609	613	619	625	626
08-032, 36-056				▪	▪	∞	▪	▪	▪	▪
Part Number	Description	Price Each								
08-032	Inside escutcheon assembly SAT	\$106.00								
36-056	Outside trim, tie-in escutcheon MET	46.10								

Trim Combinations										
Available Finishes - Specify for Listed Parts				605	606	609	613	619	625	626
68-001, 68-003, 68-004, 08-034, 08-035				▪	▪	∞	▪	▪	▪	▪
Part Number	Description	Price Each								
68-001*	S210 - Outside Chassis, Rose and Lever JUP NEP SAT IFLA	\$101.00								
68-003*	S251, S270 - Outside Chassis and Rose SAT	78.30								
68-004*	S280 - Outside Chassis and Rose SAT									
08-034*	S210, S270, S280 - Inside Chassis and Lever JUP NEP SAT IFLA	107.00								
08-035*	S251 - Inside Chassis and Lever JUP NEP SAT IFLA	120.00								
* Specify part number, style & finish. Ex: 68-001 JUP 626										

Deadbolts										
Available Finishes - Specify for Listed Parts				605	606	609	613	619	625	626
12-288, 12-289, 12-091, 12-633				▪	▪	∞	▪	▪	▪	▪
39-030				▪				▪		
Part Number	Backset - Description	Price Each								
12-288	2 3/8" or 2 3/4" - Square corner, 1" x 2 1/4"	\$33.80								
12-289	2 3/8" or 2 3/4" - Round corner, 1" x 2 1/4"									
12-291	2 3/8" or 2 3/4" - Square corner, 1 1/8" x 2 1/4"	38.30								
12-633	5" - Square corner, 1 1/8" x 2 1/4"	84.60								
39-030	Rabbeted latch and strike kit - adapts square corner latches and 2 3/4" high square corner strikes to 1/2" rabbeted door and frame preparations.	53.00								

Deadlatch													
Available Finishes - Specify for Listed Parts							605	606	609	613	619	625	626
16-480, 16-204, 16-228, 16-132							▪	▪	∞	▪	▪	▪	▪
39-030							▪				▪		
Part Number	Backset - Description						Price Each						
16-480	2 3/8" or 2 3/4" - Square corner, 1" x 2 1/4"						\$32.80						
16-204	2 3/8" or 2 3/4" - Round corner, 1" x 2 1/4"												
16-228	2 3/8" or 2 3/4" - Square corner, 1 1/8" x 2 1/4"												
16-132	5" - Square corner, 1 1/8" x 2 1/4"						42.40						
39-030	Rabbeted latch and strike kit - adapts square corner latches and 2 3/4" high square corner strikes to 1/2" rabbeted door and frame preparations.						53.00						

Deadbolt/Deadlatch Combinations													
Available Finishes - Specify for Listed Parts							605	606	609	613	619	625	626
16-481, 16-482, 16-483, 16-484							▪	▪	∞	▪	▪	▪	▪
Part Number	Backset - Description	Deadbolt	Deadlatch	Price Each									
16-481	2 3/8" or 2 3/4" - Square corner, 1" x 2 1/4"	12-288	16-480	\$66.60									
16-482	2 3/8" or 2 3/4" - Round corner, 1" x 2 1/4"	12-289	16-204	66.60									
16-483	2 3/8" or 2 3/4" - Square corner, 1 1/8" x 2 1/4"	12-291	16-228	71.10									
16-484	5" - Square corner, 1" x 2 1/4"	12-633	16-132	127.00									

Deadbolt Strikes													
Available Finishes - Specify for Listed Parts							605	606	609	613	619	625	626
10-094, 10-064, 10-092, 10-095							▪	▪	∞	▪	▪	▪	▪
Part Number	Lip Length - Description						Price Each						
10-094	N/A - Square corner, 1 1/8" x 2 3/4"						\$12.20						
10-064	N/A - Circular drive-in, thimble strike, 1 3/16" diameter, 494 (626 only)						15.10						
10-092	1 1/8" - 1/4" Radius round corner, full lip, no box, 1 5/8" x 2 1/4"						7.90						
10-095	1 1/8" - Square corner, full lip, no box, 1 5/8" x 2 1/4"												
10-112	N/A - Metal dust box with screws						11.70						

Deadlatch Strikes													
Available Finishes - Specify for Listed Parts							605	606	609	613	619	625	626
10-001, 10-026, 10-027							▪	▪	∞	▪	▪	▪	▪
10-058							▪				▪		
Part Number	Lip Length - Description						Price Each						
10-001	1 1/8" - Square corner, T-strike, box, 1 1/8" x 2 3/4"						\$6.50						
10-026	1 1/8" - Square corner, full lip, no box, 1 5/8" x 2 1/4"						7.60						
10-027	1/4" Radius round corner, full lip, no box, 1 5/8" x 2 1/4"												
10-058	1 7/32" - Circular, adjustable, 1 3/4" diameter, 605 and 626 only						10.90						

Deadbolt/Deadlatch Strike Combinations													
Available Finishes - Specify for Listed Parts							605	606	609	613	619	625	626
10-109, 10-251, 10-110, 10-253, 10-111, 10-256, 10-257, 10-258, 10-259							▪	▪	∞	▪	▪	▪	▪
Part Number	Deadbolt Strike	Deadlatch Strike	Price Each										
10-109	10-094	10-001, 1 1/8" lip	\$18.70										
10-251	10-064	10-001, 1 1/8" lip	21.60										
10-110	10-094	10-026	19.80										
10-253	10-064	10-026	22.70										
10-111	10-094	10-027	19.80										
10-256	10-064	10-027	22.70										
10-257	10-092	10-027	15.50										
10-258	10-064	10-058	26.00										
10-259	10-095	10-026	15.50										

INTERCONNECTED

CS200-Series

H-Series

S200-10

Miscellaneous Parts/Adapters		
Part Number	Description	Price Each
G506-815	1" Long bolt or latch housing sleeve to adapt 7/8" diameter housing to 1" bore	\$6.30
08-000	Interconnect assembly	99.60
F506-867	Rotational stop	4.20

Screws												
Available Finishes - Specify for Listed Parts						605	606	609	613	619	625	626
C603-897, S605-297						▪	▪	Ⓢ	▪	▪	▪	▪
Part Number	Description	Type	Size	Price Each								
B502-998*	Mounting, upper cylinder	PFH Cross Recess	10-32 x 2 1/4"	\$1.30								
C603-897*	Latch and strike	PFH Combo	#8 x 3/4"	0.82								
S605-289*	Mounting, lower chassis	PFH	8-32 x 1 1/4"	1.50								
S605-297*	Escutcheon (2 req.)	POH	6-32 x 3/8"	1.60								
* Order in multiples of 100												

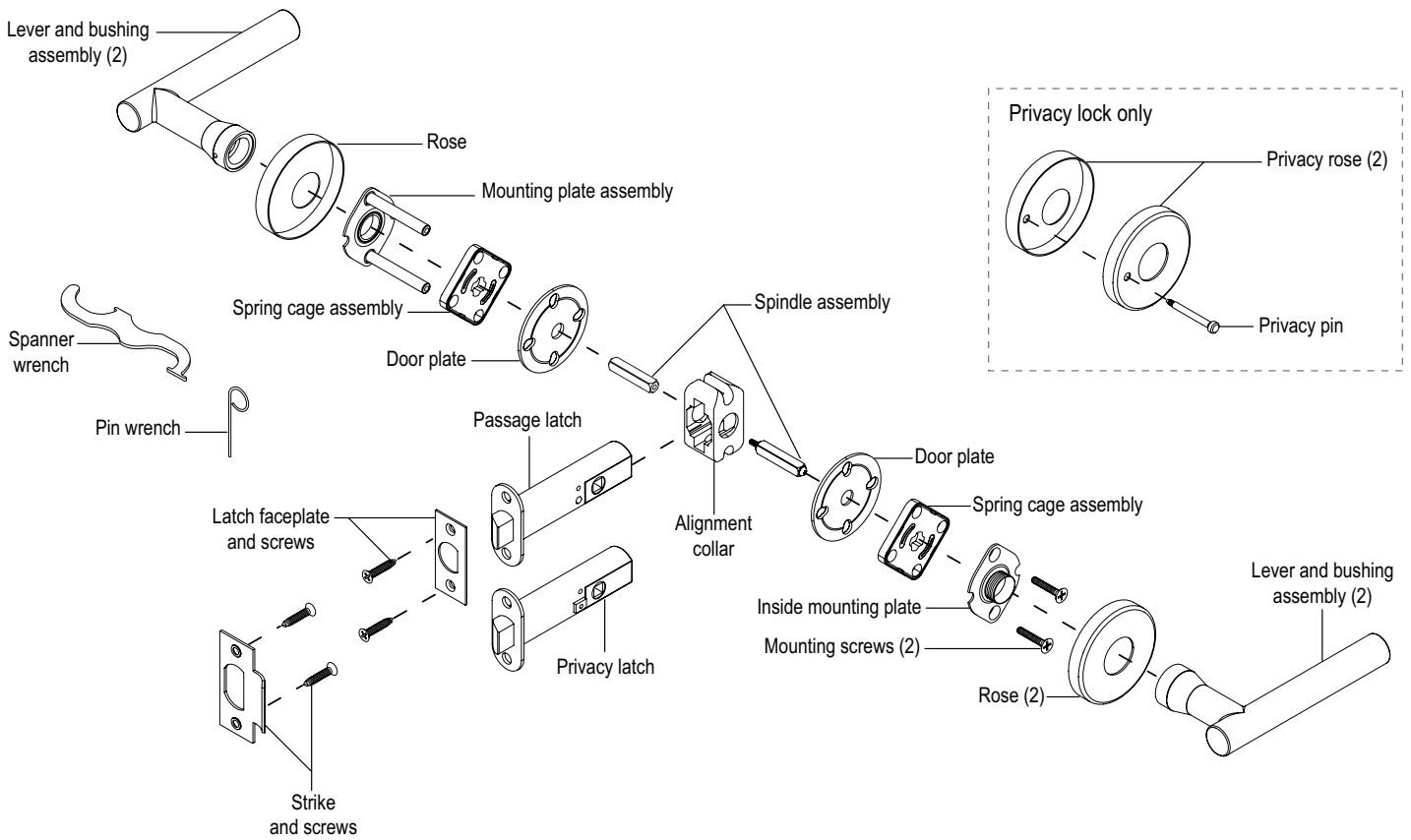
Screw Packs												
Available Finishes - Specify for Listed Parts						605	606	609	613	619	625	626
S306-151						▪	▪	Ⓢ	▪	▪	▪	▪
Part Number	Description	Contents		Price Each								
S306-151	Mounting screws	(2) S605-289 (2) B502-998		\$9.10								

Torx Screw Packs												
Available Finishes - Specify for Listed Parts						605	606	609	613	619	625	626
C203-311						▪	▪	Ⓢ	▪	▪	▪	▪
Part Number	Description	Contents		Price Each								
C203-311*	Latch and strike (2 req.)	(4) C503-766 (T-15)		\$19.40								
* Torx screw packs are furnished with appropriate T-xx installation tool(s)												

Cylinder Reference Table						
Available Finishes - Specify for Listed Parts					606	626
21-059, 20-752/XP, 20-552/XP, 22-081, 24-769/XP, 24-569/XP						
Part Number	Cylinder Mechanism	Function	Design	Price Each Open	Price Each Restricted	
21-059	Conventional	Keyed Levers	All	\$58.00	\$74.00	
21-059	Conventional				74.00	
20-752	Primus			129.00		
20-752-XP	Primus-XP				129.00	
91-722-XP	Everest SL Primus XP (R/B Keyways only)					
20-552	Primus UL437			159.00		
20-552-XP	Primus UL437-XP					
22-081	Conventional - 6-pin	Deadbolts	All	58.00	74.00	
24-769	Primus			129.00		
24-769-XP	Primus-XP					
91-729-XP	Everest SL Primus XP (R/B Keyways only)				129.00	
24-569	Primus UL437			159.00		
24-569-XP	Primus UL437-XP					

LT Series

GRADE 2 TUBULAR LEVERED LOCK



LT Levers

Ordering Procedures

To order Schlage LT locks, descriptive data should be in the same sequence as shown below.

Line Item	Qty	Product	Outside		Inside		Hand	Latch	Strike	Dr Thk	Ext	DIM	Additional Details
			DES	FIN	DES	FIN							
1	10	LT40	M63B	630				THP-8201	10-004	2"			

Line Item: Line item number

Qty: Quantity

Product: Product function

Outside Des: Lever design + rose code

Outside Fin: Finish

Inside Des: Not applicable for the LT Series, leave blank. (mixed trim not available)

Inside Fin: Not applicable for the LT Series, leave blank. (mixed trim not available)

Hand: Specify RH or LH for single dummy functions only (universal design does not require handing on functions with two levers)

Latch: Product latch, leave blank for standard latch or specify part number if non-standard

Strike: Product strike, leave blank for standard strike or specify part number if non-standard

Dr Thk: Door thickness, leave blank for standard thickness or specify if non-standard (2" maximum)

Ext: Not applicable for the LT series, leave blank.

Dim: Not applicable for the LT Series, leave blank.

Additional

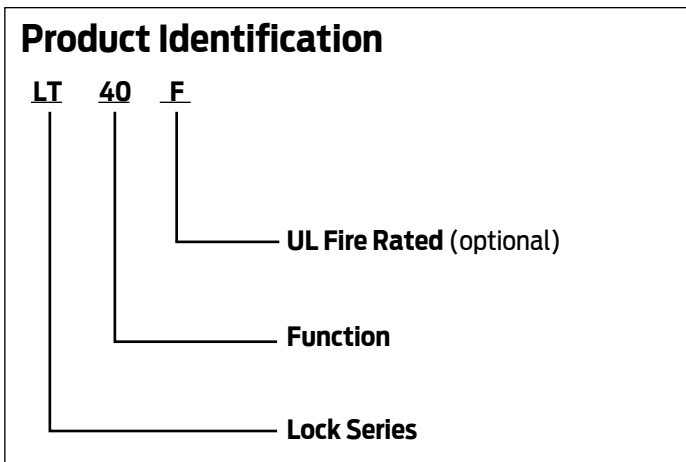
Details: Enter any special requirements

Common Pricing Information

1. Locks are furnished with standard features unless otherwise specified.
2. Door thickness is 1 3/4" unless otherwise specified.
3. Split finishes and designs are not available for the LT Series.
4. Engineering specials are denoted by a part number beginning with "X".
5. ⏳ denotes a lock or part that requires an extended lead time.
6. 🖐️ denotes a handed product and requires handing to be specified.

Table of Contents

Functions	LT-4
Complete Locks	LT-4
Options	LT-8
Parts	LT-9
Levers, Roses, and Latches & Strikes.....	LT-9
Miscellaneous Parts	LT-10
How To Order	Forms & Examples




Finish Codes and Descriptions

Code		Description
605	(US3)	Bright Brass
606	(US4)	Satin Brass
609	(US5)	Antique Brass
619	(US15)	Satin Nickel
625	(US26)	Bright Chromium Plated
626	(US26D)	Satin Chromium Plated
626AM		Antimicrobial Coating on Satin Chromium
629	(US32)	Bright Stainless Steel
630	(US32D)	Satin Stainless Steel
630AM		Antimicrobial Coating on Satin Stainless Steel
643e	(US11)	Aged Bronze

Standard Features

Locks are furnished with standard features unless otherwise specified.



Certification	ANSI/BHMA Certified ANSIA156.2-2011, Series 4000, Grade 2. Available UL Listed for 20 minute fire door.
Latch	1 1/8" x 2 1/4", Square corner faceplate, 7/8" housing diameter, 1/2" throw
Strike	1 1/8" x 2 3/4", Square corner, T-strike, Box
Backset	2 3/4" standard, 2 3/8" optional
Door Range	1 3/8" - 1 3/4"

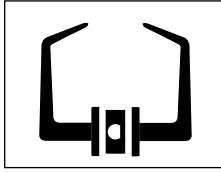
LT - Functions

ANSI/BHMA Certified A156.2-2011, Series 4000, Grade 2, Available UL listing

Non-Keyed Locks

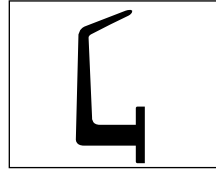
SCHLAGE ANSI

LT10



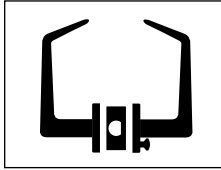
Passage Latch
Both levers always unlocked.

LT170



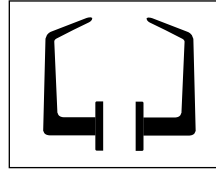
Single Dummy Trim
Dummy trim for one side of door.

LT40



Privacy Lock
Both levers unlocked unless outside lever locked by push-button on inside rose. Turning inside lever or inserting emergency key into outside rose unlocks outside lever. Restoring feature unlocks outside lever by closing the door.

LT172



Pair Dummy Trim
Dummy trim for both sides of door.

LT - Complete Locks*

Standard Lever Collection*B or C Rose Trim

LT-Series (B or C Rose Trim) - Standard Levers		Lever Designs	
Function	Description	Standard Lead time: 03, 06, 07, 12, 17, OME	
		⊗: 01, 02, 05, 18, LAT, LON, ACC†, AST†, STA†, MER†	
		† Not available 629, 630	
		Finishes	
		605 606 609 619 625 626 629 630 643e	
Keyless Functions			
LT10	Passage	\$236.00	
LT10F	Passage, Firerated	243.00	
LT40	Privacy	249.00	
LT40F	Privacy, Firerated	255.00	
LT170	Single Dummy	112.00	
LT172	Pair Dummy	226.00	

Cast or Forged Lever Designs with Wrought Roses

<p>01</p>	<p>02</p>	<p>03</p>	<p>05</p>
<p>06</p> <p>Not available with C Rose</p>	<p>07</p>	<p>12</p>	<p>17</p>
<p>18</p>	<p>LAT</p>	<p>LON</p>	<p>OME</p>
<p>Accent (ACC)</p>	<p>Asti (AST)</p>	<p>Merano (MER)</p>	

Wrought Rose Designs

<p>B</p> <p>2 9/16" (65mm) diameter</p>	<p>C</p> <p>2 5/8" (66mm) diameter</p>
--	---

Note: Above images shown with B Rose. Design of LT lock allows the inside and outside levers to be interchanged; as a result, it is not necessary to specify handing.

TUBULAR
LT-5
S-Series

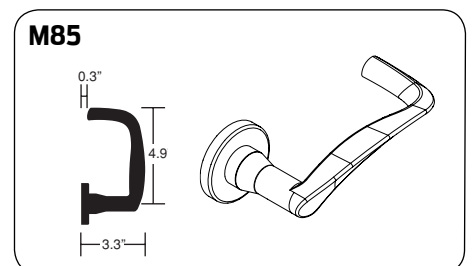
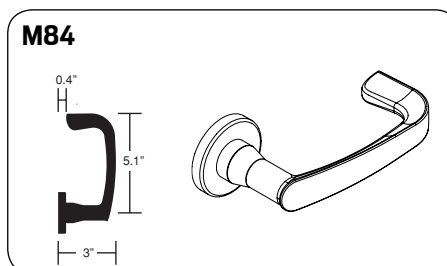
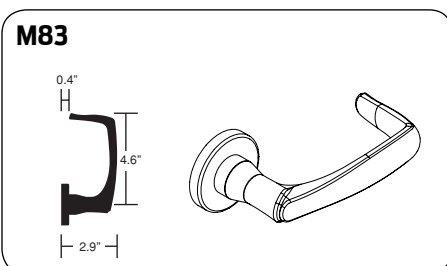
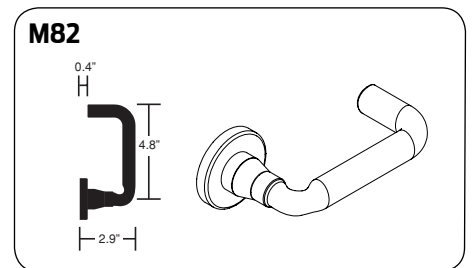
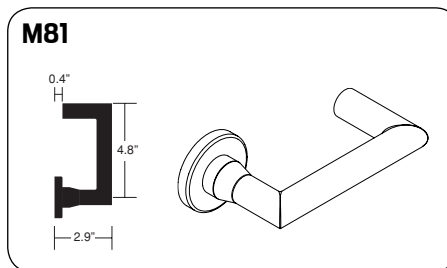
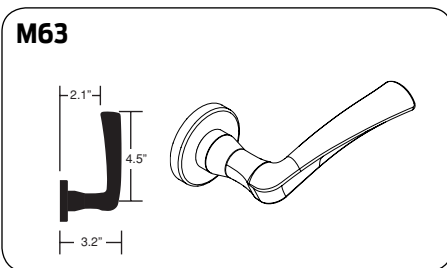
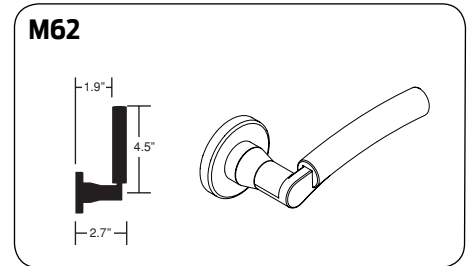
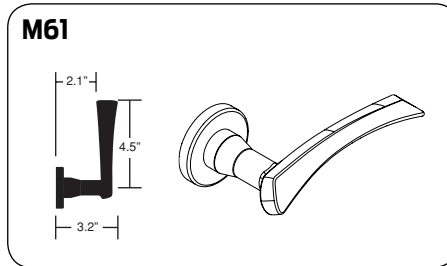
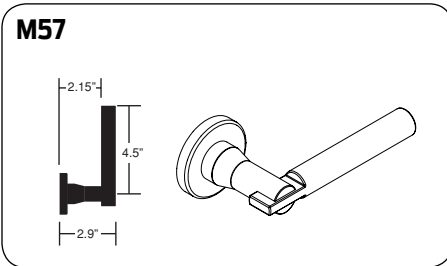
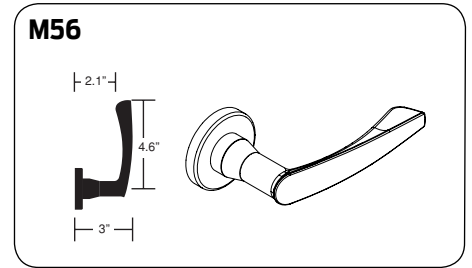
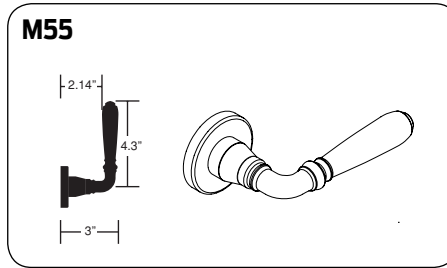
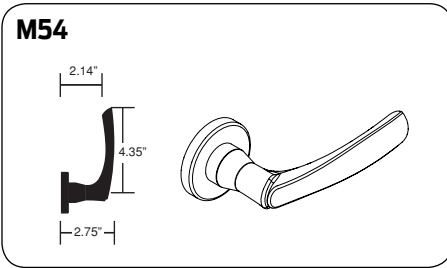
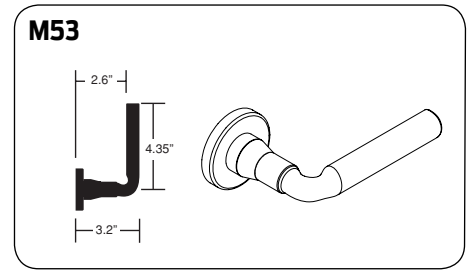
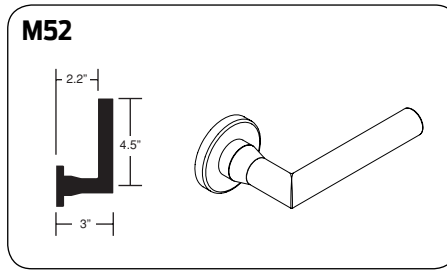
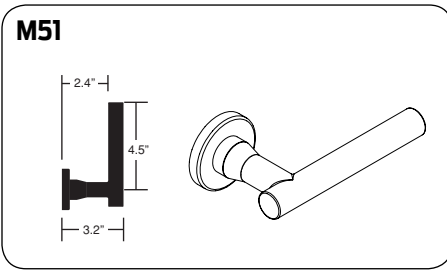
TUBULAR

LT-6

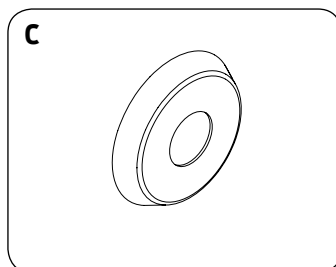
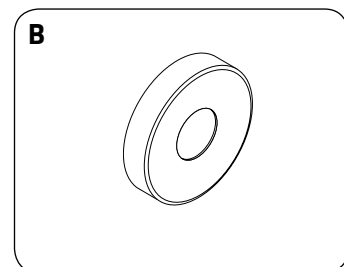
S-Series

LT-Series (B or C Rose Trim) - M Collection Levers		
Function	Description	Lever Designs
		Standard Lead time: M51, M52, M81 ∞: M53, M54, M55, M56, M57†, M61, M62†, M63, M82, M83, M84, M85 † Available 629 and 630 only
		Finishes
		605 606 609 619 625 626 629 630 643e
Keyless Functions		
LT10	Passage	\$236.00
LT10F	Passage, Firerated	243.00
LT40	Privacy	249.00
LT40F	Privacy, Firerated	255.00
LT170	Single Dummy	112.00
LT172	Pair Dummy	226.00

Cast or Forged Lever Designs with Wrought Roses



Wrought Rose Designs



Note: Above images shown with B Rose. Design of LT lock allows the inside and outside levers to be interchanged; as a result, it is not necessary to specify handing except with single dummy function.

TUBULAR

LT-8

S-Series

Latches		
Specify	Description	List Price Adjustment
Non-Firerated Latches		
THP-8301	Passage Latch, 2 3/4" backset. 11/8" x 2 1/4" square faceplate. Standard, typical for > 1 3/4" thick doors.	N/C
THP-8201	Passage Latch, 2 3/8" backset. 1" x 2 1/4" square faceplate. Typical for 1 3/8" thick doors.	
THP-8319	Privacy Latch, 2 3/4" backset. 11/8" x 2 1/4" square faceplate. Standard, typical for > 1 3/4" thick doors.	
THP-8219	Privacy Latch, 2 3/8" backset. 1" x 2 1/4" square faceplate. Typical for 1 3/8" thick doors.	
Firerated Latches		
THP-8301-F	Passage Latch, 2 3/4" backset. 11/8" x 2 1/4" square faceplate. Standard, typical for > 1 3/4" thick doors.	N/C
THP-8201-F	Passage Latch, 2 3/8" backset. 1" x 2 1/4" square faceplate. Typical for 1 3/8" thick doors.	
THP-8319-F	Privacy Latch, 2 3/4" backset. 11/8" x 2 1/4" square faceplate. Standard, typical for > 1 3/4" thick doors.	
THP-8219-F	Privacy Latch, 2 3/8" backset. 1" x 2 1/4" square faceplate. Typical for 1 3/8" thick doors.	

Strikes		
Specify	Description	List Price Adjustment
10-001	Square corner, T-strike, box, 11/8" x 2 3/4", 11/8" lip length (standard strike)	N/C
10-001 xx	Square corner, T-strike, box, 11/8" x 2 3/4", specify lip length (xx) as 1", 1 1/4", 1 1/2", 1 3/4", 2"	\$6.40
10-004	Round corner (1/4" radius), T-strike, box 1 1/8" x 2 3/4", 1 1/8" lip length	N/C
10-025 1316	ANSI, no box, 1 1/4" x 4 7/8", 1 3/16" lip length	13.60
10-025 xx	ANSI, no box, 1 1/4" x 4 7/8", specify lip length as 1 3/8" or 1 1/2"	
K510-066	Box for 10-025 ANSI strike	
10-026	Square corner, full lip, no box, 1 5/8" x 2 1/4", 1 1/8" lip length	
10-027	Round corner (1/4" radius), full lip, no box, 1 5/8" x 2 1/4", 1 1/8" lip length	N/C
C603-623	Box for 10-026 or 10-027 full lip strike	
Ordering instructions: specify desired strike on order only if requesting different from standard		

Non Standard Door Thickness		
Description	Specify	List Price Adjustment
Door thickness	Extension kit for doors > 1 3/4" up to 2" thick, extended equally	9.50
Ordering instructions: Include thickness dimension in order. EX: LT40 06B 626 2" (LT40 function, 06B trim, 626, 2" door thickness)		

Antimicrobial Coating		
Specify	Description	List Price Adjustment
626AM or 630AM	Adds silver-ion based antimicrobial coating to inside and outside lever, bushing, rose, and privacy pin (if applicable)	\$46.40
Ordering instructions: Specify finish as either 626AM or 630AM		

Levers										
Levers & Knobs										
Style	Lever & Knob Design	605	606	609	619	625	626	629	630	643e
Standard	01, 02, 03, 05, 06, 07, 12, 17, 18, OME	▪	▪	▪	▪	▪	▪	▪	▪	▪
	LAT, LON	▪	▪	▪	▪	▪	▪	▪	▪	▪
	ACC, AST, MER, STA	▪	▪	▪	▪	▪	▪	▪	▪	▪
Decorative	M51, M52, M53, M54, M55, M56, M61, M63, M81, M82, M83, M84, M85	▪	▪	▪	▪	▪	▪	▪	▪	▪
	M57, M62							▪	▪	
Extended Factory Lead Time specify handing										
Part Number	Description	Standard Levers				Decorative Levers				
09-402	Lever+bushing, inside mounting plate, screw pack, spanner wrench	\$165				\$180				
Ordering instructions: Specify part number, lever style, finish. Ex: 09-402 03 626										

Roses										
Roses										
Available Finishes		605	606	609	619	625	626	629	630	643e
		▪	▪	▪	▪	▪	▪	▪	▪	▪
Part Number	Description	Price Each								
09-403 xx	Passage Rose; specify (xx) as either B or C Rose design	\$92.70								
09-486	Privacy Rose, 'B' design									
09-459	Privacy Rose, 'C' design									
Ordering instructions: Specify part number + finish. Ex: 09-403 B 626										

Latches & Strikes										
Available Finishes		605	606	609	619	625	626	629	630	643e
		▪	▪	▪	▪	▪	▪	▪	▪	▪
Part Number	Description	Price Each								
Springlatches										
THP-8301-CH	Passage Latch Assembly, 2 3/4" backset, 1 1/8" x 2 1/4" square faceplate. Typical for > 1 3/4" doors. Includes screws.	\$59.20								
THP-8301-F-CH	Passage Latch Assembly, 2 3/4" backset, 1 1/8" x 2 1/4" square faceplate. Typical for > 1 3/4" doors. Includes screws. UL-20 minute fire-rated.	62.60								
THP-8201-CH	Passage Latch Assembly, 2 3/8" backset, 1" x 2 1/4" square faceplate. Typical for 1 3/8" doors. Includes screws.	59.20								
THP-8201-F-CH	Passage Latch Assembly, 2 3/8" backset, 1" x 2 1/4" square faceplate. Typical for 1 3/8" doors. Includes screws. UL 20 minute fire-rated.	64.90								
THP-8319-CH	Privacy Latch Assembly, 2 3/4" backset, 1 1/8" x 2 1/4" square faceplate. Typical for > 1 3/4" doors. Includes screws.	59.20								
THP-8319-F-CH	Privacy Latch Assembly, 2 3/4" backset, 1 1/8" x 2 1/4" square faceplate. Typical for > 1 3/4" doors. Includes screws. UL 20 minute fire-rated.	64.90								
THP-8219-CH	Privacy Latch Assembly, 2 3/8" backset, 1" x 2 1/4" square faceplate. Typical for 1 3/8" doors. Includes screws.	59.20								
THP-8219-F-CH	Privacy Latch Assembly, 2 3/8" backset, 1" x 2 1/4" square faceplate. Typical for 1 3/8" doors. Includes screws. UL 20 minute fire-rated.	64.90								
Strikes										
10-001	Square corner, T-strike, box, 1 1/8" x 2 3/4", 1 1/8" lip length (standard strike)	\$6.50								
10-001 xx	Square corner, T-strike, box, 1 1/8" x 2 3/4", specify lip length (xx) as 1", 1 1/4", 1 1/2", 1 3/4", 2"	13.50								
10-004	Round corner (1/4" radius), T-strike, box 1 1/8" x 2 3/4", 1 1/8" lip length	10.10								
10-025 1316	ANSI, no box, 1 1/4" x 4 7/8", 1 3/16" lip length	14.30								
10-025 xx	ANSI, no box, 1 1/4" x 4 7/8", specify lip length as 1 3/8" or 1 1/2"	41.50								
K510-066	Box for ANSI strike (finish not applicable)	6.60								
10-026	Square corner, full lip, no box, 1 5/8" x 2 1/4", 1 1/8" lip length	7.60								
10-027	Round corner (1/4" radius), full lip, no box, 1 5/8" x 2 1/4", 1 1/8" lip length									
C603-623	Box for 10-026 or 10-027 full lip strike (finish not applicable)	0.62								
Ordering Instructions: Specify part number and finish. if applicable.										

TUBULAR

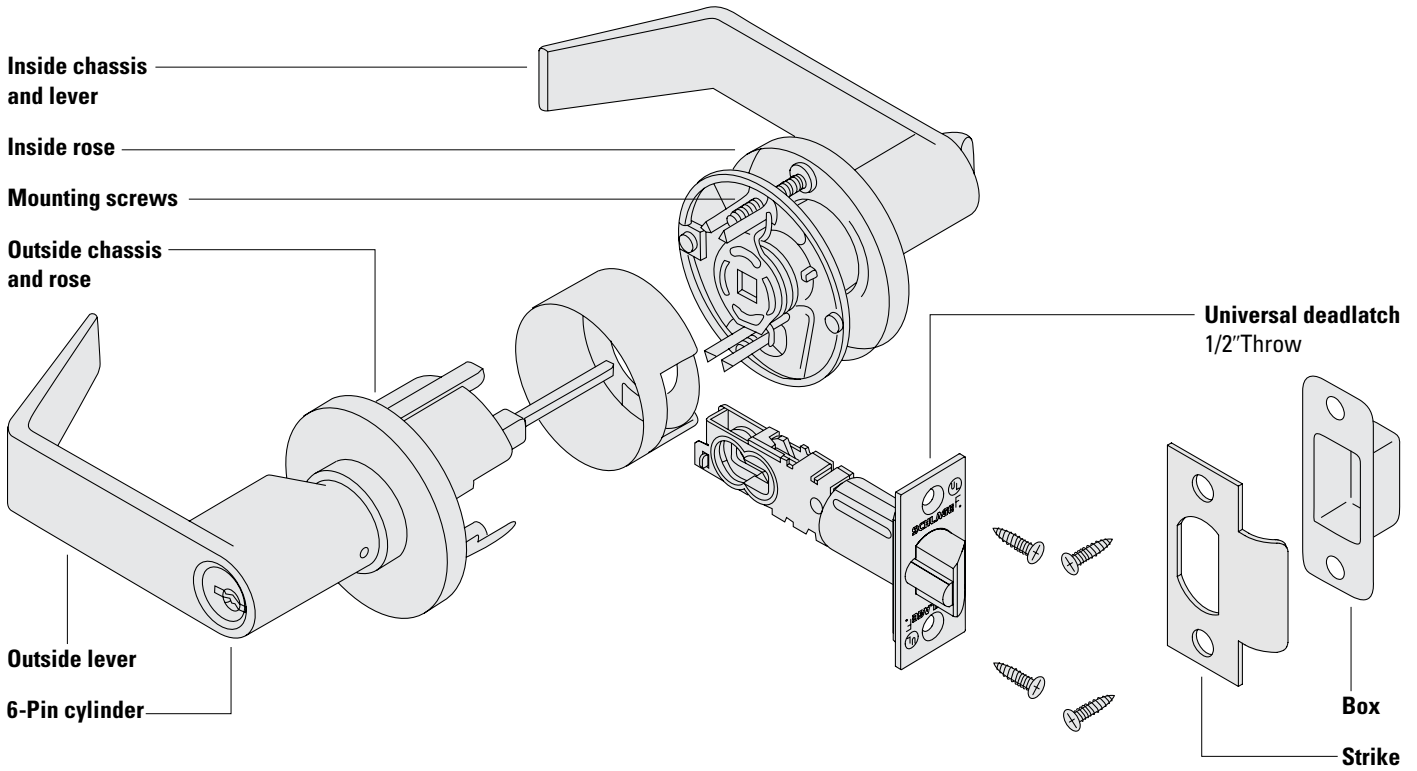
LT-10

S-Series

Miscellaneous Parts		Available Finishes								
		605	606	609	619	625	626	629	630	643e
Part Number	Description	Price Each								
THP-022	Privacy Pin	\$20.20								
THP-021	Privacy Pin Stand off (for > 1 3/4" to 2" thick doors) (finish not applicable)	5.90								
THP-S88806-IR	Spindle Assembly (finish not applicable)	18.90								
L583-685	Latch Alignment Collar (finish not applicable)	18.30								
L283-031	Inside Mounting Plate	35.60								
L283-340	Outside Mounting Plate Assembly, 1 3/8" - 1 3/4" thick doors (finish not applicable)	35.60								
L283-378	Outside Mounting Plate Assembly, > 1 3/4" - 2" thick doors (finish not applicable)	41.50								
L283-341	LT Springcage (finish not applicable)	21.30								
L583-682	Door Plate (finish not applicable)	14.30								
L583-684	Dummy Springcage for LT0170 & LT0172 functions (finish not applicable)	28.50								
L583-708	Wrench, pin (emergency pin for privacy function) (finish not applicable)	2.40								
B202-517	Strike and Latch Screws (4 screw total)	7.60								
L583-584	Mounting Plate screws (requires 2 per lock)	3.50								
F506-455	Screw, Combination wood/metal	0.64								
Ordering Instructions: Specify part number and finish, if applicable										

S Levers

GRADE 2 TUBULAR LEVERED LOCK



S Levers

Ordering Procedures

To order Schlage products, descriptive data should be in the same sequence as shown below.

Line Item	Qty	Product	Outside		Inside		Hand	Latch	Strike	Dr Thk	Ext	DIM	Additional Details
			DES	FIN	DES	FIN							
1	10	S51PD	FLA	626	FLA	613	RH	16-204	10-025			1316	KA

Line Item: Line item number

Qty: Quantity

Product: Product function + cylinder code

Outside Des: Outside lever design

Outside Fin: Outside finish

Inside Des: Inside lever design, specify only if different from the outside lever design

Inside Fin: Inside lever finish, specify only if different from the outside finish

Hand: Hand of door, specify only for Flair (FLA) lever design

Latch: Product latch, leave blank for standard latch or specify part number if non-standard latch is required. LLL = less latch

Strike: Product strike, leave blank for standard strike or specify part number if non-standard strike is required. LLL = less strike

Dr Thk: Door thickness, leave blank (S lock only has standard compatibility with 1 3/8" -2" doors except for S40D, 1 3/8" - 1 7/8")

Ext: Extension, leave blank for S lock

Dim: Dimension, enter only for non-standard strike lip length

Additional

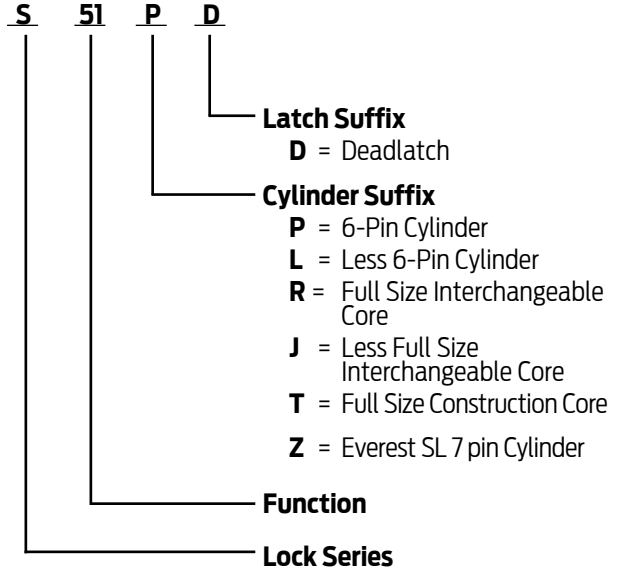
Details: Enter additional detail for keying information or special requirements

Common Pricing Information	
1.	Locks are furnished with standard features unless otherwise specified.
2.	Door thickness is 1 3/4" unless otherwise specified.
3.	Split finishes and designs will be priced at the highest list price of the design and/or finish.
4.	Engineering specials are denoted by a part number beginning with "X".
5.	⌚ denotes a lock or part that requires an extended lead time.
6.	👤 denotes a handed product and requires handing to be specified.
7.	For all restricted keyways (Everest D, Everest 29 T, Quad, Numbered, Reversed) add \$16.00. This does not apply to Primus cylinders. See Terms and Conditions for ordering information and requirements.
8.	Locks, keys and cylinders containing restricted keyways require additional documentation to order. Please see Terms and Conditions for the specific requirements.
9.	Keyway must be specified for keyed functions and cylinders. If not specified, default keyway will be S123 for KA, KD and 0-bitted product and S145 for Factory managed masterkey systems.
10.	Multiple keying options are available. Locks and cylinders are furnished KD unless otherwise specified or excepted by notation.
11.	Control Keys for permanent and construction cores are not included with the lock or cylinder and must be ordered separately.
12.	Locks specified with "C" keyway and KD or 0-bitted will receive 6 pin cylinders.
13.	Full Size Interchangeable Cores (FSIC) are furnished 1-bitted unless otherwise specified. If 0-bitted is selected, the order will be entered as 1-bitted. This does not apply to FSIC Primus® cores.
14.	Conventional cylinders, Primus cylinders (conventional and FSIC) can be supplied 0-bitted. If 1-bitted is selected, the order will be entered as 0-bitted.
15.	Available plug face finishes are 606 and 626. For brass or bronze finish colors, the plug face finish is 606. For chrome, nickel or stainless steel finish colors, the plug face finish is 626.
16.	Locks and cylinders will be furnished with 2 keys each as standard. Additional keys will be charge at the additional cut keys charge appropriate for the cylinder/key type

Table of Contents

Functions	S-4
Complete Locks	S-5
Options	S-7
DeadLatches	S-7
Strikes	S-7
Locks Less Components	S-7
Tactile Warning and Tamper Resistant Torx® Screws	S-7
Parts	S-8
Levers, Roses, and Chassis Parts	S-8
Latches & Strikes	S-8
Adapters	S-9
Screws	S-9
Standard Screw Packs	S-9
Torx Screw Packs	S-9
Special Parts	S-9
Cylinders	S-10
Complete Cylinders	See Cylinders Section
How To Order	Forms & Examples

Product Identification



Finish Codes and Descriptions

Code		Description
605	(US 3)	Bright Brass
606	(US 4)	Satin Brass
609	(US 5)	Antique Brass
613	(US 10B)	Oil Rubbed Bronze
619	(US 15)	Satin Nickel
625	(US 26)	Bright Chromium Plated
626	(US 26D)	Satin Chromium Plated

Standard Features

Certification	ANSI/BHMA Certified A156.2-2011, Series 4000, Grade 2, UL Listed for 3-hour fire door.
Latch	1" x 2 1/4", Square corner faceplate, 7/8" housing diameter, 1/2" throw
Strike	1 1/8" x 2 3/4", Square corner, T-strike, box
Backset	Dual backset latch, fits either 2 3/8" or 2 3/4" backsets
Cylinder	6-Pin solid brass, keyed 6-pin, S123 keyway, keyed different (KD)
Door Range	1 3/8" – 2" (except S40D: 1 3/8" – 1 7/8")
Keys	Two nickel silver cut keys per lock, 6-pin, S123 section



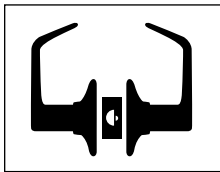
S · Functions

ANSI/BHMA Certified A156.2-2011, Series 4000, Grade 2, UL Listed for 3-hour fire door.

Non-Keyed Locks

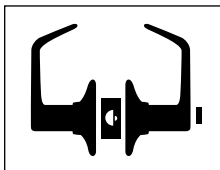
SCHLAGE ANSI

S10D F75



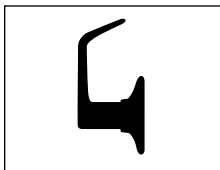
Passage Latch
Both levers always unlocked.

S40D F76



Bath/Bedroom Privacy Lock
Push-button locking. Can be unlocked from outside with small circular tool. Turning inside lever releases button. Closing the door does not release button (restoring).

S170

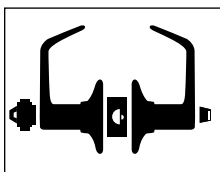


Single Dummy Trim
Dummy trim for one side of door. Used for door pull or as matching inactive trim.

Keyed Locks

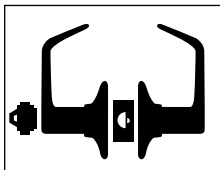
SCHLAGE ANSI

S51PD F81



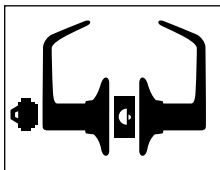
Entrance Lock
Outside lever locked and unlocked by key or by thumbturn inside. Inside lever always unlocked for immediate egress. Turning inside lever does not unlock outside lever.

S70PD F84



Classroom Lock
Outside lever locked and unlocked by key. Inside lever always unlocked for immediate egress.

S80PD F86

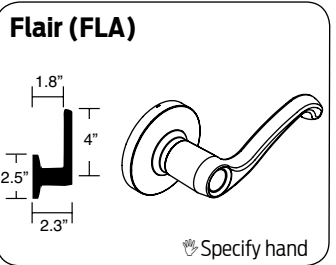
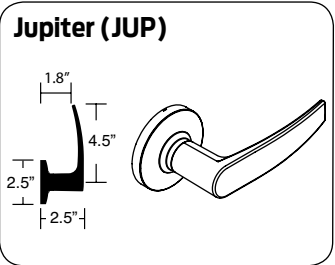
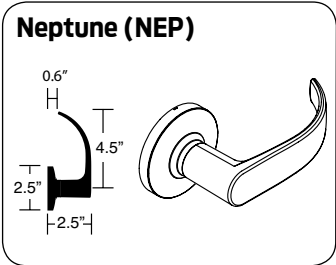
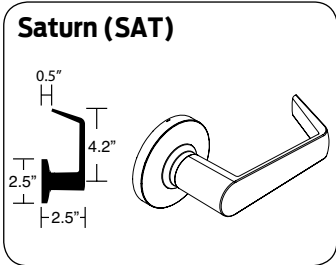


Storeroom Lock
Outside lever fixed. Entrance by key only. Inside lever always unlocked for immediate egress.

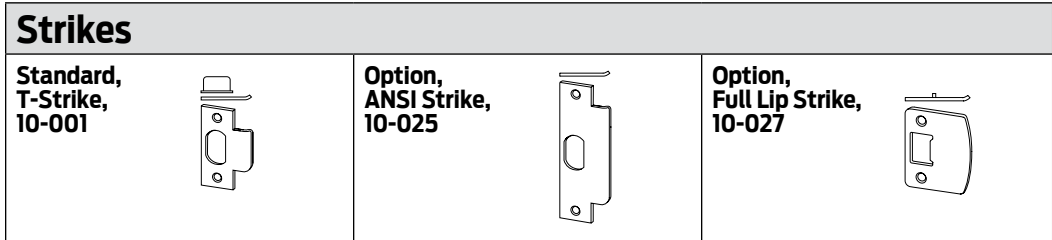
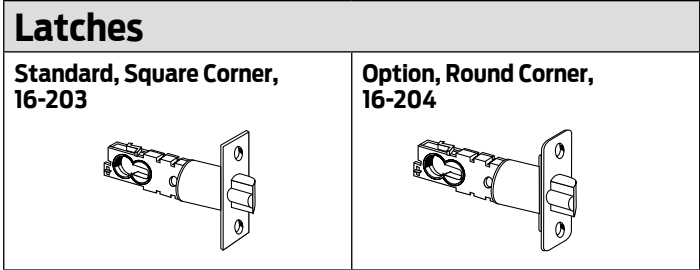
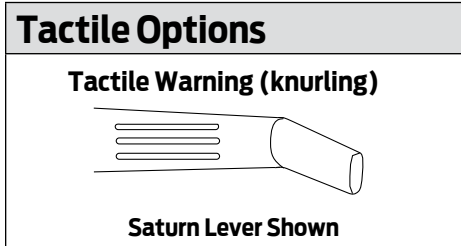
TUBULAR

LT-Series

S-4



Commercial Lever Suite				
S Lock (tubular)	L Lock (mortise)	ND Lock (cylindrical)	AL Lock (cylindrical)	Von Duprin (Exit Devices)
Saturn	06	Rhodes	Saturn	06
Neptune	17	Sparta	Neptune	17
Jupiter	07	Athens	Jupiter	07
Flair	Asti			Asti





S - Complete Locks

TUBULAR

LT-Series

S-6

Function	Description	Designs and Finishes			PRIMARY CYLINDER ADJUSTMENTS			
		SAT NEP JUP FLA 			LD = Less standard 6-pin cylinder			
		626	605 606 619 625 609	613	JD = Less Full Size Core			
					RD = FSIC (Full Size Interchangeable Core)			
					TD* = Full Size Construction Core			
Keyless					SAT NEP JUP FLA 	SAT NEP JUP		
S10D	Passage	\$182	\$194	\$212				
S40D	Privacy	225	237	255				
S170	Single Dummy	85	91	101				
Keyed, Single Cylinder					LD	JD	RD	TD*
S51PD	Entrance	\$285	\$297	\$315	-58	-32	35	
S70PD	Classroom							
S80PD	Storeroom							
Notes	For all restricted keyways (Everest D, Everest 29 T, Quad, Numbered, Reversed) add \$16.00. This does not apply to Primus cylinders. See Terms and Conditions for ordering information and requirements.							
	SL Cylinder with Everest B or Everest R keyways add \$16.00.							
*	Full size construction core locks are assessed a one-time non-refundable handling charge (50-231) per core							
Ordering instructions: To change cylinder type from default 6-pin standard, change lock suffix as appropriate. Ex: S51JD for S51 function less full size core.								

Primus / Primus XP - available through specific channels based on security levels. See Terms & Conditions for details.		
Specify	Description	Price Each
Primus Cylinders		
LD Suffix	Order lock less cylinder; order Primus cylinder 20-752 separately	-\$58 (deduct from lock price)
20-752	Primus Cylinder	129
Full-Size Interchangeable Primus Core		
JD Suffix	Order lock less full size core; order Primus core 20-740 separately	-\$32 (deduct from lock price)
20-740	Full-size interchangeable Primus core	139
Ordering instructions: Add suffix to lock function, order Primus cylinder separately.		

DeadLatches		
Specify	Description	List Price Adjustment
16-203	Adjustable 2 3/8" or 2 3/4" backset, 1" x 2 1/4" square corner (standard latch) (includes A501-878 latch adapter for 1 1/8" prep & G506-815 sleeve for 1" housing)	N/C
16-204	Adjustable 2 3/8" or 2 3/4" backset, 1" x 2 1/4" round corner (1/4" radius)	
16-132	5" backset, 1" x 2 1/4" square corner (includes A501-897 latch adapter for 1 1/8" prep & G506-815 sleeve for 1" housing)	\$8.70
Ordering instructions: specify desired latch on order only if requesting different from standard.		

Strikes		
Specify	Description	List Price Adjustment
10-001	Square corner, T-strike, box, 1 1/8" x 2 3/4", 1 1/8" lip length (standard strike)	N/C
10-001 xx	Square corner, T-strike, box, 1 1/8" x 2 3/4", specify lip length (xx) as 1", 1 1/4", 1 1/2", 1 3/4", 2"	\$6.50
10-004	Round corner (1/4" radius), T-strike, box 1 1/8" x 2 3/4", 1 1/8" lip length	N/C
10-025 1316	ANSI, no box, 1 1/4" x 4 7/8", 1 3/16" lip length	
10-025 xx	ANSI, no box, 1 1/4" x 4 7/8", specify lip length as 1 3/8" or 1 1/2"	13.10
K510-066	Box for ANSI strike	N/C
10-026	Square corner, full lip, no box, 1 5/8" x 2 1/4", 1 1/8" lip length	
10-027	Round corner (1/4" radius), full lip, no box, 1 5/8" x 2 1/4", 1 1/8" lip length	
Ordering instructions: specify desired strike on order only if requesting different from standard.		

Locks Less Components		
Description	Specify	List Price Adjustment
Less standard cylinder	LD cylinder suffix Example: S5ILD Sat 626	-\$58.00
Less deadlatch	LLL for latch Example: S5IPD Sat 626 LLL 10-001	-18.70
Less strike	LLL for strike Example: S5IPD Sat 626 16-203 LLL	-4.10
Ordering instructions: specify on order only if requesting different from standard.		

Tactile Warning and Tamper Resistant Torx® Screws		
Specify	Description	List Price Adjustment
'8' lever prefix	Tactile warning applied to outside lever; specify lever design as 8SA for tactile on Saturn lever, 8JU for tactile on Jupiter, etc.	\$41.10
Torx screws	Tamper-resistant Torx screws; specify under "additional details"	16.80

TUBULAR

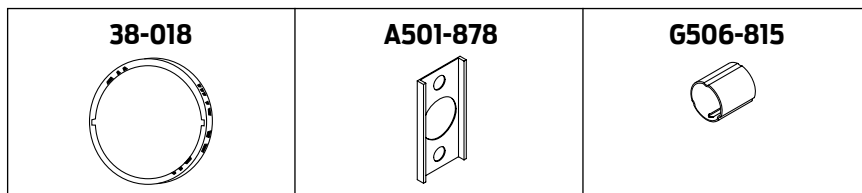
LT-Series

S-8

Levers, Roses, and Chassis Parts		605	606	609	613	625	626
Available Finishes		▪	▪	⌚	▪	▪	▪
Part Number	Description	Price Each					
Inside Chassis & Lever Assembly, Inside Rose							
68-011 xxx	Inside chassis & lever assembly for S10, S70, S80 function. Specify (xxx) as SAT NEP JUP FLA lever design	\$103.00					
68-012 xxx	Inside chassis & lever assembly for the S40 function. Specify (xxx) as SAT NEP JUP FLA lever design	113.00					
68-013 xxx	Inside chassis & lever assembly for the S51 function. Specify (xxx) as SAT NEP JUP FLA lever design						
08-021	Rose for inside chassis & lever assembly	25.10					
Outside Chassis, Rose and Lever (NON-KEYED)							
68-001 xxx	Outside chassis, rose & lever assembly for the S10 function. Specify (xxx) as SAT NEP JUP FLA lever design	\$101.00					
68-002 xxx	Outside chassis, rose & lever assembly for the S40 function. Specify (xxx) as SAT NEP JUP FLA lever design	101.00					
Outside Chassis & Rose (KEYED)							
68-003	Outside chassis and rose assembly for S51 and S70 function. Requires outside lever (see section below)	\$78.30					
68-004	Outside chassis and rose assembly for S80 function. Requires outside lever (see section below)						
Outside Keyed Lever, Standard Cylinder							
08-020 xxx	Outside lever for use with standard cylinder. specify (xxx) as SAT NEP JUP FLA	\$71.40					
Outside Keyed Lever, Interchangeable Core, and Related Parts							
08-027 xxx	Full size core lever, specify (xxx) as SAT NEP JUP only	\$71.70					
08-030 xxx	Full size core lever, driver, retainer (converts PD to JD). Specify (xxx) as SAT NEP JUP only	86.60					
S605-241	Full size core retainer	4.00					
S605-242	Full size core driver	8.70					
Ordering Instructions: Specify part number and finish.							

Latches & Strikes		605	606	609	613	625	626
Available Finishes		▪	▪	⌚	▪	▪	▪
Part Number	Description	Price Each					
Deadlatches							
16-203	Adjustable 2 3/8" or 2 3/4" backset, 1" x 2 1/4" square corner (standard latch) (includes A501-878 latch adapter for 1 1/8" prep & G506-815 sleeve for 1" housing)	\$34.10					
16-204	Adjustable 2 3/8" or 2 3/4" backset, 1" x 2 1/4" round corner (1/4" radius)						
16-132	5" backset, 1" x 2 1/4" square corner (includes A501-897 latch adapter for 1 1/8" prep & G506-815 sleeve for 1" housing)	44.20					
39-030	Rabbeted latch and strike kit, 605 and 626 finish only (adapts square corner & 2 3/4" high square corner strikes to 1/2" rabbeted door and frame preps)	53.00					
Strikes							
10-001	Square corner, T-strike, box, 1 1/8" x 2 3/4", 1 1/8" lip length (standard strike)	\$6.50					
10-001 xx	Square corner, T-strike, box, 1 1/8" x 2 3/4", specify lip length (xx) as 1", 1 1/4", 1 1/2", 1 3/4", 2"	13.50					
10-004	Round corner (1/4" radius), T-strike, box 1 1/8" x 2 3/4", 1 1/8" lip length	10.50					
10-025 1316	ANSI, no box, 1 1/4" x 4 7/8", 1 3/16" lip length	14.30					
10-025 138	ANSI, no box, 1 1/4" x 4 7/8", 1 3/8" lip length	39.90					
K510-066	Box for ANSI strike	6.60					
10-026	Square corner, full lip, no box, 1 5/8" x 2 1/4", 1 1/8" lip length	7.60					
10-027	Round corner (1/4" radius), full lip, no box, 1 5/8" x 2 1/4", 1 1/8" lip length						
Ordering Instructions: Specify part number and finish.							





Adapters		Available Finishes	605	606	609	613	625	626
Part Number	Description		▪	▪	▪ ⌚	▪	▪	▪
		Available Finishes	605	606	609	613	625	626
			▪	▪	▪ ⌚	▪	▪	▪
Part Number	Description	Price Each						
38-018	Thin door extension ring (2 required per lock)	\$12.00						
A501-878	Latch front adapter (use with 1" faceplate in 1 1/8" door prep). Order in multiples of 100. Finish not applicable.	0.70						
G506-815	1" long latch housing sleeve to adapt 7/8" diameter housing to 1" bore. Finish not applicable.	6.40						
Ordering Instructions: Specify part number and finish if applicable.								

Screws		Available Finishes	605	606	609	613	625	626
Part Number	Description		▪	▪	▪ ⌚	▪	▪	▪
		Available Finishes	605	606	609	613	625	626
			▪	▪	▪ ⌚	▪	▪	▪
Part Number	Description	Price Each						
Individual Screws								
C603-256	ANSI Strike screws, PFH combo, 12-24 x 1"	\$0.96 (order multiples of 100)						
C603-897	Latch or standard strike screws, PFH combo, 8-32 x 3/4"	0.82 (order multiples of 100)						
F506-278	Mounting screws, RPH Machine, 8-32 x 1 1/2" (finish not applicable)	1.10 (order multiples of 100)						
F506-237	Mounting screws, wood, #8 x 3/4" (finish not applicable)	0.78 (order multiples of 100)						
PFH = Phillips Flat Head RPH = Round Phillips Head								
Screw Packs								
Part Number	Description	Price Each						
S306-180	Mounting Screws, S170 (finish not applicable) Contains: (2) S506-960	4.60						
S306-182	Mounting Screws, latch & strike Contains: (2) F506-278 (4) C603-897 (1) M504-271	10.70						
S306-183	Mounting screws, latch & ANSI Strike Contains: (2) F506-278 (4) C603-256 (2) C603-897 (1) M504-271	10.70						
Torx Screw Packs								
C203-311	Latch and standard strike Contains: (4) C503-766 (T-15)	19.40						
C203-312	Latch and ANSI strike Contains: (2) C503-766 (T-15) (2) L583-371 (T-20)							
Notes: Torx screw packs are furnished with the appropriate T-xx installation tool(s)								
Ordering Instructions: Specify part number and finish if applicable.								

Special Parts ⌚ Extended Lead Time		Available Finishes	605	606	609	613	625	626
Part Number	Description		▪	▪	▪ ⌚	▪	▪	▪
		Available Finishes	605	606	609	613	625	626
			▪	▪	▪ ⌚	▪	▪	▪
Part Number	Description	Price Each						
XQ07-351	10-025 strike, 7/8" flat lip	\$39.00						
XQ07-351 xxx	10-025 strike, lips through 6" (except 7/8", 1 1/16", 1 3/8" and 1 1/2"). Specify (xxx) lip length in part number	188.00						
Ordering Instructions: Specify part number and finish.								

S · Parts

TUBULAR

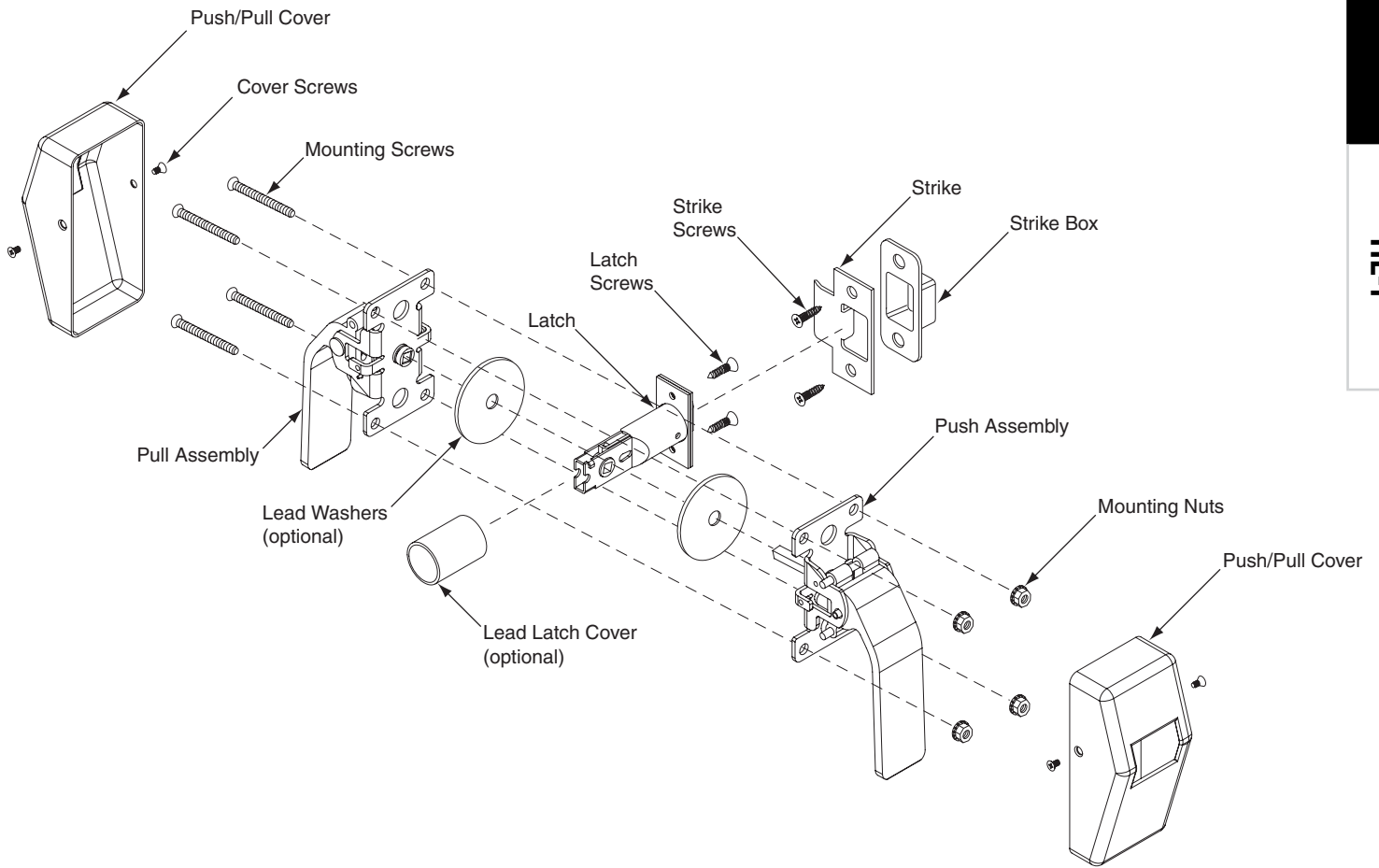
LT-Series

S-10

Cylinder Reference				
Cylinder Mechanism	Design	Complete Cylinder	Price Each	
			Open	Restricted
Conventional	Keyed Levers	21-059	\$58.00	\$74.00
Everest SL (R/B Keyways only)		91-007		74.00
Primus®		20-752	129.00	
Primus XP		20-752-XP	129.00	
Everest SL Primus XP (R/B Keyways only)		91-722-XP		129.00
Primus UL437		20-552	159.00	
Primus UL437-XP		20-552-XP	159.00	

HL6/PL7/PL8 Series

HOSPITAL LATCH, TUBULAR AND MORTISE



(Tubular model shown)

Hospital Latch

Ordering Procedures

To order Schlage Hospital Latch product, descriptive data should be in the same sequence as shown below

	Line Item	Qty	Function-Backset	Finish	Option	Engraving	Strike
Tubular (bored)	1	10	HL6-5	626	B	E6	A
Mortise	1	10	HL6-9070	626	B	E6	BT

Line Item Line item number

Qty Quantity

Function - Backset Tubular Model: HL6 (passage), PL7 (privacy, thumbturn on push side), PL8 (privacy, thumbturn on pull side)
 Tubular Backset: -2 (2 3/4" backset), -3 (3 3/4" backset), -5 (5" backset), -7 (7"backset)
 Mortise Model: Choose from list page HL-4
 Mortise Backset: leave blank (backset always 2 3/4")

Finish 605 (US3, Bright Brass); 606 (US4, Satin Brass), 612 (US10, Satin Bronze), 613 (US10B, Oil Rubbed Bronze)
 625 (US26, Bright Chrome), 626 (US26D, Satin Chrome), 626AM (Satin Chrome anti-microbial),
 629 (US32, Bright Stainless Steel), 630 (US32D, Satin Stainless Steel)

Option B (brass lever material for 626 finish); EN (pull-side paddle only); EO (push-side paddle only); L (lead lined); SOC (pin-in-socket security screws)

Engraving style If applicable - E1, E2, E3, E4, E5, E6, see page HL-8 for details

Strike Tubular: leave blank for standard strike, A for ASA strike, AS for both standard and ASA strike
 Mortise: leave blank for standard strike, specify BT for bent-tab strike

SPECIALTY

HL-2

Table of Contents

Functions	HL-4
Hospital latch	HL-6
HL6/PL7/PL8 Tubular (bored) Hospital Latch.....	HL-6
HL6 Mortise Hospital Latch.....	HL-7
Push/Pull Latches Engraving Guide.....	HL-8
Parts	HL-9

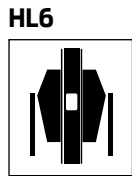
Standard Features

Certifications	Tubular (bored): UL Listed for 3-hour fire door, 4.0' x 8.0' Mortise: UL listed for 3-hour fire door, 4.0' x 10.0'
Latchbolt	Tubular (bored): 1/2" throw stainless steel Mortise: 3/4" throw stainless steel
Backset	Tubular (bored): specify as 2-3/4", 3-3/4", 5", 7" Mortise: 2 3/4" only
Door Range	1-3/4" only

Finish Codes and Descriptions

Code		Description
605	(US 3)	Bright Brass
606	(US 4)	Satin Brass
612	(US 10)	Satin Brass
613	(US 10B)	Oil Rubbed Bronze
625	(US 26)	Bright Chromium Plated
626	(US 26D)	Satin Chromium Plated
626AM		Antimicrobial Coating on Satin Chromium
629	(US 32)	Bright Stainless Steel
630	(US 32D)	Satin Stainless Steel
630AM		Antimicrobial Coating on Satin Stainless Steel

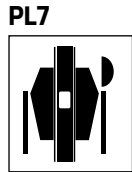
Tubular (Bored) - Lock Functions



HL6 Passage
Latchbolt retracted by paddle from either side
Inside paddle always free for immediate egress



PL8 Privacy, pull-side thumbturn
Latchbolt retracted by paddle from either side unless outside locked by inside thumbturn or outside cointurn. Actuating inside padde, rotating inside thumbturn or outside cointurn unlocks door. Inside paddle always free for immediate egress.



PL7 Privacy, push-side thumbturn
Latchbolt retracted by paddle from either side unless outside locked by inside thumbturn or outside cointurn. Actuating inside padde, rotating inside thumbturn or outside cointurn unlocks door. Inside paddle always free for immediate egress.

Mortise - Lock Functions



HL6-9010 F01 Passage Latch
Latchbolt retracted by paddle from either side at all times. Inside paddle is always free for immediate egress.



HL6-9070 F05 Classroom Lock
Latchbolt retracted by paddle from either side unless outside is locked by key. Unlocked from outside by key. Inside paddle always free for immediate exit. Auxiliary latch deadlocks latchbolt when door is locked. Inside paddle is always free for immediate egress.



HL6-9040 F22 Bath/Bedroom Privacy Lock
Latchbolt retracted by paddle from either side unless outside is locked by inside thumbturn. Actuating inside paddle or closing door unlocks outside paddle. To unlock from outside, remove emergency button, insert emergency thumbturn (furnished) in access hole and rotate. Inside paddle is always free for immediate egress.



HL6-9080 F07 Storeroom Lock
Latchbolt retracted by key outside or by paddle inside. Outside paddle always inoperative. Auxiliary latch deadlocks latchbolt when door is locked. Inside paddle is always free for immediate egress.




HL6-9050 F04 Entrance/Office Lock
Latchbolt retracted by paddle from either side unless outside is made inoperative by key outside or by turning inside thumbturn. When outside is locked, latchbolt is retracted by key outside or by paddle inside. Outside paddle remains locked until thumbturn is returned to vertical or unlocked by key. Auxiliary latch deadlocks latchbolt when door is locked. Inside paddle is always free for immediate egress.



HL6-9082 F30 Institution Lock*
Latchbolt retracted by key from either side. Paddle on both sides always inoperative. Auxiliary latch deadlocks latchbolt when door is locked.

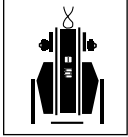


HL6-9060 F09 Apartment Entrance Lock
Latchbolt retracted by paddle from either side unless outside is locked by key from inside. When locked, latchbolt retracted by key outside or paddle inside. Auxiliary latch deadlocks latchbolt when door is locked. Inside paddle is always free for immediate egress.



HL6-9092EL HL6-9092EU Electrically locking/unlocking outside lever, Outside cylinder (replaces HL6-9080EL/EU)
Outside paddle continuously locked (EL) or unlocked (EU) by 12 or 24V DC. Latchbolt retracted by key outside or paddle inside. Aux latch deadlocks latchbolt when door is locked. Inside lever always free for immediate egress.

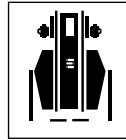
**HL6-9095EL
HL6-9095EU**



Electrically locking/unlocking both levers, Inside and outside cylinder (replaces HL6-9082EL/EU)

Inside and outside paddle continuously locked (EL) or unlocked (EU) by 12 or 24V DC. Latchbolt retracted by key inside or outside. Aux latch deadlocks latchbolt when door is locked.

HL6-9466 F14 Store/Utility Room Lock*



Latchbolt retracted by paddle from either side. Deadbolt thrown or retracted by key from either side.

HL6-9453 F20 Entrance/Office Lock with Deadbolt



Latchbolt retracted by paddle from either side unless outside is locked by 20° rotation of thumbturn. Deadbolt thrown or retracted by 90° rotation of thumbturn. When locked, key outside or paddle inside retracts deadbolt and latchbolt simultaneously. Outside paddle remains locked until thumbturn is restored to vertical position. Throwing deadbolt automatically locks outside paddle. Auxiliary latch deadlocks latchbolt when door is locked. Inside paddle is always free for immediate egress.

HL6-9473 F21 Dormitory/Bedroom Lock



Latchbolt retracted by paddle from either side. Deadbolt thrown or retracted by key outside or thumbturn inside.

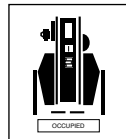
HL6-9465



Closet/Storeroom Lock

Latchbolt retracted by paddle from either side. Deadbolt thrown or retracted by key outside.

HL6-9486



L/LV9485 with 09-611 indicator

Adds 09-611 "Do Not Disturb" indicator to L/LV9485. Specify L583-375 for "Occupied". NOTE: This is the "old style" indicator, not the 180 degree indicator.

**In a double door application where the dummy will be used as the strike, order 10-091 Armored Front Strike separately.*

HL6/PL7/PL8 · Tubular (bored) hospital latch

HL6 Push/Pull Latch and PL7 and PL8 Privacy Function Push/Pull Latch

Note: see page HL-3 for ANSI finish conversion to US nomenclature (e.g., 626= US26D/Satin Chrome) 626 finish defaults to zinc paddles unless specified with 'B' (Brass) option. All other finishes use brass or stainless steel paddles.



Item*	Description	626	630	625	629	606 612	605 613
HL6-2	Push/Pull Latch - 2-3/4" Backset	\$337**	\$387	\$414	\$410	\$397	\$423
HL6-3	Push/Pull Latch - 3-3/4" Backset	337	387	414	410	397	423
HL6-5	Push/Pull Latch - 5" Backset	337**	387	414	410	397	423
HL6-7	Push/Pull Latch - 7" Backset	387	437	464	460	447	473
PL7-2	Push Side Thumbturn - 2-3/4" Backset	439	500	522	532	514	534
PL7-3	Push Side Thumbturn - 3-3/4" Backset	439	500	522	532	514	534
PL7-5	Push Side Thumbturn - 5" Backset	439	500	522	532	514	534
PL8-2	Pull Side Thumbturn - 2-3/4" Backset	439	500	522	532	514	534
PL8-3	Pull Side Thumbturn - 3-3/4" Backset	439	500	522	532	514	534
PL8-5	Pull Side Thumbturn - 5" Backset	439	500	522	532	514	534
PL7-7	Push Side Thumbturn - 7" Backset	489	550	572	582	564	584
PL8-7	Pull Side Thumbturn - 7" Backset	489	550	572	582	564	584

**Note: HL6-2 US26D, HL6-2-A US26D, HL6-5 US26D, and HL6-5-A US26D available in Fast Track and ProXpress

Options and Engraving


Item	Description	List Adjustment
A	ASA Strike, ANSI 115.1 (1-1/4" x 4-7/8"), when ordered with latch	N/C
AS	Both Standard & ASA Strikes	29.40
B	Brass base material on US26D	54.60
E1-E6	Engraved Push and Pull. (See page HL-8 for ordering guide)	54.60
EN	Pull Only Latch	-66.20
EO	Push Only Latch	-66.20
L	Lead Lining	101.00
SOC	Pin-in-Socket Security Screws	29.40

Anti-Microbial Coating

Available on 626 (US26D/Satin Chrome) and 630 (US32D/Satin Stainless Steel) finishes only; specify finish as 626AM or 630AM	\$29.40
---	---------

Push/Pull Mortise Lock Combination

- Schlage L Series mortise lock Included.
- Cylinders must be ordered separate†
- See page HL-3 for ANSI finish conversion to US nomenclature (e.g., 626= US26D/Satin Chrome)
- 626 finish defaults to zinc paddles unless specified with 'B' (Brass) option. All other finishes use brass or stainless steel paddles
- On functions with cylinders, handles must be mounted in down position on key side or horizontally on both sides.
- On functions with thumbturns, handles must be mounted in the horizontal position
- All units 2-3/4" backset
- ASA strike furnished with all units. Bent-tab strike optional



Model*	Description	626	605, 606, 612, 613, 625, 630
HL6-9010	Passage Function	\$931	\$971
HL6-9040*	Privacy Function	973	1,013
HL6-9050*	Office/Inner Entry Function	973	1,013
HL6-9060	Apartment Entrance Function	931	971
HL6-9070	Classroom Function	931	971
HL6-9080	Storeroom Function	931	971
HL6-9082	Institution Function	931	971
HL6-9092EL/EU	Storeroom Function w/ Electric Locking or Unlocking	1,590	1,630
HL6-9095EL/EU	Institution Function w/ Electric Locking or Unlocking	1,590	1,630
HL6-9453*	Entrance Function	973	1,013
HL6-9456*	Dormitory Exit Function	973	1,013
HL6-9465	Closet/Storeroom Function	973	1,013
HL6-9466	Store/Utility Function	973	1,013
HL6-9473*	Dorm Bedroom Function	973	1,013
HL6-9485*	Hotel Lock Function	973	1,013
HL6-9486*	Hotel Lock Function	973	1,013
HL6-9000RK	Mortise paddles only / less mortise lock	400	440

*Thumbturn functions

Options

Item	Description	List Adjustment
B	Brass base material on US26D	\$54.60
BT	Bent Tab for Mortise Lock Strike	63.00
E1-E6	Engraved Push and Pull. (See page 18 for ordering guide)	54.60
EN	Pull Side Only Latch	-153.00
EO	Push Side Only Latch	-153.00
L	Lead Lining	280.00
RX	Request to Exit (RX) option for HL6-9092 or HL6-9095	171.00
SOC	Pin-in-Socket Security Screws	29.40

Anti-Microbial Coating

Available on 626 (US26D/Satin Chrome) and 630 (US32/Satin Stainless Steel) finishes only; specify finish as 626AM or 630AM

\$29.00

†Cylinders

NOTE: Cylinders are not included with mortise push-pull latches and must be ordered separate.
See Schlage PB4 pages CYL-28 (standard cylinder), CYL-33 (FSIC) and CYL-35 (SFIC) for pricing and ordering information

Push/Pull Latches

Engraving Guide

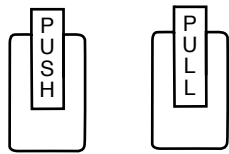
SPECIALTY

HL-8

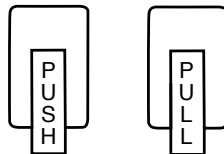
		Mounting Position	To Order, Specify
		Push Up, Pull Down • Any backset • Non-handed	E1 PASSAGE HL6 MORTISE HL6
		Push Up, Pull Up • Any Backset • Non-handed	E2 PASSAGE HL6 PRIVACY PL7/PL8 MORTISE HL6
		Horizontal Engraving • Any Backset • RH	E3 PASSAGE HL6 MORTISE HL6
		Horizontal Engraving • Any Backset • LH	E4 PASSAGE HL6 MORTISE HL6
		Push Down, Pull Up • Any Backset • Non-Handed	E5 PASSAGE HL6 MORTISE HL6
		Push Down, Pull Down • Any Backset • Non-handed	E6 PASSAGE HL6 PRIVACY PL7/PL8 MORTISE HL6
		Horizontal Engraving • 7" Backset only • RH	E4 PASSAGE HL6
		Horizontal Engraving • 7" Backset only • LH	E3 PASSAGE HL6

Hospital Latch Paddles

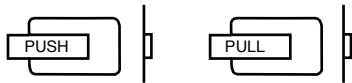
Reference diagram below when ordering engraved push/pull paddles




Engraved Up



Engraved Down



Engraved Towards



Engraved Away

Part Number	Description	List
Tubular (Bored) Paddle Assemblies - NON ENGRAVED		
(NOTE: additional finishes available upon request. Lever material either brass or stainless steel unless otherwise noted)		
HANDLE.10155	HL6 Push Handle Assy, 605/US3/Bright Brass Finish	\$150.00
HANDLE.10179	HL6 Pull Handle Assy, 605/US3/Bright Brass Finish	150.00
HANDLE.10156	HL6 Push Handle Assy, 606/US4/Satin Brass Finish	139.00
HANDLE.10180	HL6 Pull Handle Assy, 606/US4/Satin Brass Finish	139.00
HANDLE.10157	HL6 Push Handle Assy, 612/US10/Satin Bronze Finish	139.00
HANDLE.10181	HL6 Pull Handle Assy, 612/US10/Satin Bronze Finish	139.00
HANDLE.10158	HL6 Push Handle Assy, 613/US10B/Oil Rubbed Bronze Finish	150.00
HANDLE.10182	HL6 Pull Handle Assy, 613/US10B/Oil Rubbed Bronze Finish	150.00
HANDLE.10159	HL6 Push Handle Assy, 625/US26/Bright Chrome Finish	148.00
HANDLE.10183	HL6 Pull Handle Assy, 625/US26/Bright Chrome Finish	148.00
HANDLE.10160	HL6 Push Handle Assy, 626/US26D/Satin Chrome Finish, Zinc Paddle	122.00
HANDLE.10184	HL6 Pull Handle Assy, 626/US26D/Satin Chrome Finish, Zinc Paddle	122.00
HANDLE.10215	HL6 Push Handle Assy, 626/US26D/Satin Chrome Finish	134.00
HANDLE.10275	HL6 Pull Handle Assy, 626/US26D/Satin Chrome Finish	134.00
HANDLE.10161	HL6 Push Handle Assy, 629/US32/Bright Stainless Steel	144.00
HANDLE.10185	HL6 Pull Handle Assy, 629/US32/Bright Stainless Steel	144.00
HANDLE.10162	HL6 Push Handle Assy, 630/US32D/Satin Stainless Steel	139.00
HANDLE.10186	HL6 Pull Handle Assy, 630/US32D/Satin Stainless Steel	139.00
HANDLE.10225	HL6 Push Handle Eo Assy 626/US26D/Satin Chrome Finish, Zinc Paddle	122.00
HANDLE.10308	HL6 Pull Handle En Assy 626/US26D/Satin Chrome Finish, Zinc Paddle	122.00
HANDLE.10248	HL6 Push Handle Eo Assy 630/US32D/Satin Stainless Steel	135.00
HANDLE.10306	HL6 Pull Handle En Assy 630/US32D/Satin Stainless Steel	135.00
HANDLE.10168	PL7 Push Handle Assy, 626/US26D/Satin Chrome Finish, Zinc Paddle	158.00
HANDLE.10176	PL8 Push Handle Assy, 626/US26D/Satin Chrome Finish, Zinc Paddle	158.00
HANDLE.10192	PL7 Pull Handle Assy, 626/US26D/Satin Chrome Finish, Zinc Paddle	158.00
HANDLE.10200	PL8 Pull Handle Assy, 626/US26D/Satin Chrome Finish, Zinc Paddle	158.00
HANDLE.10170	PL7 Push Handle Assy, 630/US32D/Stainless Steel	180.00
HANDLE.10178	PL8 Push Handle Assy, 630/US32D/Stainless Steel	180.00
HANDLE.10194	PL7 Pull Handle Assy, 630/US32D/Stainless Steel	180.00
HANDLE.10202	PL8 Pull Handle Assy, 630/US32D/Stainless Steel	180.00

Parts

Hospital Latch Paddles (continued)

SPECIALTY

HL-10

Part Number	Description	List
Tubular (Bored) Paddle Assemblies - ENGRAVED		
(NOTE: additional finishes and engravings available upon request. Lever material either brass or stainless steel unless otherwise noted)		
HANDLE.10211	HL6 Push Handle Assy Engraved Down, 626/US26D/Satin Chrome, Zinc Paddle	\$137.00
HANDLE.10212	HL6 Push Handle Assy Engraved Up, 626/US26D/Satin Chrome, Zinc Paddle	137.00
HANDLE.10213	HL6 Push Handle Assy Engraved Away, 626/US26D/Satin Chrome, Zinc Paddle	137.00
HANDLE.10271	HL6 Pull Handle Assy Engraved Down, 626/US26D/Satin Chrome, Zinc Paddle	137.00
HANDLE.10272	HL6 Pull Handle Assy Engraved Up, 626/US26D/Satin Chrome, Zinc Paddle	137.00
HANDLE.10273	HL6 Pull Handle Assy Engraved Towards, 626/US26D/Satin Chrome, Zinc Paddle	137.00
HANDLE.10217	HL6 Push Handle Assy Engraved Down, 626/US26D/Satin Chrome, Brass Paddle	150.00
HANDLE.10254	HL6 Push Handle Assy Engraved Up U,626/US26D/Satin Chrome, Brass Paddle	150.00
HANDLE.10297	HL6 Pull Handle Assy Engraved Down, 626/US26D/Satin Chrome, Brass Paddle	150.00
HANDLE.10277	HL6 Pull Handle Assy Engraved Up, 626/US26D/Satin Chrome, Brass Paddle	150.00
HANDLE.10218	HL6 Push Handle Assy Engraved Down, 630/US32D/Satin Stainless Steel	154.00
HANDLE.10238	HL6 Push Handle Assy Engraved Up, 630/US32D/Satin Stainless Steel	154.00
HANDLE.10219	HL6 Push Handle Assy Engraved Away, 630/US32D/Satin Stainless Steel	154.00
HANDLE.10220	HL6 Push Handle Assy Engraved Toward, 630/US32D/Satin Stainless Steel	154.00
HANDLE.10278	HL6 Pull Handle Assy Engraved Down, 630/US32D/Satin Stainless Steel	154.00
HANDLE.10296	HL6 Pull Handle Assy Engraved Up, 630/US32D/Satin Stainless Steel	154.00
HANDLE.10280	HL6 Pull Handle Assy Engraved Away, 630/US32D/Satin Stainless Steel	154.00
HANDLE.10279	HL6 Pull Handle Assy Engraved Towards, 630/US32D/Satin Stainless Steel	154.00
HANDLE.10262	PL7 Push Handle Assy Engraved Down, 630/US32D/Satin Stainless Steel	195.00
HANDLE.10318	PL7 Pull Handle Assy Engraved Down, 630/US32D/Satin Stainless Steel	195.00
HANDLE.10261	PL8 Push Handle Assy Engraved Down, 630/US32D/Satin Stainless Steel	195.00
HANDLE.10317	PL8 Pull Handle Assy Engraved Down, 630/US32D/Satin Stainless Steel	195.00
Mortise Paddle Assemblies - NON ENGRAVED		
(NOTE: additional finishes available upon request. Lever material either brass or stainless steel unless otherwise noted)		
HANDLE.10203	HL6 Push Handle Mortise Assy, 605/US3/Bright Brass	\$150.00
HANDLE.10264	HL6 Pull Handle Mortise Assy, 605/US3/Bright Brass	150.00
HANDLE.10205	HL6 Push Handle Mortise Assy, 612/US10/Satin Bronze	139.00
HANDLE.10266	HL6 Pull Handle Mortise Assy, 612/US10/Satin Bronze	139.00
HANDLE.10206	HL6 Push Handle Mortise Assy, 613/US10B/Oil Rubbed Bronze	150.00
HANDLE.10267	HL6 Pull Handle Mortise Assy, 613/US10B/Oil Rubbed Bronze	150.00
HANDLE.10207	HL6 Push Handle Mortise Assy, 625/US26/Bright Chrome	148.00
HANDLE.10268	HL6 Pull Handle Mortise Assy, 625/US26/Bright Chrome	148.00
HANDLE.10208	HL6 Push Handle Mortise Assy, 626/US26D/Satin Chrome, Zinc Paddles	122.00
HANDLE.10269	HL6 Pull Handle Mortise Assy, 626/US26D/Satin Chrome, Zinc Paddles	122.00
HANDLE.10229	HL6 Push Handle Mortise Assy, 626/US26D/Satin Chrome	134.00
HANDLE.10289	HL6 Pull Handle Mortise Assy,626/US26D/Sating Chrome	134.00
HANDLE.10209	HL6 Push Handle Mortise Assy, 630/US32D/Stainless Steel	139.00
HANDLE.10270	HL6 Pull Handle Mortise Assy, 630/US32D/Stainless Steel	139.00

Hospital Latch Paddles (continued)

Part Number	Description	List
Mortise Paddle Assemblies - ENGRAVED		
(NOTE: additional finishes and engravings available upon request. Lever material either brass or stainless steel unless otherwise noted)		
HANDLE.10236	HL6 Push Handle Mortise Assy Engraved Down, 626/US26D/Satin Chrome, Zinc Paddles	\$137.00
HANDLE.10230	HL6 Push Handle Mortise Assy Engraved Up, 626/US26D/Satin Chrome, Zinc Paddles	137.00
HANDLE.10226	HL6 Push Handle Mortise Assy Engraved Away, 626/US26D/Satin Chrome, Zinc Paddles	137.00
HANDLE.10290	HL6 Pull Handle Mortise Assy Engraved Down, 626/US26D/Satin Chrome, Zinc Paddles	137.00
HANDLE.10298	HL6 Pull Handle Mortise Assy Engraved Up, 626/US26D/Satin Chrome, Zinc Paddles	137.00
HANDLE.10286	HL6 Pull Handle Mortise Assy Engraved Towards, 626/US26D/Satin Chrome, Zinc Paddles	137.00
HANDLE.10325	HL6 Push Handle Mortise Assy Engraved Up, 626/US26D/Satin Chrome	150.00
HANDLE.10326	HL6 Pull Handle Mortise Assy Engraved Down, 626/US26D/Satin Chrome	150.00
HANDLE.10221	HL6 Push Handle Mortise Assy Engraved Down, 630/US32D/Stainless Steel	154.00
HANDLE.10243	HL6 Push Handle Mortise Assy Engraved Up, 630/US32D/Stainless Steel	154.00
HANDLE.10222	HL6 Push Handle Mortise Assy Engraved Towards, 630/US32D/Stainless Steel	154.00
HANDLE.10231	HL6 Push Handle Mortise Assy Engraved Away, 630/US32D/Stainless Steel	154.00
HANDLE.10285	HL6 Pull Handle Mortise Assy Engraved Down, 630/US32D/Stainless Steel	154.00
HANDLE.10281	HL6 Pull Handle Mortise Assy Engraved Up, 630/US32D/Stainless Steel	154.00
HANDLE.10291	HL6 Pull Handle Mortise Assy Engraved Towards, 630/US32D/Stainless Steel	154.00
HANDLE.10282	HL6 Pull Handle Mortise Assy Engraved Away, 630/US32D/Stainless Steel	154.00
COVER ASSEMBLIES		
(NOTE: additional finishes available upon request)		
840964-03	HL6 Cover, 605/US3/Bright Brass	\$86.10
840964-04	HL6 Cover, 606/US4/Satin Brass	77.70
840964725	HL6 Cover, 612/US10/Satin Bronze	77.70
840964-13	HL6 Cover, 613/US10B/Oil Rubbed Bronze	86.10
840964-25	HL6 Cover, 625/US26/Bright Chrome	86.10
840967-64	HL6 Cover, 626/US26D/Satin Chrome, Zinc	68.30
840964-26	HL6 Cover, 626/US26D/Satin Chrome	77.70
840965-31	HL6 Cover, 629/US32/Bright Stainless Steel	81.90
840965-32	HL6 Cover, 630/US32D/Satin Stainless Steel	77.70
840956-04	PL7/PL8 Coin Turn Cover Assy, 605/US4/Bright Brass	110.00
840956-25	PL7/PL8 Coin Turn Cover Assy, 625/US26/Bright Chrome	122.00
840956-26	PL7/PL8 Coin Turn Cover Assy, 626/US26D/Satin Chrome	111.00
840956-32	PL7/PL8 Coin Turn Cover Assy, 630/US32D/Satin Stainless Steel	117.00
840957-04	PL7/PL8 Thumbturn Cover Assy, 605/US4/Bright Brass	190.00
840957-25	PL7/PL8 Thumbturn Cover Assy, 625/US26/Bright Chrome	196.00
840957-26	PL7/PL8 Thumbturn Cover Assy, 626/US26D/Satin Chrome	180.00
840957-32	PL7/PL8 Thumbturn Cover Assy, 630/US32D/Satin Stainless Steel	190.00
STRIKES		
(NOTE: additional finishes available upon request)		
890023-03	Standard Strike, HL6/PL7/PL7 Tubular (Bored) Lock, 605/US3/Bright Brass	\$29.40
890023-04	Standard Strike, HL6/PL7/PL7 Tubular (Bored) Lock, 606/US4/Satin Brass	29.40
890023-06	Standard Strike, HL6/PL7/PL7 Tubular (Bored) Lock, 612/US10/Satin Bronze	29.40
890023-13	Standard Strike, HL6/PL7/PL7 Tubular (Bored) Lock, 613/US10B/Oil Rubbed Bronze	29.40
890023-32	Standard Strike, HL6/PL7/PL7 Tubular (Bored) Lock, 625/626/629/630/US26/US26D/US32/US32D	29.40
890022-03	Asa Strike, HL6/PL7/PL7 Tubular (Bored) Lock, 605/US3/Bright Brass	29.40
890022-04	Asa Strike, HL6/PL7/PL7 Tubular (Bored) Lock, 606/US4/Satin Brass	29.40
890022-06	Asa Strike, HL6/PL7/PL7 Tubular (Bored) Lock, 612/US10/Satin Bronze	29.40
890022-13	Asa Strike, HL6/PL7/PL7 Tubular (Bored) Lock, 613/US10B/Oil Rubbed Bronze	29.40
890022-32	Asa Strike, HL6/PL7/PL7 Tubular (Bored) Lock, 625/626/629/630/US26/US26D/US32/US32D	29.40

Parts

Hospital Latch Paddles (continued)

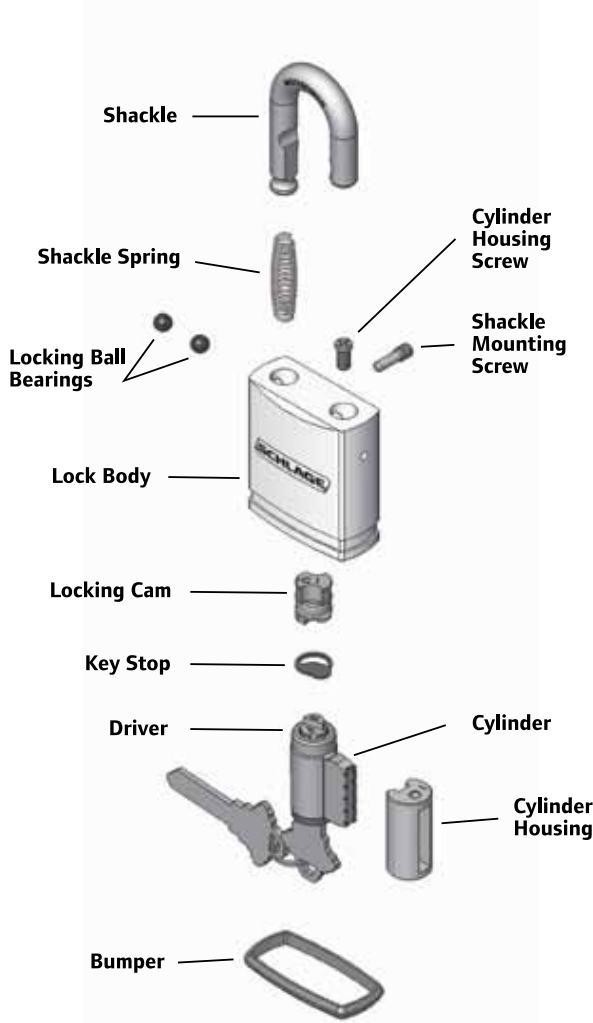
SPECIALTY

HL-12

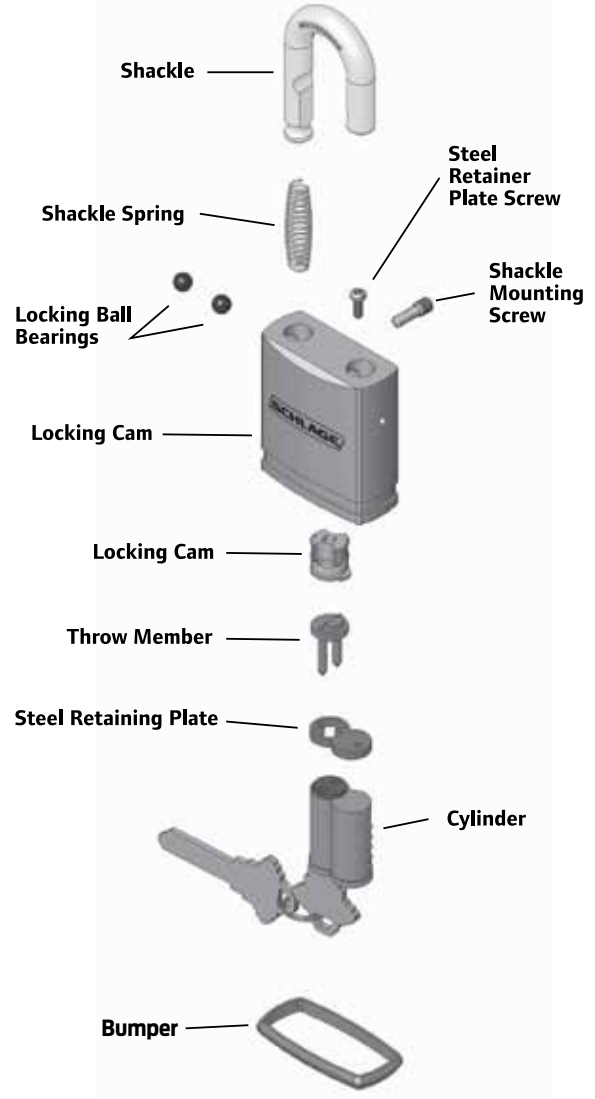
Part Number	Description	List
LATCHBOLTS		
(NOTE: additional finishes available upon request)		
800108-03	HL6/PL7pl8 2.75" Latchbolt Pkg 605/US3/Bright Brass	\$52.50
800108-04	HL6/PL7pl8 2.75" Latchbolt Pkg 606/US4/Satin Brass	52.50
800108-06	HL6/PL7pl8 2.75" Latchbolt Pkg 612/US10/Satin Bronze	52.50
800108-13	HL6/PL7pl8 2.75" Latchbolt Pkg 613/US10B/Oil Rubbed Bronze	52.50
800108-25	HL6/PL7pl8 2.75" Latchbolt Pkg 625/629/US26/US32	52.50
800108-26	HL6/PL7pl8 2.75" Latchbolt Pkg 626/630/US26D/US32D	52.50
800109-25	HL6/PL7pl8 3.75" Latchbolt Pkg 625/629/US26/US32	54.60
800109-26	HL6/PL7pl8 3.75" Latchbolt Pkg 626/630/US26D/US32D	54.60
800110-03	HL6/PL7pl8 5.0" Latchbolt Pkg 605/US3/Bright Brass	55.70
800110-04	HL6/PL7pl8 5.0" Latchbolt Pkg 606/US4/Satin Brass	55.70
800110-06	HL6/PL7pl8 5.0" Latchbolt Pkg 612/US10/Satin Bronze	55.70
800110-13	HL6/PL7pl8 5.0" Latchbolt Pkg 613/US10B/Oil Rubbed Bronze	55.70
800110-25	HL6/PL7pl8 5.0" Latchbolt Pkg 625/629/US26/US32	55.70
800110-26	HL6/PL7pl8 5.0" Latchbolt Pkg 626/630/US26D/US32D	55.70
800111-06	HL6/PL7pl8 7.0" Latchbolt Pkg 612/US10/Satin Bronze	109.00
800111-26	HL6/PL7pl8 7.0" Latchbolt Pkg 626/630/US26D/US32D	109.00
LEAD LINING		
823150-00	HL6/PL7/PL8 Tubular (Bored) Lock Lead Lining, 2 3/4" Backset	\$101.00
821015-00	HL6/PL7/PL8 Tubular (Bored) Lock Lead Lining, 3 3/4" Backset	101.00
823148-00	HL6/PL7/PL8 Tubular (Bored) Lock Lead Lining, 5" Backset	101.00
821014-00	HL6/PL7/PL8 Tubular (Bored) Lock Lead Lining, 7" Backset	101.00
SCREW PACKS		
840960-04	HL6/PL7/PL8 Screw Pkg 606/US4/Satin Brass	\$10.50
840960-06	HL6/PL7/PL8 Screw Pkg 612/US10/Satin Bronze	10.50
840960-13	HL6/PL7/PL8 Screw Pkg 613/US10B/Oil Rubbed Bronze	10.50
840960-26	HL6/PL7/PL8 Screw Pkg 625/626/US26/US26D	10.50
840960-32	HL6/PL7/PL8 Screw Pkg 629/630/US32/US32D	10.50
840613-00	HL6/PL7/8 Security Screw Pkg 3, 2D	10.50
829632-26	HL6eo Screw Pkg 625/626/US26/US26D	10.50
HLPART.10158	HL6/HL6M/PL7/PL8 Spring & Rivet Pkg	13.70
HLPART.10159	"OLD STYLE" SPRING & RIVET PKG	13.70
MORTISE LOCK COMPONENTS		
840088-00	HLM6 Mounting Plate	\$2.60
Strikes		See page L-35
Armor fronts		See page L-35
Chassis		See page L-39
36-371-89	EL/EU SPINDLE (Qty 1)	\$1.00

KS-Series Padlock Parts

Conventional Key-in-Knob



Small Format Interchangeable Core

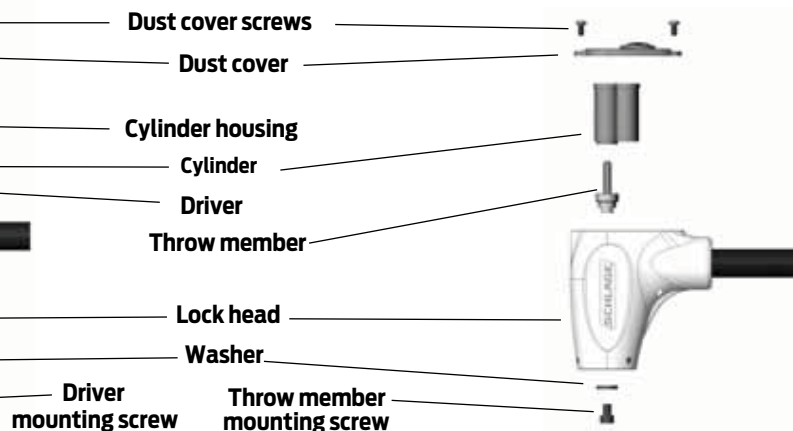


KS-Series Cable

Conventional Key-in-Knob



Small Format Interchangeable Core



Portable Security

Important Portable Security Ordering Information

All products in this section are stocked and must be ordered in case quantities. Case quantity is listed with each product. All prices listed are unit prices.

Note: Keyed different products ship with key in knob cylinders.
All cylinders ordered for use with Less Cylinder products will ship separately.

Common Pricing Information	
1.	Locks are furnished with standard features unless otherwise specified.
2.	Keyed different products ship with Key in Knob keyed different cylinders only. For other Key in Knob cylinder options order less cylinder padlocks from page PS-6 and cylinders separately.
3.	For Custom Engraving, see page PS-9.
4.	Key in Knob less cylinder padlocks ship with key stop, cylinder housing, and cylinder housing screw.
5.	For cylinder and keying options, refer to Cylinders and Keys & Keying sections.
6.	SFIC less cylinder product is shipped without cylinder.
7.	Padlocks with cylinders will be furnished with 2 keys each as standard. Additional keys will be charge at the additional cut keys charge appropriate for the cylinder/key type

Table of Contents

PL Series Cross Reference	PS-4
Key-In-Knob with Cylinder	PS-5
Keyed Different	PS-5
Chain Only	PS-5
Key-In-Knob Less Cylinder	PS-6
SFIC Less Cylinder	PS-7
Full Size IC Core	PS-8
Less Cylinder - Brass	PS-8
Custom Engraving Brass Padlocks and Chrome Plated Brass Padlocks	PS-9
Parts and Accessories	PS-10
Flex Security	PS-13
Padlocks	PS-13
Security Chains	PS-14
Security Cables and Locking Cables	PS-14

Standard Features for Commercial Series Padlocks

Certification	Meets or exceeds ASTM standards for standard steel shackle, shackle cutting and corrosion resistance
Lock Body	Solid steel, brass and chrome plated brass - Solid steel resists impact, solid brass and chrome plated brass resist corrosion
Shackle	Hardened alloy steel, double deadbolt locking mechanism
Cylinder*	Conventional Key-In-Knob, 6-pin solid brass, pinned 5, C keyway, keyed different (KD) unless otherwise specified
Cylinder Finish	606 Satin Brass
Keys	Two nickel silver cut keys per lock, branded Schlage

* Cylinders must be ordered as a separate line item for all products except conventional key in knob KD stocked.

Standard Features for Commercial Series Cables

Lock Head	Die-cast zinc, 407 satin finish
Cable	Braided steel vinyl coated for greater cut resistance than twisted cables
Cylinder*	Conventional Key-In-Knob, 6-pin solid brass, pinned 5, C keyway, keyed different (KD)
Cylinder Finish	606 Satin Brass
Keys	Two nickel silver cut keys per lock, branded Schlage

* Cylinders must be ordered as a separate line item for all products except conventional key in knob KD stocked.

Standard Features for Commercial Series Chains

Certification	Padlock meets or exceeds ASTM standards for tensile force, shock, shackle cutting, cycle test and corrosion
Padlock*	Recommended for use with KS72F2300 - Round style padlock with 2" shackle
Lock Body	2 5/8" Solid steel resists impact
Shackle	Molybdenum hardened steel, patented interchangeable design, double deadbolt locking mechanism
Cylinder	Conventional Key-In-Knob, 6-pin solid brass, pinned 5, C keyway, keyed different (KD)
Cylinder Finish	606 Satin Brass
Keys	Two nickel silver cut keys per lock, branded Schlage
Chain	Triple heat treated Boron Manganese steel; unique six-sided chain links resist attack

* Padlocks and chains must be ordered separately.

Portable Security - PL Series Cross Reference

Portable Security

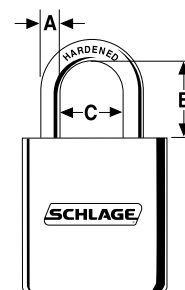
PS-4

PL Part #/KS Part #	
PL Series Part #	KS Series Part #
PL1001J	KS23D2200
PL1002J	KS23F2200
PL1003J	KS23F2200
PL2001J	KS43D2200
PL2002J	KS43F2200
PL2003J	KS43F2200
PL3001J	KS43D2200
PL3002J	KS43F2200
PL4001J	KS43D3200
PL4002J	KS43F3200
PL4003J	KS43F3200


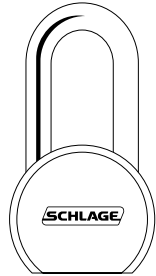
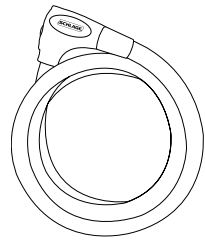
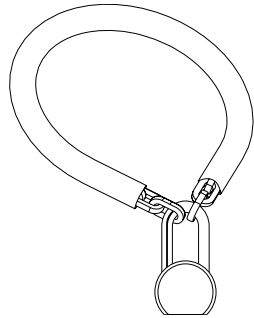
PL Series - Discontinued										
Part #	Body Size			Shackle Dimension			Shackle Dimension (metric)			Cylinder Type
	Width	Height	Depth	A	B	C	A	B	C	
PL1001J	1 3/4"	2 1/8"	3/4"	5/16"	1 1/8"	3/4"	8mm	29mm	19mm	KNK
PL1002J					2"			51mm		
PL1003J					3"			76mm		
PL2001J	2"	2 1/8"	3/4"	3/8"	1 1/8"	3/4"	9.5mm	29mm	19mm	KNK
PL2002J					2"			51mm		
PL2003J					3"			76mm		
PL3001J	2 1/4"	2 3/8"	7/8"	7/16"	1 1/8"	5/16"	11mm	29mm	24mm	KNK
PL3002J					2"			51mm		
PL4001J	2"	2 1/4"	7/8"	3/8"	1 1/8"	3/4"	9.5mm	29mm	19mm	IC
PL4002J					2"			51mm		
PL4003J					3"			76mm		

KS Series - Replacement										
Part #	Body Size			Shackle Dimension			Shackle Dimension (metric)			Cylinder Type
	Width	Height	Depth	A	B	C	A	B	C	
KS23D2200	1 25/32"	2 3/16"	7/8"	5/16"	1 1/2"	3/4"	8mm	38mm	19mm	KNK
KS23F2200					2"			51mm		
KS43D2200	1 15/16"	2 3/16"	7/8"	3/8"	1 1/2"	3/4"	9.5mm	38mm	19mm	KNK
KS43F2200					2"			51mm		
KS43D3200	1 15/16"	2 3/16"	7/8"	3/8"	1 1/2"	3/4"	9.5mm	38mm	19mm	IC
KS43F3200					2"			51mm		

- NOTES:**
- 1) Padlocks must be ordered and are shipped less cylinder
 - Keys & Keying must appear as a separate line item
 - 2) Reference Schlage Keys & Keying section for specific options and cylinders
 - All Key & Keying adders and deducts apply
 - 3) Key retaining cams for Classic KNK padlocks - KZ32CB1 - ordered as separate line item and ships separately
 - 4) Key retaining is not an option on Full Size IC products



Shackle Dimensions

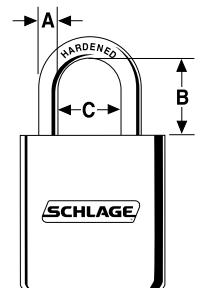
<p>Available in: 606 Brass</p>  <p>KS23D KS43F</p>	<p>Available in: 652 Steel</p>  <p>KS72F</p>	<p>Locking Head is 407 Satin Finish</p>  <p>KC Series</p>	<p>Padlock is 652 Steel</p>  <p>KK Series</p>
--	---	--	--

UPC 720018-	Part #	Body Size			Shackle Dimension			Shackle Dimension (metric)			Cylinder Type	Case Pack	Master Pack	List Price Each
		Width	Height	Depth	A	B	C	A	B	C				
KEYED DIFFERENT - BRASS														
997412	KS23D2300	1 25/32"	2 3/16"	7/8"	5/16"	1 1/2"	3/4"	8mm	38mm	19mm	KNK	6	24	\$58.80
997405	KS23F2300	1 25/32"	2 3/16"	7/8"	5/16"	2"	3/4"	8mm	51mm	19mm	KNK	6	24	\$9.00
997290	KS43D2300	1 15/16"	2 3/16"	7/8"	3/8"	1 1/2"	3/4"	9.5mm	38mm	19mm	KNK	6	24	\$62.50
997283	KS43F2300	1 15/16"	2 3/16"	7/8"	3/8"	2"	3/4"	9.5mm	51mm	19mm	KNK	6	24	\$62.90
KEYED DIFFERENT - STEEL														
997764	KS72F2300	2 5/8"	2 3/8"	1 3/32"	7/16"	2"	7/8"	11mm	51mm	22mm	KNK	6	18	\$67.70

UPC 720018-	Part #	Cable Size		Cable Size (metric)		Cylinder Type	Case Pack	Master Pack	List Price Each
		Length	Diameter	Length	Diameter				
KEYED DIFFERENT									
997719	KC215E220	6'	5/8"	182cm	15mm	KNK	1	5	\$90.80

UPC 720018-	Part #	Chain Size	Chain Size (metric)	Shackle Dimension			Shackle Shackle Dimension (metric)			Cylinder Type	Case Pack	Master Pack	List Price Each
		Length	Length	A	B	C	A	B	C				
CHAIN ONLY													
999478	999478	5'	150 cm	N/A			N/A			N/A	1	1	\$88.30
999461	999461	3' 3"	100 cm	N/A			N/A			N/A	1	1	\$46.70

NOTE: 1) For master keyed or keyed alike products, order chain, padlocks and cylinders separately.
 Order chains #999478 or #999461 with padlock KS72F2300.
 Prices are for chains only.
 Chains and Padlocks must be ordered separately.



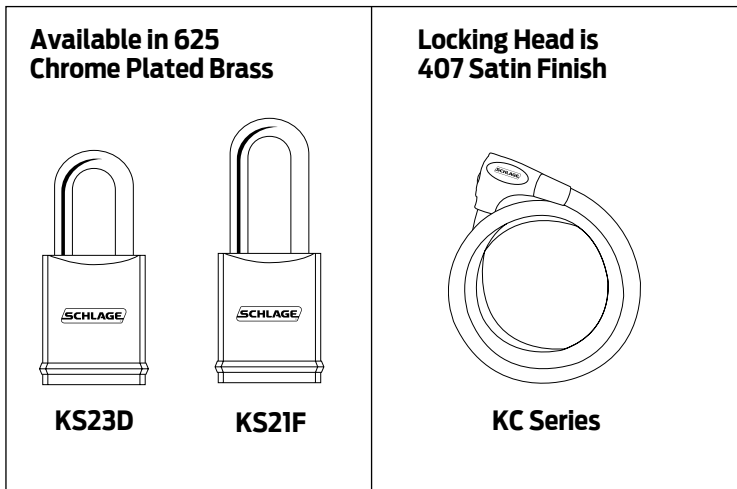
Shackle Dimensions

Portable Security



PS-6

UPC 720018-	Part #	Body Size			Shackle Dimension			Shackle Dimension (metric)			Cylinder Type	Case Pack	Master Pack	List Price Each
		Width	Height	Depth	A	B	C	A	B	C				
LESS CYLINDER - BRASS														
000259	KS23D2200	1 25/32"	2 3/16"	7/8"	5/16"	1 1/2"	3/4"	8mm	38mm	19mm	KNK	6	24	\$49.00
000266	KS23F2200	1 25/32"	2 3/16"	7/8"	5/16"	2"	3/4"	8mm	51mm	19mm	KNK	6	24	49.30
000297	KS43D2200	1 15/16"	2 3/16"	7/8"	3/8"	1 1/2"	3/4"	9.5mm	38mm	19mm	KNK	6	24	52.80
000303	KS43F2200	1 15/16"	2 3/16"	7/8"	3/8"	2"	3/4"	9.5mm	51mm	19mm	KNK	6	24	53.10



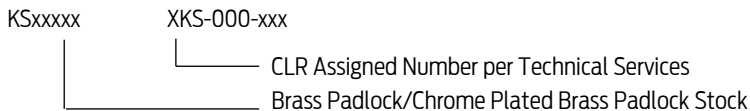
UPC 720018-	Part #	Body Size			Shackle Dimension			Shackle Dimension (metric)			Cylinder Type	Case Pack	Master Pack	List Price Each
		Width	Height	Depth	A	B	C	A	B	C				
LESS CYLINDER - CHROME PLATED BRASS														
997658	KS11D1200	1 25/32"	2 3/16"	7/8"	1/4"	1 1/2"	3/4"	6.4mm	38mm	19mm	SFIC	6	24	\$29.20
997641	KS11F1200	1 25/32"	2 3/16"	7/8"	1/4"	2"	3/4"	6.4mm	51mm	19mm	SFIC	6	24	30.50
997498	KS21D1200	1 25/32"	2 3/16"	7/8"	5/16"	1 1/2"	3/4"	8mm	38mm	19mm	SFIC	6	24	31.00
997481	KS21F1200	1 25/32"	2 3/16"	7/8"	5/16"	2"	3/4"	8mm	51mm	19mm	SFIC	6	24	32.50
997375	KS41D1200	1 15/16"	2 3/16"	7/8"	3/8"	1 1/2"	3/4"	9.5mm	38mm	19mm	SFIC	6	24	31.00
997368	KS41F1200	1 15/16"	2 3/16"	7/8"	3/8"	2"	3/4"	9.5mm	51mm	19mm	SFIC	6	24	32.50

UPC 720018-	Part #	Cable Size		Cable Size (metric)		Cylinder Type	Case Pack	Master Pack	List Price Each
		Length	Diameter	Length	Diameter				
LESS CYLINDER - SMALL FORMAT INTERCHANGEABLE CORE									
998747	KC215A130	2'	5/8"	60cm	15mm	SFIC	1	5	\$58.80
998754	KC215B130	4'	5/8"	121cm	15mm	SFIC	1	5	62.90



UPC 720018-	Part #	Body Size			Shackle Dimension			Shackle Dimension (metric)			Cylinder Type	Case Pack	Master Pack	List Price Each
		Width	Height	Depth	A	B	C	A	B	C				
LESS CYLINDER - BRASS														
999140	KS43D3200	1 15/16"	2 3/16"	7/8"	3/8"	1 1/2"	3/4"	9.5mm	38mm	19mm	IC	6	24	\$60.80
999157	KS43F3200	1 15/16"	2 3/16"	7/8"	3/8"	2"	3/4"	9.5mm	51mm	19mm	IC	6	24	64.40

Custom Engraving - Optional



- NOTES:**
- 1) A one time set up cost of \$85 net will be added to the first order under part number 50-020.
 - 2) A \$8.00 net per piece engraving fee will be added to net product cost.
 - 3) Custom engraving requires submission of completed "Custom Logo Request" form (see **Forms**) and scaleable logo line art in DXF format to TSSEC@irco.com.
 - 4) Minimum order quantity is 6.
 - 5) XKS-000-XXX part number is assigned by Technical Services and is keyed in the accessory field as part of the product part number.

Custom engraving is available on the following parts.

Brass Padlocks - Listed on page

KS23D2300	
KS23F2300	
KS43D2300	PS-5
KS43F2300	
<hr/>	
KS23D2200	
KS23F2200	
KS43D2200	PS-6
KS43F2200	
<hr/>	
KS43D3200	
KS43F3200	PS-8

Chrome Plated Brass Padlocks - Listed on page

KS11D1200	
KS11F1200	
KS21D1200	
KS21F1200	PS-7
KS41D1200	
KS41F1200	

Portable Security - Stocked Parts and Accessories

Portable Security



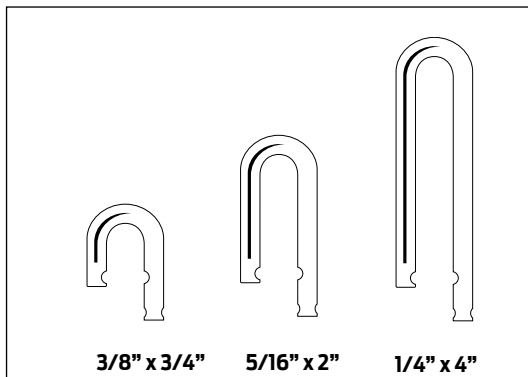
FEATURES & SPECIFICATIONS

- Must be ordered in box quantity
- Replacement parts and accessories discounted at full lock discount

UPC 720018-	Part #	Description	Box Quantity	Carton Quantity	List Price Each
SERVICE REPAIR KIT - PADLOCK & CABLES - CONVENTIONAL KEY-IN-KNOB & SFIC					
997818	KZ390AL	Service Repair Kit — Includes 10 of each part below except KZ35AC1, KZ35AC2, KZ36EB0 - Qty 20; KZ37000 - Qty 1 and also includes pliers	1	6	\$439.00
PADLOCK PARTS - CONVENTIONAL KEY-IN-KNOB					
998204	KZ32CB1	Key Retaining Locking Cam, 10, 20, 40, 80, 90 Series	30	240	\$2.30
997788	KZ32DA0	Driver	30	240	2.30
PADLOCK PARTS - SFIC					
998259	KZ31CB1	Key Retaining Locking Cam, 10, 20, 40, 80, 90 Series	30	240	\$1.40
998303	KZ31DA0	Throw Member	30	240	2.60
ACCESSORIES					
997900*	KZ200AL	9" Nickel Plated Steel Retaining Chain	6	36	\$7.60

* Fits shackles diameters 1/4" - 3/8".

PS-10



FEATURES & SPECIFICATIONS

- Parts and Accessories discounted at full lock discount.
- Must be ordered in box quantity.

UPC 720018-	Part #	Shackle Dimension			Shackle Dimension (metric)			Box Quantity	Carton Quantity	List Price Each
		A	B	C	A	B	C			
HARDENED STEEL SHACKLES - FOR USE WITH 10 SERIES PADLOCKS										
997214	KZ11A10	1/4"	3/4"	3/4"	6.4mm	19mm	19mm	6	36	\$4.90
997184	KZ11D10	1/4"	1 1/2"	3/4"	6.4mm	38mm	19mm	6	36	6.00
997153	KZ11F10	1/4"	2"	3/4"	6.4mm	51mm	19mm	6	36	6.10
997122	KZ11G10	1/4"	4"	3/4"	6.4mm	102mm	19mm	6	36	8.50
HARDENED STEEL SHACKLES - FOR USE WITH 20 SERIES PADLOCKS										
997177	KZ11D20	5/16"	1 1/2"	3/4"	8mm	38mm	19mm	6	36	\$7.50
997115	KZ11G20	5/16"	4"	3/4"	8mm	102mm	19mm	6	36	10.90
HARDENED STEEL SHACKLES - FOR USE WITH 40 SERIES PADLOCKS										
997139	KZ11F40	3/8"	2"	3/4"	9.5mm	51mm	19mm	6	36	\$9.70
997108	KZ11G40	3/8"	4"	3/4"	9.5mm	102mm	19mm	6	36	13.30
BRASS SHACKLES - FOR USE WITH 10 SERIES PADLOCKS										
997061	KZ12D10	1/4"	1 1/2"	3/4"	6.4mm	38mm	19mm	6	36	\$6.00
997009	KZ12G10	1/4"	4"	3/4"	6.4mm	102mm	19mm	6	36	8.50
BRASS SHACKLES - FOR USE WITH 20 SERIES PADLOCKS										
997054	KZ12D20	5/16"	1 1/2"	3/4"	8mm	38mm	19mm	6	36	\$7.50
996996	KZ12G20	5/16"	4"	3/4"	8mm	102mm	19mm	6	36	10.80
BRASS SHACKLES - FOR USE WITH 40 SERIES PADLOCKS										
997047	KZ12D40	3/8"	1 1/2"	3/4"	9.5mm	38mm	19mm	6	36	\$9.40
996989	KZ12G40	3/8"	4"	3/4"	9.5mm	102mm	19mm	6	36	13.30
STAINLESS STEEL SHACKLES - FOR USE WITH 10 SERIES PADLOCKS										
001270	KZ13D10	1/4"	1 1/2"	3/4"	6.4mm	38mm	19mm	6	36	\$6.00
001287	KZ13F10	1/4"	2"	3/4"	6.4mm	51mm	19mm	6	36	6.10
STAINLESS STEEL SHACKLES - FOR USE WITH 20 SERIES PADLOCKS										
001294	KZ13D20	5/16"	1 1/2"	3/4"	8mm	38mm	19mm	6	36	\$7.50
001300	KZ13F20	5/16"	2"	3/4"	8mm	51mm	19mm	6	36	7.80
STAINLESS STEEL SHACKLES - FOR USE WITH 40 SERIES PADLOCKS										
001317	KZ13D40	3/8"	1 1/2"	3/4"	9.5mm	38mm	19mm	6	36	\$9.40
001324	KZ13F40	3/8"	2"	3/4"	9.5mm	51mm	19mm	6	36	9.70

FEATURES & SPECIFICATIONS

- Must be ordered in box quantity
- Replacement parts and accessories discounted at full lock discount
- **While supplies last**

UPC 720018-	Part #	Description	Box Quantity	Carton Quantity	List Price Each
PADLOCK PARTS - CONVENTIONAL KEY-IN-KNOB & SFIC					
997801	KZ35AA1	Shackle Spring, 10 Series	30	240	\$0.48
997795	KZ35AA2	Shackle Spring, 20, 80 Series	30	240	0.48
996972	KZ35AA3	Shackle Spring, 40, 90 Series	30	240	0.48
996958	KZ35AB1	Shackle Mounting Screw, 10, 20, 40 Series	30	240	1.40
997894	KZ35AC1	Locking Ball Bearing, 10, 20, 40, 80, 90 Series	30	240	1.10
PADLOCK PARTS - CONVENTIONAL KEY-IN-KNOB					
998167	KZ32BB0	Cylinder Housing Screw	30	240	\$1.10
998174	KZ32CA1	Locking Cam, 10, 20, 40, 80, 90 Series	30	240	2.30
998228	KZ32CC0	Key Stop	30	240	0.48
PADLOCK & CABLE PARTS - CONVENTIONAL KEY-IN-KNOB					
998143	KZ38BA1*	Cylinder Housing, 20, 40, 70, 80, 90, KC Series	20	160	\$8.00
PADLOCK PARTS - SFIC					
998235	KZ31CA1	Locking Cam, 10, 20, 40, 80, 90 Series	30	240	\$2.30
998273	KZ31CC1	Steel Retainer Plate, 10, 20, 40, 80, 90 Series	30	240	1.40
998297	KZ31CD0	Steel Retainer Plate Screw	30	240	1.70
998433	KZ37000	Installation Tool	6	36	3.40
CABLE PARTS					
998365	KZ34DA0	Driver, Key-In-Knob	30	240	\$2.40

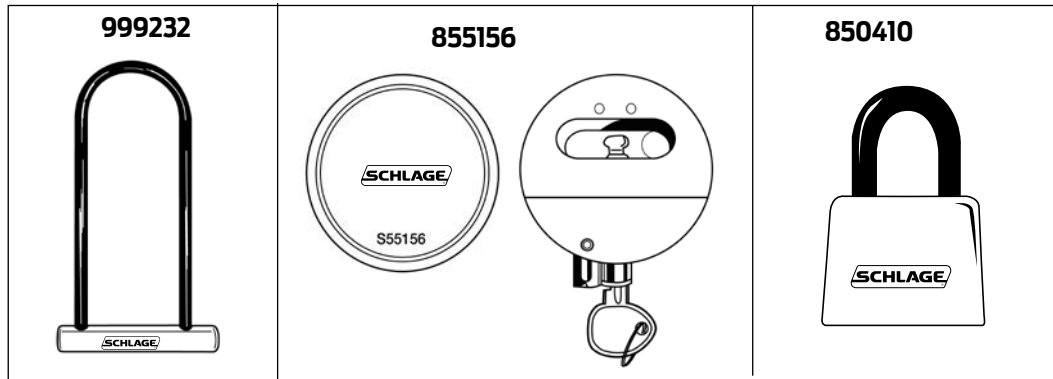
*Cable series can use either Cylinder Housing part KZ38BA1 or KZ38BA2.

Portable Security

PS-12

FLEX SECURITY FEATURES & SPECIFICATIONS

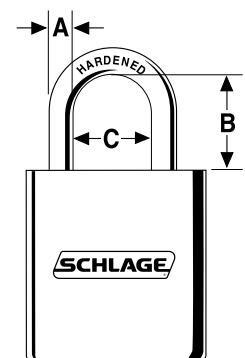
- Non rekeyable
- Retail vis-packed
- Must be ordered in case quantity multiples



Special Use Padlocks										
UPC	Part Number	Shackle Dimension			Shackle Dimension (metric)			Padlock Width	Case Qty	Price Each
		A	B	C	A	B	C			
Extra Large Padlock										
720018999232	999232	1/2"	11"	4"	12mm	275mm	102mm	7 1/4"	5	\$35.70
Shackle-less Padlock										
720018855156	855156	-	-	-	-	-	-	2 7/8"	6	\$44.70

Covered Laminated Steel Padlocks							
UPC	Part Number	Shackle Dimension			Padlock Width	Case Qty	Price Each
		A	B	C			
Covered Laminated Steel Padlocks							
720018850410*	850410*	1/4"	1 1/8"	3/4"	1 1/2"	3	\$24.60

* 2 KA units per pack. 6 Packs keyed different per case.



Shackle Dimensions



**FLEX SECURITY
FEATURES &
SPECIFICATIONS**

- Non rekeyable
- Retail vis-packed
- Must be ordered in case quantity multiples

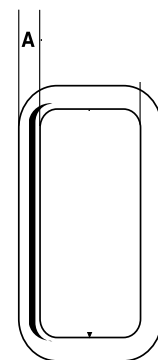
Security Chains

UPC	Part Number	Shackle Dimension	Chain Length	Case Qty	Price Each
		A			
Cinch Ring Security Chains					
720018999478	999478	1/2"	5'	1	\$88.30
720018999461	999461	1/2"	3' 3"	1	46.70

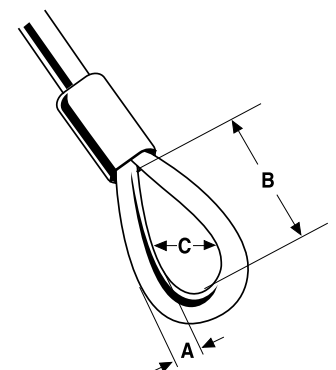
Security Cables and Locking Cables

UPC	Part Number	Cable Dia.	Loop Dimension		Cable Length	Case Qty	Price Each
		A	B	C			
Heavy Duty Locking Cable - Schlage Rekeyable							
720018999201	999201	5/8"	-	-	6'	5	\$65.70
Heavy Duty Flexible Steel Cables							
720018820406	820406	5/8"	3 3/8"	1 5/8"	7'	5	\$40.40
Flexible Steel Cables							
720018999270	999270	3/8"	2 1/4"	1 1/8"	30'	4	\$51.60
720018999263	999263	3/8"	2 1/4"	1 1/8"	15'	4	32.10
720018999256	999256	3/8"	2 1/4"	1 1/8"	7'	4	19.00
720018999249	999249	3/8"	2 1/4"	1 1/8"	4'	4	14.80
Key Cable							
720018999218	999218	1/2"	-	-	5'	4	\$27.20
Resettable Combination Cable							
720018999225	999225	3/8"	-	-	5'	4	\$28.30
Flexible Steel Cable and Covered Laminated Steel Padlock							
720018994800	994800	3/8"	2 1/4"	1 1/8"	4'	4	\$25.50
720018994862	994862	3/8"	2 1/4"	1 1/8"	15'	4	40.10

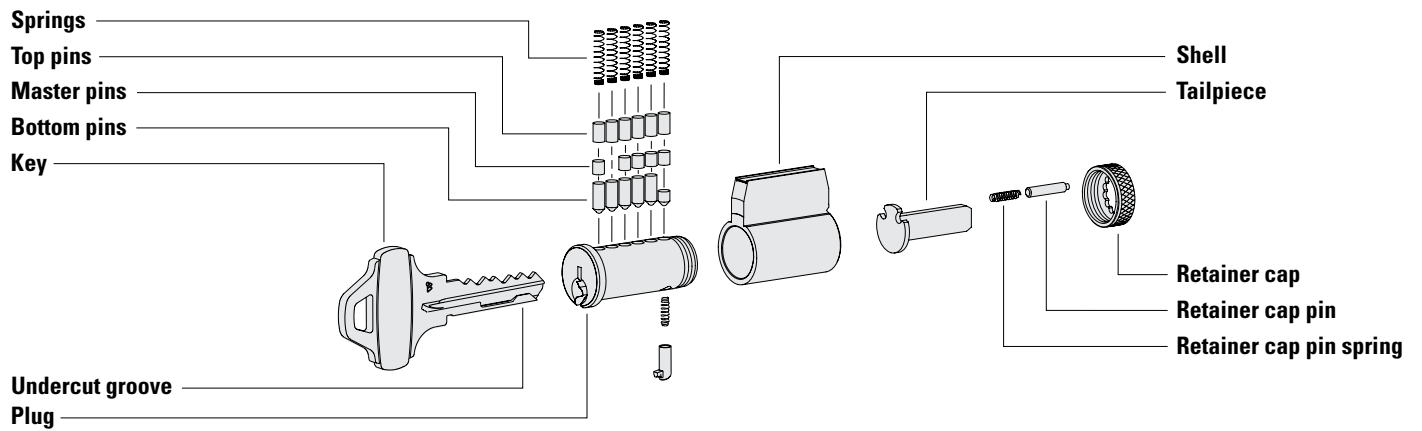
Link Dimensions



Loop Dimensions



Exploded View - Everest Key-in-Knob/Lever Cylinder



CYLINDERS

Ordering Procedures

To order Schlage products, descriptive data should be in the same sequence as shown below.

Line Item	Qty	Product	Outside		Inside		Hand	Latch	Strike	Dr Thk	Ext	DIM	Additional Details
			DES	FIN	DES	FIN							
1	10	20-001 S125		626								118	

Line Item: Line item number

Qty: Quantity

Product: Product number + keyway

Outside Des: Not Applicable

Outside Fin: Cylinder face finish color (for Key in Lever cylinders, choose plug face color - 606 or 626)

Inside Des: Not Applicable

Inside Fin: Not Applicable

Hand: Not Applicable

Latch: Not Applicable

Strike: Not Applicable

Dr Thk: Not Applicable

Ext: Not Applicable

Dim: for mortise cylinder length (Written as 1 1/8" = 118, 1 3/4" - 134 etc.)

Additional

Details: Keying instructions (KA, KD, O-bitted), Primus XP #, Everest 29 Facility Code, Locksmith ID#, Additional stamping instructions

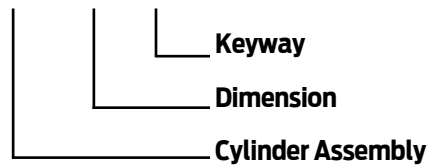
Common Pricing Information	
1.	Locks are furnished with standard features unless otherwise specified.
2.	Door thickness is 1 3/4" unless otherwise specified.
3.	Split finishes and designs will be priced at the highest list price of the design and/or finish.
4.	Engineering specials are denoted by a part number beginning with "X".
5.	⌚ denotes a lock or part that requires an extended lead time.
6.	👤 denotes a handed product and requires handing to be specified.
7.	For all restricted keyways (Everest D, Everest 29 T, Quad, Numbered, Reversed) add \$16.00. This does not apply to Primus cylinders. See Terms and Conditions for ordering information and requirements.
8.	Locks, keys and cylinders containing restricted keyways require additional documentation to order. Please see Terms and Conditions for the specific requirements.
9.	Keyway must be specified for keyed functions and cylinders. If not specified, default keyway will be S123 for KA, KD and O-bitted product and S145 for Factory managed masterkey systems.
10.	Multiple keying options are available. Locks and cylinders are furnished KD unless otherwise specified or excepted by notation.
11.	Control Keys for permanent and construction cores are not included with the lock or cylinder and must be ordered separately.
12.	Locks specified with "C" keyway and KD or O-bitted will receive 6 pin cylinders.
13.	Full Size Interchangeable Cores (FSIC) are furnished 1-bitted unless otherwise specified. If O-bitted is selected, the order will be entered as 1-bitted. This does not apply to FSIC Primus® cores.
14.	Conventional cylinders, Primus cylinders (conventional and FSIC) can be supplied O-bitted. If 1-bitted is selected, the order will be entered as O-bitted.
15.	Available plug face finishes are 606 and 626. For brass or bronze finish colors, the plug face finish is 606. For chrome, nickel or stainless steel finish colors, the plug face finish is 626.
16.	Specify LKB if O-bitted Primus cylinders are required "Less Key Blanks." Deduct \$15.40 per cylinder.
17.	For hotel function cylinders: Not available in Primus. Furnished O-bitted. Emergency keys must be ordered separately.
18.	Locks and cylinders will be furnished with 2 keys each as standard. Additional keys will be charge at the additional cut keys charge appropriate for the cylinder/key type

Table of Contents

Multiple Tailpiece Cylinders	CYL-4
Bulk Pack Cylinders	CYL-5
Primus Cylinders-Sub-Assembled	CYL-9
A & H, AD, AL, CL, D, ND, KS, S & S200	CYL-10
Tailpieces & Actuators	CYL-16
Miscellaneous Parts	CYL-17
B500	CYL-18
Standard Cylinders & Housings	CYL-18
Tailpieces, Drivers & Parts	CYL-19
B250, B400, E/B, F100, H, MD, S200	CYL-20
Deadbolt Cylinders	CYL-20
IC Cylinders & Miscellaneous Parts	CYL-21
Collars, Tailpieces and Reference Tables	CYL-22
B600/700/800	CYL-24
Reference Table	CYL-24
Miscellaneous Parts and Tailpieces	CYL-26
IC Housings and Parts	CYL-27
Mortise	CYL-28
Standard Cylinders, L-Series	CYL-28
Standard Cylinders for Adams Rite, Adams Rite, Lori & Corbin Russwin	CYL-29
Concealed Shell Cylinders	CYL-31
Cams, Cam Screws, Dummy Cylinder	CYL-32
Full Size Interchangeable Core	CYL-33
Small Format Interchangeable Core	CYL-35
Cylinder Lengths and Collars By Application	CYL-37
Schlage cylinders for Falcon & Von Duprin	CYL-39
Rim Cylinders	CYL-41
Interchangeable Cores	CYL-43
Full Size Interchangeable Cores	CYL-43
Small Format Interchangeable Cores	CYL-44
Competitor Retrofit Cylinders	CYL-45
Corbin Russwin, Sargent, Yale Key-in-Knob/Lever	CYL-45
Reference Tables	CYL-46
Corbin Russwin Master Ring	CYL-47
Cams to Operate Competitor Locks	CYL-48
Letter/Mail Box	CYL-50
Special Cylinders	CYL-51
Pins, Springs & Pinning Components	CYL-52
Full Size	CYL-52
Small Format	CYL-53
Plugs	CYL-56
Shells	CYL-58

Product Identification

20-001 118 XXXX



Full Size Cylinders and Cores

When ordering full size cylinders, specify the conventional or Primus cylinder number, dimension (where required), keyway (e.g. C, CP, C123, S123 etc) or keyway family (e.g. Obverse, Everest® Family, Everest D Family, Everest 29 T) and finish. If no keyway is specified, master keyed products will default to Everest 29 S145 and non-master keyed products will default to S123.

Small Format Interchangeable Cores

Small format cores are available only in Everest and Everest 29 restricted keyways and certain Best® keyways. Small format cores cannot be keyed into the same system as full size cylinders and cores because the keyways are different.

See **Schlage Cylinder & Keyway Terminology** for more details on Schlage's terminology.

Finish Codes and Descriptions

Code		Description
605	(US 3)	Bright Brass
606	(US 4)	Satin Brass
609	(US 5)	Antique Brass
612	(US 10)	Satin Bronze
613	(US 10B)	Oil Rubbed Bronze
619	(US 15)	Satin Nickel
622	(US 19)	Matte Black
625	(US 26)	Bright Chromium Plated
626	(US 26D)	Satin Chromium Plated
629	(US 32)	Bright Stainless Steel
630	(US 32D)	Satin Stainless Steel
643e	(US11)	Aged Bronze

Standard Features*

Certification	BHMA certified to ANSI A156.5, 2001, Grade 1 Operational
Key Patents	Primus XP keys are protected against unauthorized duplication by U S utility patents 7 159 424 Everest and Everest Primus XP keys are protected by U S design patents 428,324 and 426,452. Everest 29 and Everest 29 Primus XP keys are protected by U S patent US 7,665,337
Standard Cylinder	Solid Brass 6 pin plugs and shells. Mortise and Rim cylinders utilize a two piece Stainless Steel sintered housing secured by 2 Torx® screws. Standard keyway is Everest 29 S123, furnished Keyed Different (KD) with two 6 pin nickel silver keys (except F series knobs and levers). Mortise cylinder standard lengths are 1 1/8" for conventional cylinders, 1 1/2" for large format interchangeable core and 1 3/8" for small format interchangeable core.
SFIC	Everest 29 R and Everest B combined cores includes 2 change keys. Small format cores are available either uncombined or combined. Control keys must be ordered separately.
FSIC	Full size conventional cores are furnished 1-bitted. Primus cores are furnished 0-bitted. Primus
Primus	XP cylinders are furnished MK, KA, KD, or Less Key Blank (LKB). See Terms & Conditions: Primus Sales Policy for additional details.

Conventional non-IC cylinders: Available 0-Bitted. 1-Bitted is not available and if specified, 0-bitted will be furnished.

Conventional FSIC cylinders: Furnished 1-bitted. 0-Bitted is not available and if specified, 1-bitted will be furnished.


Primus cylinders: Furnished 0-bitted. 1-Bitted is not available and if specified, 0-bitted is furnished.

Reduce Cylinder Inventory

Multiple tailpiece cylinders allow high inventory flexibility with low investment. Included with each cylinder are tailpieces to suit these locks:

- A-Series (all designs)
- AL-Series
- D-Series Knobs
- H-Series Knobs (all designs)
- ND-Series Levers

Cylinders are furnished 0-bitted. Conventional cylinders are furnished with two (2) blank keys. Not available in Faculty Restroom (hotel) function.




Multiple Tailpiece Key-in-Knob/Lever Cylinders				
Keyway	Contents	Part Number	Price Each	
			Open	Restricted
All Keyways Everest, Everest 29 and Classic Families	(1) Pre-assembled cylinder 0-bitted, less tailpiece (1) A301-338 tailpiece, A & H-Series Orbit (1) A700-031 tailpiece, A, AL, H-Series (except Orbit) (1) C603-524 tailpiece, D-Series Knobs (1) N523-022 tailpiece, ND-Series Levers (yellow) (2) C503-115 cap pin springs (2) C503-116 cap pins (2) Key Blanks 35-009 (Everest C) OR 35-002 (Everest D) OR 35-270 (Everest 29 S) OR 35-268 (Everest 29 T)	40-100	58.00	74.00
Primus / Primus XP All Keyways (Classic, Everest and Everest 29)	(1) Pre-assembled cylinder 0-bitted, less tailpiece, LESS keys (1) A301-338 tailpiece, A & H-Series Orbit (1) A700-031 tailpiece, AL-Series (1) C603-524 tailpiece, D-Series Knobs (1) N523-022 tailpiece, ND-Series Levers (yellow) (2) C503-115 cap pin springs (2) C503-116 cap pins ****Primus Keys must be ordered separately****	40-700* / 40-700-XP Controlled Access	129.00	129.00
		40-500* / 40-500-XP UL437 Listed	159.00	159.00
Order Examples:	40-100 626 S123			
	40-700-XP 606 S123 (must specify Primus account information and provide necessary Primus documents)			

**Primus key blanks must be ordered separately.*

Key Large Jobs Faster!

Bulk Packs are kits that contain all of the components needed to build 10 cylinders. For added convenience the shells are pre-loaded with pins and springs and slid onto a follower. Cams and tailpieces are sold separately in economical 10-packs to maximize flexibility. **Keys and Primus components are also sold separately.** The unit price of the unassembled cylinder is up to 15% less than buying it completely assembled. In addition to this savings, labor time is reduced since cylinders don't have to be taken apart before being pinned in the field. Not available in Faculty Restroom (hotel) functions. Must specify finish color, length and keyway.

09-764*
Everest Primus and Everest 29 Primus Bulk Pack



(Includes 10 of each item shown)

10-Piece Bulk Pack Key-in-Knob/Lever Cylinders

Contents (10 each)	Cylinder Mechanism	Keyway Type	Bulk Pack Number	Price Each Pack	
				Open	Restricted
Loaded shells Plugs Caps Cap pins Cap pin springs Check pins (Everest and Everest 29 Conventional only) Check pin springs	Conventional	Classic	09-409	\$458.00	\$618.00
		Everest and Everest 29 Family	09-751	458.00	618.00
	Primus/Primus XP	Everest and Everest 29	09-764	907.00	
	Primus/Primus XP	Classic	09-833	907.00	

10-Piece Bulk Pack Mortise Cylinders

Contents (10 each)	Cylinder Mechanism	Keyway Type	Bulk Pack Number	Price Each Pack	
				Open	Restricted
Loaded shells Plugs Cam Screws Check pins (Everest and Everest 29 conventional only) Check pin springs	Conventional	Classic	09-412	\$541.00	\$701.00
		Everest and Everest 29 Family	09-754	541.00	701.00
	Primus/Primus XP	Everest and Everest 29	09-767	993.00	
	Primus/Primus XP	Classic	09-835	993.00	

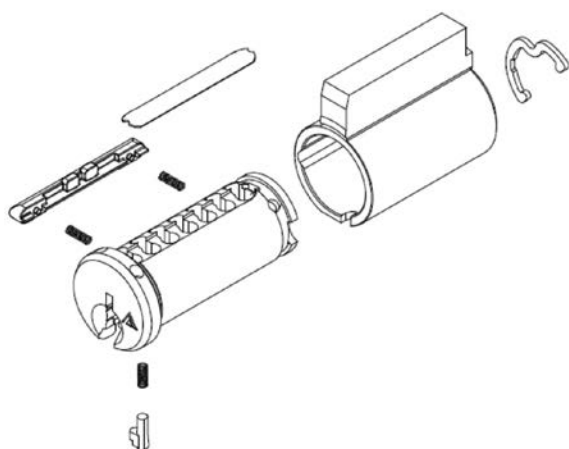
*See next page for cams, collars sold separately.
Available in 1 1/8" and 1 1/4" only.*

10-Piece Bulk Pack Rim Cylinders

Contents (10 each)	Cylinder Mechanism	Keyway Type	Bulk Pack Number	Price Each Pack	
				Open	Restricted
Loaded shells Plugs Caps Cap Pins Collars Tailpieces Drivers Cap pin springs Screws & back plate packs Check pins (Everest and Everest 29 Conventional only) Check pin springs	Conventional	Classic	09-410	\$628.00	\$788.00
		Everest and Everest 29 Family	09-752	628.00	788.00
	Primus/Primus XP	Everest and Everest 29	09-765	1,028.00	
	Primus/Primus XP	Classic	09-834	1,028.00	

10-Piece Bulk Pack Interchangeable Cores

Contents (10 each)	Cylinder Mechanism	Keyway Type	Bulk Pack Number	Price Each Pack	
				Open	Restricted
Loaded shells Plugs Caps Cap pins & springs Actuating rings Actuating pins Control pins Check pins (Everest and Everest 29 Conventional only) Check pin springs	Conventional	Classic	09-411	\$554.00	\$714.00
		Everest and Everest 29 Family	09-753	554.00	714.00
	Primus/Primus XP	Everest and Everest 29	09-766	1,086.00	
	Primus/Primus XP	Classic	09-836	1,086.00	



Unassembled Multiple Tailpiece Key-in-Lever SL Cylinders			
Keyway	Contents	Part Number	Price Each
			Restricted
Everest B and Everest 29 R Families of keyways	"(1) 33-213 Plug (1) A508-660 Body (1) C604-471 Retaining Clip (1) 90-210 Locking Sidebar for SL (2) C604-472 SL Sidebar Springs (1) 34-950 R/B Everest Check Pin (1) C504-116 R/B Everest Check Pin Spring (1) 90-212 SL Plug cover (1) 90-211 End Cap for SL Cylinders (1) 90-002 SL End Cap Pin (1) C603-952 SL End Cap Spring (1) A301-338 tailpiece, A & H-Series Orbit (1) A700-031 tailpiece, A, AL, H-Series (except Orbit) (1) C603-524 tailpiece, D-Series Knobs (1) N523-022 tailpiece, ND-Series Levers (yellow) ***Cylinder Is Shipped Unassembled In The Box*** ****Does Not Include L Pins, L Pin Springs Or Key Blanks****"	91-200	\$49.00
Primus XP Everest B and Everest 29 R Families of keyways	"(1) Plug for SL Primus XP (1) A508-661 SL Primus XP Body (1) C604-471 Retaining Clip (1) 90-210 Locking Sidebar for SL (2) C604-472 SL Sidebar Springs (1) C603-950 Primus Sidebar (2) C603-952 Primus Side Bar Springs (1) 90-212 SL Plug cover (1) 90-211 End Cap for SL Cylinders (1) 90-002 SL End Cap Pin (1) C603-952 SL End Cap Spring (1) A301-338 tailpiece, A & H-Series Orbit (1) A700-031 tailpiece, A, AL, H-Series (except Orbit) (1) C603-524 tailpiece, D-Series Knobs (1) N523-022 tailpiece, ND-Series Levers (yellow) ***Cylinder Is Shipped Unassembled In The Box*** ****Does Not Include L Pins, L Pin Springs, Primus Finger Pins, Primus Finger Pin Springs Or Key Blanks****"	91-700 Controlled Access	89.00
		91-500 UL 437 Listed	120.00

10-Piece Bulk Packs for Unassembled Everest and Everest 29 SL Cylinders						
Cylinder Type	Contents	Cylinder Mechanism	Keyway	Bulk Pack Number	Price Each Pack Restricted	
Key-inLever	(10) 33-213 Plug (10) A508-660 Body (10) C604-471 Retaining Clip (10) 90-210 Locking Sidebar for SL (20) C604-472 SL Sidebar Springs (10) 34-950 R/B Everest Check Pin ***Cylinder Is Shipped Unassembled In The Box*** ****Does Not Include L Pins, L Pin Springs Or Key Blanks****	(10) C504-116 R/B Everest Check Pin Spring (10) 90-212 SL Plug cover (10) 90-211 End Cap for SL Cylinders (10) 90-002 SL End Cap Pin (10) C603-952 SL End Cap Spring	SL Cylinder	Everest B or Everest R Keyway Families	91-451	\$481.00
	(10) Plug for SL Primus XP (10) A508-661 SL Primus XP Body (10) C604-471 Retaining Clip (10) 90-210 Locking Sidebar for SL (20) C604-472 SL Sidebar Springs (10) C603-950 Primus Sidebar ***Cylinder is shipped unassembled in the box*** ****Does not include L pins, L pin springs, Primus finger pins, Primus finger pin springs or key blanks****	(20) C603-952 Primus Side Bar Springs (10) 90-212 SL Plug cover (10) 90-211 End Cap for SL Cylinders (10) 90-002 SL End Cap Pin (10) C603-952 SL End Cap Spring	SL Primus XP	Everest B or Everest R Keyway Families	91-551	885.00
Mortise	(10) 33-213 Plug (10) A508-660 Body (10) C604-471 Retaining Clip (10) 90-210 Locking Sidebar for SL (20) C604-472 SL Sidebar Springs (10) 34-950 R/B Everest Check Pin ***Cylinder is shipped unassembled in the box. See SL cams table for available cams. Cams and collars sold seperately*** ****Does not include L pins, L pin springs or key blanks****	(10) C504-116 R/B Everest Check Pin Spring (10) 90-212 SL Plug cover (10) Front and Back Mortise Housings with Screws (Specify Finish and Length) (10) 90-002 SL End Cap Pin (10) C603-952 SL End Cap Spring	SL Cylinder	Everest B or Everest R Keyway Families	91-452	568.00
	(10) Plug for SL Primus XP (10) A508-661 SL Primus XP Body (10) C604-471 Retaining Clip (10) 90-210 Locking Sidebar for SL (20) C604-472 SL Sidebar Springs (10) C603-950 Primus Sidebar ***Cylinder is shipped unassembled in the box. See SL cams table for available cams. Cams and collars sold seperately*** ****Does not include L pins, L pin springs, Primus finger pins, Primus finger pin springs or key blanks****	(20) C603-952 Primus Side Bar Springs (10) 90-212 SL Plug cover (10) Front and Back Mortise Housings with Screws (Specify Finish and Length) (10) 90-002 SL End Cap Pin (10) C603-952 SL End Cap Spring	SL Primus XP	Everest B or Everest R Keyway Families	91-552	973.00
Rim	(10) 33-213 Plug (10) A508-660 Body (10) C604-471 Retaining Clip (10) 90-210 Locking Sidebar for SL (20) C604-472 SL Sidebar Springs (10) 34-950 R/B Everest Check Pin (10) C504-116 R/B Everest Check Pin Spring ***Cylinder is shipped unassembled in the box*** ****Does not include L pins, L pin springs or key blanks****	(10) 90-212 SL Plug cover (10) Front and Back Rim Housings with Screws (Specify Finish) (10) Rim Cylinder Driver and Tailpiece (10) 90-211 End Cap for SL Cylinders (10) 90-002 SL End Cap Pin (10) C603-952 SL End Cap Spring	SL Cylinder	Everest B or Everest R Keyway Families	91-453	601.00
	(10) Plug for SL Primus XP (10) A508-661 SL Primus XP Body (10) C604-471 Retaining Clip (10) 90-210 Locking Sidebar for SL (20) C604-472 SL Sidebar Springs (10) C603-950 Primus Sidebar (20) C603-952 Primus Side Bar Springs ***Cylinder is shipped unassembled in the box*** ****Does not include L pins, L pin springs, Primus finger pins, Primus finger pin springs or key blanks****	(10) 90-212 SL Plug cover (10) Front and Back Rim Housings with Screws (Specify Finish) (10) Rim Cylinder Driver and Tailpiece (10) 90-211 End Cap for SL Cylinders (10) 90-002 SL End Cap Pin (10) C603-952 SL End Cap Spring	SL Primus XP	Everest B or Everest R Keyway Families	99-553	1006.00

CYLINDERS / KEYS / AUXILIARY

Bulk Pack Modular SL Cylinder Cams and Collars

Keyway Type	Type	Contents (10 each)	Bulk Pack Part Number	Price Each Pack
All (Classic / Everest C, D, Everest 29 S, T & Primus, etc)	Straight Cam - Modular cylinders length (1-1/8; 1-3/8; 1-5/8)	L583-476	09-195	\$28.00
	Straight Cam - Modular cylinders length (1-1/4; 1-1/2; 1-3/4)	L583-477	09-196	28.00
	L-Series Cam - Modular cylinders length (1-1/8; 1-3/8; 1-5/8)	L583-474	09-197	28.00
	L-Series Cam - Modular cylinders length (1-1/4; 1-1/2; 1-3/4)	L583-475	09-198	28.00
	Adam's Rite Kit - Modular cylinders length (1-1/8; 1-3/8; 1-5/8)	L583-446 36-079-037 B220-050	09-199*	141.00
	Adam's Rite Kit - Modular cylinders length (1-1/4; 1-1/2; 1-3/4)	L583-447 36-079-037 B220-050	09-200*	141.00
Everest SL Cylinders using Everest B and Everest 29R Keyways	Straight Cam - Twist and Lock Design for 1-1/8"	L583-802	91-194	44.00
	Straight Cam - Twist and Lock Design for 1-1/4"	L583-803	91-195	44.00
	L Series Cam - Twist and Lock Design for 1-1/8"	L583-800	91-196	44.00
	L Series Cam - Twist and Lock Design for 1-1/4"	L583-801	91-197	44.00
	Adams Rite Cam - Twist and Lock Design for 1-1/8"	L583-773 36-079-037 B220-050	91-198	156.00
	Adams Rite Cam - Twist and Lock Design for 1-1/4"	L583-774 36-079-037 B220-050	91-199	156.00

* Specify finish 605, 606, 612, 613, 625 or 626.

CYL-8

10-Piece Tailpiece Packs for Bulk Pack Cylinders (Classic, Everest, Everest 29 & Primus)

Cylinder Mechanism	Description	Contents (10 each)	Bulk Pack Part Number	Price Each Pack
All Modular Cylinders (Classic, Everest & Primus)	A-Series (except Orbit)	A301-337 with C603-098 security disc	09-756	\$59.00
	A-Series Orbit (except A73)	A301-338	09-757	12.00
	AL-Series	A700-031	09-416	
	D-Series Levers	C604-243	09-418	
	D-Series Knob	C603-524	09-417	
	ND-Series Levers	N523-022 (yellow)	09-019	

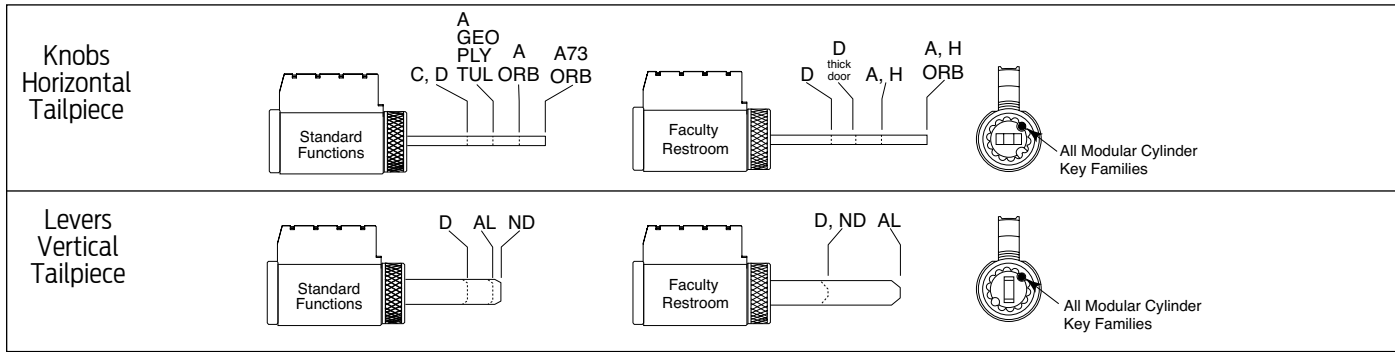
Keys

CL-Series

Primus Cylinders-Sub-Assembled			
Part Number		Type	Price Each
20-200	Primus Classic, Everest or Everest 29 (Specify Keyway)	Primus classic Key in Lever sub-assembled multiple tailpiece (A & H series Orbit A301-338, AL-Series A700-031, D-Series Levers and knobs C604-243, ND Series N523-022). *	\$89.00
20-201		Primus Classic Mortise Cylinder (specify 1-1/4" or 1-1/8") sub assembled multiple cams – Schlage (L583-474 or L583-475), AR (L583-476 or L583-477) and Standard (L583-446 or L583-447).*	103.00
20-202		Primus Classic Rim Cylinder sub-assembled. *	106.00
20-203		Primus Classic FSIC sub-assembled.	95.00
20-204		Primus Everest and Primus Everest 29 Key in Lever sub-assembled multiple tailpiece. (A & H-Series Orbit A301-338, AL-Series A700-031, D-Series Levers and knobs C604-243, ND-Series N523-022). *	89.00
20-205	Primus Classic, Everest or Everest 29 UL437 (Specify Keyway)	Primus Everest and Primus Everest 29 Mortise Cylinder (1-1/4" or 1-1/8") sub-assembled multiple cams-Schlage (L583-474 or L583-475), AR (L583-476 or L583-477) and Standard (L583-446 or L583-447).	103.00
20-206		Primus Everest and Primus Everest 29 Rim Cylinder sub-assembled. *	106.00
20-207		Primus Everest and Primus Everest 29 FSIC sub-assembled. *	95.00
20-208		Primus Classic UL437 Key in Lever sub-assembled multiple tailpiece. (A & H -Series Orbit A301-338, AL-Series A700-031, D-Series Levers and knobs C604-243, ND-Series N523-022). *	113.00
20-209		Primus Classic UL437 Mortise Cylinder (specify 1-1/4" or 1-1/8") sub assembled. Multiple cams – Schlage (L583-474 or L583-475), AR (L583-476 or L583-477) and Standard (L583-446 or L583-447).*	126.00
20-210		Primus Classic UL 437 Rim Cylinder sub-assembled. *	129.00
20-211		Primus Everest and Primus Everest 29 UL 437 Key in Lever sub-assembled. Multiple tailpiece (A & H-Series Orbit A301-338, AL-Series A700-031, D-Series Levers and knobs C604-243, ND-Series N523-022). *	113.00
20-212		Primus Everest and Primus Everest 29 UL437 Mortise Cylinder (specify 1-1/4" or 1-1/8") sub assembled. Multiple cams – Schlage (L583-474 or L583-475), AR (L583-476 or L583-477) and Standard (L583-446 or L583-447).*	126.00
20-213		Primus Everest and Primus Everest 29 UL 437 Rim Cylinder sub-assembled. *	129.00

* Please order separately: Keys, plug pins, Primus finger pins and finger pins springs, side bar and side bar springs.

Primus Competitor Cylinders-Sub-Assembled			
Part Number		Type	Price Each
20-221	Primus Classic, Everest or Everest 29 (Specify Keyway)	Primus, sub-assembly, key-in-knob cylinder for Corbin Russwin CL3300 C	\$95.00
20-219		Primus, sub-assembly, key-in-knob cylinder for Corbin Russwin CL3400, CL3600	
20-218		Primus, sub-assembly, key-in-knob cylinder for Corbin Russwin CK4200	
20-214		Primus, sub-assembly, key-in-knob cylinder for Sargent 7, 8, 10 Line Levers	
20-215		Primus, sub-assembly, key-in-knob cylinder for Sargent 7, 8, 9 Line Knobs	
20-216		Primus, sub-assembly, key-in-knob cylinder for Sargent 6 Line Except B Knob	
20-220		Primus, sub-assembly, key-in-knob for Yale 5300LN, 5400LN Levers	
20-217		Primus, sub-assembly, key-in-knob Yale 5300, 5400, 6200 Knobs	
20-222	Primus Classic, Everest or Everest 29 UL437 (Specify Keyway)	Primus, sub-assembly, key-in-knob cylinder for Sargent 7, 8, 10 Line Levers	129.00
20-223		Primus, sub-assembly, key-in-knob cylinder for Sargent 7, 8, 9 Line Knobs	
20-224		Primus, sub-assembly, key-in-knob cylinder for Sargent 6 Line Except B Knob	
20-225		Primus, sub-assembly, key-in-knob Yale 5300, 5400, 6200 Knobs	
20-228		Primus, sub-assembly, key-in-knob for Yale 5300LN, 5400LN Levers	
20-226		Primus, sub-assembly, key-in-knob cylinder for Corbin Russwin CK4200	
20-227		Primus, sub-assembly, key-in-knob cylinder for Corbin Russwin CL3400, CL3600	
20-229		Primus, sub-assembly, key-in-knob cylinder for Corbin Russwin CL3300	



A & H-Series Knob Cylinder Reference Table

Function	Design	Cylinder Mechanism	Complete Cylinder	Price Each		Keyway Type	Plug (See CYL-53)	Shell (See CYL-55)	Tailpiece (See CYL-14)
				Open	Restricted				
Standard Functions	Except Orbit	Conventional	21-002	\$58.00	\$74.00	Classic	33-137	A508-653	A301-337
		Everest 29 SL	91-004			Everest B & Everest 29 R	33-213		
		Primus	20-724	129.00		Classic	33-136	A508-655	
		Primus-XP	20-724-XP			Everest & Everest 29	33-119		
		Everest 29 SL Primus XP	91-704-XP	129.00		Everest B & Everest 29 R	33-214	A508-661	
		Primus UL437	20-524			Classic	33-154	A508-655	
	Primus UL437-XP	20-524-XP	159.00		Everest & Everest 29	33-221			
	Orbit Except A73 Function	Conventional			21-002-122	58.00	74.00	Classic	33-137
		Everest 29 SL	91-005	Everest B & Everest 29 R	33-213				
		Primus	20-724-122	129.00		Classic	33-136	A508-655	
		Primus-XP	20-724-122-XP			Everest & Everest 29	33-119		
		Everest 29 SL Primus XP	91-705-XP	129.00		Everest B & Everest 29 R	33-214	A508-661	
		Primus UL437	20-524-122			Classic	33-154	A508-655	
	Primus UL437-XP	20-524-122-XP	159.00		Everest & Everest 29	33-221			
	A73 Orbit	Conventional			Complete cylinder discontinued but may be assembled in the field.	-		Classic	33-137
		Primus	Everest & Everest 29	33-138					
		Primus-XP	Classic	33-136				A508-655	
		Primus UL437	Everest & Everest 29	33-119					
Primus UL437-XP		Everest & Everest 29	33-221						
A85, H185 Faculty Restroom	Except Orbit	Conventional	21-003	86.00	102.00	Classic	33-216	A508-653	A501-991 & C503-767
	Orbit		21-003-168			86.00	102.00		Classic
					Everest & Everest 29			33-235	
							Everest & Everest 29	33-235	

AD-Series Cylinder Reference Table									
Function	Design	Cylinder Mechanism	Complete Cylinder	Price Each		Keyway Type	Plug (See CYL-53)	Shell (See CYL-55)	Tailpiece (See CYL-14)
				Open	Restricted				
All Cylindrical Exit (993R, 993S, 993M) with ATH, 8AT design only	All	Conventional	23-013	58.00	74.00	Classic	33-137	A508-653	C604-243
						Everest & Everest 29	33-138		
		Everest 29 SL	91-017		74.00	Everest B and Everest 29 R	33-213	A508-660	
		Primus	20-750	129.00		Classic	33-136	A508-655	
						Everest & Everest 29	33-134		
		Primus XP	20-750-XP	129.00		Classic	33-136	A508-655	
						Everest & Everest 29	33-134		
		Everest 29 SL Primus XP	91-715-XP		129.00	Everest B and Everest 29 R	33-214	A508-661	
		Primus UL437	20-550	159.00		Classic	33-154	A508-655	
						Everest & Everest 29	33-221		
		Primus UL437 XP	20-550-XP	159.00		Classic	33-154	A508-655	
						Everest & Everest 29	33-221		
MS, MD	All	Conventional	23-118	58.00	74.00	Classic	33-137	A508-653	23538085
						Everest & Everest 29	33-138		
		Everest 29 SL	91-019		74.00	Everest B and Everest 29 R	33-213	A508-660	
		Primus	20-854	129.00		Classic	33-136	A508-655	
						Everest & Everest 29	33-134		
		Primus XP	20-854-XP	129.00		Classic	33-136	A508-655	
						Everest & Everest 29	33-134		
		Everest 29 SL Primus XP	91-721-XP		129.00	Everest B and Everest 29 R	33-214	A508-661	
		Primus UL437	20-554	159.00		Classic	33-154	A508-655	
						Everest & Everest 29	33-221		
		Primus UL437 XP	20-554-XP	159.00		Classic	33-154	A508-655	
						Everest & Everest 29	33-221		
993R 993S 993M	Except ATH, 8AT	Conventional	23-118	58.00	74.00	Classic	33-137	A508-653	23538085
						Everest & Everest 29	33-138		
		Everest 29 SL	91-019		74.00	Everest B and Everest 29 R	33-213	A508-660	
		Primus	20-854	129.00		Classic	33-136	A508-655	
						Everest & Everest 29	33-134		
		Primus XP	20-854-XP	129.00		Classic	33-136	A508-655	
						Everest & Everest 29	33-134		
		Everest 29 SL Primus XP	91-721-XP		129.00	Everest B and Everest 29 R	33-214	A508-661	
		Primus UL437	20-554	159.00		Classic	33-154	A508-655	
						Everest & Everest 29	33-221		
		Primus UL437 XP	20-554-XP	159.00		Classic	33-154	A508-655	
						Everest & Everest 29	33-221		

CYLINDERS / KEYS / AUXILIARY

CYL-11

Keys

CL-Series

AL-Series Cylinder Reference Table

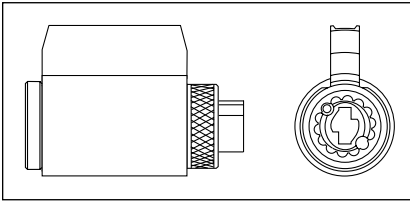
Function	Design	Cylinder Mechanism	Complete Cylinder	Price Each		Keyway Type	Plug (See CYL-53)	Shell (See CYL-55)	Tailpiece (See CYL-14)
				Open	Restricted				
Standard Functions	All	Conventional	21-020	\$58.00	\$74.00	Classic	33-137	A508-653	A700-031
		Everest 29 SL	91-006			Everest & Everest 29	33-138		
		Primus	20-728	129.00	Classic	33-136	A508-655		
		Primus-XP	20-728-XP		Everest & Everest 29	33-119			
		Everest 29 SL Primus XP	91-706-XP	129.00	Everest B & Everest 29 R	33-214	A508-661	A700-031	
		Primus UL437	20-528		Classic	33-154	A508-655		
		Primus UL437-XP	20-528-XP	159.00	Everest & Everest 29	33-221			
AL85 Faculty Restroom	Conventional	21-021	86.00		102.00	Classic	33-216	A508-653	A700-023
				Everest & Everest 29		33-235			

D-Series Knob Cylinder Reference Table

Function	Door Thickness	Cylinder Mechanism	Complete Cylinder	Price Each		Keyway Type	Plug (See CYL-53)	Shell (See CYL-55)	Tailpiece (See CYL-14)
				Open	Restricted				
Standard Functions	Standard	Conventional	23-001	\$58.00	\$74.00	Classic	33-137	A508-653	C603-524
		Everest 29 SL	91-016			Everest & Everest 29	33-138		
		Primus	20-748	129.00	Classic	33-136	A508-655		
		Primus-XP	20-748-XP		Everest & Everest 29	33-119			
		Everest 29 SL Primus XP	91-714-XP	129.00	Everest B & Everest 29 R	33-214	A508-661		
		Primus UL437	20-548		Classic	33-154	A508-655		
	Primus XP UL437	20-548-XP	159.00	Everest & Everest 29	33-221				
	2" - 2 1/2"	Conventional		21-002	58.00	74.00	Classic	33-137	A508-653
		Everest 29 SL	91-004	74.00	Everest B & Everest 29 R	33-213	A508-660		
		Primus	20-724	129.00	Classic	33-136	A508-655		
		Primus-XP	20-724-XP		Everest & Everest 29	33-119			
		Everest 29 SL Primus XP	91-704-XP	129.00	Everest B & Everest 29 R	33-214	A508-661		
Primus UL437		20-524	159.00		Classic	33-154	A508-655		
Primus XP UL437	20-524-XP	Everest & Everest 29		33-221					
D85 Faculty Restroom	Standard	Conventional	23-003	86.00	102.00	Classic	33-216	A508-653	C604-106 w/ C503-767
						Everest & Everest 29	33-235		
	2" - 2 1/2"	Conventional	23-003-098	86.00	102.00	Classic	33-216		
						Everest & Everest 29	33-235		

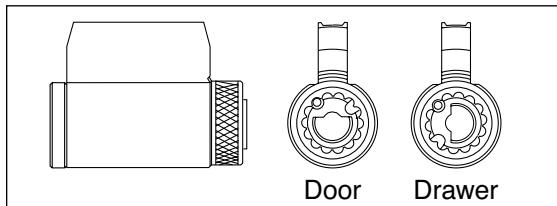
D-Series Lever Cylinder Reference Table									
Function	Door Thickness	Cylinder Mechanism	Complete Cylinder	Price Each		Keyway Type	Plug (See CYL-53)	Shell (See CYL-55)	Tailpiece (See CYL-14)
				Open	Restricted				
Standard Functions	Standard	Conventional	23-013	\$58.00	\$74.00	Classic	33-137	A508-653	C604-243
						Everest & Everest 29	33-138		
		Everest 29 SL	91-017		74.00	Everest B & Everest 29 R	33-213	A508-660	
		Primus	20-750	129.00		Classic	33-136	A508-655	
		Primus-XP	20-750-XP	129.00		Everest & Everest 29	33-119		
		Everest 29 SL Primus XP	91-715-XP		129.00	Everest B & Everest 29 R	33-214	A508-661	
		Primus UL437	20-550	159.00		Classic	33-154	A508-655	
Primus UL437-XP	20-550-XP	159.00		Everest & Everest 29	33-221				
D85 Faculty Restroom		Conventional	23-014	86.00	102.00	Classic	33-216	A508-653	C604-348 w/ C503-767
						Everest & Everest 29	33-235		

ND-Series Lever Cylinder Reference Table									
Function	Door Thickness	Cylinder Mechanism	Complete Cylinder	Price Each		Keyway Type	Plug (See CYL-53)	Shell (See CYL-55)	Tailpiece (See CYL-14)
				Open	Restricted				
Standard Functions	Standard	Conventional	23-065	\$58.00	\$74.00	Classic	33-137	A508-653	N523-022
						Everest & Everest 29	33-138		
		Everest SL (R/B Keyways only)	91-018		74.00	Everest B & Everest 29 R	33-213	A508-660	
		Primus	20-765	129.00		Classic	33-136	A508-655	
		Primus-XP	20-765-XP	129.00		Everest & Everest 29	33-119		
		Everest SL Primus XP (R/B Keyways only)	91-718-XP		129.00	Everest B & Everest 29 R	33-214	A508-661	
		Primus UL437	20-565	159.00		Classic	33-154	A508-655	
Primus UL437-XP	20-565-XP	159.00		Everest & Everest 29	33-221				
ND85 Faculty Restroom		Conventional	23-000	86.00	102.00	Classic	33-216	A508-653	N523-123 w/ C503-767
						Everest & Everest 29	33-235		



S, S200 (Lever Only) Cylinder Reference Table

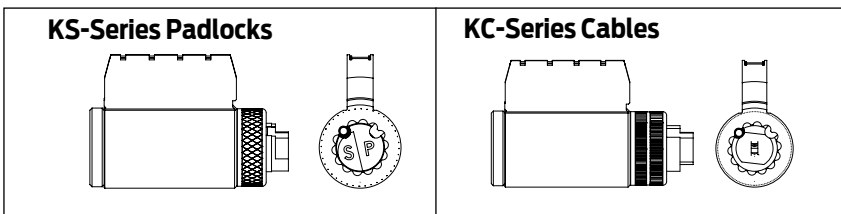
Cylinder Mechanism	Design	Complete Cylinder	Price Each		Keyway Type	Plug (See CYL-53)	Shell (See CYL-55)	Tailpiece (See CYL-14)	Sleeve
			Open	Restricted					
Conventional	Keyed Levers	21-059	\$58.00	\$74.00	Classic	33-137	A508-653	S605-231	S605-192
					Everest & Everest 29	33-138			
Everest 29 SL		91-007		74.00	Everest B & Everest 29 R	33-213	A508-660		
Primus		20-752	129.00		Classic	33-136	A508-655		
					Everest & Everest 29	33-119			
Primus-XP		20-752-XP	129.00		Everest B & Everest 29 R	33-214	A508-661		
Everest 29 SL Primus XP		91-772-XP				129.00	Classic		
Primus UL437		20-552	159.00		Everest & Everest 29	33-221			
Primus UL437-XP		20-552-XP				159.00			



Door Drawer

CL-Series Cabinet Lock Cylinder Reference Table

Application	Cylinder Mechanism	Complete Cylinder	Price Each		Keyway Type	Plug (See CYL-53)	Shell (See CYL-55)	Actuator (See CYL-15)
			Open	Restricted				
Door	Conventional	20-172	\$58.00	\$74.00	Classic	33-137	A508-653	CL10-360
	Everest 29 SL	91-001			74.00	Everest B & Everest 29 R		
	Primus	20-772	129.00		Classic	33-136	A508-655	
	Primus XP	20-772-XP			Everest & Everest 29	33-119		
	Everest 29 SL Primus XP	91-719-XP	129.00	Everest B & Everest 29 R	33-214	A508-661		
	Primus UL437	20-572		159.00		Classic	33-154	
	Primus XP UL437	20-572-XP	Everest & Everest 29			33-221		
Drawer	Conventional	20-174	58.00	74.00	Classic	33-137	A508-653	
	Everest 29 SL	91-002			74.00	Everest B & Everest 29 R		
	Primus	20-774	129.00		Classic	33-136	A508-655	
	Primus XP	20-774-XP			Everest & Everest 29	33-119		
	Everest 29 SL Primus XP	91-720-XP	129.00	Everest B & Everest 29 R	33-214	A508-661		
	Primus UL437	20-574		159.00		Classic	33-154	
	Primus XP UL437	20-574-XP	Everest & Everest 29			33-221		



KS-Series Padlocks

KC-Series Cables

Portable Security Cylinders

Application	Cylinder Mechanism	Complete Cylinder	Price Each		Keyway Type	Plug (See CYL-53)	Shell (See CYL-55)	Actuator (See CYL-15)
			Open	Restricted				
KS-Series	Conventional	47-413	\$58.00	\$74.00	Classic	33-137	A508-653	KZ32DA0
	Everest & Everest 29	33-138						
	Primus®	47-743	129.00		Classic	33-136	A508-655	
	Primus XP	47-743-XP			Everest & Everest 29	33-119		
	Primus UL437	47-542	159.00		Classic	33-154	A508-655	
Primus XP UL437	47-542-XP	Everest & Everest 29			33-221			
KC-Series	Conventional	47-414	58.00	74.00	Classic	33-137	A508-653	KZ34DA0
	Everest & Everest 29	33-138						
	Primus	47-744	129.00		Classic	33-136	A508-655	
	Primus XP	47-744-XP			Everest & Everest 29	33-119		
	Primus UL437	47-543	159.00		Classic	33-154	A508-655	
Primus XP UL437	47-543-XP	Everest & Everest 29			33-221			

For pins, springs, etc.,
see **CYL-50**.

CYLINDERS / KEYS / AUXILIARY

CYL-16

Keys

CL-Series

Tailpieces and Actuators			
Part Number	Lockset	Description	Price Each
A201-934	A73 Orbit	Classic conventional non modular cylinders	\$8.60
A301-337	A, H	Modular cylinders all keyway families (Classic, Everest, Everest 29 & Primus) <i>A301-337 requires C503-767 driver.</i>	8.60
A301-338	A, H Orbit		8.60
A301-339	A73 Orbit		8.60
A501-693	A85, H185 Orbit	Faculty Restroom function. <i>Requires C503-767 driver.</i>	9.10
A501-991	A85, H185	Faculty Restroom function. <i>Requires C503-767 driver.</i>	
A508-606	A, H	Classic conventional non modular.	2.90
A508-614	Orbit	Classic conventional non modular.	1.70
A700-031	AL	All except hotel function.	1.70
A700-023	AL85	Faculty Restroom function for Modular Cylinder. <i>Requires C503-767 driver.</i>	5.80
C604-243	D	Knobs & levers, see reference table.	1.70
C604-106	D85	Knobs, hotel function. <i>Requires C503-767 driver.</i>	5.80
C604-107	D85	Knobs, hotel function, thick door. <i>Requires C503-767 driver.</i>	10.20
C604-348	D85	Levers, hotel function. <i>Requires C503-767 driver.</i>	6.00
N523-022	ND	Modular cylinders all keyway families (Classic, Everest, Everest 29 & Primus).	1.70
N523-023	ND	Classic Conventional (silver) non modular.	1.70
N523-123	ND85	Faculty Restroom function. <i>Requires C503-767 driver.</i>	5.50
S605-228	S, S200	Classic Conventional non modular.	2.60
S605-231	S, S200	Modular cylinders all keyway families (Classic, Everest, Everest 29 & Primus).	9.10

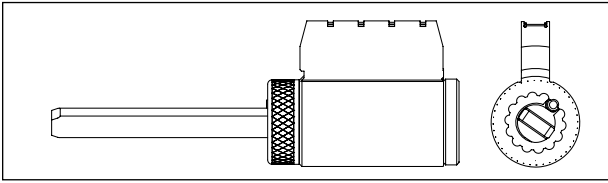
Hotel Function Indicator Pins, Etc.		
Part Number	Description	Price Each
C503-767	Driver for hotel tailpieces	\$1.90
C603-195*	Obstruction pin, Classic	1.50
C604-144	Indicator pin spring, Classic (order in multiples of 100)	0.24
C604-362	Obstruction pin, Everest & Everest 29	1.50
C604-368	Indicator pin, Everest & Everest 29	4.60
C604-369	Indicator pin spring, Everest & Everest 29 (order in multiples of 100)	0.24
C604-371	Indicator pin, Classic (except Reverse sections)	4.80
C604-372	Indicator pin, Classic (Reverse sections)	4.80

*Not compatible with Quad keyway cylinders manufactured before 1999.

AD Series Lock - Tailpieces				
Part Number	Description	Keyway	Lever Style	Price Each
C603-524	All AD Cylindrical Locks - CY	Classic non modular	All	\$1.50
	AD Exit - 993R, 993S, 993M		ATH, 8AT	
C604-243	All AD Cylindrical Locks	Modular Cylinders all keyway families (Classic, Everest, Everest 29 & Primus)	All	1.70
	AD Exit - 993R, 993S, 993M		ATH, 8AT	
23538077	All AD Mortise locks - MS, MD	Classic non modular	All	1.80
	AD Exit - 993R, 993S, 993M		Except ATH, 8AT	
23538085	All AD Mortise locks - MS, MD	Modular Cylinders all keyway families (Classic, Everest, Everest 29 & Primus)	All	1.80
	AD Exit - 993R, 993S, 993M		Except ATH, 8AT	

For pins, springs, etc., see **CYL-50**.

Miscellaneous Parts		
Part Number	Description	Price Each
CL10-301	CL-Series cylinder retaining screw	\$0.42
CL10-360	CL-Series driver	2.40
CL10-361	CL-Series actuator, 7/8" to 1 1/8" door or drawer	2.40
CL10-362	CL-Series actuator, 1 3/8" door or drawer	2.40
F605-038	F Series plug retainer (order in multiples of 100)	0.22
KZ32BB0	KS Padlocks-Series cylinder housing screw (order in multiples of 30)	1.10
KZ32DA0	KS Padlocks-Series cylinder driver (order in multiples of 30)	2.30
KZ33DC0	KC Cable-Series driver mounting screw (order in multiples of 30)	1.40
KZ34CA0	KC Cable-Series cylinder cap (order in multiples of 30)	2.00
KZ34ED0	KC Cable-Series cylinder cap pin (order in multiples of 30)	0.76
KZ34DA0	KC Cable-Series driver (order in multiples of 30)	2.40
KZ38BA1**	KS Padlocks 20, 40, 70, 80, 90 and KC-Series cylinder housing (order in multiples of 20)	8.00
KZ38BA2**	KS Padlock 10 and KC-Series cylinder housing (order in multiples of 20)	8.00
S605-192	S, S200 sleeve	1.80
S605-228	S, S200 driver	2.60
XA10-594*	Spacer for 5-pin cylinder in 6-pin A or H-Series knob	10.00
* Extended factory lead time.		
** KC-Series Cables accept both the KZ38BA1 and the KZ38BA2 cylinder housings.		



B500 Series Cylinders - Single Cylinder Deadbolts

Part Number	Description	Door Thickness	Price Each	
			Open	Restricted
22-003	Conventional	1 3/8" - 1 3/4"	\$58.00	\$74.00
91-009	Everest 29 SL (R/B Keyways only)	1 3/8" - 1 3/4"		74.00
22-004	Conventional	1 3/4" - 2 1/4"	58.00	74.00
91-010	Everest 29 SL (R/B Keyways only)	1 3/4" - 2 1/4"		74.00
20-188	Primus	1 3/8" - 1 7/8"	129.00	
20-188-XP	Primus XP	1 3/8" - 1 7/8"		
91-702-XP	Everest 29 SL Primus XP (R/B Keyways only)	1 3/8" - 1 7/8"		129.00
20-189	Primus	1 7/8" - 2 1/4"	129.00	
20-189-XP	Primus XP	1 7/8" - 2 1/4"		
91-703-XP	Everest 29 SL Primus XP (R/B Keyways only)	1 7/8" - 2 1/4"		129.00
20-190	Primus UL	1 3/8" - 1 7/8"	159.00	
20-190-XP	Primus XP UL	1 3/8" - 1 7/8"		
20-191	Primus UL	1 7/8" - 2 1/4"	159.00	
20-191-XP	Primus XP UL	1 7/8" - 2 1/4"		

B500 Series Cylinders - Double Cylinder Deadbolts*

Part Number	Description	Door Thickness	Price Each	
			Open	Restricted
22-645	Conventional	1 3/8" - 1 3/4"	\$58.00	\$74.00
91-014	Everest 29 SL (R/B Keyways only)	1 3/8" - 1 3/4"		74.00
22-646	Conventional	1 3/4" - 2 1/4"	58.00	74.00
91-015	Everest 29 SL (R/B Keyways only)	1 3/4" - 2 1/4"		74.00
20-745	Primus	1 3/8" - 1 7/8"	129.00	
20-745-XP	Primus XP	1 3/8" - 1 7/8"		
91-712-XP	Everest 29 SL Primus XP (R/B Keyways only)	1 3/8" - 1 7/8"		129.00
20-746	Primus	1 7/8" - 2 1/4"	129.00	
20-746-XP	Primus XP	1 7/8" - 2 1/4"		
91-713-XP	Everest 29 SL Primus XP (R/B Keyways only)	1 7/8" - 2 1/4"		129.00
20-545	Primus UL	1 3/8" - 1 7/8"	159.00	
20-545-XP	Primus XP UL	1 3/8" - 1 7/8"	159.00	
20-546	Primus UL	1 7/8" - 2 1/4"	159.00	
20-546-XP	Primus XP UL	1 7/8" - 2 1/4"		

* Part numbers for double sided cylinders represent one cylinder only.

B500 Series Cylinders - B561 One-Way Deadbolt

Part Number	Description	Door Thickness	Price Each	
			Open	Restricted
22-069	Conventional	1 3/8" - 2 1/4"	\$58.00	\$74.00
91-011	Everest 29 SL (R/B Keyways only)	1 3/8" - 2 1/4"		74.00
20-071	Primus	1 3/8" - 2 1/4"	129.00	
20-071-XP	Primus XP	1 3/8" - 2 1/4"		
91-701-XP	Everest 29 SL Primus XP (R/B Keyways only)	1 3/8" - 2 1/4"		
20-072	Primus UL	1 3/8" - 2 1/4"	159.00	
20-072-XP	Primus XP UL	1 3/8" - 2 1/4"		

B500 Series Cylinder Parts

Cylinder Mechanism	Complete Cylinder	Keyway Type	Plug	Shell
Conventional	See single & double cylinder part numbers listed above	Classic	33-137	A508-653
Everest 29 SL		Everest & Everest 29	33-138	
		Everest 29 (R/B Keyways only)	33-213	A508-660
Primus/Primus XP		Classic	33-136	A508-655
		Everest & Everest 29	33-119	
Everest 29 SL Primus XP		Everest 29 (R/B Keyways only)	33-214	A508-661
Primus UL/Primus XP UL	Classic	33-154	A508-655	
	Everest & Everest 29	33-221		

Tailpieces			
Part Number	Description	Door Thickness	Price Each
Single Cylinder, B560P, B563P	B520-651	1 3/8" - 1 3/4"	\$2.50
	B520-652	<1 3/4" - 2 1/4"	
Single Cylinder, B560GD, B560BD, B563GD, B563BD	B202-957	1 3/8" - 2 1/4"	
Single Cylinder, B560R, B563R	B600-041	1 3/8" - 2 1/4"	
Single Cylinder, B561	B520-667	1 3/8" - 2 1/4"	
Double Cylinder, B562P (Classic Non-Modular)	B600-045*	1 3/8" - 1 3/4"	
	B600-046*	<1 3/4" - 2 1/4"	
Double Cylinder, B562P (Everest/Primus, Classic Modular)	B600-085*	1 3/8" - 1 3/4"	
	B600-086*	<1 3/4" - 2 1/4"	
Double Cylinder, B562GD, B562BD	B202-580*	1 3/8" - 2 1/4"	
Double Cylinder, B562R	B600-040*	1 3/8" - 2 1/4"	
Keyless B580, B581	B600-041	1 3/8" - 2 1/4"	
Keyless B571	B520-653	1 3/8" - 2 1/4"	

* Order two of each for double cylinder deadbolts.

Miscellaneous Parts		
Part Number	Description	Price Each
36-086*	Collar (Trim ring)	\$8.70
B600-071	Washer	0.76
B300-108	Cylinder Retaining Screw	1.30
B520-541	Security insert for collar	9.60
B302-043*	Housing, outside cylinder, conventional	30.00
B520-648	Housing, inside cylinder, conventional	30.00
B600-092*	Inside snap-on faceplate only, for all non-IC double cylinder deadlocks	2.50

* Specify finish: 605, 606, 609, 612, 613, 619, 625, 626, and 643e.

B500 Series IC Housings				
Cylinder Type	Housing	Part Number*	Door Thickness	Price Each
Single Cylinder, Small Format Interchangeable Core	Outside	B610-204	1 3/8" - 2 1/4"	\$52.30
Single Cylinder, Full Size Interchangeable Core	Outside	B610-203	1 3/8" - 2 1/4"	56.30
Double Cylinder, Small Format Interchangeable Core	Outside	B610-204	1 3/8" - 2 1/4"	52.30
	Inside	B610-281**	1 3/8" - 2 1/4"	52.30
Double Cylinder, Full Size Interchangeable Core	Outside	B610-205	1 3/8" - 2 1/4"	56.30
	Inside	B610-028**	1 3/8" - 2 1/4"	53.90

* Specify finish: 605, 606, 609, 612, 613, 619, 625, 626, and 643e.
 ** Inside housing does not include snap-on faceplate.

Miscellaneous Parts for B500 Series IC Cylinders		
Part Number	Description	Price Each
B600-029	Driver, B560/562J	\$4.80
B610-032	Cotter pin for tailpiece, B560/562J (1 = pack of 50)	41.30
B600-106	Driver, SFIC	15.40
B600-107	Throw member, SFIC	2.80
B600-108	Waldes retaining ring, B560/562BD (multiples of 100)	0.32
B610-014*	Inside snap-on faceplate for SFIC double cylinder deadlocks	8.60
B610-031*	Inside snap-on faceplate for full size IC double cylinder deadlocks	9.20
B610-040	Tailpiece and cotter pin, B562J	13.40
B610-041	Tailpiece and cotter pin, B560J	13.10

* Specify finish: 605, 606, 609, 612, 613, 619, 625, 626, and 643e.

CYLINDERS / KEYS / AUXILIARY

CYL-20

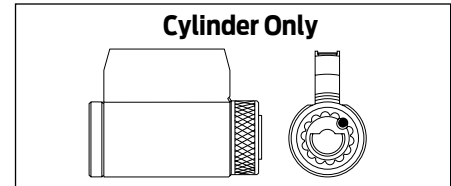
Keys

CL-Series

Cylinders Only, B250, H, and S200-Series (S200 ordered before Feb, 2008)

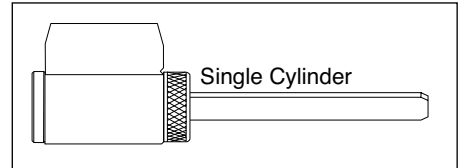
Description	Part Number	Price Each	
		Open	Restricted
5-Pin C, CE, E, F only	22-001	\$58.00	\$74.00
6-Pin Conventional	22-002		
Primus	20-729*	129.00	
Primus XP	20-188-XP		
Primus UL 437	20-529*	159.00	
Primus XP UL437	20-529-XP*		

* Must be used in locks with universal housings (B202-824 or B202-825).



Cylinders Only S200 ordered after Feb, 2008

Description	Part Number	Price Each	
		Open	Restricted
6-Pin Conventional	22-081	\$58.00	\$74.00
Primus	24-769	129.00	
Primus XP	24-769-XP		
Primus UL 437	24-569	159.00	
Primus XP UL437	24-569-XP		

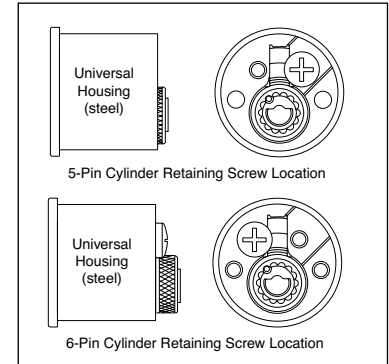


Cylinders CS200-Series

Description	Part Number	Price Each	
		Open	Restricted
6-Pin Conventional	22-093	\$58.00	\$74.00

Housings With and Without Cylinders (S200 ordered before Feb, 2008)

Series	Housing	Description	Outside	Inside	Price Each	
					Open	Restricted
B250, B400, E/B (Primus only), H (except H160), S200	Universal (steel)	5-Pin C, CE, E, F	22-017	22-018	\$86.00	
		6-Pin Conventional	22-019	22-020	86.00	
		Primus	20-730	20-731	158.00	
		Primus XP	20-730-XP	20-731-XP	158.00	
		Primus UL437	20-530	20-531	187.00	
		Primus UL437 XP	20-530-XP	20-531-XP	187.00	
		Housing only	B202-824	B202-825	25.80	

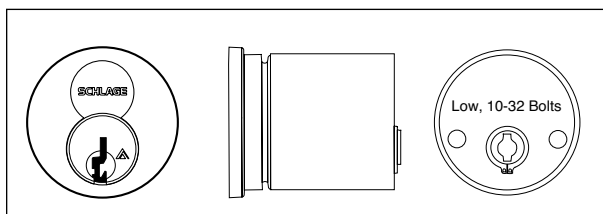


Cylinders & Housings, S200-Series (For Locks after Feb 26, 2008)

Description	Part Number	Price Each	
		Open	Restricted
6-Pin Conventional	22-082	\$86.00	
Primus	24-770	158.00	
Primus XP	24-770-XP	158.00	
Primus UL437	24-570	187.00	
Primus XP UL437	24-570-XP	187.00	
Housing only	B202-824	25.80	

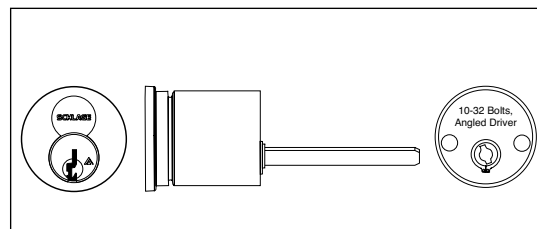
Cylinder Retaining Screw

Description	Part Number	Price Each
B520-298	Retaining screw for all models above	\$0.72



B250, H and S200-Series Interchangeable Core Cylinders				
Series	Core Mechanism	Side	Part Number	Price Each
B250, H, S200	Housing Less Core	Outside	22-061	\$63.00
		Inside	22-062	
<i>Finishes: 605, 606, 609, 612, 613, 625 and 626 for housings; 606 and 626 for cores and cylinders only.</i>				

Cylinders S200-Series (For Locks after Feb 26, 2008)		
Description	Part Number	Price Each
Housing Less Core	S306-135	\$66.00
<i>Finishes: 605, 606, 609, 612, 613, 625 and 626 for housings; 606 and 626 for cores and cylinders only.</i>		



Miscellaneous Parts for B250 Series IC Cylinders		
Part Number	Description	Price Each
36-086*	Collar (Trim ring)	\$8.70
B520-235	Driver	4.80
B520-240	Waldes retainer (order in multiples of 100)	0.50
B520-541	Security insert for collar	9.60
<i>* Specify finish: 605, 609, 612, 613, 625, 626.</i>		

Miscellaneous S200-Series (For Locks after Feb 26, 2008)		
Part Number	Description	Price Each
36-086*	Collar (Trim ring)	\$8.70
B520-541	Security insert for collar	9.60
B600-029	Driver	4.80
B600-032	Cotter Pin (order in multiples of 100)	0.48
B600-041	Tailpiece (IC)	2.50
B520-685	Tailpiece	2.50
B600-071	Washer	0.76

For cores,
see **CYL-42**

CYLINDERS / KEYS / AUXILIARY

CYL-22

Keys

CL-Series

Collars (Trim Rings and Security Inserts), B250, H, and S200-Series			
Part Number	Specify Finish	Description	Price Each
02-037	·	MD160 Series decorative cylinder rose, specify design	\$9.60
36-066	·	Trim ring, 1/8"	8.30
36-067	·	Trim ring, 7/16"	11.60
36-068		Security insert, 1/8"	5.20
36-069		Security insert, 7/16"	10.00
36-070		Security insert pack, 36-068 1/8" and 36-069 7/16"	15.30
36-071	·	Trim ring and security insert pack, 36-066 and 36-068 1/8"	13.30
36-072	·	Trim ring and security insert pack, 36-067 and 36-069 7/16"	21.30
B520-541		Security insert, 1" for interchangeable core	10.20
36-085	·	Trim ring and security insert pack, B520-541 and 36-086 1"	24.70
36-086	·	Trim ring, 1"	8.70

Lazy Tailpieces, B250, H, and S200-Series					
Part Number	Description	Price Each	Part Number	Description	Price Each
B202-267	Single cylinder 1.180"	\$2.20	B220-032	Double cylinder 1.031"	\$2.40
B202-269	Double cylinder 0.810"	2.20	B220-036	Double cylinder 1.375"	6.60
B202-369	Double cylinder 0.685"	2.20	B502-999	S200 2.500"	3.40
B202-370	Double cylinder 0.550"	2.20	B520-236	Double cylinder 1.325"	4.80
B202-453	Double cylinder 0.622"	7.60	B520-237	Double cylinder 1.100"	4.80
B202-557	Single cylinder 1.850"	2.20	B520-242	Single cylinder 2.200"	11.10
B202-558	Single cylinder 2.000"	2.20	B520-243	Single cylinder 2.600"	11.10
B202-580	Double cylinder 0.450"	2.40	B590-443	Single cylinder 1.470"	2.50
B202-957	Single cylinder 1.410"	2.40	E205-204	Single cylinder 3" breakoff	7.90

Drivers for Lazy Tailpieces		
Part Number	Description	Price Each
B520-375	Classic Non Modular	\$2.50
B502-949	Modular Cylinder All Keyway Families (Classic, Everest, Everest 29 & Primus)	1.50

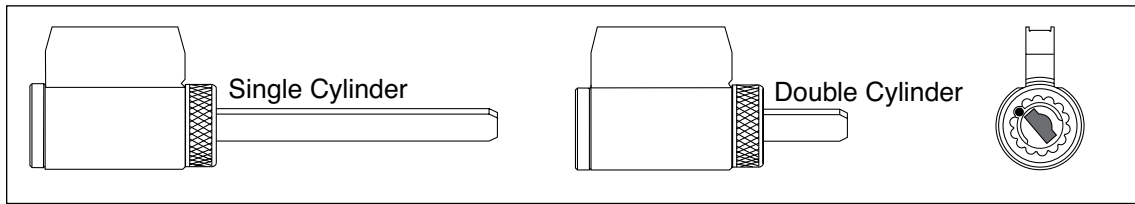
Tailpieces and Collars Application Chart, B250, H, and S200-Series (Continued)					
Model/Function	Cylinder	Door Thickness	Tailpiece (See CYL-20)	Collar(s) (See CYL-20)	
B250	5-Pin	1 5/16" – 1 5/8"	B202-558	7/16" + 1/8"	
		1 11/16" – 2 1/4"	B202-558	7/16"	
		over 2 1/4" – 2 9/16"	B202-558	1/8"	
	6-Pin	1 5/16" – 1 3/8"	B202-558	Two 1/8" & One 7/16"	
		1 7/16" – 1 15/16"	B202-558	7/16" + 1/8"	
		2" – 2 3/8"	B202-558	7/16"	
		over 2 3/8" – 2 9/16"	E205-204	7/16"	
		2 5/8" – 2 3/4"	B202-558	1/8"	
	IC	1 5/16" – 1 1/2"	B520-242	1" + 1/8"	
		over 1 1/2" – 2 1/8"	B520-242	1"	
		over 2 1/8" – 2 3/8"	B520-243		
		over 2 3/8" – 2 5/8"	B520-243	7/16" + 1/8"	
		over 2 5/8" – 3 1/8"	B520-242	7/16"	
	B252	5-Pin	1 5/16" – 1 3/8"	B202-370	7/16" + 1/8"
			1 1/2" – 1 5/8"	B202-269	
1 11/16" – 1 15/16"			B202-580	7/16"	
2" – 2 3/8"				B202-269	
2 7/16" – 2 11/16"			B202-453	1/8"	
2 3/4" – 2 7/8"			B202-269		
6-Pin		1 3/16" – 1 3/8"	B202-269	Two 1/8"	
		1 7/16" – 1 1/2"	B202-370	7/16" + 1/8"	
		1 9/16" – 1 15/16"	B202-369		
		2" – 2 3/16"	B202-370	7/16"	
		2 1/4" – 2 11/16"	B202-269		
		2 3/4" – 2 13/16"	B202-370	1/8"	
		2 7/8" – 3 1/8"	B202-369		
IC		1 5/16" – 1 5/8"	B520-237	1" + 1/8"	
		over 1 5/8" – 1 7/8"	B520-237	1"	
		over 1 7/8" – 2 1/8"	B520-236	1"	
		over 2 1/8" – 2 3/8"	B520-236	7/16" + 1/8"	
over 2 5/8" – 3 1/8"		B520-236	7/16"		
H except discontinued H160		5-Pin	1 3/8"	B202-558	7/16" + 1/8"
			1 3/4"		7/16"
	6-Pin	1 3/8"	7/16" + two 1/8"		
		1 3/4"	7/16" + 1/8"		
	IC	1 3/8"	B520-242		1" + 1/8"
		1 3/4"			1"
S200 (for locks ordered before February 2008)	6-Pin	1 3/8" – 1 5/8"	B502-999	1" + 1/8"	
		1 5/8" – 2"		1"	
	IC	1 3/8" – 1 5/8"	B520-242	1" + 1/8"	
		1 5/8" – 2"	B520-243	1"	

CYLINDERS / KEYS / AUXILIARY

CYL-23

Keys

CL-Series



B600/700/800-Series Cylinder Reference Table

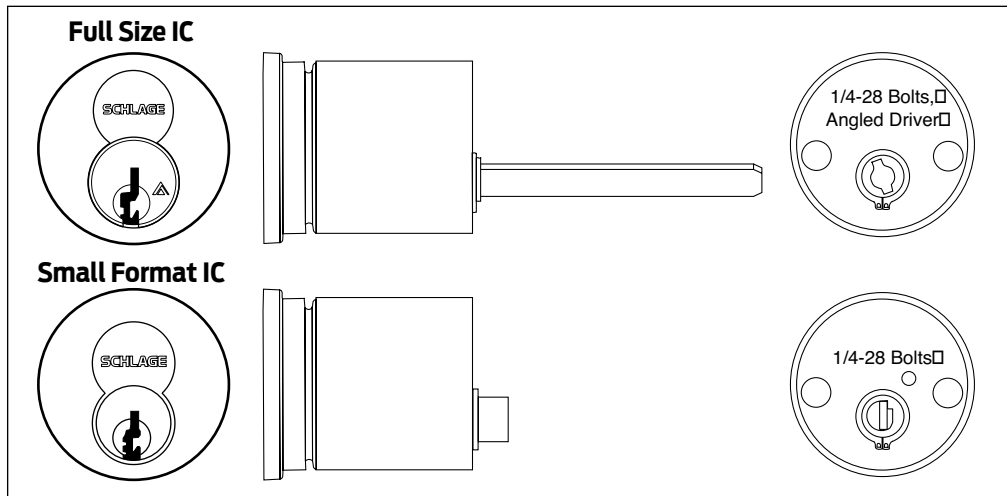
Cylinder Mechanism	Function	Door Thickness	Cylinder Less Housing	Price Each		Keyway Type	Plug (See CYL-53)	Shell (See CYL-55)	Tailpiece (See CYL-26)
				Open	Restricted				
B600-Series Conventional	B660, B663	1 3/8" - 2 1/2"	22-644	\$58.00		Classic	33-167	A508-653	B610-084
Everest 29 SL			91-032			Everest & Everest 29	33-186		
						Everest B & Everest 29 R	33-213		
B600-Series Conventional	B661, B664	1 3/8" - 2"	22-642	58.00		Classic	33-167	A508-653	B610-082
Everest 29 SL			91-030			Everest & Everest 29	33-186		
						Everest B & Everest 29 R	33-213		
B600-Series Conventional	B662	2" - 2 1/2"	22-643	58.00		Classic	33-167	A508-653	B610-083
Everest 29 SL			91-031			Everest & Everest 29	33-186		
						Everest B & Everest 29 R	33-213		
B600-Series Conventional	B662	1 3/8" - 2"	22-085	58.00		Classic	33-167	A508-653	B610-085
Everest 29 SL			91-028			Everest & Everest 29	33-186		
						Everest B & Everest 29 R	33-213		
B600-Series Conventional	B662	2" - 2 1/2"	22-086	58.00		Classic	33-167	A508-653	B610-086
Everest 29 SL			91-029			Everest & Everest 29	33-186		
						Everest B & Everest 29 R	33-213		
B700-Series Primus	B760, B763	1 3/8" - 2 1/2"	20-744	129.00		Classic	33-136	A508-655	B610-084
						Everest & Everest 29	33-119		
	B761, B764	1 3/8" - 2"	20-742			Classic	33-136		B610-082
						Everest & Everest 29	33-119		
	B762	2" - 2 1/2"	20-743			Classic	33-136		B610-083
						Everest & Everest 29	33-119		
		1 3/8" - 2"	20-745			Classic	33-136		B610-085
						Everest & Everest 29	33-119		
	2" - 2 1/2"	20-746	Classic	33-136	B610-086				
			Everest & Everest 29	33-119					
B700-Series Primus-XP	B760-XP, B763-XP	1 3/8" - 2 1/2"	20-744-XP	129.00		Classic	33-136	A508-655	B610-084
Everest 29 SL Primus XP			91-711-XP			Everest & Everest 29	33-119		
B700-Series Primus-XP	B761-XP, B764-XP	1 3/8" - 2"	20-742-XP	129.00		Classic	33-136	A508-655	B610-082
Everest 29 SL Primus XP			91-709-XP			Everest & Everest 29	33-119		
						Everest B & Everest 29 R	33-214		
B700-Series Primus-XP	B761-XP, B764-XP	2" - 2 1/2"	20-743-XP	129.00		Classic	33-136	A508-655	B610-083
Everest 29 SL Primus XP			91-710-XP			Everest & Everest 29	33-119		
						Everest B & Everest 29 R	33-214		
B700-Series Primus-XP	B762-XP	1 3/8" - 2"	20-745-XP	129.00		Classic	33-136	A508-655	B610-085
Everest 29 SL Primus XP			91-712-XP			Everest & Everest 29	33-119		
						Everest B & Everest 29 R	33-214		
						Classic	33-136		A508-655
Everest 29 SL Primus XP	91-713-XP	Everest & Everest 29	33-119						
		Everest B & Everest 29 R	33-214						

B600/700/800-Series Cylinder Reference Table (continued)									
Cylinder Mechanism	Function	Door Thickness	Cylinder Less Housing	Price Each		Keyway Type	Plug (See CYL-53)	Shell (See CYL-55)	Tailpiece (See CYL-26)
				Open	Restricted				
B800-Series Primus UL437	B860, B863	1 3/8" – 2 1/2"	20-544	\$159.00		Classic	33-154	A508-655	B610-084
						Everest & Everest 29	33-221		B610-082
	B861, B864	1 3/8" – 2"	20-542			Classic	33-154		B610-083
						Everest & Everest 29	33-221		B610-085
		2" – 2 1/2"	20-543			Classic	33-154		B610-086
						Everest & Everest 29	33-221		
	B862	1 3/8" – 2"	20-545			Classic	33-154		
						Everest & Everest 29	33-221		
		2" – 2 1/2"	20-546			Classic	33-154		
						Everest & Everest 29	33-221		
B800-Series Primus-XP UL437	B860-XP, B863-XP	1 3/8" – 2 1/2"	20-544-XP	\$159.00		Classic	33-154	A508-655	B610-084
						Everest & Everest 29	33-221		B610-082
	B861-XP, B864-XP	1 3/8" – 2"	20-542-XP			Classic	33-154		B610-083
						Everest & Everest 29	33-221		B610-085
		2" – 2 1/2"	20-543-XP			Classic	33-154		B610-086
						Everest & Everest 29	33-221		
	B862-XP	1 3/8" – 2"	20-545-XP			Classic	33-154		
						Everest & Everest 29	33-221		
		2" – 2 1/2"	20-546-XP			Classic	33-154		
						Everest & Everest 29	33-221		

Miscellaneous Parts, B600/700/800-Series		
Part Number	Description	Price Each
B520-298	Cylinder retaining screw	\$0.72
B600-070*	7/8" Collar (trim ring) for 1 5/8" – 2 1/2" door (standard)	56.80
B600-089*	1 1/8" Collar (trim ring) for 1 3/8" – 1 5/8" door	60.30
B600-090	Inside housing only (for B662, B762 & B862)	29.70
B600-092*	Inside snap-on face plate	2.50
B610-024*	Dummy cylinder faceplate and outside housing	46.90
B610-025*	Housing, outside	29.70
B610-071	Washer	0.76
C603-098	Security disc (Order in multiples of 100)	0.34

* Specify finish: 605, 609, 612, 613, 625 and 626.

Tailpiece and Retainer Packs, B600/700/800-Series		
Part Number	Description	Price Each
B610-041	B680 (non-keyed)	\$13.10
B610-042	B661, B664 Classic Conventional Non Modular	6.80
B610-043	B661, B664 Classic Conventional thick door Non Modular	6.80
B610-044	B660, B663 Classic Conventional Non Modular	6.80
B610-045	B662 Classic Conventional Non Modular	9.00
B610-046	B662 Classic Conventional thick door Non Modular	9.00
B610-082	B661, B664 Classic Conventional Modular	6.40
B610-083	B661, B664 Classic Conventional thick door Modular	7.70
B610-084	B660, B663 Classic Conventional Modular	12.40
B610-085	B662 Classic Conventional Modular	12.40
B610-086	B662 Classic Conventional thick door Modular	12.40



B600/700-Series IC Housings Less Core			
Cylinder Type	Housing	Part Number*	Price Each
Full Size Interchangeable Core	Outside B660, B661, B663	B610-203†	\$56.30
	Outside B662	B610-205 †	
	Inside	B610-028	53.90
Small Format Interchangeable Core	Outside	B610-204†	52.30
	Inside	B610-281	

* Specify finish: 605, 609, 612, 613, 625, 626.
 † For deadbolts purchased before 10/01/2012, also requires firecups B520-657.

Miscellaneous Parts for B600/700-Series IC Cylinders		
Part Number	Description	Price Each
B202-370	Tailpiece, B662BD	\$2.30
B202-453	Tailpiece, B662BD thick door	7.90
B202-557	Tailpiece, B660BD	2.30
B220-032	Tailpiece, B661BD	2.30
B600-089*	1 1/8" Collar, B600 all IC models	60.30
B520-240	Waldes retaining ring B662J (order in multiples of 100)	0.50
B600-029	Driver, B660/662J/663J	4.80
B610-032	Cotter pin for tailpiece, B660/662J/663J (1 = pack of 50)	39.20
B600-106	Driver, SFIC	15.40
B600-107	Throw member for SFIC models	2.80
B600-108	Waldes retaining ring B660/662BD (order in multiples of 100)	0.30
B610-014*	Inside snap-on faceplate for SFIC double cylinder deadlocks	8.60
B610-031*	Inside snap-on faceplate for full size IC double cylinder deadlocks	9.20
B610-040	Tailpiece and cotter pin, B662J	13.40
B610-041	Tailpiece and cotter pin, B660J, B661J, B663J	13.10

* Specify finish: 605, 609, 612, 613, 625, 626.

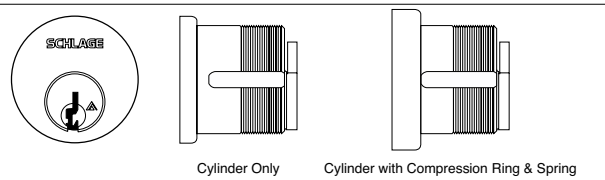
For pins, springs, etc., see **CYL-50**.

CYLINDERS / KEYS / AUXILIARY

CYL-27

Keys

CL-Series



CYLINDERS / KEYS / AUXILIARY

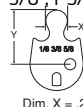

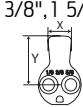
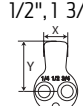


CYL-28

Keys

CL-Series





Mortise Cylinders

Schlage L-Series (except L9060 outside)

Cam	Description	Cylinder Mechanism	Complete Cylinder	Finishes Available: 605, 606, 609, 612, 613, 619, 622, 625, 626, 629, 630, 643e			
				Price Each			
				Open	Restricted		
L583-474 For cyl. length 1 1/8", 1 3/8", 1 5/8"  Dim. X = .261 Y = .644	Cylinder Only: L & N Escutcheons	Conventional	30-021	\$68.00	\$84.00		
		Primus Controlled Access	20-793	140.00			
		Primus XP Controlled Access	20-793-XP	140.00			
		Primus UL437	20-593	170.00			
		Primus XP UL437	20-593-XP	170.00			
		Hotel Function (Conventional)	30-022	112.00	128.00		
	Cylinder With Compression Ring & Spring: Rose Trim	Conventional	30-001	78.00	94.00		
		Primus Controlled Access	20-787	148.00			
		Primus XP Controlled Access	20-787-XP	148.00			
		Primus UL437	20-587	177.00			
		Primus XP UL437	20-587-XP	177.00			
		Primus Lockout	20-717	201.00			
L583-800 For cylinder length 1- 1/8" 	For modular SL cylinders introduced May 2016	Everest 29 SL (R/B Keyways only)	91-062		94.00		
		Cylinder With Compression Ring and Spring: Rose Trim	Everest 29 SL Primus XP (R/B Keyways only)	91-757-XP		148.00	
	Primus XP Lockout		20-717-XP	201.00			
	Primus UL437 Lockout		20-517	216.00			
	Primus XP UL437 Lockout		20-517-XP	216.00			
	Hotel Function (Conventional)	30-002	112.00	128.00			
L583-476 For cyl. length 1 1/8", 1 3/8", 1 5/8"  DIM X = 0.35" DIM Y = 0.72"	Cylinder with compression spring: L & N Escutcheons	Conventional	26-021	\$68.00	\$84.00		
		Primus Controlled Access	20-701	140.00			
		Primus XP Controlled Access	20-701-XP	140.00			
		Primus UL437	20-501	170.00			
		Primus XP UL437	20-501-XP	170.00			
		Conventional	20-001	78.00	94.00		
	Cylinder With Compression Ring & Spring: Rose Trim	Primus Controlled Access	20-700	148.00			
		Primus XP Controlled Access	20-700-XP	148.00			
		Primus UL437	20-500	177.00			
		Primus XP UL437	20-500-XP	177.00			
		Primus Lockout	20-715	201.00			
		Primus XP Lockout	20-715-XP	201.00			
	Cylinder with Comp. Ring & 1/8" Blocking Ring: Adams Rite 2331	Primus UL437 Lockout	20-515	216.00			
		Primus XP UL437 Lockout	20-515-XP	216.00			
		Conventional (available in 1-1/8" only)	20-002	86.00	102.00		
		L583-477 For cyl. length 1 1/4", 1 1/2", 1 3/4"  DIM X = 0.35" DIM Y = 0.72"	Cylinder With Compression Ring & Spring: Rose Trim	Primus Lockout	20-715	201.00	
				Primus XP Lockout	20-715-XP	201.00	
				Primus UL437 Lockout	20-515	216.00	
L583-802 For cylinder length 1- 1/8" 	For modular SL cylinders introduced May 2016	Everest 29 SL (R/B Keyways only)	91-051		94.00		
		L583-803 For cylinder length 1-1/4" 	Cylinder With Compression Ring and Spring: Rose Trim	Everest 29 SL Primus XP (R/B Keyways only)	91-751-XP		148.00
				Primus XP UL437 Lockout	20-515-XP	216.00	

Note: For inverted cams for dogging cylinders, add XQ11-949

Also for Schlage K-Series (discontinued), Falcon® non-deadbolt functions, Adams Rite® 2331 deadlocks, Baldwin® mortise locks, Corbin Russwin® ML2242 inside and ML2255.

Mortise Cylinders (cont'd)					
Cam	Description	Cylinder Mechanism	Complete Cylinder	Price Each	
				Open	Restricted
Adams Rite MS, 4500 and 4700 Series; Lori 4500 and Corbin Russwin DL3000 Series					
<p>L583-446 For cyl. length 1 1/8", 1 3/8", 1 5/8"</p>  <p>Dim. X = .19 Y = .57</p> <p>L583-447 For cyl. length 1 1/4", 1 1/2", 1 3/4"</p>  <p>Dim. X = .19 Y = .57</p> <p>Cylinders with these cams include set screw pack B220-050 for Adams Rite locks.</p>	Cylinder with compression spring	Conventional	26-072	\$68.00	\$84.00
	Cylinder With Compression Ring and Spring	Primus Lockout	20-718	201.00	
		Primus XP Lockout	20-718-XP	201.00	
		Primus UL437 Lockout	20-518	216.00	
		Primus XP UL437 Lockout	20-518-XP	216.00	
	Cylinder With 3/8" Blocking Ring	Conventional	20-013	78.00	94.00
		Primus Controlled Access	20-706	148.00	
		Primus XP Controlled Access	20-706-XP	148.00	
		Primus UL437	20-506	177.00	
		Primus XP UL437	20-506-XP	177.00	
Adams Rite 4070 Series					
<p>B520-743 For cyl. length 1 1/8", 1 3/8", 1 5/8"</p>  <p>Dim. X = .33 Y = .63</p> <p>B520-744 For cyl. length 1 1/4", 1 1/2", 1 3/4"</p>  <p>Dim. X = .33 Y = .63</p>	Cylinder with compression spring	Conventional	26-073	\$68.00	\$84.00
		Primus Controlled Access	20-708	140.00	
		Primus XP Controlled Access	20-708-XP	140.00	
		Primus UL437	20-508	177.00	
		Primus XP UL437	20-508-XP	177.00	
Notes:	<p>Prices apply to 1 1/8", 1 1/4" and 1 3/8". For 1 1/2", 1 5/8" and 1 3/4" add \$41.30. See Special Cylinders for 2" - 5" long cylinders.</p> <p>1 1/8" (Dim = 118) cylinders are furnished unless otherwise specified. Cylinder lengths depend on function, trim and door thickness. See page CYL-36 for required dimension.</p> <p>Primus Lockout cylinders do not use the modular design see the cams for non-modular table on page 313 for the required cams</p> <p>SL Cylinders available in 1 1/8" and 1 1/4" lengths only</p>				

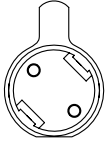
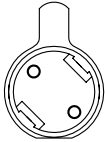
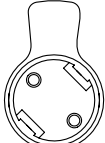
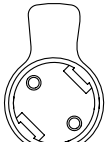
For keying in the field, order 10-piece Bulk Pack Cylinders.
Cylinders are sub-assembled to save time!
See CYL-5

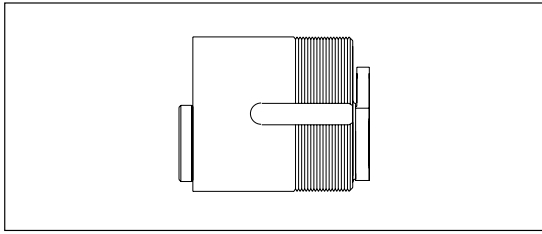
CYLINDERS / KEYS / AUXILIARY

CYL-30

Keys

CL-Series

Adams Rite MS, 4500 and 4700 Series; Lori 4500 and Corbin Russwin DL3000 Series				
Cam	Description	Cylinder Mechanism	Complete Cylinder	Price Each
				Restricted
L583-773 For cylinder length 1-1/8" 	For modular SL cylinders introduced May 2016	Everest 29 SL (R/B Keyways only)	91-060	\$94.00
L583-774 For cylinder length 1-1/4" 				
Adams Rite 4070 Series Modular Cams				
B520-788 For cylinder length 1-1/8" 	For modular SL cylinders introduced May 2016	Everest 29 SL (R/B Keyways only)	91-061	\$94.00
B520-789 For cylinder length 1-1/4" 				



Concealed Shell Mortise Cylinders						
Cam	Description	Cylinder Mechanism	Complete Cylinder	Finishes Available: 606, 626		
				Price Each		
				Open	Restricted	
Schlage L-Series (except L9060 outside)						
L583-254 Classic Conventional Dim. X = .252 Y = .638	L583-153 Everest & Primus Dim. X = .252 Y = .638	Cylinder Only: L Escutcheon	Conventional	30-004	\$86.00	\$102.00
			Primus Controlled Access	20-789	158.00	
			Primus XP Controlled Access	20-789-XP	158.00	
			Primus UL437	20-589	187.00	
			Primus XP UL437	20-589-XP	187.00	
			Hotel Function (Conventional)	30-005*	129.00	
Schlage L9060 Outside						
B502-191 Classic Conventional Dim. X = .338 Y = .71	B502-948 Everest Conventional Dim. X = .338 Y = .71	Cylinder Only: L Escutcheon	Conventional	26-023	\$86.00	\$102.00
			Primus Controlled Access	24-767	158.00	
			Primus Controlled Access-XP	24-767-XP	158.00	
			Primus UL437	24-567	187.00	
			Primus XP UL437	24-567-XP	187.00	
* Specify hand for hotel function cylinders. Not available in Primus. Emergency keys must be ordered separately. Notes: Prices apply to 1 1/8", 1 1/4" and 1 3/8". For 1 1/2", 1 5/8" and 1 3/4" add \$41.30. Extended lengths are available. See Special Cylinders. Everest hotel function cylinders are available 1 1/8", 1 1/4" and 1 3/8" only. 1 1/8" (Dim = 118) cylinders are furnished unless otherwise specified. Cylinder lengths depend on function, trim and door thickness. See page CYL-36 for required dimension. Finishes: 606 and 626.						

Cams for Competitors' Cylinders in Schlage Locks*	
	L583-197 Sargent and Yale non-IC (was XL11-758) L583-198 Corbin Russwin non-IC (was XL11-545)
	XL11-895 Corbin Russwin
* Sold separately only.	

Cams Non Modular Cylinders		
Part Number	Description	Price Each
B502-191	L9060 Straight Classic Conventional	\$3.20
B502-292	Adams Rite MS Classic Conventional	3.20
B502-380	Adams Rite 4070 Classic Conventional	11.20
B502-944	Adams Rite MS Everest® & Primus®	3.20
B502-945	Adams Rite 4070 Everest & Primus	11.20
B502-948	L9060 Straight Everest & Primus	3.20
L583-153	L-Series Everest & Primus	3.20
L583-197	L-Series for Sargent and Yale non-IC cylinders	11.20
L583-198	L-Series for Corbin Russwin non-IC cylinders	11.20
L583-254	L-Series Classic Conventional	3.20
XQ11-935*	Inverted straight Everest and Primus (dogging)	5.00
XL11-895	L-Series for Corbin Russwin	11.20
B520-254	Cam for Falcon Exit Trim	11.20

* Subject to Specials discounting and extended factory lead time.

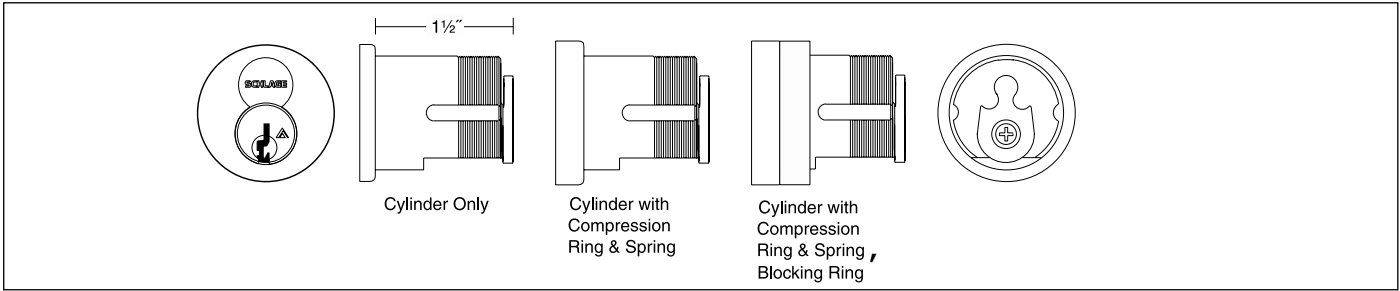
Cams - Modular Cylinders		
Part Number	Description	Price Each
L583-476	L9060 for cylinder lengths 1-1/8", 1-3/8" and 1-5/8"	\$2.80
L583-477	L9060 for cylinder lengths 1-1/4", 1-1/2" and 1-3/4"	2.80
B520-743	Cam, Cylinder Mortise. A/R 4070 for cylinder lengths 1-1/8", 1-3/8" and 1-5/8"	11.20
B520-744	Cam, Cylinder Mortise. A/R 4070 for cylinder lengths 1-1/4", 1-1/2" and 1-3/4"	11.20
L583-446	Adams Rite MS for cylinder lengths 1-1/8", 1-3/8" and 1-5/8"	2.80
L583-447	Adams Rite MS for cylinder lengths 1-1/4", 1-1/2" and 1-3/4"	2.80
L583-474	L-Series for cylinder lengths 1-1/8", 1-3/8" and 1-5/8"	2.80
L583-475	L-Series for cylinder lengths 1-1/4", 1-1/2" and 1-3/4"	2.80

Cam Screws For Non Modular Cylinders		
Part Number	Description	Price Each (Order in multiples of 100)
B502-468	Classic Conventional up to 1 3/8"	\$0.30
B502-942	Everest & Primus up to 1 3/8"	0.44
B502-943	Everest & Primus over 1 3/8"	0.60
B590-295	Classic Conventional over 1 3/8"	0.44

Cam Screws For Modular Cylinders		
Part Number	Description	Price Each (Order in multiples of 100)
B520-690	Camscrew, (5-40 x 1/2") for 1-1/8" & 1-1/4" cylinder length	\$0.20
B520-691	Camscrew, (5-40 x 3/4") for 1-3/8" & 1-1/2" cylinder length	0.40
B520-692	Camscrew, (5-40 x 1") for 1-5/8" & 1-3/4" cylinder length	0.50
Modular Cylinder Housing Screws		
B520-693	Modular Housing Screw (8-32 x 7/8")	\$1.50
B590-295	Classic Conventional over 1 3/8"	0.44

Dummy Cylinder			
Part Number	Description	Length	Price Each
38-070	Dummy cylinder only, less ring and cam	11/8", 11/4", 13/8", 11/2"	\$55.00

Note: 1) For thumbturn cylinders see page L-36.



Full Size Interchangeable Core

Cam	Description	Cylinder Mechanism	Complete Cylinder	Finishes Available: 605, 606, 609, 612, 613, 619, 622, 625, 626, 643e		
				Price Each		
				Open	Restricted	
Schlage L-Series (except L9060 outside)						
L583-255 Dim. X = .252 Y = .638	Housing Only	Housing Less Core	30-016	\$55.00		
	Cylinder With Compression Ring & Spring: L & N Escutcheons	Conventional Core	30-008*	130.00	146.00	
		Primus® Core	20-798	217.00		
		Primus® XP Core	20-798-XP	217.00		
		Faculty Res. Function Core	30-010**	130.00		
		Housing Less Core	30-007	63.00		
	Cylinder With Compression Ring, Spring & 3/8" Blocking Ring Rose Trim	Conventional Core	30-138*	143.00	159.00	
		Primus Core	20-776	232.00		
		Primus XP Core	20-776-XP	232.00		
		Faculty Res. Function Core	30-140**	143.00		
Housing Less Core		30-137	76.00			
Schlage L9060 Outside						
K510-680 Dim. X = .338 Y = .778	Housing Only	Housing Less Core	30-032	\$55.00		
	Cylinder With Compression Ring & Spring: L & N Escutcheons	Conventional Core	30-030*	130.00	146.00	
		Primus Core 20-782	20-782	217.00		
		Primus XP Core	20-782-XP	217.00		
	Cylinder With Compression Ring, Spring & 1/2" Blocking Ring Rose Trim	Primus XP Core 20-783	20-783	232.00		
		Primus XP Core	20-783-XP	232.00		
Von Duprin, Monarch and Other Straight Cam Applications						
K510-730 Dim. X = .338 Y = .71 Also for Schlage K-Series (discontinued), Falcon® non-deadbolt functions, Von Duprin & Monarch exit devices, Adams Rite® 2331 deadlocks, Baldwin® mortise locks, Corbin Russwin® ML2242 inside and ML2255, Best 30H latch function. For dogging cylinders for Von Duprin exit devices, specify complete cylinder (with core) and XQ11-948.**** Available at no additional charge.	Housing Only	Housing Less Core	20-059	\$55.00		
	Cylinder With Compression Ring & Spring	Conventional Core	26-091*	130.00	146.00	
		Primus Core 20-763	20-763	217.00		
		Primus XP Core	20-763-XP	217.00		
	Housing Only with compression ring and spring	Housing Less Core	26-064	65.00		
	Cylinder With Compression Ring, Spring & 3/8" Blocking Ring	Conventional Core	20-061*	143.00	159.00	
		Primus Core 20-711	20-711	232.00		
		Primus XP Core	20-711-XP	232.00		
		Housing Less Core	26-094	75.00		

CYLINDERS / KEYS / AUXILIARY

CYL-33

Keys

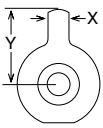
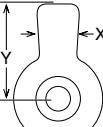
CL-Series

CYLINDERS / KEYS / AUXILIARY

CYL-34

Keys

CL-Series

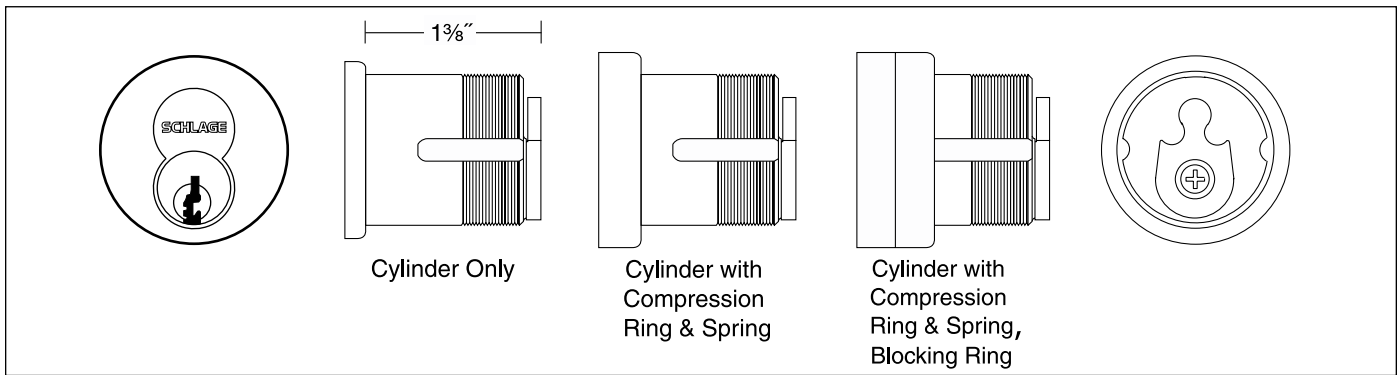
Full Size Interchangeable Core (cont'd)					
Cam	Description	Cylinder Mechanism	Complete Cylinder	Price Each	
				Open	Restricted
Adams Rite MS, 4500, 4700 Series					
K510-711  Dim. X = .187 Y = .562 Cylinders with this cam include set screw pack B220-050 for Adams Rite locks.	Cylinder Only	Housing Less Core	20-060	\$55.00	
	Cylinder With Compression Ring & Spring	Conventional Core	26-098*	130.00	146.00
	Cylinder With Compression Ring, Spring 3/16" and 3/8" Blocking Rings	Conventional Core	20-062*	152.00	168.00
		Primus® Core	20-766	246.00	
Primus® XP Core	20-766-XP	246.00			
Adams Rite 4070 Series					
B520-378  Dim. X = .323 Y = .627	Cylinder Only	Housing Less Core	20-090	\$55.00	
	Cylinder With Compression Ring, Spring 3/16" and 3/8" Blocking Rings	Conventional Core	20-091*	152.00	168.00
		Primus Core	20-722	246.00	
		Primus XP Core	20-722-XP	246.00	
Note: 2 1/4" through 5" cylinders are available. See Special Cylinders CYL-51 for more information.					

Interchangeable Core Cams		
Part Number	Description	Price Each
B520-378	Adams Rite 4070	\$11.20
K510-680	L9060 Outside	3.20
K510-711	Adams Rite MS	3.20
K510-730	Straight cam	3.20
L583-255	L-Series (except L9060 outside)	3.20
B520-698	Falcon Series MA Mortise Lock	11.60
K510-730	Cam for Falcon Exit Device Trims	3.20

Other Full Size IC Mortise Cylinder Parts		
Part Number	Description	Price Each
L583-200	Cam screw (order in multiples of 100)	\$0.36
C604-334*	Driver, universal	5.70
K510-474	Friction washer	2.50

* Will upgrade housings manufactured before March 1992 to accept Everest and Primus cores.

For plugs, shells, pins, springs, etc., see **CYL-51, CYL-52, CYL-53, CYL-55.**



CYLINDERS / KEYS / AUXILIARY

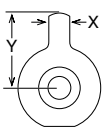
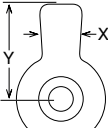
CYL-35

Keys

CL-Series

Small Format Interchangeable Core					
Cam	Description	Cylinder Mechanism	Complete Cylinder	Price Each	
Schlage L-Series (except L9060 outside)					
L583-255 Dim. X = .252 Y = .638	Cylinder With Compression Ring & Spring; L & N Escutcheons	Everest & Everest 29 Combined Core	80-308	140.00	
		Construction Core	Disposable	80-115	66.00
			Keyed	80-138	99.00
	Housing less Core		80-108	66.00	
	Cylinder With Compression Ring & Spring; and 1/4" Blocking Ring; Rose Trim	Everest & Everest 29 Combined Core		80-301	144.00
		Construction Core	Disposable	80-109	74.00
Keyed			80-131	111.00	
Housing less Core		80-101	74.00		
Schlage L9060 Outside					
K510-680 Dim. X = .338 Y = .778	Cylinder With Compression Ring & Spring; L & N Escutcheons*	Everest & Everest 29 Combined Core	80-304	140.00	
		Construction Core	Disposable	80-112	66.00
			Keyed	80-134	111.00
		Housing less Core		80-104	66.00
Von Duprin, Monarch and Other Straight Cam Applications					
K510-730 Dim. X = .338 Y = .71 Also for Schlage K-Series (discontinued), Falcon® non-deadbolt functions, Von Duprin® exit devices, Adams Rite® 2331 deadlocks, Baldwin® mortise locks, Corbin Russwin® ML2242 inside and ML2255. To order dogging cylinders for Von Duprin® and Monarch® exit devices, specify complete cylinder (with core) and XQ11-948**. Available at no additional charge.	Cylinder With Compression Ring, Spring & 1/4" Blocking Ring	Everest & Everest 29 Combined Core	80-302	150.00	
		Construction Core	Disposable	80-110	74.00
			Keyed	80-132	111.00
		Housing less Core		80-102	74.00

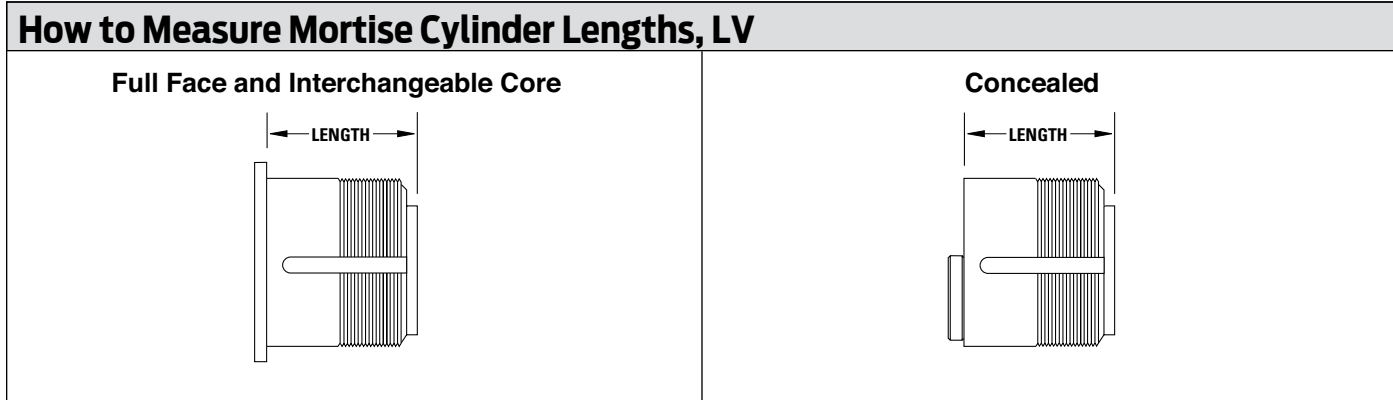
* For rose trim also order 36-082-050 blocking ring.
 ** Extended factory lead time.

Small Format Interchangeable Core (cont'd)					
Cam	Description	Cylinder Mechanism	Complete Cylinder	Price Each	
				Open	
Adams Rite MS, 4500 and 4700-Series					
K510-711  Dim. X = .187 Y = .562	Cylinder With 7/16" Blocking Ring	Everest & Everest 29 Combined Core	80-303	\$150.00	
		Construction Core	Disposable	80-111	74.00
			Keyed	80-133	111.00
		Housing less Core	80-103	74.00	
Adams Rite 4070 Series					
B520-378  Dim. X = .323 Y = .627	Cylinder With Compression Ring, Spring & 1/4" Blocking Ring	Everest & Everest 29 Combined Core	80-305	\$150.00	
		Construction Core	Disposable	80-113	74.00
			Keyed	80-135	111.00
		Housing less Core	80-105	74.00	
Notes:	Housing finishes: 605, 606, 609, 612, 613, 619, 625 and 626.				
	All SFIC cylinders with Adams Rite MS or 4070 cams are furnished with set screw pack B220-050.				
	Cylinder and Blocking Ring combinations are based on 1-3/4" door thickness.				

Interchangeable Core Cams		
Part Number	Description	Price Each
B520-378	Adams Rite 4070	\$11.80
K510-680	L9060 Outside	3.30
K510-711	Adams Rite MS	3.30
K510-730	Straight cam	3.20
L583-255	L-Series (except L9060 outside)	3.20

Other Full Size IC Mortise Cylinder Parts		
Part Number	Description	Price Each
B520-484	Cam screw (order in multiples of 100)	0.38
B520-483	Throw member (driver)	5.70
B220-050	Adams Rite set screw pack	2.50

For pins, springs, etc.,
see **CYL-50**.



Cylinder and Length Requirements, L-Series

Function	Trim	Cylinder	Door Thickness				
			13/8"	13/4"	2"	2 1/4"	
			Dimension				
L9050, L9056, L9070, L9076, L9080, L9080EL/EU, L9453, L9456, L9460 per XL11-886 or XL-635, L9464 per XL11-886, L9465, L9473, L9480	L460, L464, L9460, L9464	Rose	118				
	—	Escutcheon	118	114	138	112	
	—	Concealed	118	114	138	112	
L9485 per XL11-557	—	Rose	118				
		Escutcheon	—	114	138	112	
		Concealed	—	114	138	112	
L9486	—	Rose	114	138	112	158	
		Escutcheon	118	114	138	112	
		Concealed	118	114	138	112	
L9496	—	Rose	114	138	112	158	
		Escutcheon	118	114	138	112	
		Concealed	118	114	138	112	
L9060, L9071, L9077, L9082, L9082EL/EU*, L9457, L9462 per XL11-886, L9464, L9466, L9482	L462, L463, L9462, L9463	Rose	118				
	—	Escutcheon	114	—	—	—	
	—	—	30-021	—	118	114	138
—	Concealed	30-004	—	118	114	138	
L9060 Outside	—	Rose	118				
		Escutcheon	20-001	114	—	—	—
		—	26-021	—	118	114	138
—	Concealed	26-023	—	118	114	138	

Note: Blocking rings and/or compression rings may be required and must be ordered separately.

Dimensions for Mortise Cylinders

Cylinder Length	Dimension
1 1/8"	118
1 1/4"	114
1 3/8"	138
1 1/2"	112
1 5/8"	158
1 3/4"	134

Full Size IC Cylinder Blocking Ring Requirements, L-Series, LV-Series					
Function	Trim	Door Thickness			
		13/8"	13/4"	2"	21/4"
		Dimension			
L9050, L9056, L9070, L9076, L9080, L9080EL/EU, L9453, L9456, L9460 per XL11-886 or XL-635, L9464 per XL11-886, L9465, L9473, L9480	Rose	050	037	025	025
	Escutcheon	025	012	N/R	N/R
L9485 per XL11-557	Rose	—	037	025	025
	Escutcheon	—	012	N/R	N/R
L9486, L9496	Rose	012	N/R	N/R	N/R
	Escutcheon	025	012	N/R	N/R
L9060*, L9071*, L9077*, L9082*, L9457*, L9462* per XL11-886, L9466*, L9482*	Rose	—	050	043	031
	Escutcheon	025	012	N/R	N/R
L460, L464, L9460, L9464	Rose	050	037	025	025
L462*, L463*, L9462*, L9463*	Rose	—	050	043	031
Notes:	Specify blocking ring (36-082), finish and dimension.				
	Blocking ring (36-082) must be used with compression ring (36-083).				
	N/R = None Required.				
	* 2 Blocking rings required.				

Small Format IC Cylinder Blocking Ring Requirements, L-Series, LV-Series					
Function	Trim	Door Thickness			
		13/8"	13/4"	2"	21/4"
		Dimension			
L9050, L9056, L9070, L9076, L9080, L9080EL/EU, L9453, L9456, L9460 per XL11-886 or XL-635, L9464 per XL11-886, L9465, L9473, L9480	Rose	037	025	012	N/R
	Escutcheon **	N/R	N/R	N/R	N/R
L9060*, L9071*, L9077*, L9082*, L9082EL/EU*, L9457*, L9462* per XL11-886, L9464*, L9466*, L9482*	Rose	—	050	037	025
	Escutcheon	018	N/R	N/R	N/R
L9496	Rose	025	012	N/R	N/R
	Escutcheon	N/R	N/R	N/R	N/R
L460, L464, L496, L9460, L9464	Rose	037	025	012	N/R
L462*, L463*, L9462*, L9463*	Rose	—	050	037	025
Notes:	Specify blocking ring (36-082), finish and dimension.				
	Blocking ring (36-082) must be used with compression ring (36-083).				
	N/R =None Required.				
	* 2 Blocking rings required.				
	** Compression ring not required for doors over 19/16" thick.				

Dimensions for Blocking Rings	
Blocking Ring	Length Dimension
1/8"	012
3/16"	018
1/4"	025
5/16"	031
3/8"	037
7/16"	043
1/2"	050

Blocking and Compression Rings			
Part Number	Specify Finish	Description	Price Each
36-079*	·	Blocking ring for use without compression ring	\$12.80
36-082*	·	Blocking ring for use with compression ring	11.10
36-083	·	Compression ring and spring	9.20
L583-195		Compression ring spring	1.40

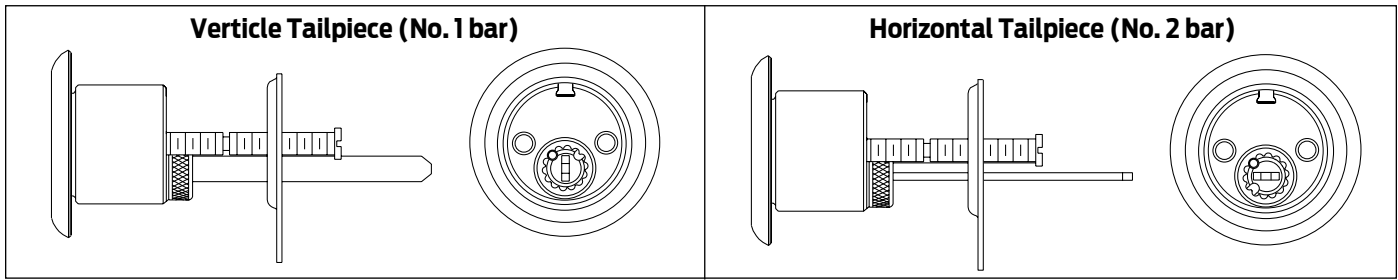
Allegion Compatible Cams					
Description	Cams for Schlage Cylinders				
	Modular Cylinder 1 1/8", 1 3/8", 1 5/8	Modular Cylinder 1 1/4", 1 1/2", 1 3/4	Interchangeable Core SFIC and FSIC	Classic Conventional Not available with cylinder	Everest and Primus non-IC Not available with cylinder
Schlage L-Series, Except L9060 O/S	L583-474	L583-475	L583-255	L583-254	L583-153
Schlage L9060 O/S	L583-476	L583-477	K510-680	B502-191	B502-948
Schlage K-Series (Discontinued)	L583-476	L583-477	K510-730	B502-191	B502-948
Falcon M-Series Non-deadbolt functions (Discontinued)	L583-476	L583-477	K510-730	B502-191	B502-948
Falcon M-Series Deadbolt functions (Discontinued)	B520-738	B520-739	XB12-046	A09894-001-00*	B502-907
Falcon MA-Series except MA381 function	L583-638	L583-639	B520-698	N/A	N/A
Von Duprin mortise exit device	L583-476	L583-477	K510-730	B502-191	B502-948
Von Duprin mortise exit device with dogging	L583-476	L583-477	K510-730 PER XQ11-948	B502-191	B502-948
Glynn-Johnson HL-6, except 9060 O/S	L583-474	L583-475	L583-255	L583-254	l581-153
Glynn-Johnson HL-6 9060 O/S	L583-476	L583-477	K510-680	B502-191	B502-948
Schlage CM5500, CM5600, PRO5500, VIP5500, 650 Keyswitch	L583-476	L583-477	K510-680	B502-191	B502-948
Falcon 718C Trim (Manufactured after 2/28/2011)	B520-730	B520-731	B520-254	B520-295	B520-366
Falcon 24/25 exit device with trims (except 718C and 718NL)	N/A	N/A	N/A	A09897-024-00*	A09897-024-00*
Falcon 24/25 exit device with trims (only 718C and 718NL) Falcon #24 cam	N/A	N/A	N/A	A09894-021-00*	A09894-021-00*

* Falcon cam available through the Falcon price book.



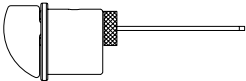
Cam	Price	Cam	Price	Cam	Price
B502-191	\$3.20	K510-680	\$3.10	L583-474	\$2.80
B502-907	3.20	K510-730	3.10	L583-475	
B502-948	3.20	L583-153	3.20	L583-476	
B520-254	11.20	L583-254	3.10	L583-477	
B520-698	11.50	L583-255	3.20	L583-638	11.20
B520-738	11.20			L583-639	
B520-739	11.20			XB12-046	
B520-740	OBSOLETE - USE L583-476				
B520-741	OBSOLETE - USE L583-477				
B520-295	11.10				

Falcon Retrofit Cylinder Reference Table									
Side View	Lock Series	Cylinder Mechanism	Complete Cylinder	Price Each		Keyway Type	Plug	Shell	Tailpiece/Cam
				Open	Restricted				
B611, T381 IS & W, all except 561		Conventional	21-020	\$58.00	\$74.00	Classic	33-137	A508-652	A700-031
		Everest & Everest 29				33-138			
		Primus	20-728	129.00		Classic	33-136	A508-655	
		Primus XP	20-728-XP			Everest & Everest 29	33-119		
		Primus UL	20-528	159.00		Classic	33-154		
		Primus XP UL	20-528-XP			Everest & Everest 29	33-221		
T, all except 381 IS & 571		Conventional	24-031	58.00	74.00	Classic	33-137	A508-652	030730-001*
		Everest & Everest 29				33-138			
		Primus	24-761	129.00		Classic	33-136	A508-655	
		Primus XP	24-761-XP			Everest & Everest 29	33-119		
		Primus UL	24-561	159.00		Classic	33-154		
		Primus XP UL	24-561-XP			Everest & Everest 29	33-221		
T571		Conventional	24-032	58.00	74.00	Classic	33-137	A508-652	030730-002*
		Everest & Everest 29				33-138			
		Primus	24-762	129.00		Classic	33-136	A508-655	
		Primus XP	24-762-XP			Everest & Everest 29	33-119		
		Primus UL	24-562	159.00		Classic	33-154		
		Primus XP UL	24-562-XP			Everest & Everest 29	33-221		
W561, knobs		Conventional	24-033	58.00	74.00	Classic	33-137	A508-652	Q330-252*
		Everest & Everest 29				33-138			
		Primus	24-763	129.00		Classic	33-136	A508-655	
		Primus XP	24-763-XP			Everest & Everest 29	33-119		
		Primus UL	24-563	159.00		Classic	33-154		
		Primus XP UL	24-563-XP			Everest & Everest 29	33-221		
W561, levers		Conventional	24-034	58.00	74.00	Classic	33-137	A508-652	Q330-165*
		Everest & Everest 29				33-138			
		Primus	24-764	129.00		Classic	33-136	A508-655	
		Primus XP	24-764-XP			Everest & Everest 29	33-119		
		Primus UL	24-564	159.00		Classic	33-154		
		Primus XP UL	24-564-XP			Everest & Everest 29	33-221		
MA		Conventional	24-035	78.00	94.00	Classic	33-137	A508-652	See Cam chart on page CYL-38 for proper cam
		Everest & Everest 29				33-138			
		Primus	24-765	148.00		Classic	33-136	A508-655	
		Primus XP	24-765-XP			Everest & Everest 29	33-119		
		Primus UL	24-565	177.00		Classic	33-154		
		Primus XP UL	24-565-XP			Everest & Everest 29	33-221		
B, all except		Conventional	23-013	58.00	74.00	Classic	33-137	A508-652	C604-243
		Everest & Everest 29				33-138			
		Primus	20-750	129.00		Classic	33-136	A508-655	
		Primus XP	20-750-XP			Everest & Everest 29	33-119		
		Primus UL	20-550	159.00		Classic	33-154		
		Primus XP UL	20-550-XP			Everest & Everest 29	33-221		
K		Conventional	24-139	58.00	74.00	Classic	33-137	A508-653	A301-338
		Everest & Everest 29				33-138			
		Primus	20-739	129.00		Classic	33-136	A508-655	
		Primus XP				Everest & Everest 29	33-119		
		Primus UL437	20-539	159.00		Classic	33-154		
		Primus XP UL437				Everest & Everest 29	33-221		

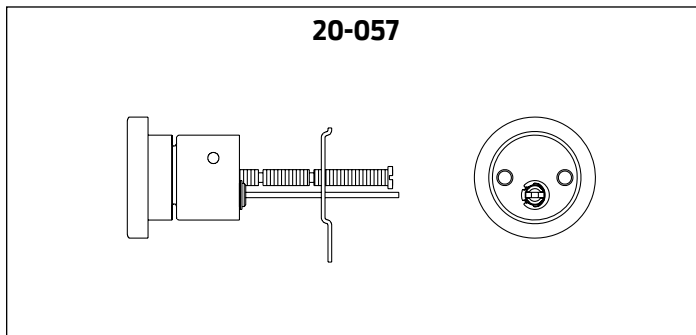
* These part numbers represent Falcon part numbers and are available to order through Falcon.

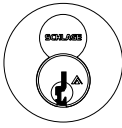



Rim Cylinders

Type	Cylinder Mechanism	Tailpiece	Complete	Finishes Available: 605, 606, 609, 612, 613, 619, 625, 626, 629, 630, 643e	
				Price Each	
				Open	Restricted
Standard (non-IC) 	Conventional	Horizontal	20-022	\$74.00	\$90.00
		Vertical	20-021		
	Everest 29 SL (R/B Keyways only)	Horizontal	91-075		90.00
		Vertical	91-074		
	Primus	Horizontal	20-710	145.00	
		Vertical	20-709		
	Primus XP	Horizontal	20-710-XP	145.00	
		Vertical	20-709-XP		
	Everest 29 SL Primus XP (R/B Keyways only)	Horizontal	91-775-XP		145.00
		Vertical	91-774-XP		
Primus UL437	Horizontal	20-510	181.00		
	Vertical	20-509			
Primus XP UL437	Horizontal	20-510-XP	181.00		
	Vertical	20-509-XP			
Lockout 	Primus	Horizontal	20-716	200.00	
			Primus XP		20-716-XP
	Primus UL437		20-516	216.00	
	Primus XP UL437		20-516-XP		
Thumbturn 	None	Horizontal	XB11-979	98.00	
Notes	Housing finishes: 605, 606, 609, 612, 613, 619, 625 and 626.				
	All items include collar, mounting screws and backplate.				
	Tailpiece orientation may be changed in the field. For Von Duprin, Monarch and most other applications, tailpiece should be horizontal.				
	To order less logo, specify: "with K510-612 faceplate" for standard cylinder. "with 23-031 core" for full size interchangeable core cylinder.				
	Standard (non-IC) cylinders are available for application that is thicker than 3" (combined door & device trim thickness) over 3" thick and available with special mounting screw locations for Sargent exit devices. See Special Cylinders CYL-51.				

For keying in the field, order 10-piece Bulk Pack Cylinders.
Cylinders are sub-assembled to save time!
See CYL-5



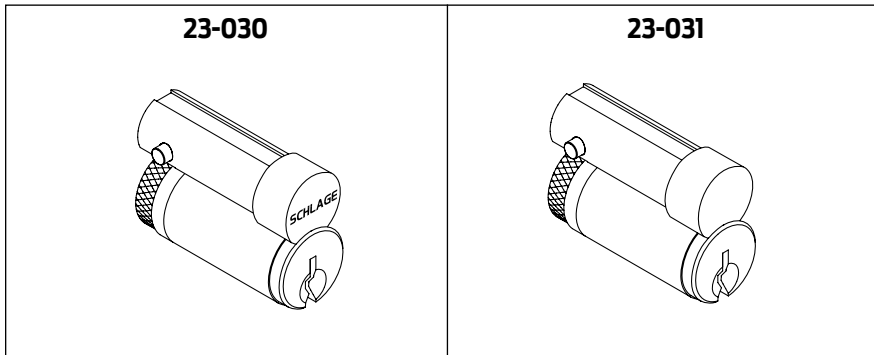
Rim Cylinders					
Type	Cylinder Mechanism	Tailpiece	Complete	Finishes Available: 605 606 609 612 613 619 625 626 643e	
				Price Each	
				Open	Restricted
Full Size Interchangeable Core 	Conventional Core	Convertible	20-057*	\$124.00	\$140.00
	Primus Core		20-757	196.00	
	Primus XP Core		20-757-XP	196.00	
	Housing only-less core		20-079	55.00	
Small Format Interchangeable Core 	Everest & Everest 29 Combined Core	Horizontal	80-329**	130.00	
	Keyed Construction Core		80-159***	89.00	
	Disposable Construction Core		80-116	55.00	
	Housing only-less core		80-129	55.00	

* To order with construction core, see **Keys and Keying: Full Size Construction Core Program**.
 ** Key symbol must be specified. Everest B and Everest 29 R Families keyways are restricted. See **Terms & Conditions** for more information.
 *** Specify GRN for green or BRN for brown construction cores. A non-refundable handling charge (50-231) is assessed per core.
 See **Keys and Keying: Small Format Construction Core Program** for details.

Rim Cylinder Parts		
Part Number	Description	Price Each
36-066	Collar, IC cylinders	\$8.30
B202-328	Screws and backplate pack	7.30
B220-001*	Tailpiece & driver, full size IC	12.10
B502-200	Backplate	1.50
B502-209	Mounting screw	1.50
B502-310-604	Driver, standard (non-IC) cylinder	1.40
B502-899	Tailpiece, standard (non-IC) cylinder and SFIC housing	2.80
B520-153	Ring, cylinder, NL	8.20
B520-361*	Tailpiece retainer, full size IC (order in multiples of 100)	0.32
B600-107	Throw member for SFIC models	2.80

* Not compatible with housings manufactured before July 1997.
 For replacement of older parts, order housings less core (20-079).

For plugs, shells, pins, springs, etc., see **CYL-50, CYL-52, CYL-53, CYL-55.**



For keying in the field, order 10-piece Bulk Pack Cores.
 Cores are sub-assembled to save time!
See CYL-5

Full Size Cores			
Description	Part Number	Finishes Available: 606, 626	
		Price Each	
		Open	Restricted
Conventional core	23-030	\$67.00	\$83.00
Conventional core less logo	23-031	67.00	83.00
Primus core	20-740	139.00	
Primus XP core	20-740-XP	139.00	
Primus core less logo	20-741	139.00	
Primus XP core less logo	20-741-XP	139.00	
Hotel function conventional core for L9485 and L9486	30-120*	67.00	83.00
Hotel function conventional core, less logo, for L9485 and L9486	30-121*	67.00	83.00
* Specify hand for hotel function cores. Emergency keys must be ordered separately.			
Note: Control keys must be ordered separately.			

Full Size Core Parts		
Part Number	Description	Price Each
C503-115	Cap pin spring (Order in multiples of 100)	\$0.20
C503-118	Cap (Order in multiples of 25)	1.50
C603-827	Cap pin (Order in multiples of 100)	0.22
C603-956	Actuating ring	6.50
C603-964	Actuating pin (control top pin)	0.62
C603-967	Control bottom pin (Order in multiples of 100)	0.24
23446339	Driver, FSIC, AD-Series CY, MS, MD, 993R, 993 S, 993M	4.50

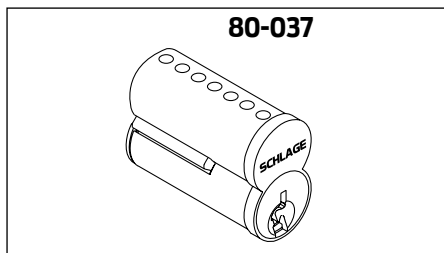
For plugs, shells, pins, springs, etc., see **CYL-50, CYL-52, CYL-53, CYL-55.**

CYLINDERS / KEYS / AUXILIARY

CYL-44

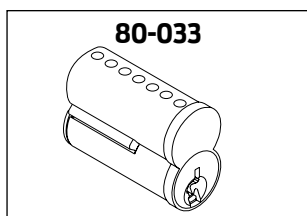
Keys

CL-Series



Everest® & Everest 29™ Patented Keyway Small Format Interchangeable Cores

Description	Part Number	Price Each
Everest combined core, includes master keying	80-037	\$77.00
Everest uncombined core (Does not include keys, pins or springs)	80-036	51.00
Finishes: 606, 626 and 613 (simulated).		



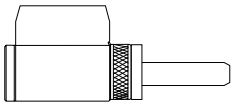
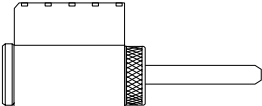
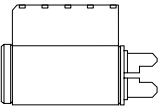
Best® Keyway Small Format Interchangeable Cores

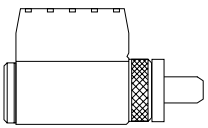
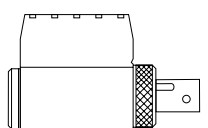
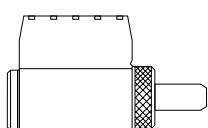
Description	Part Number	Price Each
7-Pin uncombined, specify keyway	80-033	\$35.00
6-Pin uncombined, specify keyway	80-043	35.00
Notes:	Finishes: 606 and 626.	
	Uncombined cores are furnished less keys, pins and springs. Factory keying is not available.	
	Specify keyway using B suffix: AB = A, BB=B, CB=C, DB = D, DDB=DD, EB = E, FB = F, GB = G, HB = H, JB = J, KB = K, LB = L, NB=N, MB = M, RB=R, TBB=TB, TDB=TD, QB=Q.	

AD-Series Tailpiece for Small Format Core

Chassis	Lever Design	Description	Tailpiece	Price Each
CY, MS, MD	All	SFIC Driver	23446347	11.20
		SFIC Driver, Spacer (for 6 pins core) and Instruction sheet	46929456	12.40
993R, 993S, 993M	Except ATH, 8AT	SFIC Driver	N523-091	11.10
		SFIC Driver, Spacer (for 6 pins core) and Instruction sheet	09-774	13.70
	ATH, 8AT	SFIC Driver	23446347	11.10
		SFIC Driver, Spacer (for 6 pins core) and Instruction sheet	46929456	12.40

For pins, springs, etc.,
see **CYL-51**.

Side View	Lock Series	Cylinder Mechanism	Price Each		Complete Cylinder	Keyway Type	Plug (See CYL-53)	Shell (See CYL-55)	Tailpiece
			Open	Restricted					
	CL3300	Conventional	\$58.00	\$74.00	24-022	Classic	33-137	A508-653	N523-022
		Everest 29 SL		74.00	91-020	Everest B & Everest 29 R	33-138		
		Primus Primus XP	129.00		20-762	Classic	33-136	A508-655	
		Everest 29 SL Primus XP		129.00	20-762-XP	Everest & Everest 29	33-119		
		Primus UL437 Primus XP UL437	159.00		20-562	Classic	33-154	A508-655	
		159.00	20-562-XP	Everest & Everest 29	33-221				
	CL3400 CL3600	Conventional	\$58.00	\$74.00	24-139	Classic	33-137	A508-653	A301-338
		Everest 29 SL		74.00	91-027	Everest B & Everest 29 R	33-138		
		Primus Primus XP	129.00		20-739	Classic	33-136	A508-655	
		Everest 29 SL Primus XP		129.00	20-739-XP	Everest & Everest 29	33-119		
		Primus UL437 Primus XP UL437	159.00		20-539	Classic	33-154	A508-655	
		159.00	20-539-XP	Everest & Everest 29	33-221				
	CK4200 UT5200 (since 1963)	Conventional	\$58.00	\$74.00	24-127	Classic	33-060	A201-690	None
		Everest 29 SL		74.00	91-027	Everest B & Everest 29 R	33-232	A100-052	
		Primus Primus XP	129.00		20-727	Classic	33-081	A201-690	
		Everest 29 SL Primus XP		129.00	20-727-XP	Everest & Everest 29	33-222		
		Primus UL437 Primus XP UL437	159.00		20-527	Classic	33-080	A201-690	
		159.00	20-527-XP	Everest & Everest 29	33-223				

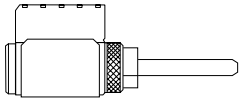
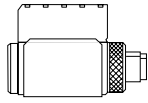
Side View	Lock Series	Cylinder Mechanism	Price Each		Complete Cylinder	Keyway Type	Plug (See CYL-53)	Shell (See CYL-55)	Tailpiece
			Open	Restricted					
	7L, 8L, 10 Line Levers	Conventional	\$58.00	\$74.00	24-119	Classic	33-007	A201-849	C604-243
		Everest 29 SL		74.00	91-042	Everest B & Everest 29 R	33-231	A100-050	
		Primus Primus XP	129.00		20-719	Classic	33-163	A201-683	
		Everest 29 SL Primus XP		129.00	20-719-XP	Everest & Everest 29	33-224		
		Primus UL437 Primus XP UL437	159.00		20-519	Classic	33-162	A201-683	
		159.00	20-519-XP	Everest & Everest 29	33-225				
	7, 8, 9 Line Knobs	Conventional	\$58.00	\$74.00	24-120	Classic	33-007	A100-045	C303-437 Assembly with cap
		Everest 29 SL		74.00	91-043	Everest B & Everest 29 R	33-231	A100-049	
		Primus Primus XP	129.00		20-720	Classic	33-163	A100-047	
		Everest 29 SL Primus XP		129.00	20-720-XP	Everest & Everest 29	33-224		
		Primus UL437 Primus XP UL437	159.00		20-520	Classic	33-162	A100-047	
		159.00	20-520-XP	Everest & Everest 29	33-225				
	6 Line Except B Knob	Conventional	\$58.00	\$74.00	24-126	Classic	33-007	A100-046	C604-243
		Everest 29 SL		74.00	91-045	Everest B & Everest 29 R	33-231	A100-050	
		Primus Primus XP	129.00		20-726	Classic	33-163	A100-048	
		Everest 29 SL Primus XP		129.00	20-726-XP	Everest & Everest 29	33-224		
		Primus UL437 Primus XP UL437	159.00		20-526	Classic	33-162	A100-048	
		159.00	20-526-XP	Everest & Everest 29	33-225				

CYLINDERS / KEYS / AUXILIARY

CYL-46

Keys

CL-Series

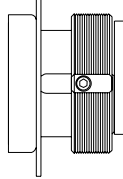
Yale® Retrofit Cylinder Reference Table												
Side View	Lock Series	Cylinder Mechanism	Complete Cylinder	Price Each		Keyway Type	Plug (See CYL-53)	Shell (See CYL-55)	Tailpiece			
				Open	Restricted							
	5300LN 5400LN Levers	Conventional	24-147	\$58.00	\$74.00	Classic	33-007	A201-849	A301-043			
		Everest 29 SL	91-044		74.00	Everest B & Everest 29 R	33-231	A100-050				
		Primus Primus XP	20-747 20-747-XP	129.00		Classic	33-163	A201-683				
		Everest 29 SL Primus XP	91-744-XP		129.00	Everest B & Everest 29 R	33-224					
		Primus UL437 Primus XP UL437	20-547 20-547-XP	159.00		Classic	33-162	A201-683				
						Everest & Everest 29	33-225					
			5300, 5400, 6200 Series Knobs	Conventional	24-123	\$58.00	\$74.00	Classic		33-007	A201-849	B520-409
				Everest 29 SL	91-046		74.00	Everest B & Everest 29 R		33-231	A100-050	
				Primus Primus XP	20-723 20-723-XP	129.00		Classic		33-163	A201-683	
				Everest 29 SL Primus XP	91-746-XP		129.00	Everest B & Everest 29 R		33-224		
Primus UL437 Primus XP UL437	20-523 20-523-XP			159.00		Classic	33-162	A201-683				
						Everest & Everest 29	33-225					

Tailpieces and Actuators		
Part Number	Locksets	Price Each
A301-043	Yale Levers	\$4.60
A301-338	Corbin Russwin CL3400/CL3600	8.60
B520-409	Yale Knobs	28.70
C303-437	Sargent 7, 8, 9 (Assembly with cap)	12.60
C604-243	Sargent 6, 7L, 8L, 10 Line	1.70

Miscellaneous		
Part Number	Description	Price Each
A501-783	Blocking disc, Yale levers	\$4.80
B520-408	Sleeve, Yale cylinders	4.70
B520-407	Washer, Sargent	6.00
C607-062	Spacer, Corbin Russwin CL3300	3.40

For pins, springs, etc., see **CYL-51**.

20-009, 20-505, 20-705



For old black cast iron case mortise locks only.

Mortise Cylinders, Corbin Russwin Master Ring						
Cam	Description	Cylinder Mechanism	Complete Cylinder	Price Each		
				Open	Restricted	
Corbin Russwin Master Ring						
B502-946 Everest & Primus Dim. X = .328 Y = .893	B520-728 For cyl. length 1 1/8", 1 3/8", 1 5/8" Dim. X = .34 Y = .90	Master Ring (includes bushing)	Conventional	20-009	\$189.00	\$205.00
			Primus Controlled Access	20-705	292.00	
			Primus XP Controlled Access	20-705-XP	292.00	
B502-486 Classic Conventional Dim. X = .328 Y = .893	B520-729 For cyl. length 1 1/4", 1 1/2", 1 3/4" Dim. X = .34 Y = .90	Master Ring (includes bushing)	Primus UL437 20-505	20-505	323.00	
			Primus XP UL437	20-505-XP	323.00	
Notes	Prices apply to 1 1/8", 1 1/4" and 1 3/8". For 1 1/2", 1 5/8" and 1 3/4" Primus add \$41.30. For 1 1/2", 1 5/8" and 1 3/4" Conventional add \$10.80. Finishes: 605, 606, 609, 612, 613, 625 and 626. To order less Schlage logo specify cylinder "with K510-612 faceplate".					

Bushing, Corbin Russwin Master Ring		
Part Number	Description	Price Each
B202-339	Reducing bushing and screws	\$85.80

Cams, Corbin Russwin Master Ring		
Part Number	Description	Price Each
B502-486	Classic Conventional - Non Modular Cylinders	\$29.70
B502-946	Everest & Primus - Non Modular Cylinders	\$34.90
XB11-825	Interchangeable core - Non Modular Cylinders	\$30.80
B520-728	Modular Cylinders (all keyways) length 1-1/8", 1-3/8", 1-5/8"	\$34.80
B520-729	Modular Cylinders (all keyways) length 1-1/4", 1-1/2", 1-3/4"	\$34.80

Trim Collars Corbin Russwin Master Ring			
Part Number	Specify Finish	Description	Price Each
38-033	.	Trim collar	\$10.20

For plugs, shells, pins, springs, etc., see **CYL-50, CYL-52, CYL-53, CYL-55.**

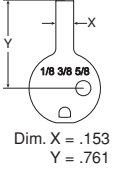
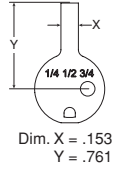

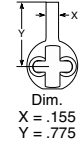

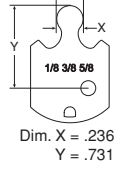
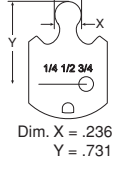



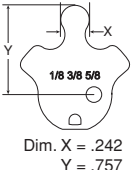
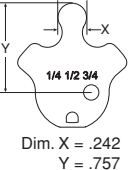

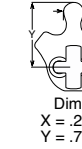

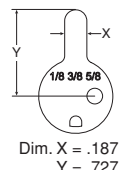
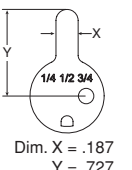


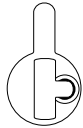
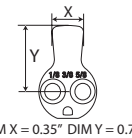
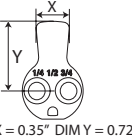
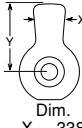
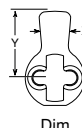
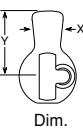
CYLINDERS / KEYS / AUXILIARY

CYL-48











Keys

CL-Series

Cam and Cam Substitutions for Schlage Mortise Cylinders to Operate Other Manufacturer's Locks

	Modular Cylinder (introduced in July 2010)		Interchangeable Core FSIC & SFIC	Classic Conventional Non-IC	Everest, Primus Non-IC
CAM Substitutions only allowed on these cylinder numbers: Order Example: 20-001 X B210-731 626 S123	20-001, 20-002, 20-500, 20-501, 20-515, 20-700, 20-701, 20-715, 26-021		20-059, 20-061, 26-064, 20-763, 20-771, 26-091, 26-094, 80-302, 80-110, 80-132, 80-102	For Conventional Cylinders Manufactured before July 2010 Not Available with Cylinder	For Primus & Everest Cylinders Manufactured before July 2010 Not Available with Cylinder
	11/8", 13/8", 15/8"	11/4", 11/2", 13/4"	N/A	N/A	N/A
Corbin Russwin® DL4000 Series (Old Corbin 420 and Russwin 1503)	B520-730  Dim. X = .153 Y = .761	B520-731  Dim. X = .153	B520-254 (was XB11-426) 	B520-295 (was XB11-458)  Dim. X = .155 Y = .775	B520-366 (was XB11-656) 
Corbin Russwin® ML2200 Series (Old Corbin 7000-9000 and Russwin 4000-5000) All functions except ML2255 and ML2242 inside (see straight cam)	B520-732  Dim. X = .236 Y = .731	B520-733  Dim. X = .236 Y = .731	B520-253 (was XB11-352) 	B520-233 (was XB08-899)  Dim. X = .232 Y = .729	B520-309 (was XB11-629) 
Corbin Russwin A65 ML2200 master ring deadbolt functions manufactured before 6/10/93 and old Russwin cast iron residential locks. For all Best 40H Series & 30H Deadbolt function	B520-734  Dim. X = .242 Y = .757	B520-735  Dim. X = .242 Y = .757	B520-360 (was XB11-817) 	B520-223 (was XB03-142)  Dim. X = .235 Y = .729	B520-367 (was XB11-887) 
Yale® 2160 Arrow® #004 Sargent® 13-0660 All functions except 16 inside and 50 outside	B520-736  Dim. X = .187 Y = .727	B520-737  Dim. X = .187 Y = .727	B520-296 (was XB11-461, replaces XB11-484) 	B520-256 (was XB11-430, replaces XB10-659)  Dim. X = .186 Y = .718	B520-329 (was XB11-631, replaces XB11-630) 
Best 30 Latch Function	L583-476  DIM X = 0.35" DIM Y = 0.72"	L583-477  DIM X = 0.35" DIM Y = 0.72"	K510-730  Dim. X = .338 Y = .71	B502-191 Classic Conventional  Dim. X = .338 Y = .71	B502-948 Everest & Primus  Dim. X = .338 Y = .71
Cam substitution with Cylinders shown above are No Charge			Not available for substitution		

Cam	Price	Cam	Price	Cam	Price
B502-191	\$3.20	B520-296	\$11.20	B520-732	\$11.20
B502-948		B520-309		B520-733	
B520-223	B520-329	B520-734			
B520-233	B520-360	B520-735			
B520-253	11.20	B520-366		B520-736	
B530-254		B520-367		B520-737	
B520-256		B520-730		K510-730	
		B520-731			3.20

Competitor Cams for SL Modular Cylinder		
CAM Substitutions only allowed on these cylinder numbers: Order Example: 91-051 X B520-780 626 R123	91-051 118	91-051 114
	1 1/8"	1 1/4"
Corbin Russwin® DL4000 Series (Old Corbin 420 and Russwin 1503)	B520-780 	B520-781 
Corbin Russwin® ML2200 Series (Old Corbin 7000-9000 and Russwin 4000-5000) All functions except ML2255 and ML2242 inside (see straight cam)	B520-782 	B520-783 
Corbin Russwin A65 ML2200 master ring deadbolt functions manufactured before 6/10/93 and old Russwin cast iron residential locks. For all Best 40H Series & 30H Deadbolt function	B520-784 	B520-785 
Yale® 2160 Arrow® #004 Sargent® 13-0660 All functions except 16 inside and 50 outside	B520-786 	B520-787 
Best 30 Latch Function	L583-802 	L583-803 

Cam	Price
B520-780	\$11.20
B520-781	
B520-782	
B520-783	
B520-784	
B520-785	
B520-786	
B520-787	
L583-802	
L583-803	

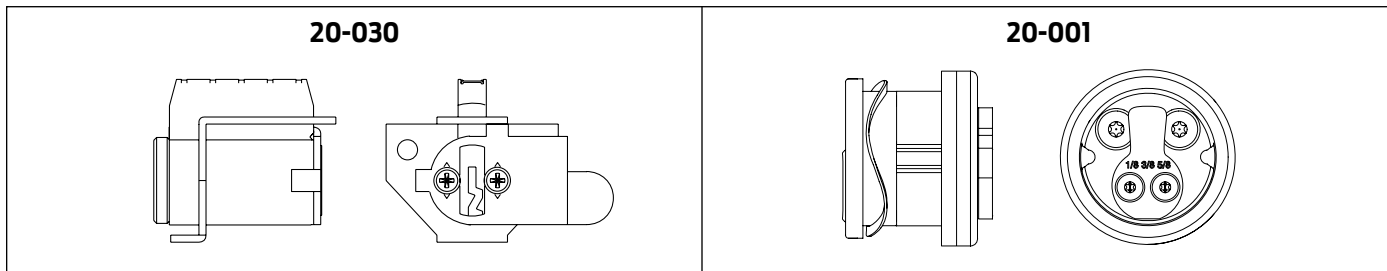
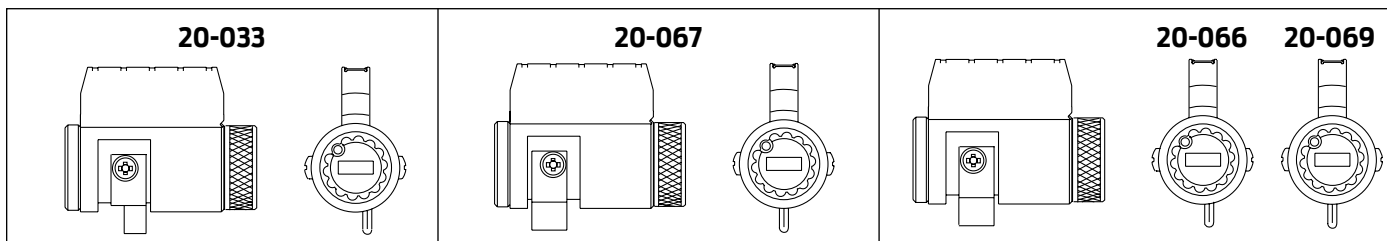
CYLINDERS · Mail Box

CYLINDERS / KEYS / AUXILIARY

CYL-50

Keys

CL-Series



Letter/Mail Box Cylinders and Application Table

Description	Keyway Type	Cam (See Below)	Plug (See CYL-55)	Shell (See CYL-57)	Complete Cylinder	Complete Cyl. Price	
						Open	Restricted
American Device	Classic	C604-268	33-616	C203-726	20-066	\$87.00	\$103.00
	Everest & Everest 29	C604-268	33-234	A100-051			
Auth, 466, 470, 480 Series	Classic	C604-269	33-616	C203-726	20-067	\$87.00	\$103.00
	Everest & Everest 29	C604-269	33-234	A100-051			
Bommer vertical mail box	Classic	L583-476	33-137	N/A	20-001-118	78.00	94.00
	Everest & Everest 29	L583-476	33-138	N/A			
Bommer & Florence, Cutler Mail Chute, Federal Equipment	Classic	C604-269	33-616	C203-726	20-069	87.00	103.00
	Everest & Everest 29	C604-269	33-234	A100-051			
Corbin Wood Products	Classic	C604-271	33-616	C203-726	20-033	87.00	103.00
	Everest & Everest 29	C604-271	33-234	A100-051			
Dura Steel	Classic	C604-088	33-806	A508-653	20-030	87.00	103.00
	Everest & Everest 29	C604-419	33-233				
Notes:	Finishes: 606 and 626. 20-001 also available 605, 612, 613 and 625. Federal law prohibits the master keying of a letter box cylinder.						

Miscellaneous Parts

Part Number	Description	Price Each
B502-468	Screw, 2 required, 20-030 Classic (order multiples of 100)	\$0.30
B502-942	Screw, 20-030 Everest (order multiples of 100)	0.44
C503-346	Spacer, 20-033, 20-066, 20-067, 20-069	1.40
C604-050	Mounting bracket, 20-033	12.50
C604-051	Screw post, 2 req'd, 20-033	1.80
C604-052	Screw, 2 req'd, 20-033	2.40
C604-053	Lock washer, 2 req'd, 20-033	2.40

Miscellaneous Parts

Part Number	Description	Price Each
C604-088	Cam, 20-030 Classic	\$33.00
C604-089	Bracket, 20-030	24.60
C604-226	Screw, 2 req'd, 20-033, 20-066, 20-067, 20-069 (order mult. of 100)	0.24
C604-234	Washer, 2 req'd, 20-033, 20-066, 20-067, 20-069 (order mult. of 100)	0.24
C604-268	Cam, 20-066	21.80
C604-269	Cam, 20-067, 20-069	21.80
C604-271	Cam, 20-033	26.70
C604-419	Cam, 20-030 Everest	33.10

For pins, springs, etc., see **CYL-50**.

Special Cylinders		
⚠ Extended Factory Lead Time		
"X" Number	Description	Price Each
Extra Long Mortise Cylinders		
XB03-418	Mortise cylinder (20-001, 30-001 or 30-004), 1 7/8" – 5" long Classic, Everest or Everest 29	\$525.00
XB11-475*	Full size IC mortise cylinder (26-091 or 30-008), 2 1/4" – 5" long Classic, Everest or Everest 29	719.00
	Primus full size IC mortise cylinder (20-763 or 20-798), 2 1/4" – 5" long	957.00
	Full size IC mortise cylinder housing less core (20-059 or 30-007) 2 1/4" – 5" long	632.00
XB11-638	Primus mortise cylinder (20-700, 20-787 or 20-789), 1 7/8" – 5" long	731.00
Mortise Cylinder with Switch		
XB09-195	Mortise cylinder (20-001) with "on" and "off" switch for key controlled electrical circuits, conventional	\$557.00
XB09-795	Same as XB09-195, but double position, Classic Conventional only (no master keying available)	746.00
XQ11-804	Primus mortise cylinder (20-700) with "on" and "off" switch for key controlled electrical circuits	758.00
Rim Cylinders		
XB04-618	Conventional cylinder (20-021 or 20-022) for doors over 3" thick Insure device/ trim thickness is included in addition to door thickness	\$659.00
	Primus cylinder (20-710) for doors over 3" thick Insure device/ trim thickness is included in addition to door thickness	731.00
XB11-789	Conventional cylinder (20-022) with mounting holes for Sargent® exit device	125.00
XB11-790	Primus cylinder (20-710) with mounting holes for Sargent® exit device	255.00
XB11-958	Full size IC, conventional core (20-057) for doors over 3" thick Insure device/ trim thickness is included in addition to door thickness	687.00
	Full size IC, Primus core (20-757) for doors over 3" thick Insure device/ trim thickness is included in addition to door thickness	924.00
	Full size IC, housing less core (20-079) for doors over 3" thick Insure device/ trim thickness is included in addition to door thickness	600.00
<i>* Available in 1/4" increments. Order collars or blocking rings separately to fill any gaps.</i>		
Note:	If you are unable to find your required hardware solution in this price book, please use the Schlage Innovation Center Process in the Forms and Example section.	

CYLINDERS / KEYS / AUXILIARY

CYL-52

Keys

CL-Series

Original Manufacturer Nickel Silver Pins-Full Size Cylinders						
Part Number		Description		Price Each		
Part Number	Type	Size		Price Each		
34-101	Top pins	#1	Order in multiples of 100 \$0.08			
34-102		#2				
34-103		#3				
34-202	Master pins	#2				
34-203		#3				
34-204		#4				
34-205		#5				
34-206		#6				
34-207		#7				
34-208		#8				
34-209		#9				
34-300		Bottom pins			#0	
34-301	#1					
34-302	#2					
34-303	#3					
34-304	#4					
34-305	#5					
34-306	#6					
34-307	#7					
34-308	#8					
34-309	#9					
34-007	Everest & Everest 29 check pin	—			Order in multiples of 50 1.60	

Primus® Finger Pins and Sidebars		
Part Number	Description	Price Each
34-001	Finger pin #1	Order in multiples of 100 \$1.00
34-002	Finger pin #2	
34-003	Finger pin #3	
34-004	Finger pin #4	
34-005	Finger pin #5	
34-006	Finger pin #6	
34-058	Finger pin #7	
C603-950	Sidebar	3.90

Cap and Cap Pin		
Part Number	Description	Price Each
C503-116*	Cap pin (non-IC)	Order in multiples of 100 \$0.20
C503-118*	Cap	Order in multiples of 25 1.50
C603-827	Full Size IC Cap Pin	Order in multiples of 100 0.22

*See CYL-13 for KC-Series cap and cap pin

Construction Balls, RCK		
Part Number	Description	Price Each
34-401	Pack of 1,000 ball bearings	\$32.00

Springs		
Part Number	Description	Price Each
C503-113	Pin tumbler spring (including Primus)	Order in multiples of 100 \$0.20
C503-115	Cap retainer pin spring (including Primus)	
C603-951	Primus finger pin spring and Everest check pin spring	
C603-952	Primus sidebar spring	

Ward Rings		
Part Number	Description	Price Each
K510-045	Stop ring for hotel function Everest & Everest 29 mortise cylinders	3.40
K510-434	Stop ring for hotel function Classic mortise cylinders	3.40

Ordering Shaded prices are specified in unit quantities (per piece) and must be ordered in multiples.

Example:
Order 100 34-300,
Receive 1 bag of 100 pins. Price = \$8.00

Original Manufacturer Nickel Silver Pins				
Part Number		Description		
Part Number	Type	Size	PriceEach	
34-902	Master/ build-up/ top pins	#2B	Order in multiples of 100 \$0.10	
34-903		#3B		
34-904		#4B		
34-905		#5B		
34-906		#6B		
34-907		#7B		
34-908		#8B		
34-909		#9B		
34-910		#10B		
34-911		#11B		
34-912		#12B		
34-913		#13B		
34-914		#14B		
34-915		#15B		
34-916		#16B		
34-917		#17B		
34-918		#18B		
34-919		#19B		
34-800		Bottom pins		#0A
34-801	#1A			
34-802	#2A			
34-803	#3A			
34-804	#4A			
34-805	#5A			
34-806	#6A			
34-807	#7A			
34-808	#8A			
34-809	#9A			
34-950	Everest & Everest 29 check pin	-	1.60	

Ordering
Shaded prices are specified in unit quantities (per piece) and must be ordered in multiples.
Example:
Order 100 34-300,
Receive 1 bag of 100 pins. Price = \$8.00

SFIC Caps		
Part Number	Description	Price Each
34-952	21C Cap	Order in multiples of 500 \$0.08

SFIC Springs		
Part Number	Description	Price Each
C504-114	20S Tumbler spring	Order in multiples of 500 \$0.08
C504-116	Everest & Everest 29 check spring pin	Order in multiples of 100 0.20

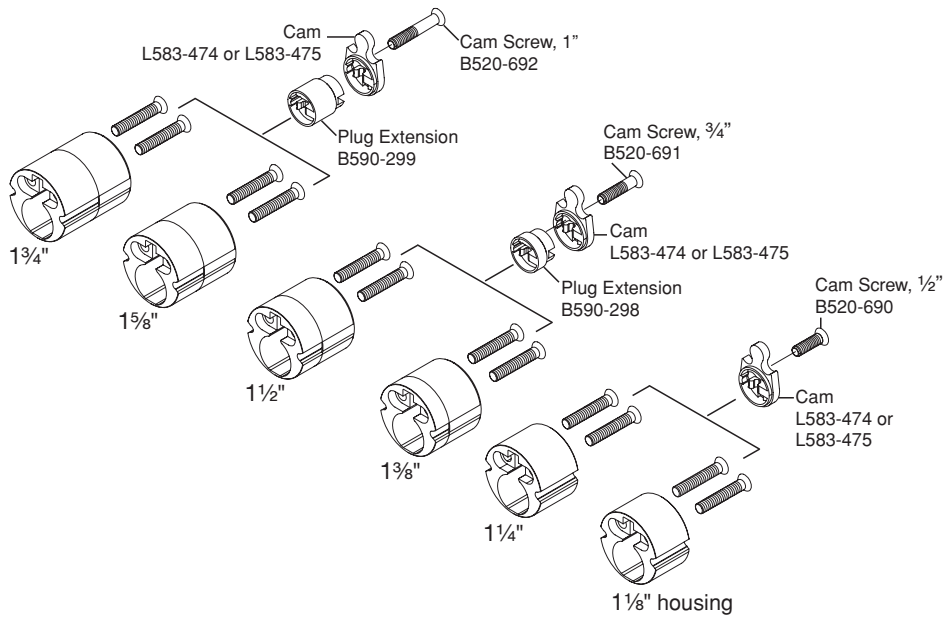
SFIC Plug Retainer		
Part Number	Description	Price Each
C603-936	Plug retainer	Order in multiples of 20 \$1.70
Note:	SFIC plug retainer is compatible with SFIC Everest products manufactured after October 18, 2002.	

L Pins For SL Cylinders		
Part Number	Description	Price Each
90-200	L-PIN, 0	\$1.00
90-201	L-PIN, 1	
90-202	L-PIN, 2	
90-203	L-PIN, 3	
90-204	L-PIN, 4	
90-205	L-PIN, 5	
90-206	L-PIN, 6	
90-207	L-PIN, 7	
90-208	L-PIN, 8	
90-209	L-PIN, 9	
90-200-2	L-PIN, MASTER, 0,2	
90-200-4	L-PIN, MASTER, 0,4	
90-200-6	L-PIN, MASTER, 0,6	
90-200-8	L-PIN, MASTER, 0,8	
90-201-3	L-PIN, MASTER, 1,3	
90-201-5	L-PIN, MASTER, 1,5	
90-201-7	L-PIN, MASTER, 1,7	
90-201-9	L-PIN, MASTER, 1,9	
90-202-4	L-PIN, MASTER, 2,4	
90-202-6	L-PIN, MASTER, 2,6	
90-202-8	L-PIN, MASTER, 2,8	
90-203-5	L-PIN, MASTER, 3,5	
90-203-7	L-PIN, MASTER, 3,7	
90-203-9	L-PIN, MASTER, 3,9	
90-204-6	L-PIN, MASTER, 4,6	
90-204-8	L-PIN, MASTER, 4,8	
90-205-7	L-PIN, MASTER, 5,7	
90-205-9	L-PIN, MASTER, 5,9	
90-206-8	L-PIN, MASTER, 6,8	
90-207-9	L-PIN, MASTER, 7,9	
Order single cut and master L pins in multiples of 100		
90-201-3-5	L-PIN, CROSS-KEY, 1,3,5	1.00
90-201-3-7	L-PIN, CROSS-KEY, 1,3,7	
90-201-3-9	L-PIN, CROSS-KEY, 1,3,9	
90-201-5-7	L-PIN, CROSS-KEY, 1,5,7	
90-201-5-9	L-PIN, CROSS-KEY, 1,5,9	
90-201-7-9	L-PIN, CROSS-KEY, 1,7,9	
90-203-5-7	L-PIN, CROSS-KEY, 3,5,7	
90-203-5-9	L-PIN, CROSS-KEY, 3,5,9	
90-203-7-9	L-PIN, CROSS-KEY, 3,7,9	
90-205-7-9	L-PIN, CROSS-KEY, 5,7,9	
90-201-3-5-7	L-PIN, CROSS-KEY, 1,3,5,7	
90-201-3-5-9	L-PIN, CROSS-KEY, 1,3,5,9	
90-201-5-7-9	L-PIN, CROSS-KEY, 1,3,7,9	
90-203-5-7-9	L-PIN, CROSS-KEY, 3,5,7,9	
90-201-3-5-7-9	L-PIN, CROSS-KEY, 1,3,5,7,9	
90-200-2-4	L-PIN, CROSS-KEY, 0,2,4	
90-200-2-6	L-PIN, CROSS-KEY, 0,2,6	
90-200-2-8	L-PIN, CROSS-KEY, 0,2,8	
90-200-4-6	L-PIN, CROSS-KEY, 0,4,6	
90-200-4-8	L-PIN, CROSS-KEY, 0,4,8	
90-200-6-8	L-PIN, CROSS-KEY, 0,6,8	
90-202-4-6	L-PIN, CROSS-KEY, 2,4,6	
90-202-4-8	L-PIN, CROSS-KEY, 2,4,8	
90-202-6-8	L-PIN, CROSS-KEY, 2,6,8	
90-204-6-8	L-PIN, CROSS-KEY, 4,6,8	
90-200-2-4-6	L-PIN, CROSS-KEY, 0,2,4,6	
90-200-2-4-8	L-PIN, CROSS-KEY, 0,2,4,8	
90-200-2-6-8	L-PIN, CROSS-KEY, 0,2,6,8	
90-202-4-6-8	L-PIN, CROSS-KEY, 2,4,6,8	
90-200-2-4-6-8	L-PIN, CROSS-KEY, 0,2,4,6,8	
Order cross-key L pins in multiples of 25		

Springs For SL Cylinders		
Part Number	Description	Price Each
C604-472	SPRING, LOCKING SIDEBAR	\$0.22
C603-952	END CAP PIN SPRING	
C603-951	L PIN SPRING	
C604-472	CHECK PIN SPRING	
Order in multiples of 100		

End Cap and End Cap Pin For SL		
Part Number	Description	Price Each
90-211	END CAP	\$1.60
90-002	END CAP PIN	0.22
Order in multiples of 50		

Cylinder Parts For SL		
Part Number	Description	Price Each
90-210	LOCKING SIDE BAR	\$3.90
C604-471	RETAINING CLIP	0.56
34-950	CHECK PIN, EVEREST B, EVEREST 29 R	1.60
90-212	TOP COVER	0.12
Order in multiples of 50		



Modular Housing Interchangeability

Housing		Cam	Cam Screw	Plug Extension
Part Number	Size	Part Number		
B520-721	1-1/8"	L583-474	B520-690	-
B520-722	1-1/4"	L583-475	B520-690	-
B520-723	1-3/8"	L583-474	B520-691	B590-298
B520-724	1-1/2"	L583-475	B520-691	B590-298
B520-725	1-5/8"	L583-474	B520-692	B590-299
B520-726	1-3/4"	L583-475	B520-692	B590-299

Plugs, Key-in-Knob/Lever, Deadlock and Mail Box

Part Number	Description	Price Each
33-005*	5-Pin (except F51 and F80), C, CE, E and F keyways only	\$36.80
33-137	6-Pin Classic Conventional	
33-007	Sargent & Yale, Classic Conventional	
33-059*	5-Pin, F, FA-Series Knobs, BEL, GEO, PLY, AND, DNB (C keyway only)	24.70
33-059-149*	5-Pin, F-Series Knobs, ORB, C keyway only	
33-060	Corbin Russwin CK4200, UT5200 Classic Conventional	37.10
33-065*	5-Pin, F, FA-Series Levers, ACC, AVA, FLA, CLT, CHP, STA (C keyway only)	24.80
33-080	Corbin Russwin CK4200, UT5200 Classic Primus UL437 / Classic Primus XP UL437	92.70
33-081	Corbin Russwin CK4200, UT5200 Classic Primus / Classic Primus XP	65.90
33-119	Everest Primus / Everest Primus XP and Everest 29 Primus / Everest 29 Primus XP	69.10
33-154	Classic Primus UL437 / Classic Primus XP UL437	89.00
33-136	Classic Primus / Class Primus XP	69.10
33-162	Sargent & Yale, Classic Primus UL437 / Classic Primus XP UL437	92.70
33-163	Sargent & Yale, Classic Primus / Classic Primus XP	66.40
33-167	B600 Plug, Classic	45.10
33-186	B600 Plug, Everest	48.50
33-213	PLUG, CYL, KIK, SL, 7-PIN	39.10
33-214	PLUG, CYL, KIK, SL, 7-PIN, PRIMUS	69.10
33-216	6-pin Classic, hotel function	52.30
33-221	Everest Primus UL437/Everest Primus XP UL437 & Everest 29 Primus UL437/ Everest 29 Primus XP UL437	92.70
33-222	Corbin Russwin CK4200, UT5200, Everest Primus / Everest Primus XP and Everest 29 Primus / Everest 29 Primus XP	66.40
33-223	Corbin Russwin CK4200, UT5200, Everest Primus UL437/Everest Primus XP UL437 & Everest 29 Primus UL437/ Everest 29 Primus XP UL437	92.70
33-224	Sargent & Yale, Everest Primus / Everest Primus XP and Everest 29 Primus / Everest 29 Primus XP	66.40
33-225	Sargent & Yale, Everest Primus UL437/Everest Primus XP UL437 & Everest 29 Primus UL437/ Everest 29 Primus XP UL437	92.70
33-138	Everest & Everest 29 Conventional	39.10
33-231	Sargent & Yale, Everest & Everest 29 Conventional	
33-232	Corbin Russwin CK4200, UT5200, Everest & Everest 29 Conventional	
33-233	Mail box 20-030 Everest & Everest 29 Conventional	
33-234	Mail box 20-033, 20-066, 20-067, 20-069 Everest & Everest 29 Conventional	
33-235	Everest & Everest 29 hotel function	52.30
33-616	Mail box 20-033, 20-066, 20-067, 20-069 Classic Conventional	39.20
33-806	Mail box 20-030 Classic Conventional	
Notes:	Specify finish: 606 (430 for F-Series Knobs & Levers) and 626 (429 for F-Series Knobs & Levers).	
	* These plugs are pre-drilled for lost ball construction keying (33-005 is pre-drilled in C keyway only).	

Modular Cylinders Plugs-Key In lever/ Knob

Part Number	Description	Price Each
33-137	6 Pins, Plug, Classic	\$36.80
33-138	6 Pins, Plug, Everest	39.10
33-136	6 Pins, Plug, Classic Primus / Primus XP	69.10
33-119	6 Pins, Plug, Everest Primus / Primus XP	69.10

Plugs, Full Size Interchangeable Core

Part Number	Description	Price Each
33-058*	Classic Conventional	\$40.40
33-133	Everest & Everest 29 Conventional hotel function	
33-139	Everest Primus / Everest Primus XP and Everest 29 Primus / Everest 29 Primus XP	69.70
33-160	Classic Primus / Classic Primus XP	
33-236	Everest & Everest 29 Conventional	55.00
Notes:	Specify 606 or 626 finish.	
	IC cap pins and cap pin springs must be ordered separately.	
	*For L-Series Classic hotel cylinders, specify "warded."	

Key in Lever/ Knob -Modular Cylinders Type

Part Number	Description	Price Each
A508-653	6 Pin, Body & Cover, Classic/Classic, Everest, Everest 29	\$28.90
A508-655	6 Pin, Body & Cover, Primus/Primus XP	54.50
33-213	PLUG, CYL, KIK, SL, 7-PIN	39.10
33-214	PLUG, CYL, KIK, SL, 7-PIN, PRIMUS	69.10

Back Housings-Modular Cylinder

Part Number	Description	Price Each
B520-721	Back Housing, Mortise 1-1/8"	\$8.10
B520-722	Back Housing, Mortise 1-1/4"	8.10
B520-723	Back Housing, Mortise 1-3/8"	8.10
B520-724	Back Housing, Mortise 1-1/2"	32.30
B520-725	Back Housing, Mortise 1-5/8"	32.30
B520-726	Back Housing, Mortise 1-3/4"	32.30
B520-727	Back Housing, Rim	8.10
K110-480 316	Front housing 643e finish	8.10
K110-480 605	Front housing 605 finish	8.10
K110-480 606	Front housing 606 finish	8.10
K110-480 609	Front housing 609 finish	8.10
K110-480 612	Front housing 612 finish	8.10
K110-480 613	Front housing 613 finish	10.80
K110-480 619	Front housing 619 finish	8.10
K110-480 625	Front housing 625 finish	8.10
K110-480 626	Front housing 626 finish	5.50
K110-480 629	Front housing 629 finish	8.10
K110-480 630	Front housing 630 finish	8.10
		Order in Multiples of 100
B520-690	Screw, Cam , 5-40 X 1/2" (for modular cylinders length 1 1/8" & 1 1/4")	0.22
B520-691	Screw, Cam , 5-40 X 3/4" (for modular cylinders length 1 3/8" & 1 1/2")	0.42
B520-692	Screw, Cam , 5-40 X 1" (for modular cylinders length 1 5/8" & 1 3/4")	0.54
B520-693	Modular cylinder housings screws, 8-32 X 7/8"	1.60
B590-298	Plug extension 1-3/8", 1-1/2"	2.40
B590-299	Plug extension 1-5/8", 1-3/4"	2.40

Ordering
Shaded prices are
specified in unit
quantities
(per piece) and must
be ordered in multiples.

Example:
 Order 100 B520-690,
 Receive 1 bag of 100
 cam screws. Price = \$18.00

Parts - CYLINDERS

CYLINDERS / KEYS / AUXILIARY

CYL-58

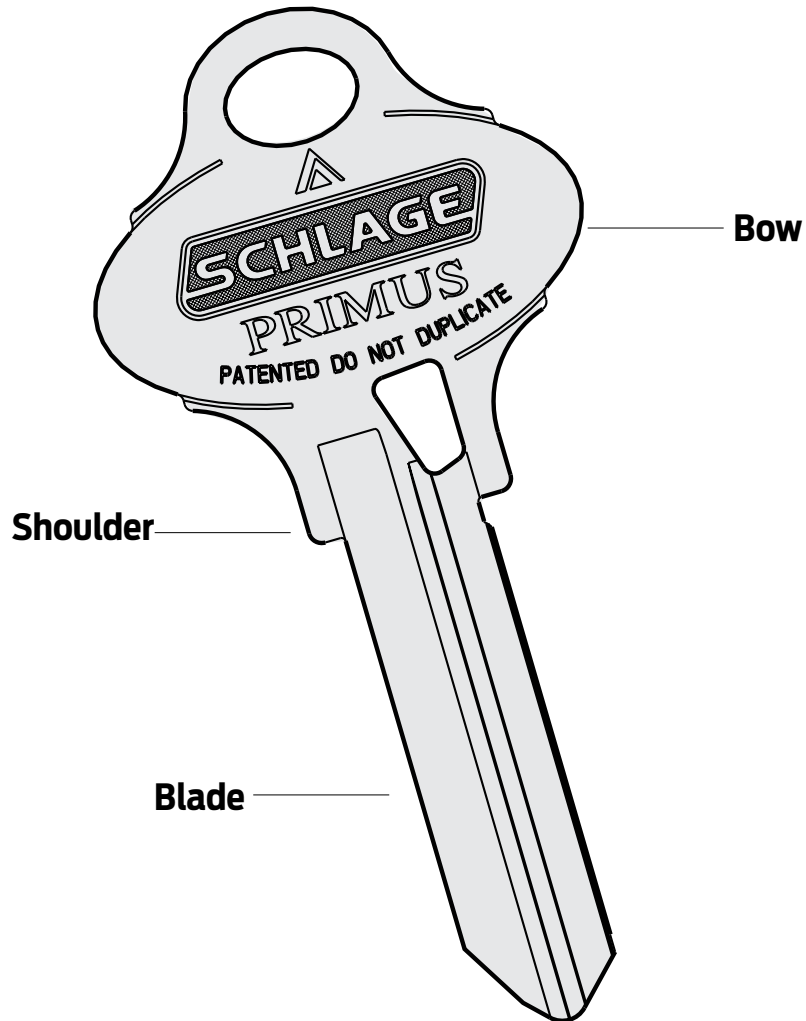
Keys

CL-Series

Shells, Key-in-Knob/Lever, Deadlock and Mail Box		
Part Number	Description	Price Each
A100-049	Sargent 8 Line Everest & Everest 29 Conventional	\$33.40
A100-050	Sargent 6 Line Everest & Everest 29 Conventional	
A100-051	Mail box 20-033, 20-066, 20-067, 20-069 Everest & Everest 29 Conventional	
C203-726	Corbin Russwin CK4200, UT5200 Everest & Everest 29 Conventional	
A508-655	6-Pin, Body & Cover, Primus / Primus XP	59.30
A201-690	Corbin Russwin CK4200, UT5200 Primus / Primus XP	58.10
A201-691	Corbin Russwin CK4200, UT5200 Classic Conventional	28.90
A508-653	6 Pin, Body & Cover, Classic/Classic, Everest, Everest 29	
A201-848	5-Pin Classic (except F-Series Knobs & Levers)	
A100-045	Sargent 8 Line Classic Conventional	
A100-046	Sargent vertical Conventional	59.30
A100-047	Sargent 8 Line Primus® / Primus XP	
A100-048	Sargent vertical Primus / Primus XP	
C203-726	Mail box 20-033, 20-066, 20-067, 20-069 Classic Conventional	33.40

Shells, Interchangeable Core			
Part Number	Specify Finish	Description	Price Each
B220-006	·	Everest & Everest 29 Conventional	\$33.40
B220-117	·	Everest & Everest 29 hotel function, Schlage logo	
B220-280	·	Primus / Primus XP	68.00
B220-282	·	6-Pin Classic Conventional (except hotel function)	32.20
B220-284	·	Classic hotel function, Schlage logo	
Note:		Finishes: 606 and 626 only.	

Modular Cylinders Mortise and Rim Cylinders Components & Service Kits		
Part Number	Description	Price Each
09-992	Service kit- Back Housing for 1 1/8" length Back Housing B520-721 Mortise 1 1/8", 2 Housing screws B520-693, cam screw B520-690 Order front housing and cam separately	\$8.20
09-993	Service kit-Back Housing for 1 1/4" length B520-722 Mortise 1 1/4", 2 Housing screws B520-693, cam screw B520-690 Order front housing and cam separately	9.50
09-994	Service kit -back housing for 1 3/8" length B520-723 Back Housing Mortise 1 3/8", plug extension B590-298, cam screw B520-691, 2 housing screws B520-693. Order front housing and cam separately	14.90
09-995	Service kit- back housing for 1 1/2" length Back Housing, B520-724 Mortise 1 1/2", 2 Housing screws B520-693, plug extension B590-298, cam screw B520-691. Order front housing and cam separately	39.10
09-996	Service kit- back housing for 1 5/8" length Back Housing, B520-725 Mortise 1 5/8", 2 Housing screws B520-693, plug extension B590-299, cam screw B520-692. Order front housing and cam separately	39.10
09-997	Service kit-back housing for 1 3/4" length Back Housing, B520-726 Mortise 1 3/4", 2 Housing screws B520-693, plug extension B590-299, cam screw B520-692. Order front housing and cam separately	39.10
09-998	Service kit-back housing Rim Cyl Back Housing Rim B520-727, housing screws B520-693, Tail piece B502-899, Driver B502-310, back plate & screws B202-328. Order front housing and cam separately	19.50
Note:		Finishes: 605, 606, 609, 612, 613, 625 and 626.



KEYS

Ordering Procedures

To order Schlage products, descriptive data should be in the same sequence as shown below.

Line Item	Qty	Product	Outside		Inside		Hand	Latch	Strike	Dr Thk	Ext	DIM	Additional Details
			DES	FIN	DES	FIN							
1	100	35-272 S123											

Line Item: Line item number

Qty: Quantity

Product: Product number + keyway

Outside Des: Not Applicable

Outside Fin: Not Applicable

Inside Des: Not Applicable

Inside Fin: Not Applicable

Hand: Not Applicable

Latch: Not Applicable

Strike: Not Applicable

Dr Thk: Not Applicable

Ext: Not Applicable

Dim: Not Applicable

Additional

Details: Primus XP #, Everest 29 Facility Code, Locksmith ID#, Additional stamping instructions

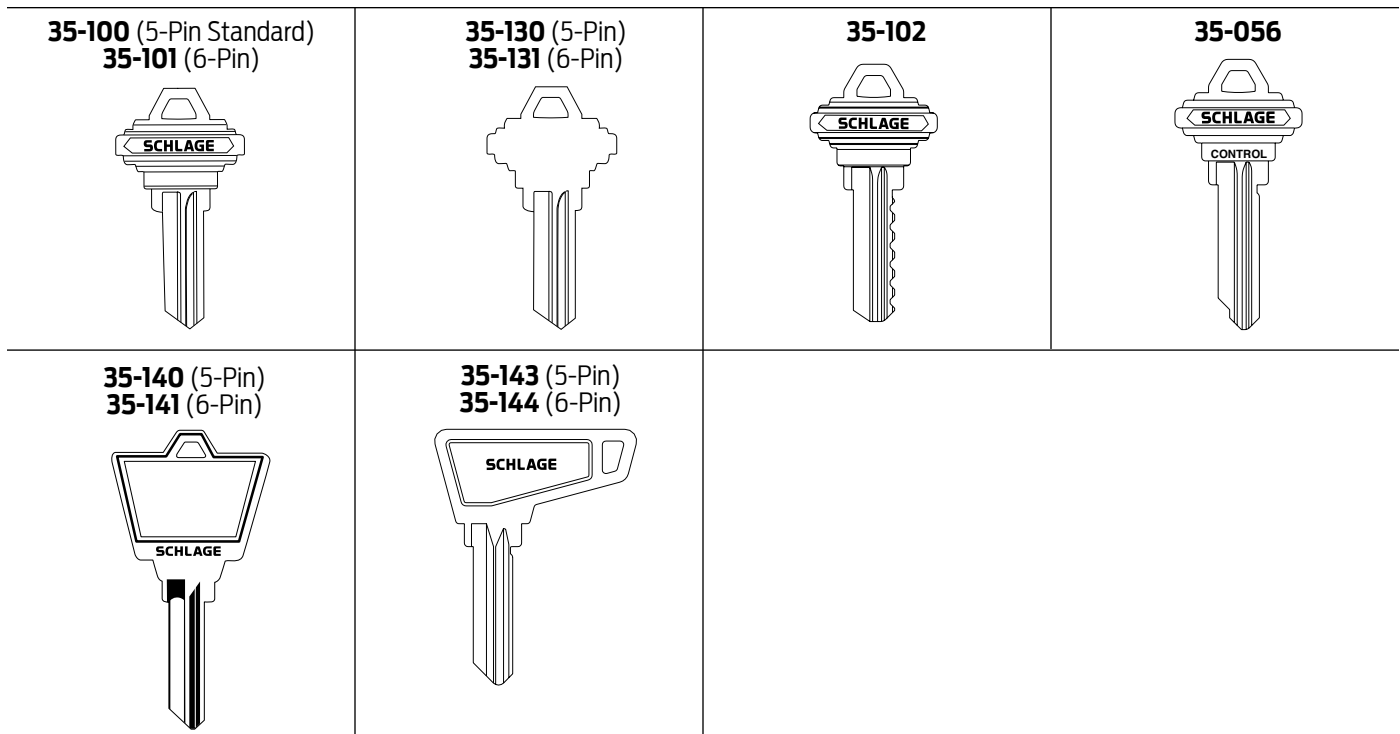
Common Pricing Information

1. Cut keys ordered with locks are priced according to appropriate extra cut key charge listed on page Keys-26.
2. Grand master sections L, LP (Primus) and Y are supplied in stainless steel only and are recommended to be cut at the factory only.
3. Stamping standards and charges are listed on page Keys-18.
4. Keying services and associated charges are listed on page Keys-22.
5. All primus Level 1+ and 7 key orders must contain the locksmith ID.
6. All restricted key orders are subject to the restricted keyway sales policies are listed in Terms & Conditions.
7. Master, grand master sections (H, J, K, L, etc.) for key blanks can be ordered in any quantity and are not subject to the purchasing in multiples of 50

Table of Contents

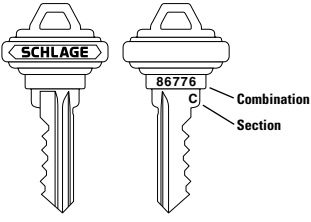
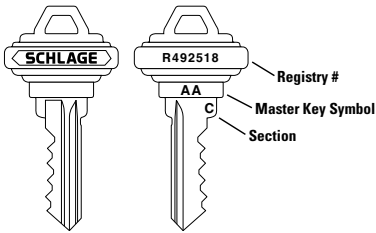
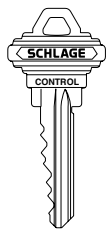
Keys Ordered Separately	Keys-4
Classic Conventional Key Blanks	Keys-4
Classic Conventional Cut Keys	Keys-5
Everest® Full Size Conventional Key Blanks and Cut Keys	Keys-6
Everest® Small Format IC Key Blanks and Cut Keys	Keys-7
Key Blanks, Best® Key Sections	Keys-7
Everest 29™ Full Size Conventional Key Blanks and Cut Keys	Keys-8
Everest 29™ Small Format IC Key Blanks and Cut Keys	Keys-9
Classic Primus® Key Blanks, Cut Keys and I.D. Cards	Keys-10
Classic Primus® XP Key Blanks, Cut Keys and I.D. Cards	Keys-11
Everest® Primus® Key Blanks, Cut Keys and I.D. Cards	Keys-12
Everest® Primus® XP Key Blanks, Cut Keys and I.D. Cards	Keys-15
Split Key Construction Keys	Keys-17
Special Keys	Keys-17
Presentation Keys	Keys-18
Key Stamping	Keys-19
Cylinder Stamping	Keys-20
Construction Core Program	Keys-21
Full Size Construction Core Program	Keys-21
Small Format Construction Core Program	Keys-22
Keying Charges	Keys-23
Contract Master Keying	Keys-23
Contract Construction Keying (CK)/Split Key Construction Keying	Keys-23
Other Keying (Non-Master Keyed)	Keys-23
Residential Master Keying (RMK) and/or Residential Construction Keying (RCK)	Keys-24
Bitting Lists (Transcripts)	Keys-26
KSC Generic Key Charts	Keys-26
Keys Ordered with Locks or Cylinders	Keys-27
Pack Change Keys Independently (PKI)	Keys-27
SITEMASTER 200®	Keys-28
Key System Management Software	Keys-28
How To Order	Forms & Examples
Letter of Authorization	Keys-29
Primus order check list	Keys-30
Master keyed order form and example	Keys-31
Master key system system summary	Keys-35
Primus face sheet	Keys-45
Primus Signature Form	Keys-47

Cylinders: Schlage Cylinder and Keyway Terminology.



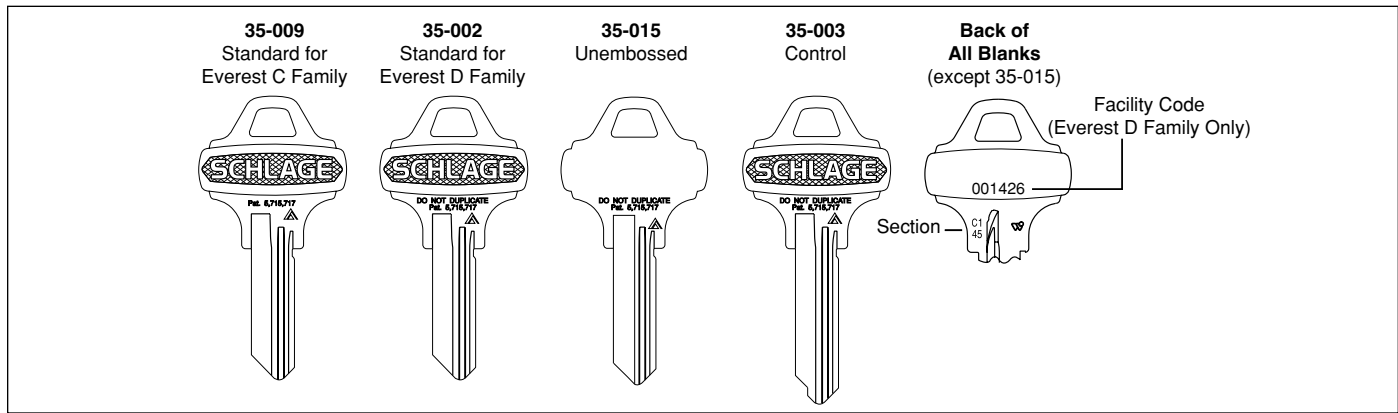
Classic Conventional Key Blanks			
Part Number	Description	Price Each	
		Standard Sections	Restricted Sections
Standard Bow			
35-100	5-Pin	Standard bow, embossed both sides	
35-130		Standard bow, unembossed both sides	
35-101	6-Pin	Standard bow, embossed both sides	
35-131		Standard bow, unembossed both sides	
35-102	Emergency	Standard bow, embossed both sides, notched for all ward positions	
35-056	Control	Standard bow, embossed both sides	
35-076		Standard bow, unembossed both sides	
35-077		Hotel Function, embossed both sides	
35-079		Hotel Function, unembossed both sides	
Large Bow			
35-140	5-Pin	Large bow, embossed both sides	
35-141	6-Pin		
Access Bow			
35-143*	5-Pin	Access bow, embossed both sides	
35-144**	6-Pin		
Note: Large bow custom logo keys are available as key blanks only. Cut keys are not available.			
* Available with C, CE, E, and F key sections only.			
** Available with all sections except L and Y.			

Keys Ordered Separately · KEYS & KEYING

<p>48-100 (5-Pin) 48-101 (6-Pin)</p> 	<p>49-100 (5-Pin) 49-101 (6-Pin)</p> 	<p>48-056 49-056</p> 
<p>Standard markings unless otherwise specified. See page Keys-18 for additional key stamping information.</p>		

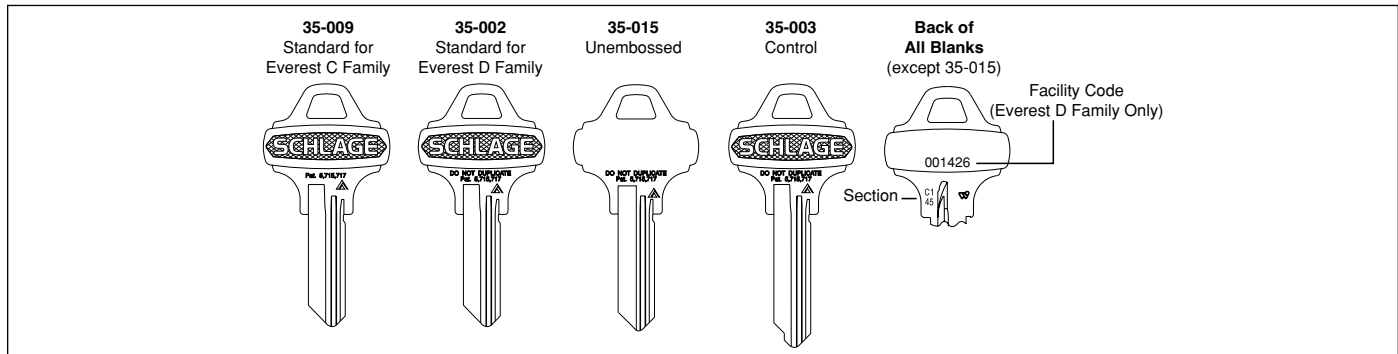
Classic Conventional Cut Keys			Price Each	
Part Number	Description		Standard Sections	Restricted Sections
Standard Bow				
48-100	5-Pin	Standard bow, embossed both sides	\$6.20	\$14.80
48-101	6-Pin			
48-130	5-Pin	Standard bow, unembossed both sides		-
48-131	6-Pin			
48-102	Emergency	Standard bow, embossed both sides, notched for all ward positions	14.80	14.80
48-056	Control	Standard bow, embossed both sides	14.80	14.80
48-076		Standard bow, unembossed both sides		
48-077		Hotel Function, embossed both sides		
48-079		Hotel Function, unembossed both sides		
Large Bow				
48-140	5-Pin	Large bow, embossed both sides	8.90	-
48-141	6-Pin			
Access Bow				
48-143*	5-Pin	Access bow, embossed both sides	8.90	-
48-144**	6-Pin			
	*	Available with C, CE, E, and F key sections only.		
	**	Available with all sections except L and Y.		

Classic Conventional Master Keys			Price Each	
Part Number	Description			
Standard Bow				
49-100	5-Pin	Standard bow, embossed both sides	10.80	
49-101	6-Pin			
49-130	5-Pin	Standard bow, unembossed both sides		
49-131	6-Pin			
49-102	Emergency	Standard bow, embossed both sides, notched for all ward positions	14.80	
49-056	Control	Standard bow, embossed both sides		
49-076		Standard bow, unembossed both sides		
49-077		Hotel Function, embossed both sides		
49-079		Hotel Function, unembossed both sides		
Large Bow				
49-140	5-Pin	Large bow, embossed both sides	14.60	
49-141	6-Pin			
Access Bow				
49-143*	5-Pin	Access bow, embossed both sides	14.60	
49-144**	6-Pin			

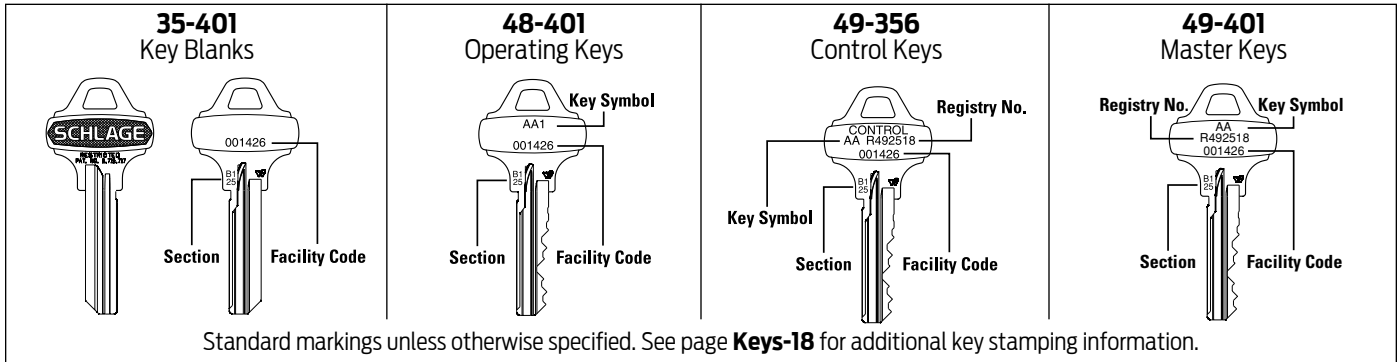


Full Size Everest Conventional Key Blanks			
Description	Part Number	C Family Open Sections	D Family Restricted Sections
Standard embossed key	35-009	Order in multiples of 50	
DO NOT DUPLICATE embossed key	35-002	\$3.20	—
DO NOT DUPLICATE unembossed key	35-015		\$6.60
Control key, DND embossed	35-003	5.30	6.60
Control key, DND, hotel function	35-016		6.60
Emergency key blank, DND	35-007	5.50	6.60


Note: 1) See page **Keys-12** for key stamping options.



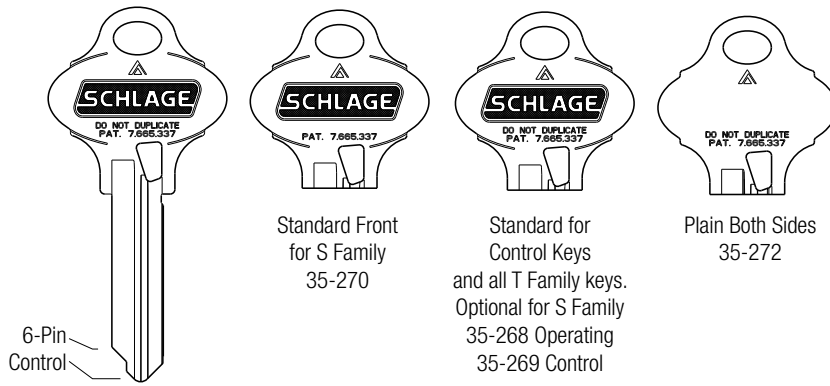
Full Size Everest Conventional Cut Keys			
Description	Part Number	C Family Open Sections	D Family Restricted Sections
Standard key	48-009	\$8.30	—
DO NOT DUPLICATE key	48-002		\$14.80
DO NOT DUPLICATE key, unembossed	48-015		
Set-up key	48-013	14.80	—
Master key	49-009		14.80
Master key, DO NOT DUPLICATE	49-002		
Master key, DO NOT DUPLICATE, unembossed	49-015		14.80
Control key DND std., non-factory system	48-003		
Control key DND std., factory system	49-003		
Control key DND, hotel function, non-factory	48-016		
Control key DND, hotel function, factory sys.	49-016		
Emergency key DND, non-factory system	48-007		
Emergency key DND, factory system	49-007		



Small Format Interchangeable Core Keys, Everest Restricted Key Sections		
Part Number	Description	Price Each
Key Blanks		
35-401	Embossed key blank (control and operating)	Order in multiples of 50 \$6.20
35-021	Unembossed key blank (control and operating)	
Cut Keys		
48-401	Embossed operating key	12.10
48-021	Unembossed operating key	
49-401	Embossed master key	12.50
49-021	Unembossed master key	
49-356	Embossed control key	
49-022	Unembossed control key	



Key Blanks, Best® Key Sections		
Part Number	Description	Price Each
35-310	Key blank, 6 or 7-pin Specify keyway using B suffix: AB = A, BB=B, CB=C, DB = D, DDB=DD, EB = E, FB = F, GB = G, HB = H, JB = J, KB = K, LB = L, NB=N, MB = M, RB=R, TBB=TB, TBD=TD, QB=Q.	Order in multiples of 50 \$2.80
Notes:	Key stamping not available on 35-310 key blanks.	



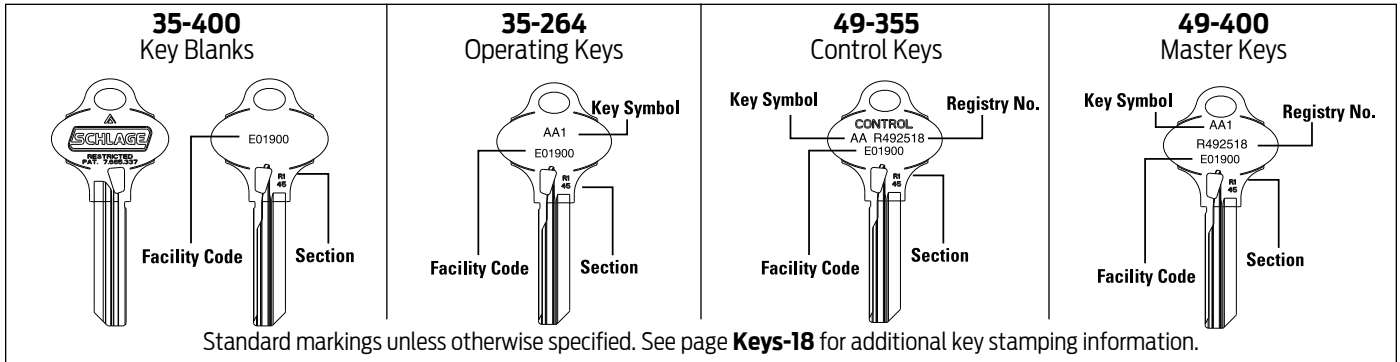
Standard markings unless otherwise specified. See **Keys-18** for additional key stamping information.

Full Size Everest 29™ Conventional Key Blanks

Description	Part Number	S Family Open Sections	T Family Restricted Sections
Standard embossed key	35-270	Order in multiples of 50	
DO NOT DUPLICATE embossed key	35-268	\$3.20	—
DO NOT DUPLICATE unembossed key	35-272		\$6.60
Control key, DND embossed	35-269	5.30	6.60
Control key, DND, hotel function	35-267		6.60
Emergency key blank, DND	35-271		6.60
Everest 29 Shim, duplicating (Order in packs of 10)	40-225	0.54	

Full Size Everest 29 Conventional Cut Keys

Description	Part Number	S Family Open Sections	T Family Restricted Sections
Standard key	48-270	\$8.30	—
DO NOT DUPLICATE key	48-268		\$15.30
DO NOT DUPLICATE key, unembossed	48-272		
Set-up key	48-034	15.30	—
Master key	49-270		15.30
Master key, DO NOT DUPLICATE	49-268		
Master key, DO NOT DUPLICATE, unembossed	49-272		
Control key DND std., non-factory system	48-269		
Control key DND std., factory system	49-269		
Control key DND, hotel function, non-factory	48-267		
Control key DND, hotel function, factory system	49-267		
Emergency key DND, non-factory system	48-271		
Emergency key DND, factory system	49-271		

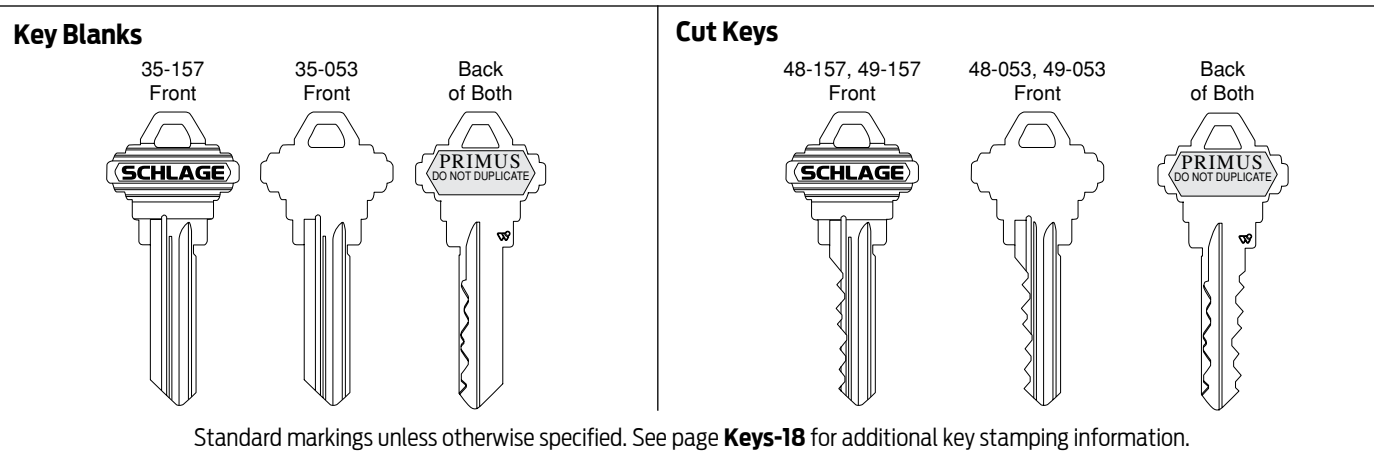


Small Format Interchangeable Core Keys, Everest 29 Restricted Key Sections		
Part Number	Description	Price Each
Key Blanks		
35-400	Embossed key blank (control and operating)	Order in multiples of 50 \$6.60
35-264	Unembossed key blank (control and operating)	
Cut Keys		
48-400	Embossed operating key	14.30
48-264	Unembossed operating key	
49-400	Embossed master key	14.90
49-264	Unembossed master key	
49-355	Embossed control key	
49-000	Unembossed control key	

CYLINDERS / KEYS / AUXILIARY

Cylinders

CL-Series

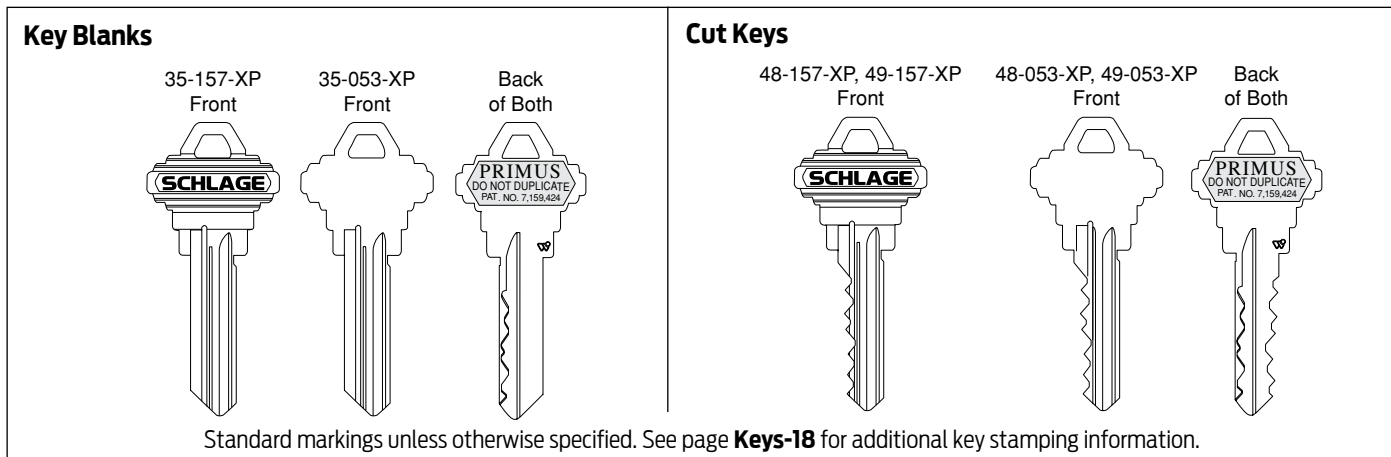


Classic Primus Key Blanks and Cut Keys

Part Number	Description	Price Each
Key Blanks		
35-157	Standard bow, embossed both sides	Order in multiples of 50 \$7.70
35-053	Standard bow, unembossed one side, "PRIMUS" logo on one side	
35-171	Standard Bow, Stainless steel LP section key	51.00
35-116	Large bow, embossed both sides	12.50
35-115	Access bow, embossed both sides	
35-158	Control key, standard bow, embossed both sides	12.00
35-052	Control key, standard bow, unembossed one side, "PRIMUS" logo on one side	
35-159	Lockout key, standard bow, embossed both sides	12.00
Cut Keys		
48-157	Standard bow, embossed both sides	18.80
48-053	Standard bow, unembossed one side, "PRIMUS" logo on one side	
48-171	Standard bow, stainless steel LP section key	71.90
48-116	Large bow, embossed both sides	23.90
48-115	Access bow, embossed both sides	
48-158	Control key, standard bow, embossed both sides	18.30
48-052	Control key, standard bow, unembossed one side, "PRIMUS" logo on one side	
48-172	Control key, stainless steel LP section control key	82.70
48-159	Lockout key, standard bow, embossed both sides	18.80
Master Keys		
49-157	Standard bow, embossed both sides	18.80
49-053	Standard bow, unembossed one side, "PRIMUS" logo on one side	
49-171	Standard bow, stainless steel LP section key	71.90
49-116	Large bow, embossed both sides	23.90
49-115	Access bow, embossed both sides	
49-158	Control key, standard bow, embossed both sides	18.80
49-052	Control key, standard bow, unembossed one side, "PRIMUS" logo on one side	
49-172	Control key, stainless steel LP section control key	82.70

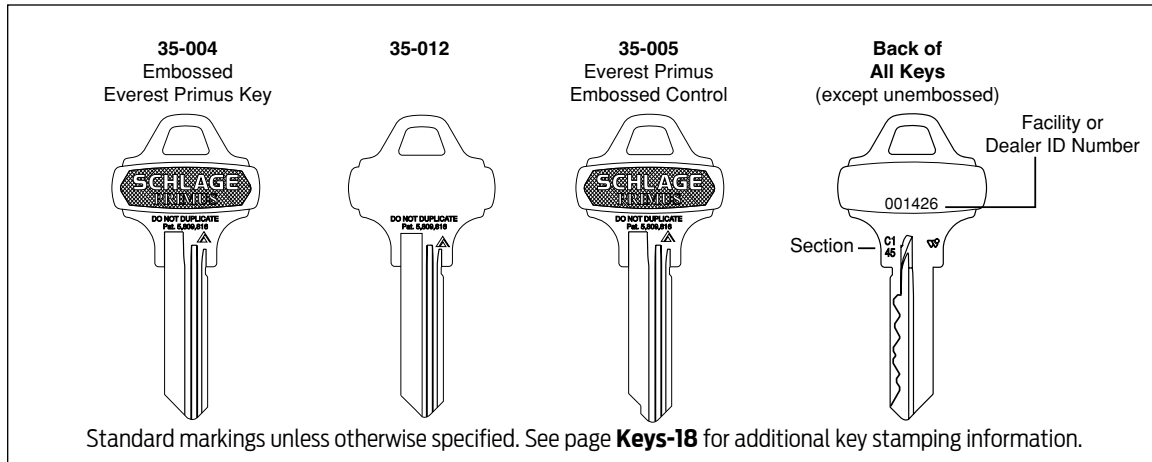
Classic Primus I.D. Cards

Part Number	Level	Price Each
40-061	1	Order in multiples of 50 \$3.20
40-065	1 Plus	
40-062	2	



Classic Primus Key Blanks and Cut Keys		
Part Number	Description	Price Each
Key Blanks		
35-157-XP	Standard bow, embossed both sides	Order in multiples of 50 \$7.70
35-053-XP	Standard bow, unembossed one side, "PRIMUS" logo on one side	
35-171-XP	Standard Bow, Stainless Steel LP section	51.00
35-116-XP	Large bow, embossed both sides	12.50
35-115-XP	Access bow, embossed both sides	
35-158-XP	Control key, standard bow, embossed both sides	12.00
35-052-XP	Control key, standard bow, unembossed one side, "PRIMUS" logo on one side	
35-159-XP	Lockout key, standard bow, embossed both sides	12.00
Cut Keys		
48-157-XP	Standard bow, embossed both sides	18.80
48-053-XP	Standard bow, unembossed one side, "PRIMUS" logo on one side	
48-171-XP	Standard bow, stainless steel LP section key	71.90
48-116-XP	Large bow, embossed both sides	23.90
48-115-XP	Access bow, embossed both sides	
48-158-XP	Control key, standard bow, embossed both sides	18.30
48-052-XP	Control key, standard bow, unembossed one side, "PRIMUS" logo on one side	
48-172-XP	Control key, stainless steel LP section control key	82.70
48-159-XP	Lockout key, standard bow, embossed both sides	18.80
Master Keys		
49-157-XP	Standard bow, embossed both sides	18.80
49-053-XP	Standard bow, unembossed one side, "PRIMUS" logo on one side	
49-171-XP	Standard bow, stainless steel LP section key	71.90
49-116-XP	Large bow, embossed both sides	23.90
49-115-XP	Access bow, embossed both sides	
49-158-XP	Control key, standard bow, embossed both sides	18.80
49-052-XP	Control key, standard bow, unembossed one side, "PRIMUS" logo on one side	
49-172-XP	Control key, stainless steel LP section control key	82.70

Classic Primus I.D. Cards		
Part Number	Level	Price Each
40-061-XP	1	Order in multiples of 50 \$3.20
40-065-XP	1 Plus	
40-062-XP	2	

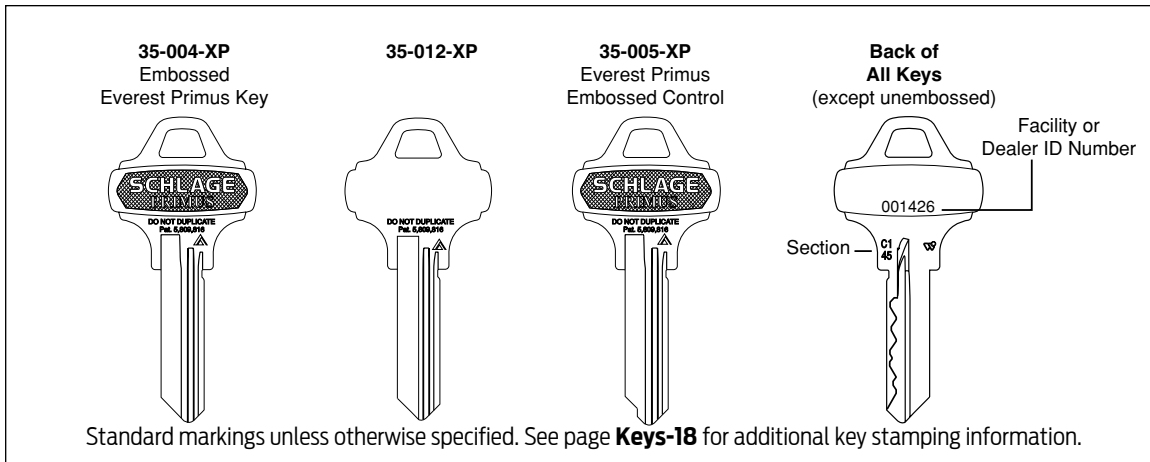


Everest Primus Key Blanks and Cut Keys

Part Number	Description		Price Each
Key Blanks			
35-004	6-Pin	Standard bow, embossed one side	Order in multiples of 50 \$7.80
35-012		Standard bow, unembossed	
35-005	Control	Control key, standard bow, embossed one side	12.20
35-013		Control key, standard bow, unembossed	
35-006	Lockout	Lockout key, standard bow, embossed one side	
35-019		Lockout key, standard bow, unembossed	
Cut Keys			
48-004	6-Pin	Standard bow, embossed one side	18.80
48-012		Standard bow, unembossed	
48-005	Control	Control key, standard bow, embossed one side	
48-020		Control key, standard bow, unembossed	
48-006	Lockout	Lockout key, standard bow, embossed one side	
48-019		Lockout key, standard bow, unembossed	
Master Keys			
49-004	6-Pin	Standard bow, embossed one side	18.80
49-012		Standard bow, unembossed	
49-005	Control	Control key, standard bow, embossed one side	
49-020		Control key, standard bow, unembossed	

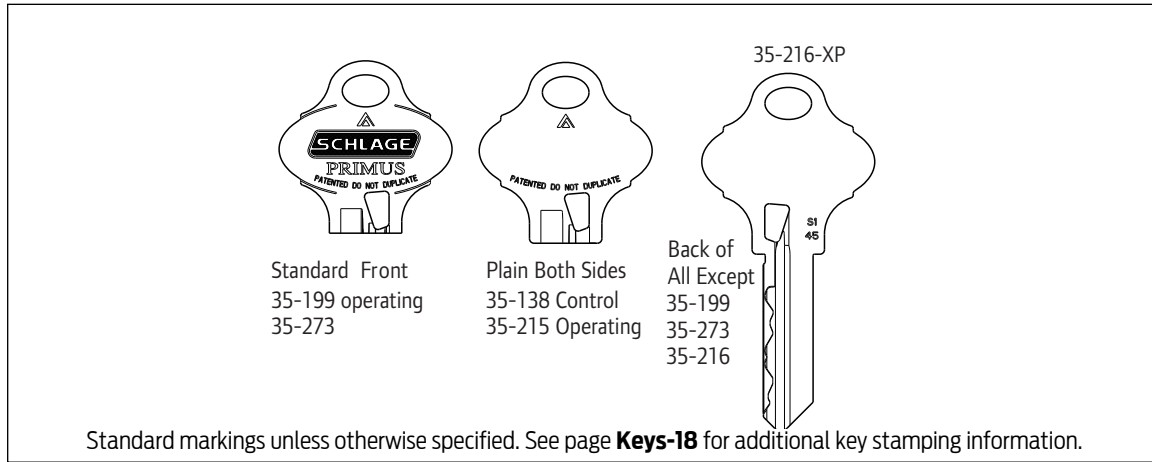
Everest Primus I.D. Cards

Part Number	Level	Price Each
40-060	1	Order in multiples of 50 \$3.90



Everest Primus XP Key Blanks and Cut Keys			
Part Number	Description		Price Each
Key Blanks			
35-004-XP	6-Pin	Standard bow, embossed one side	Order in multiples of 50 \$7.80
35-012-XP		Standard bow, unembossed	
35-005-XP	Control	Control key, standard bow, embossed one side	12.20
35-013-XP		Control key, standard bow, unembossed	
35-006-XP	Lockout	Lockout key, standard bow, embossed one side	
35-019-XP		Lockout key, standard bow, unembossed	
Cut Keys			
48-004-XP	6-Pin	Standard bow, embossed one side	18.80
48-012-XP		Standard bow, unembossed	
48-005-XP	Control	Control key, standard bow, embossed one side	
48-020-XP		Control key, standard bow, unembossed	
48-006-XP	Lockout	Lockout key, standard bow, embossed one side	
48-019-XP		Lockout key, standard bow, unembossed	
Master Keys			
49-004-XP	6-Pin	Standard bow, embossed one side	18.80
49-012-XP		Standard bow, unembossed	
49-005-XP	Control	Control key, standard bow, embossed one side	
49-020-XP		Control key, standard bow, unembossed	

Everest Primus XP I.D. Cards		
Part Number	Level	Price Each
40-060-XP	7 or 8	Order in multiples of 50 \$3.90

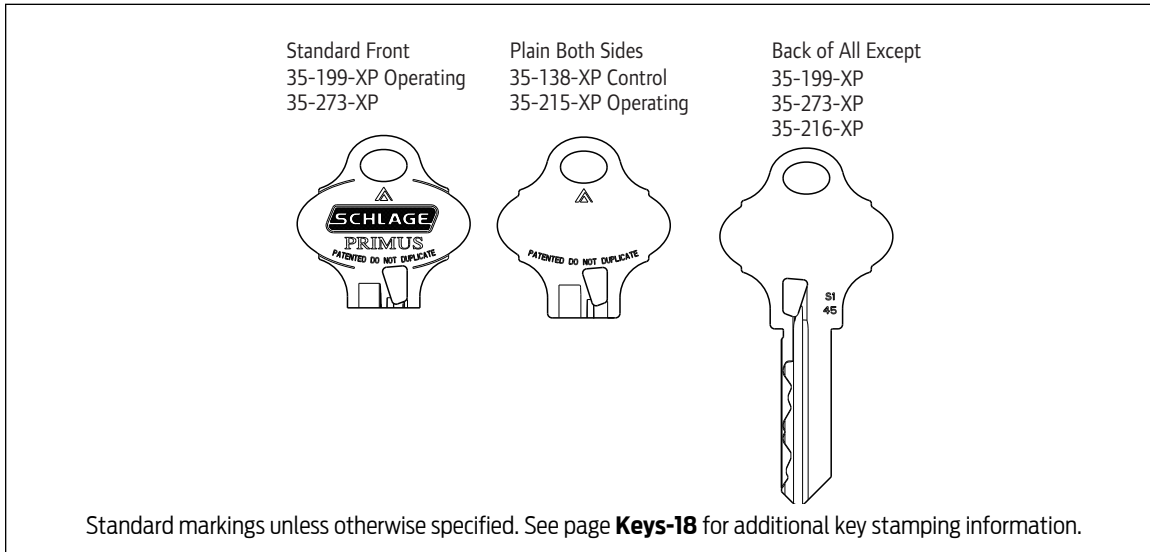


Everest 29 Primus Key Blanks and Cut Keys

Part Number	Description		Price Each
Key Blanks			
35-199	6-Pin	Standard bow, embossed one side	Order in multiples of 50 \$8.00
35-215		Standard bow, unembossed	
35-273	Control	Control key, standard bow, embossed one side	12.80
35-138		Control key, standard bow, unembossed	
35-216	Lockout	Lockout key, standard bow, embossed one side	
35-218		Lockout key, standard bow, unembossed	
Cut Keys			
48-199	6-Pin	Standard bow, embossed one side	19.70
48-215		Standard bow, unembossed	
48-273	Control	Control key, standard bow, embossed one side	
48-014		Control key, standard bow, unembossed	
48-216	Lockout	Lockout key, standard bow, embossed one side	
48-218		Lockout key, standard bow, unembossed	
Master Keys			
49-199	6-Pin	Standard bow, embossed one side	19.70
49-215		Standard bow, unembossed	
49-273	Control	Control key, standard bow, embossed one side	
49-023		Control key, standard bow, unembossed	

Everest 29 Primus I.D. Cards

Part Number	Level	Price Each
40-060	7 or 8	Order in multiples of 50 \$3.90



Everest 29 Primus XP Key Blanks and Cut Keys

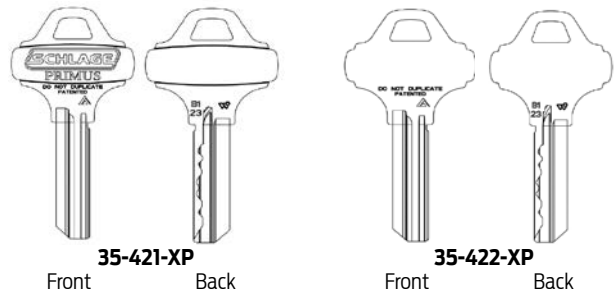
Part Number	Description		Price Each
Key Blanks			
35-199-XP	6-Pin	Standard bow, embossed one side	Order in multiples of 50 \$8.00
35-215-XP		Standard bow, unembossed	
35-273-XP	Control	Control key, standard bow, embossed one side	12.80
35-138-XP		Control key, standard bow, unembossed	
35-216-XP	Lockout	Lockout key, standard bow, embossed one side	
35-218-XP		Lockout key, standard bow, unembossed	
Cut Keys			
48-199-XP	6-Pin	Standard bow, embossed one side	19.70
48-215-XP		Standard bow, unembossed	
48-273-XP	Control	Control key, standard bow, embossed one side	
48-014-XP		Control key, standard bow, unembossed	
48-216-XP	Lockout	Lockout key, standard bow, embossed one side	
48-218-XP		Lockout key, standard bow, unembossed	
Master Keys			
49-199-XP	6-Pin	Standard bow, embossed one side	19.70
49-215-XP		Standard bow, unembossed	
49-273-XP	Control	Control key, standard bow, embossed one side	
49-023-XP		Control key, standard bow, unembossed	

Everest 29 Primus XP I.D. Cards

Part Number	Level	Price Each
40-060-XP	7 or 8	Order in multiples of 50 \$3.90

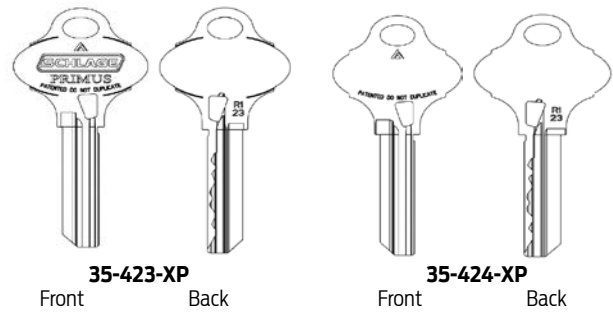
**Everest B Keyway Family Primus XP
Key Blanks and Cut Keys**

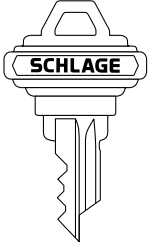

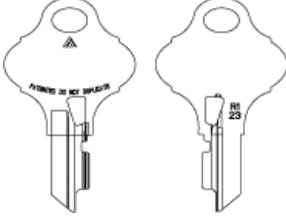

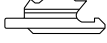

Part Number	Description	Price Each
Key Blanks		
35-421-XP	Standard Bow, Embossed one side	Order in multiples of 50 \$8.00
35-422-XP	Standard Bow, Unembossed	
Cut Keys		
48-421-XP	Standard Bow, Embossed one side	19.70
48-422-XP	Standard Bow, Unembossed	
Master Keys		
49-421-XP	Standard Bow, Embossed one side	19.70
49-422-XP	Standard Bow, Unembossed	



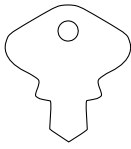
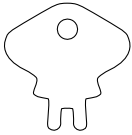
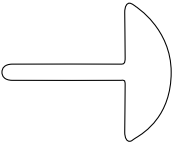
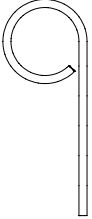
**Everest 29 R Keyway Family Primus XP
Key Blanks and Cut Keys**

Part Number	Description	Price Each
Key Blanks		
35-423-XP	Standard Bow, Embossed one side	Order in multiples of 50 \$8.00
35-424-XP	Standard Bow, Unembossed	
Cut Keys		
48-423-XP	Standard Bow, Embossed one side	19.70
48-424-XP	Standard Bow, Unembossed	
Master Keys		
49-423-XP	Standard Bow, Embossed one side	19.70
49-424-XP	Standard Bow, Unembossed	

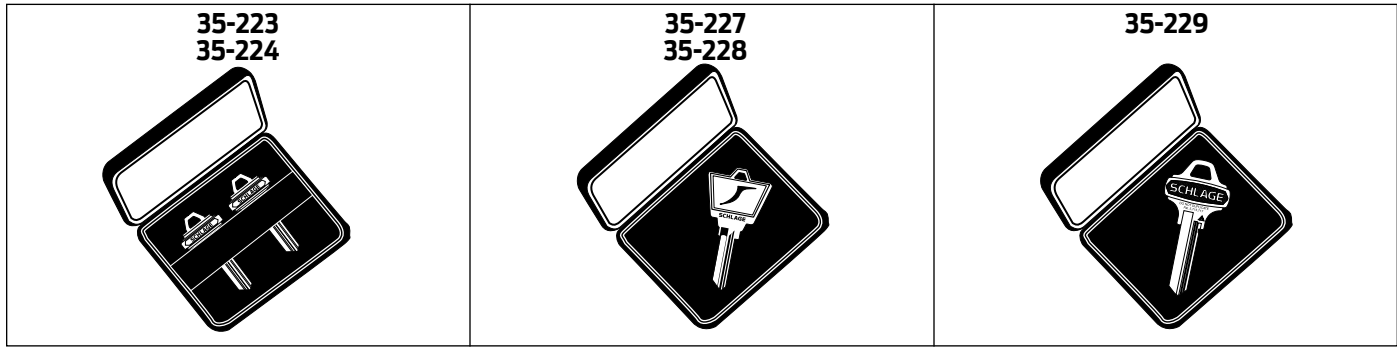


Classic	Everest®	48-097	Standard	Hotel Cylindrical
35-104 Key Blank 48-104 Cut Key	35-008 Key Blank 48-008 Cut Key		35-110 Classic Blank 48-113 Classic Cut 35-289 Everest Blank 48-289 Everest Cut	35-111 Classic Blank 48-114 Classic Cut 35-039 Everest Blank 48-039 Everest Cut
				
			35-057	
				

Split Key Construction Keys				
Description	Part Number			Price Each
	Classic	Everest	Everest 29	
Key Blanks				
Construction key, standard bow, embossed	35-104	35-008	35-097	\$6.00
Construction insert	35-110	35-289	35-289	8.40
Construction insert, A85, AL85, D85, ND85, or H185 function	35-111	35-039	35-039	
Extractor tool	35-057			20.50
Cut Keys				
Construction key, standard bow, embossed	48-104	48-008	48-097	6.00
Construction insert	48-113	48-289	48-289	8.40
Construction insert, A85, AL85, D85, ND85, or H185 function	48-114	48-039	48-039	
Notes:	Split key construction keys are NOT available for interchangeable core cylinders.			
	Split key construction keys are ONLY available in L, Y, 0000 and ZZZZ Classic sections, C000 and D000 Everest sections and S000 and T000 Everest 29 sections.			

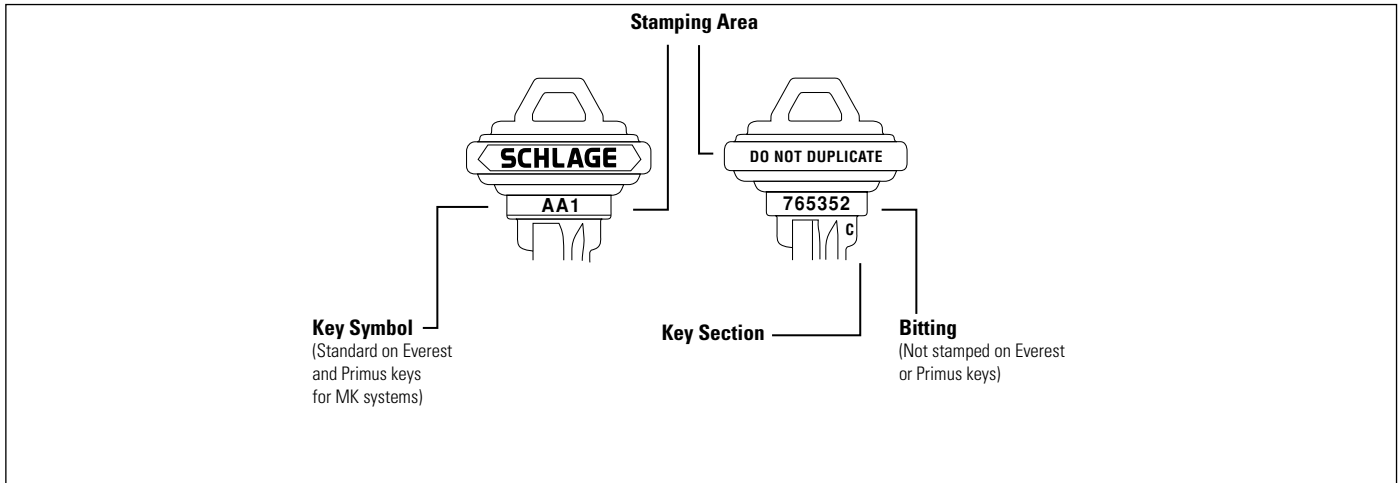
35-250	35-251	L583-233-458	M504-271
			

Special Keys		
Part Number	Description	Price Each
35-250	Emergency key, A40, AL40, D40, or ND40 function	\$4.80
35-251	Spanner key, A85, AL85, D85, ND85, or H185 function	
L583-233-458	Emergency turn, L9040 function (note: for L9040 with outside indicator, a small flathead screwdriver is used instead of an emergency turn)	17.40
M504-271	Emergency key, F40 or S40 function	1.50
61-509	Emergency release key standard size, for occupancy deadbolts (Includes one key, ring, and instruction tag.)	10.00
61-510	Emergency release key large, for occupancy deadbolts (Includes one key, ring, and instruction tag.)	19.10



Presentation Keys

Part Number	Description		Price Each
Key Blanks			
35-223	5-Pin	Velvet case with 2 standard bow Classic gold plated blanks, embossed both sides	\$160.00
35-224	6-Pin		
35-227	5-Pin	Velvet case with 1 large bow Classic gold plated blank, embossed both sides	
35-228	6-Pin		
35-229	6-Pin	Velvet case with 1 Everest gold plated blank	
Cut Keys			
48-223	5-Pin	Velvet case with 2 standard bow Classic gold plated keys, embossed both sides	\$174.00
48-224	6-Pin		
48-227	5-Pin	Velvet case with 1 large bow Classic gold plated key, embossed both sides	
48-228	6-Pin		
48-229	6-Pin	Velvet case with 1 Everest gold plated key	
Master Keys			
49-223	5-Pin	Velvet case with 2 standard bow Classic gold plated keys, embossed both sides	\$189.00
49-224	6-Pin		
49-227	5-Pin	Velvet case with 1 large bow Classic gold plated key, embossed both sides	
49-228	6-Pin		
49-229	6-Pin	Velvet case with 1 Everest gold plated key	
Note:	Customized presentation keys require high-resolution logo file in "tiff" or "eps" format.		



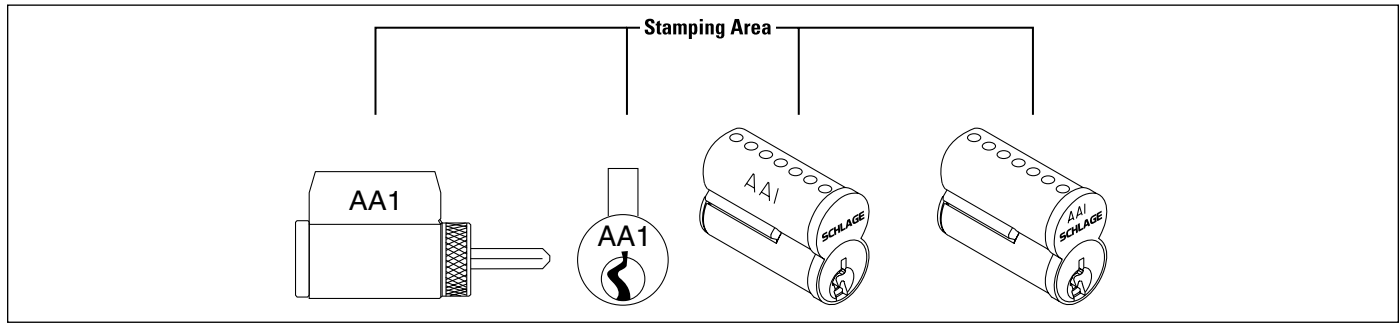
Key Stamping

Description	Notes	Key Type	Specify	Part Number	Price Each Key
Visual Key Control (VKC) with standard key symbols	1, 9	Classic Conventional	Stamp key symbol on key	50-217	\$2.50
	1, 2	Everest & all Primus	(furnished as standard)	—	N/C
Non-standard code	1, 5, 8	All conventional & all Primus	Non-standard code	50-003	6.80 per side
DO NOT DUPLICATE		Classic Conventional	Stamp key "Do Not Duplicate"	XQ06-878	N/C
		Everest C or Everest 29 S Family Conventional	Use 35-002 blanks (C) or 35-268 (S)	—	
	3	Everest B or Everest 29 R Family	(furnished as standard)	—	N/C
		Everest D, Everest 29 T Family, all Primus			
Custom die stamp	4, 5	All Conventional & all Primus	Die Stamp Information	50-219	4.60 per side
Delete key section from bow		Classic and Everest Conventional, Classic and Everest Primus/Primus XP, Everest Primus	Delete key section	50-220	4.60
Bitting not stamped	9	Classic Conventional	Delete key combination	50-221	2.50
		Everest & all Primus	(furnished as standard)	—	N/C
Stamp bitting	6	Classic Conventional	(furnished as standard)	—	N/C
		Everest C or Everest 29 S Family Conventional	Stamp key bitting	50-233	6.80
Stamp with Serial Number	1, 7	Restricted Everest (B, D), Everest 29 (R, T)	Stamp Key with Serial Number	50-229	2.60

- Notes:
- 1.) Maximum of 6 characters for VKC, Non Standard Code or Serial number stamping.
 - 2.) Specify "delete key symbol on key" if VKC is not required. Available at no charge.
 - 3.) Everest B and Everest 29 R Family keys are stamped "RESTRICTED".
 - 4.) Contact product support, new dies are subject to a one time charge that is quoted through RFQ process; all new dies remain the property of Schlage Lock Company.
 - 5.) Only available on unembossed keys.
 - 6.) Not available on Primus or Everest B and D or Everest 29 R and T Family keys or on keys with key symbols stamped (VKC).
 - 7.) Serial Number is a Straight Numerical Sequence.
 - 8.) Sequential stamping will be charged as non-standard code (example: AA1-1, AA1-2, etc.).
 - 9.) When selecting VKC (50-217) with DHI standard key symbols for Classic Conventional systems, Delete Combination (50-221) will be included at no charge.

When ordered with a lock or cylinder, 50-XXX charges will be added as an option to the product when applicable. Stand alone 50-XXX Charges will be separate lines and priced separately.

Cylinder Stamping · KEYS & KEYING



Cylinder Stamping

Description	Notes	Key Type	Specify	Part Number	Price Each
Visual Key Control (VKC) with standard key symbols or non standard codes	1	Classic Conventional, Everest C & D, Everest 29 S & T Conventional (Not available for Primus or Primus XP)	Stamp key symbol or non-conventional code on face (VKC) or Cylinder or core.	50-002	\$6.20
		Everest B Family and Everest 29 R (SFIC)		—	N/C
Concealed Key Control (CKC) with standard key symbols or Non-standard codes	1	Classic Conventional, Everest C & D, Everest 29 S & T Conventional, Primus and Primus XP cylinders	Stamp key symbol or non-conventional code on side (CKC) of core	50-216	\$6.20
		Everest B Family and Everest 29 R (SFIC)		—	N/C
Note:		Maximum of 6 characters for VKC, Non Standard Code or Serial number stamping.			

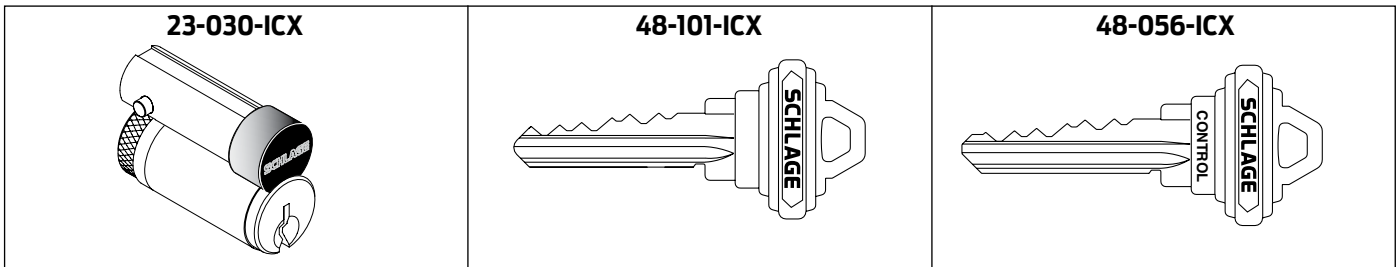
When ordered with a lock or cylinder, 50-XXX charges will be added as an option to the product when applicable. Stand alone 50-XXX Charges will be separate lines and priced separately.

Full Size Construction Core Program

Temporary construction cores may be ordered with full size interchangeable core locks, mortise cylinders and rim cylinders. These cores may also be ordered separately. All construction cores are assessed a non-refundable handling charge (50-231). See **Terms & Conditions** for more information.

Features:

- 6-Pin C keyway.
- Construction cores have a two-tone face: the faceplate is a flat black finish (622) and the plug is unfinished brass.
- Back of each core is marked with the letter that identifies the keyed alike group: A, B or C.
- Construction cores are furnished with no keys (NCK). **Cut keys must be ordered separately.**
- A control key is required to install and remove construction cores. **Control keys must be ordered separately.** If a control key is not ordered, one will be supplied at a charge of \$14.80.
- Construction cores may be returned for credit. Contact your Schlage representative for return authorization. Credit is issued upon receipt of cores at our factory.



Full Size Construction Core Program

Part Number	Description	Specify	Price Each
23-030-ICX	Construction core	New jobs: Specify "ICX" Existing jobs: Specify "ICA", "ICB" or "ICC".	\$67.00
48-101-ICX	Cut key for construction phase (order separately)		7.50
48-056-ICX	Cut control key (order separately)		14.80
50-231	Non-refundable handling charge (per core)		9.50
Notes:	To order mortise and rim cylinders with full size construction cores for a new job, suffix ICX to non-Primus cylinder number. Example: 30-008 ICX. For existing construction core combinations, specify ICA, ICB, or ICC . Construction cores for a given project are keyed alike to one of a limited number of combinations nationwide. Other Schlage projects in the same area using the same or different contractors may use the same key. Where a higher degree of security is desired, order a set of conventional or Primus® cores in 606 or 626 finish keyed alike to a random combination. Specify "KA Group 1". Such cores would not be assessed the handling fee and are not returnable to Schlage.		

Example:

Example for construction core charges and credits. distributor XYZ ordered 150 construction cores with 20 keys and one control key. The following charges apply to this order:

1. 23-030-ICX construction cores (150 units).
2. 48-101-ICX cut keys (20 units).
3. 48-056-ICX cut control key (1 unit).
4. 50-231 Non-refundable handling charge (150 units-one per core ordered).

Upon return of the cores to the factory the distributor will be credited for the following:

1. 23-030-ICX construction cores (150 units).

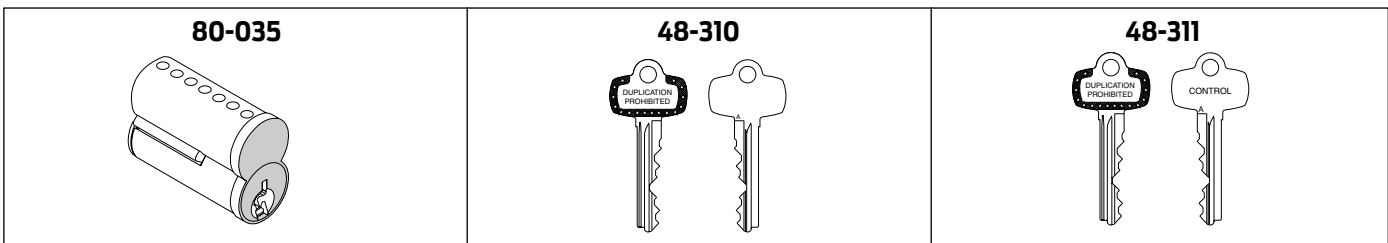
There is no credit for the keys or handling fee.

Small Format Construction Core Program

Temporary construction cores may be ordered with small format interchangeable core locks, mortise cylinders and rim cylinders. These cores may also be ordered separately. All construction cores are assessed a non-refundable handling charge (50-231). See **Terms & Conditions** for more information.

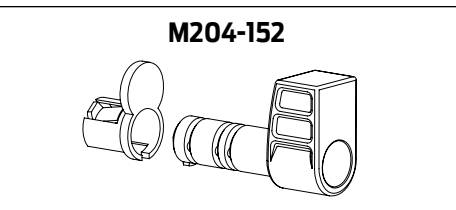
Features:

- Best® A keyway
- Construction cores have a green or brown face. Each color is keyed alike to its own operating and control key.
- Construction cores are furnished with no keys (NCK). **Cut keys must be ordered separately. If construction operating keys are not ordered, one 48-310 cut key will be provided per order at a charge of \$7.90 unless specifically stated to not include.**
- A control key is required to install and remove construction cores. **Control keys must be ordered separately. If a control key is not ordered, one will be supplied at a charge of \$14.80.**
- Construction cores may be returned for credit. Contact your Schlage representative for return authorization. Credit is issued upon receipt of cores at our factory.
- Small format disposable cores may not be returned for credit.



Small Format Construction Cores

Part Number	Description	Specify	Price Each
48-310	Cut key for construction phase (order separately)	Schlage assigns the color for each order at random. If a specific color is required, specify "GRN" for green and "BRN" for brown cores.	\$7.90
48-311	Cut control key (order separately)		14.80
80-035	Construction core		40.00
50-231	Non-refundable handling charge (per core)		9.50



Small Format Disposable Cores

Part Number	Description	Price Each
M204-152	Disposable plastic construction core	\$5.50

Example:

Example for construction core charges and credits. distributor XYZ ordered 150 construction cores with 20 keys and one control key. The following charges apply to this order:

1. 80-035 construction cores (150 units).
2. 48-310 cut keys (20 units).
3. 48-311 cut control key (1 unit).
4. 50-231 Non-refundable handling charge (150 units-one per core ordered).

Upon return of the cores to the factory the distributor will be credited for the following:

1. 80-035 construction cores (150 units).

There is no credit for the keys or handling fee.

Contract Master Keying		
Part Number	Description	Price Each
50-210	Cylinder Master keyed (MK), grand master keyed (GMK), Emergency Master keyed (EMK), and Single keyed (SKD) groups (charge does not apply to interchangeable core)	\$18.30
—	Interchangeable core Master keyed (MK), grand master keyed (GMK), and Single keyed (SKD) groups	N/C
Note:	The Schlage Master Key Department determines and makes the final decision in the selection and use of key sections. 100% Expansion is allowed for new master key systems unless.	

Contract Construction Keying (CK)/Split Key Construction Keying		
Part Number	Description	Price Each
50-211	Cylinder Construction keyed (CK)	\$10.80
Notes:	<p>Construction keyed cylinder charges are in addition to master keying charges.</p> <p>Pack Keys Individual (PKI) 60-000 packing is included at no extra charge.</p> <p>Construction keying not available with Primus cylinders or interchangeable cores. Construction cores may be ordered for Interchangeable core locks, mortise cylinders or rim cylinders for use during construction. See Construction Core Program).</p> <p>Split Key construction keying requires 6 pin cylinders.</p> <p>Construction master keys must be ordered separately</p> <p>Extractor tool (35-057) will be added to all split key construction key orders unless specifically notes to exclude. Charge for 35-057 is \$20.50.</p>	

Other Keying (Non-Master Keyed)		
Part Number	Description	Price Each
—	Cylinder keyed different (KD) or keyed alike to a Schlage selected combination (KA) in sets of 2 or more, include FSIC.	N/C
—	Cylinder 0-bitted or 1-bitted, as applicable*	N/C
50-001	Conventional and Primus Conventional cylinder keyed to a specified combination	\$9.10
*	<p>Conventional non-IC cylinders: Available 0-Bitted. 1-Bitted is not available and if specified, 0-bitted will be furnished. Conventional IC cylinders: Furnished 1-bitted. 0-Bitted is not available and if specified, 1-bitted will be furnished.</p> <p>Primus cylinders: All Furnished 0-bitted. 1 bitted is not available and if specified, 0-bitted is furnished.</p>	

When ordered with a lock or cylinder, 50-XXX charges will be added as an option to the product when applicable. Stand alone 50-XXX Charges will be separate lines and priced separately.

Residential Master Keying (RMK) and/or Residential Construction Keying (RCK)

Qualifications:

- Residential projects.
- RMK and/or RCK must be specified on the order.
- Systems are available in 5-Pin C keyway only.
- Systems cannot be combined with Contract Master Key systems.
- Two levels of keying maximum (Change Key and Master Key levels only).
- Maison keying allowed.
- Door detailing and labeling allowable as listed below.

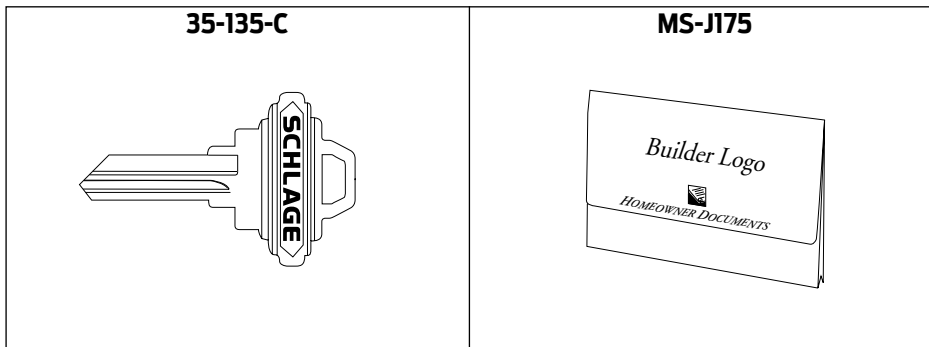
Residential Master Keying (RMK)

Part Number	Description	Price Each
50-223	Cylinder Residential Master keyed (RMK)	\$2.60
49-100	Residential Master Key - Not offered for commercial products	12.60

Residential Construction Keying (RCK)/Lost Ball Construction Keying

Part Number	Description	Price Each
50-224*	Cylinder Residential Construction keyed (RCK)	\$2.60
48-100	Residential Construction Master Key	6.20
Notes:	Lost ball construction device is triggered by the highest level permanent key unless otherwise specified.	
	Change keys packed in envelopes and packed in lock box. PKI packing available at no additional charge.	
	Residential Construction keying charges are in addition to Residential Master keying charges.	

When ordered with a lock or cylinder, 50-XXX charges will be added as an option to the product when applicable. Stand alone 50-XXX Charges will be separate lines and priced separately.



Custom Presentation Keys

Part Number	Description	Price Each
35-135-C*	Large bow custom logo key (minimum order quantity: 400 keys)	\$2.80
50-230	Die charge for key customization (one time charge on initial order)	237.00 net
*	<i>Send Building Partnerships orders to address given at bottom of page.</i>	
Notes:	Large bow custom logo keys are available as key blanks only. Cut keys are not available.	
	Customized presentation keys require high-resolution logo file in "tiff" or "eps" format.	

Homeowners Document Folders

Part Number	Description	Price Each
MS-J175*	Document folder, plain	\$6.30
MS-J175*	Document folder, customized (minimum customized order quantity: 100 folders)	10.50
*	<i>Send Building Partnerships orders to address given at bottom of page.</i>	
	Customized presentation keys require high-resolution logo file in "tiff" or "eps" format.	

Send Building Partnerships orders to:

Trade Marketing
Schlage Lock Company
Residential Customer Service
2119 E. Kansas City Rd.
Olathe, KS 66061
FAX: (800) 366-5625
email: res_contact_center@allegion.com

Bitting Lists (Transcripts)		
Part Number	Description	Price Each
50-123	Bitting list for factory master keyed products (requires written authorization from end-user).	\$212.00*
50-120	Establish new master key system for field master keying (one-time charge). Each bitting is assessed a 50-121 or 50-122 charge below.	31.70
50-121	New master key bitting for cylinders keyed in the field. 50-120 charge assessed if this bitting establishes a new system.	4.10
50-122	New change key bitting for cylinders keyed in the field.	3.20
*	<i>Can be used for SiteMaster download (keying and bitting details) if ordered as such. Please specify SiteMaster download file if applicable in the details column. Information reequired: is Structure or original order number, end user name, city and state (used to verify the structure number). Also required is an email address for the end user, include their full name to address the email and a "Letter Of Authorization".</i>	

KSC Generic Key Charts		
Part Number	Description	Price Each
50-600	6-Pin system with 4,096 change combinations furnished	\$1,177.00
50-700	7-Pin system with 16,384 change combinations furnished	\$1,526.00
Notes:	KSC systems are for dealer or end-user maintained master key systems. KSC systems cannot be converted or tied to factory established or factory maintained systems.	
	KSC systems are furnished with instruction manual and binder.	
	Number of valid/ usable change combinations provided in 50-600 is not guaranteed due to system constraints. 4,096 is the theoretical number possible, actual number of valid/ usable changes will vary.	

When ordered with a lock or cylinder, 50-XXX charges will be added as an option to the product when applicable. Stand alone 50-XXX Charges will be separate lines and priced separately.

Keys Ordered with Locks or Cylinders (2 std bow keys provided with keyed locks or cylinders)		
Part Number	Description	Price Each
50-214	Extra cut Primus keys ordered with lock or cylinder.	\$10.20
50-215	Extra cut standard bow Classic or Everest C or Everest 29 S Family keys ordered with lock or cylinder	3.90
50-227	Extra cut large bow or access bow keys ordered with lock or cylinder	6.30
50-228	Cut large bow or access bow keys substituted for standard bow Classic keys	2.90
50-232	Extra cut Classic restricted families, Everest B Family, Everest D, Everest 29 R and Everest 29 T family keys ordered with lock or cylinder.	7.50

Pack Change Keys Independently (PKI)		
Part Number	Description	Price Each
60-000	Pack change keys independently (PKI) for split key construction keying	N/C
60-001	Pack change keys independently (PKI)	\$0.54

When ordered with a lock or cylinder, 50-XXX charges will be added as an option to the product when applicable. Stand alone 50-XXX Charges will be separate lines and priced separately.



SITEMASTER 200®

Key System Management Software

Description	Part Number	Price Each
Windows Full Version on CD	SM01-391	\$2,368.00
Windows Full Version with Lockshop Enhancement	SM01-392	2,619.00
Notes:	SiteMaster manuals have been replaced by an extensive help menu on the CD	
	SiteMaster comes without any information loaded. The download file needs to be ordered (see Part Number 50-123 Page 347 ordering instructions) and Schlage is not responsible to load personnel information, etc.	

Forms

Description	Part Number	Price Each
Key Record Form (order in multiples of 50)	SM01-210	\$0.44

**Download Free Demonstration Software
at allegion.com/us**



DISTRICT 10

**End User
Letterhead - REQUIRED**

District 10 Schools
555 Main Street
End User City, State 55555
(555) 555-5555

May 1, 2003

Date - REQUIRED

To: Schlage Dealer
100 East Avenue
Dealer City, State 11111

**Dealer Name -
RECOMMENDED**

**Include Registry
Number & Facility
Code (stamped on
keys) for existing
key systems**

RE: District 10, Jones Elementary School

Facility Name - REQUIRED

Please consider this authorization to ship product for the above-referenced project.

Jones Elementary School is to be keyed using a new Everest D Restricted Key System. For security reasons, we would like to have all keys for this facility shipped to a location other than the job site. Master keyed products, however, can be shipped directly to the site. This letter authorizes Schlage to ship our restricted products to the following addresses:

Master Keyed Products, Construction Keys, Locks Less
Cylinders, and Locks with Construction Cores

Attn: Building Project Manager
District 10 Schools
555 Main Street
End User City, State 55555

Master Keys, Change Keys, Control Keys, and Key Blanks

Attn: Locksmith
District 10 Lockshop
1201 Fifth Avenue
End User City, State 55555

**Authorized Ship-
To Addresses -
REQUIRED**

These two addresses above serve as our only authorized shipment addresses for all orders placed for our facility. We understand that this letter will be kept on file and referenced for our future orders and that a new letter is only required to add, remove, or change authorized shipping locations.

Sincerely,

End User Representative
Facilities Manager

**End User
Representative
Signature -
REQUIRED**

**Letter may be mailed or faxed to Schlage
Schlage Restricted Order Processing
3899 Hancock Expressway
Colorado Springs, CO 80911**

PRIMUS AND EVEREST PRIMUS ORDERING CHECKLIST

TO FACILITATE ORDER ENTRY FOR KEYS, CYLINDERS, AND CARDS

IMPORTANT NOTES

To expedite processing of all Primus orders, it is highly recommended that Primus products be ordered separately

For Level One Plus and 7, All Cylinder Orders Will Be Supplied LESS KEYBLANKS Unless Otherwise Specified

For All Other Levels, All Cylinder Orders Will Be Supplied WITH KEYBLANKS Unless Otherwise Specified

PRIMUS	EVEREST PRIMUS
<p><u>FOR LEVEL ONE</u></p> <ul style="list-style-type: none"> ✓ The Distributor's Primus number <u>MUST</u> be provided ✓ The Sequence number <u>MUST</u> be provided <p><u>FOR LEVEL ONE PLUS</u></p> <ul style="list-style-type: none"> ✓ The Distributor's Primus number <u>MUST</u> be provided ✓ The Sequence number <u>MUST</u> be provided ✓ The Locksmith number <u>MUST</u> be provided <p><u>FOR LEVEL TWO</u></p> <ul style="list-style-type: none"> ✓ The Dealer's Primus number <u>MUST</u> be provided ✓ The Sequence number and/or Section <u>MUST</u> be Provided <p><u>FOR LEVELS THREE & FOUR</u></p> <ul style="list-style-type: none"> ✓ Orders Originating a System <u>MUST</u> include both an Original Facesheet and a Signature Card ✓ An Original Facesheet <u>MUST</u> accompany all succeeding orders ✓ The Primus number <u>MUST</u> be indicated on the Facesheet ✓ ALL fields on the Facesheet <u>MUST</u> be completed where applicable 	<p><u>FOR LEVEL SEVEN</u></p> <ul style="list-style-type: none"> ✓ The Distributor's Primus number <u>MUST</u> be provided ✓ The Locksmith's Facility code <u>MUST</u> be provided ✓ The Keyway <u>MUST</u> be provided <p><u>FOR LEVEL EIGHT</u></p> <ul style="list-style-type: none"> ✓ The Distributor's Primus number <u>MUST</u> be provided ✓ The Keyway <u>MUST</u> be provided <p><u>FOR LEVEL NINE</u></p> <ul style="list-style-type: none"> ✓ Orders Originating a System <u>MUST</u> include both an Original Facesheet and a Signature Card ✓ An Original Primus Facesheet <u>MUST</u> accompany all succeeding orders ✓ The Primus number <u>MUST</u> be indicated on the Facesheet ✓ ALL fields on the Facesheet <u>MUST</u> be completed where applicable

All Primus Orders & Supporting Documentation Should be Sent To:

Schlage
 Attn: Primus Order Processing
 3899 Hancock Expressway
 Colorado Springs, CO 80911

Cylinders

KEYS-30

CL-Series



MASTER KEY SYSTEM SUMMARY

This form must be attached to the **Master Key Order form and P.O.** Please provide as complete and accurate as possible so we can provide what you need for your Key System.

Job Name
Address
City / State
Country

Account No.
P.O.#

For detailed instructions on how to complete this form please refer to pages 4 & 5

System Overview

- New Existing (provide info below)
- Attached Dealer Specified Combinations
- Registry # _____
- Structure or
Factory Order # _____

1. Select System

Schlage

- Classic
- Classic Primus *

Everest®

- B (Small Format IC, Restricted *)
- C (Open)
- Primus**
- D (Restricted *)
- Primus**

Everest 29™

- R (Small Format IC, Restricted *)
- S (Open)
- Primus**
- T (Restricted *)
- Primus**

Falcon

- Standard
- Schlage C
- Restricted *
- Interchangeable Core A2
- Interchangeable Core A4

Everest 29 key sections are backwards compatible to Everest keyways and have the following relationships:

R family sections > B family keyways
 S family sections > C family keyways
 T family sections > D family keyways

Type

- 5-pin 6-pin 7-pin
- See compatibility chart on page 5

Keyway _____

Specified **: _____

** = The Commercial Master Key Department makes the final decision in the selection of key sections

Construction Keyed Yes No

Full Size Construction Cores ICA ICB ICC (Schlage Only)

Small Format Construction Cores Brown Green

Construction Keyed Type

- Falcon CK (BOK) Lost Ball
- Schlage CK (Split) RCK (5-Pin C only)

2. Select Keys & Key Stamping

Change Keys

No. Of Keys per Symbol _____

No. Of Keys per Cylinder _____

Type

Standard Bow

Standard Bow
(Unembossed)

Access Bow
(Schlage Only)

Large Bow

Key Stamp Details

Keyset Symbol

Do Not Duplicate
(DND)

With Custom Die
(Specify) _____

Non-standard Code (Specify) _____

Change Key Packaging and Shipping Instructions

Pack Keys Independently (PKI) of Lock or Cylinder ***

*** = *Furnished standard at no charge with
Split-Key construction keying*

Yes No

If PKI, ship change keys to:

Dealer

Other _____

See Primus Facesheet

3. Select Cylinder Stamping

Cylinder Stamp Details

With Industry Standard Key Symbol

Non-Standard Code (Specify)

Cylinder Stamping Location

Plug Face (N/A in Primus) - VKC

Concealed (N/A in Falcon STD) - CKC

4. Select Key Quantities

Level	Qty. Per	Master Key Symbol (s)	Total Quantity
GGM _____	_____	_____	_____
GM _____	_____	_____	_____
MK or RMK _____	_____	_____	_____
Control _____	_____	_____	_____
Emergency _____	_____	_____	_____
Others _____	_____	_____	_____

Ship Master Keys To:

Dealer
 See Primus Facesheet
 Other

Special Function	Qty. Per		Qty. Per
RCK (Lost Ball) ****	_____	Full Size Construction Core Keys (Schlage Only)	_____
CK (Split Key) ****	_____	Full Size Construction Core Control Keys (Schlage Only)	_____
Extractor Tools ****	_____	Small Format Construction Core Keys	_____
		Small Format Construction Core Control Keys	_____

**** = Use with Construction Keying

5. Master Key Future Expansion

List Future MK Symbols	Approx. # of Change Key Symbols Under Each Future MK
------------------------	--

Example:
 MK..... BJ, BK _____ 40 each _____

GGM_ <input type="checkbox"/>	_____	_____
GM_ <input type="checkbox"/>	_____	_____
MK_ <input type="checkbox"/>	_____	_____
MK_ <input type="checkbox"/>	_____	_____
MK_ <input type="checkbox"/>	_____	_____
MK_ <input type="checkbox"/>	_____	_____
Others_ <input type="checkbox"/>	_____	_____

6. Operating Instructions

(Unless otherwise specified, all hierarchical master keys will operate cross-keyed cylinders)

Cross Keyed Cylinder	is operated by these change keys	Cross Keyed Cylinder	is operated by these change keys
X _____	_____	X _____	_____
X _____	_____	X _____	_____
X _____	_____	X _____	_____
X _____	_____	X _____	_____

7. Instructions and Compatibility

General Information

If you do not know the registry number (R#), structure number or the original factory order number for an existing system, contact Customer Service prior to placing the order:

Tel. 1-877-671-7011
Fax 1-800-452-0663

- Only one structure may be ordered on the same purchase order
- Classic refers to Obverse, Numbered (Paracentric), Quad, and Reverse key section families
- Classic Primus refers to Primus Obverse and Primus Quad key section families

Section 1: Select System

Full Size Construction Cores

- Schlage only

Small Format Construction Cores

- 7-pin only for Schlage
- 6- and 7-pin for Falcon

CK (Split)

- 6-pin for Schlage and Falcon
- Split key construction keying is not available for Classic Primus or Everest 29 Primus

RCK (Lost Ball)

- 5-pin (C keyway) only for Schlage
- 5-, 6-, and 7-pin for Falcon

System Selection

- Refer to the compatibility chart

Section 2: Select Keys and Key Stamping

Stamp Details

- Unless otherwise specified, industry standard key symbols are stamped on Everest 29™ and Primus® keys
- For custom die, attach RFQ approval for Schlage

Section 3: Select Cylinder Stamping

Type

- For cylinder type refer to the compatibility chart

Keyway (specify)

- Schlage Commercial's default key section for new Master Key Systems is Everest™ S145

Section 4: Key Quantities

Level

- Unless otherwise specified, the control key has the same cut as the highest-level key in the system (Except SFIC systems)

Special Function

- Construction keys are not furnished unless specified

Change Keys

- Unless otherwise specified 2 change keys are furnished per lock or cylinder

Section 5: Master Key Future Expansion

- Do not use the letters “I”, “O”, “CK”, “KA, or “KD” for any master key symbols

Section 6: Operating Instructions

- Cross keying reduces the security and expansion of key systems
- Unless otherwise specified, all hierarchical master keys will operate cross-keyed cylinders

Compatibility Chart

	5 Pin	6 Pin	7 Pin	Split Key	Block O-Key	Lost Ball	Tempe Core	A2	A4	0.025	0.018
Schlage											
Classic	X	X		X		X	X				
Everest 29 S		X		X			X				
Everest 29 T		X		X			X				
Everest 29 R			X				X	X			
Classic Primus (XP)		X					X				
Everest 29 Primus (XP)		X					X				
Falcon											
Open	X	X	X		X	X					X
Restricted		X	X		X	X				X	
Schlage C		X		X							
SFIC Open		X	X				X	X	X		
SFIC Restricted		X	X				X	X	X		

Primus Face Sheet

Level 3, 4, and 9 Order Authorization

**THIS ORIGINAL FORM MUST BE MAILED TO SCHLAGE COMMERCIAL DIVISION WITH YOUR ORDER
– FAXED COPIES NOT ACCEPTABLE –**

DISTRIBUTOR INFORMATION ONLY:

DISTRIBUTOR NAME _____ **DATE** _____

ACCOUNT # _____ **DISTRIBUTOR PO#** _____

IF SOLD TO ANY ENTITY/INDIVIDUAL OTHER THAN END-USER SPECIFY NAME: _____

PRIMUS SECURITYLEVEL:

<input type="checkbox"/> 3U (no exclusivity) <input type="checkbox"/> 3G (2-digit zip exclusivity)	<input type="checkbox"/> 4Z (time zone exclusivity) <input type="checkbox"/> 4N (nationwide exclusivity)	<input type="checkbox"/> 9U (no exclusivity) <input type="checkbox"/> 9G (2-digit zip exclusivity)	<input type="checkbox"/> 9Z (time zone exclusivity) <input type="checkbox"/> 9N (nationwide exclusivity)
Classic Keyways		Everest 29 Keyways	

NEW If new, complete project information and attach Primus' Signature Card (Schlage form MS-E130).

Project Name (please print or type) _____

Street (no P.O. Box) _____ City _____ State _____ Zip _____

EXISTING If existing please indicate Primus # _____ (From Primus I.D. Card)

Name and phone # of individual who is knowledgeable about this project, should any clarification be necessary:
 ()
 Name _____ Phone _____

SHIPPING INSTRUCTIONS:

It is the policy of Schlage Commercial to ship Level 3, 4, and 9 products directly to the end user / owner to maximize control and security of your Primus cylinders and keys. Be sure that the shipping address provided below includes the name of the specific individual in your organization to whom Primus cylinders and keys should be shipped. Schlage will ship to alternate locations, if so instructed, with the understanding that the undersigned assumes full responsibility for the security and care of the material to be so shipped. **Unless otherwise specified below, Level 3, 4, and 9 products will be shipped to the original end user / owner address on file.**

Masterkeys may be shipped to a separate location if desired, at no extra charge. If all keys are to be packed and shipped separately, there is an additional charge in accordance with Schlage PKI (Pack Keys Independently) pricing as listed in Schlage's current price book.

ORDER SHIPPING ADDRESS:

Location Name _____
 Attention _____
 Street (no P.O. Box) _____
 City _____ State _____ Zip _____

CHANGE KEY ONLY SHIPPING ADDRESS:

Location Name _____
 Attention _____
 Street (no P.O. Box) _____
 City _____ State _____ Zip _____

MASTER KEY ONLY SHIPPING ADDRESS:

Location Name _____
 Attention _____
 Street (no P.O. Box) _____
 City _____ State _____ Zip _____

ALL KEYS SHIPPING ADDRESS:

Location Name _____
 Attention _____
 Street (no P.O. Box) _____
 City _____ State _____ Zip _____

SIGNATURE BLOCK:

I hereby authorize the above Schlage distributor to order material for the Primus system specified above and I certify that I am the owner, or authorized agent of the owner of the Primus High Security Cylinder System specified above and I am authorized to place this order.

AUTHORIZED SIGNATURE

DATE

Allegion
Schlage
Attn.: Primus Order Processing
3899 Hancock Expressway
Security, CO. 80911

THE PRIMUS FACESHEET MUST BE COMPLETED AND ATTACHED TO YOUR ORDER FORM.
AN INCOMPLETE PRIMUS FACESHEET WILL CAUSE UNNECESSARY DELAYS IN ORDER PROCESSING.
– FAXED COPIES NOT ACCEPTABLE –

Signature Card

For Internal Use Only	
Primus# _____	Order# _____
G/Z/E <input type="text"/>	S/M <input type="text"/>

Level 3, 4, and 9 Order Authorization

THIS SIGNATURE CARD ESTABLISHES AUTHORIZATION TO PURCHASE ADDITIONAL PRIMUS HIGH SECURITY PRODUCT FOR THE SECURITY SYSTEM INSTALLED AT THE ADDRESS BELOW.

**THIS ORIGINAL FORM MUST BE MAILED TO SCHLAGE COMMERCIAL DIVISION WITH YOUR ORDER
– FAXED COPIES NOT ACCEPTABLE –**

PRIMUS SECURITY LEVEL:

<p>3U (no exclusivity) 4Z (time exclusivity) 3G (2-digit zip exclusivity) 4N (nationwide exclusivity)</p> <p style="text-align: center;">C l a s s i c K e y w a y s</p>	<p>9U (no exclusivity) 9Z (time exclusivity) 9G (2-digit zip exclusivity) 9N (nationwide exclusivity)</p> <p style="text-align: center;">E v e r e s t 2 9 K e y w a y s</p>
--	--

PROJECT INFORMATION

Project Name (please print or type) _____

Street Address (no P.O. Box) _____

City _____ State _____ Zip Code _____

AUTHORIZED OWNER SIGNATURE(S):

If restrictions are not indicated and in multiple signature cases, the first signature will be regarded as the primary authority able to control other signers on this form.

1.

Name (please print or type)	Street (no P.O. Box)
Title or Position	City _____ State _____ Zip Code _____
Signature _____ Date _____	Phone Number _____

2.

Name (please print or type)	Street (no P.O. Box)
Title or Position	City _____ State _____ Zip Code _____
Signature _____ Date _____	Phone Number _____

3.

Name (please print or type)	Street (no P.O. Box)
Title or Position	City _____ State _____ Zip Code _____
Signature _____ Date _____	Phone Number _____

4.

Name (please print or type)	Street (no P.O. Box)
Title or Position	City _____ State _____ Zip Code _____
Signature _____ Date _____	Phone Number _____

5.

Name (please print or type)	Street (no P.O. Box)
Title or Position	City _____ State _____ Zip Code _____
Signature _____ Date _____	Phone Number _____



DEALER OR LOCKSMITH AUTHORIZATION (OPTIONAL WITH OWNER AUTHORIZATION/SIGNATURE)

Dealer or Locksmith Account # _____ Primus # _____

Address (no P.O. Box) _____

Dealer or Locksmith Company Name _____

City _____ State _____ Zip Code _____

Phone Number _____ Fax Number _____

Contact 2 (Please print or type) _____

Contact 1 (Please print or type) _____

Contact 2 Signature _____

Contact 1 Signature _____

Effective From: _____ to _____
Date Date

Owners Authorization By (Please print or type) _____

Owners Authorization Signature _____ Date _____

SPECIAL NOTE: In the case where the end user / owner has assigned the Dealer or Primus Locksmith Signature authorization (as noted above), the Dealer or Primus Locksmith agrees to take full responsibility for validating the owner's signature as identified on the Primus Signature Card before ordering the material.

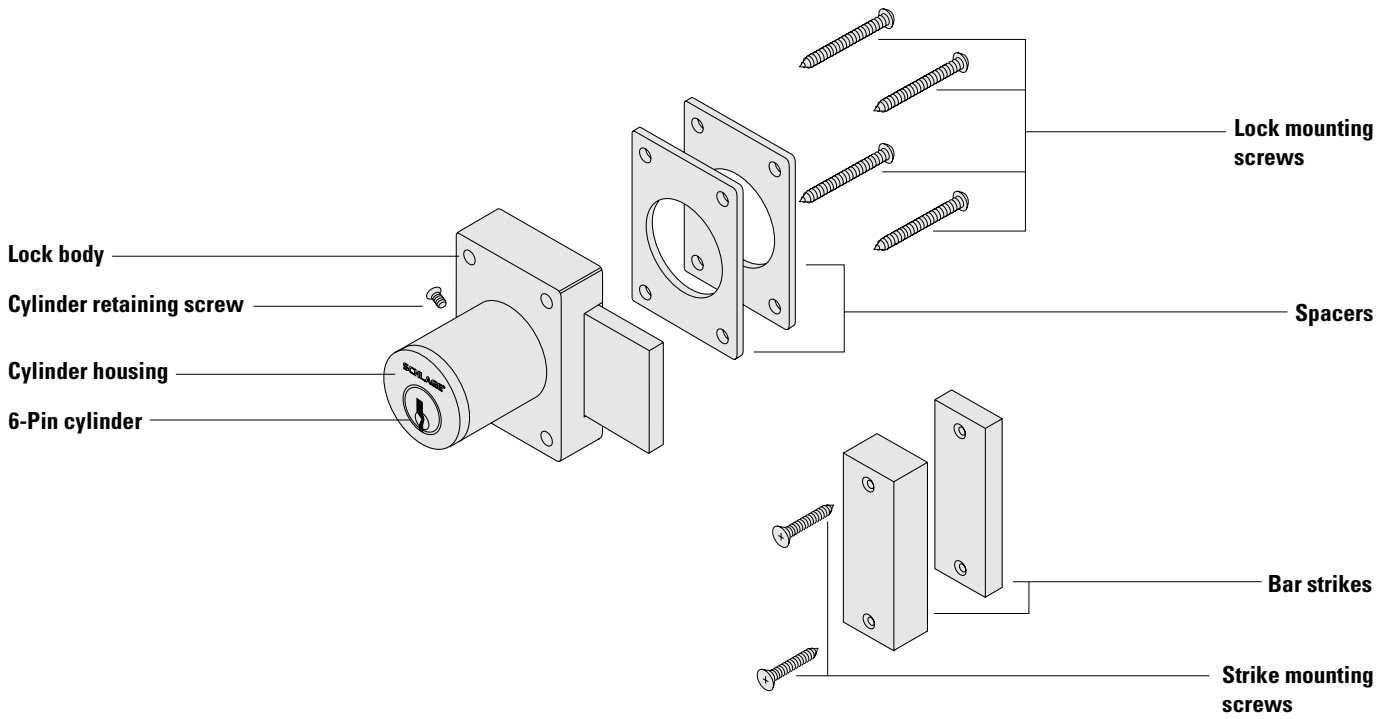
SPECIAL INSTRUCTIONS: Please indicate any restrictions to authorized individuals listed on this form when purchasing additional Primus product or duplicating keys.

Please fill out a new Primus Signature Card in the event of changes, additions or deletions in authorized signatures and send with letter requesting changes to Schlage at the address below . Primus Signature Cards are available from authorized Schlage Primus distributors and Schlage Commercial upon request. We suggest that you make a copy of this completed form for your records. A photo copy or fax of this card will not be accepted.

Please mail the original copy to:

Schlage
Attn: Key Control Department
3899 Hancock Expressway
Colorado Springs, CO 80911







Common Pricing Information	
1.	Locks are furnished with standard features unless otherwise specified.
2.	Door thickness is 1-3/4" unless otherwise specified.
3.	Split finishes and designs will be priced at the highest list price of the design and/or finish.
4.	Engineering specials are denoted by a part number beginning with "X".
5.	 denotes a lock or part that requires an extended lead time.
6.	 denotes a handed product and requires handing to be specified.
7.	For all restricted keyways (Everest D, Everest 29 T, Quad, Numbered, Reversed) add \$16.00. This does not apply to Primus cylinders. See Terms and Conditions for ordering information and requirements.
8.	Locks, keys and cylinders containing restricted keyways require additional documentation to order. Please see Terms and Conditions for the specific requirements.
9.	Keyway must be specified for keyed functions and cylinders. If not specified, default keyway will be S123 for KA, KD and 0-bitted product and S145 for Factory managed masterkey systems.
10.	Multiple keying options are available. Locks and cylinders are furnished KD unless otherwise specified or excepted by notation.
11.	Control Keys for permanent and construction cores are not included with the lock or cylinder and must be ordered separately.
12.	Locks specified with "C" keyway and KD or 0-bitted will receive 6 pin cylinders (keyed 5).
13.	Full Size Interchangeable Cores (FSIC) are furnished 1-bitted unless otherwise specified. If 0-bitted is selected, the order will be entered as 1-bitted. This does not apply to FSIC Primus® cores.
14.	Conventional cylinders, Primus cylinders (conventional and FSIC) can be supplied 0-bitted. If 1-bitted is selected, the order will be entered as 0-bitted.
15.	Available plug face finishes are 606 and 626. For brass or bronze finish colors, the plug face finish is 606. For chrome, nickel or stainless steel finish colors, the plug face finish is 626.
16.	Locks and cylinders will be furnished with 2 keys each as standard. Additional keys will be charge at the additional cut keys charge appropriate for the cylinder/key type

Table of Contents

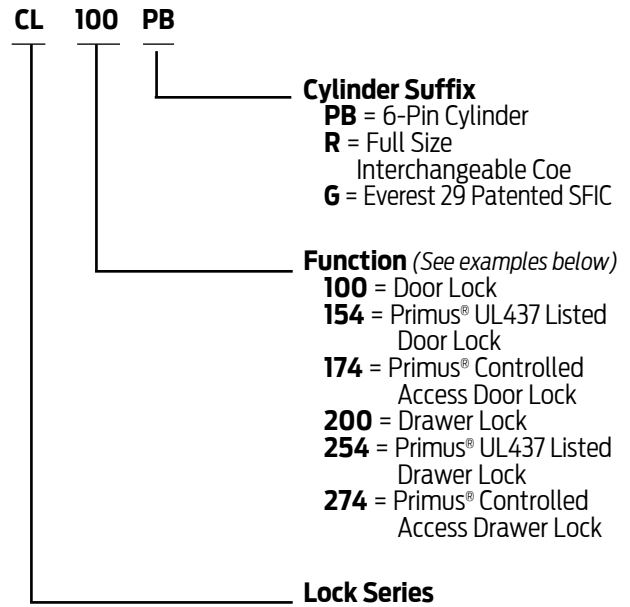
Complete Locks **CL-4**
 CL-Series: Conventional Offering CL-4
 CL-Series: Full Size Interchangeable Core Offering CL-5
 CL-Series: Small Format Interchangeable Core Offering CL-6

Options **CL-7**
 Strikes CL-7
 Non-Standard Door Thickness CL-7
 Special Locks CL-7

Parts **CL-8**
 Trim Collars CL-8
 Strikes CL-8
 Adapters CL-8
 Screws CL-8
 Drivers and Accessories CL-8
 Cam Options CL-8
 Ratchet Lock Accessories CL-8
 Trim Collar Options CL-8

Complete Cylinders **See Cylinders Section**
How To Order **Forms & Examples**

Product Identification

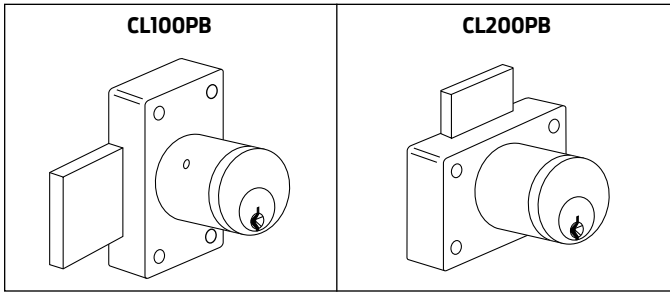


Finish Codes and Descriptions

Code		Description
605	(US 3)	Bright Brass
626	(US 26D)	Satin Chromium Plated

Standard Features


Certification	ANSI A156.11, 1996, Series 4000, Grade 2
Bar	CL100-Series 1" throw; CL200-Series 3/4" throw
Strike	1/2" Bar strike and 1/4" bar strike
Cylinder	6-Pin solid brass, keyed 6-pin, S123 keyway, keyed different (KD)
Door Range	Spacers and strikes will accommodate doors 7/8", 1", and 1 1/8" thick
Keys	Two nickel silver cut keys per lock, 6-pin, S123 section**



CL-Series			
Function	Description	Finishes	
		605	626
Keyed			
		Open	Restricted
CL100PB	Door cabinet lock, 6-pin cylinder, 1" bolt throw	\$135.00	\$151.00
CL200PB	Drawer cabinet lock, 6-pin cylinder, 3/4" bolt throw		

CL-Series: Primus XP/ Primus Controlled Access			
Primus cylinders are offered for sale through specific channels of distribution based on security levels See Terms & Conditions for more information			
Function	Description	Finishes	
		605	626
Keyed			
CL174PB	Door cabinet lock, 6-pin cylinder, 1" bolt throw	\$159.00	
CL174PB-XP	Door cabinet lock, 6-pin cylinder, 1" bolt throw		
CL274PB	Drawer cabinet lock, 6-pin cylinder, 3/4" bolt throw		
CL274PB-XP	Drawer cabinet lock, 6-pin cylinder, 3/4" bolt throw		

CL-Series: Primus XP/ Primus High Security UL 437			
Primus cylinders are offered for sale through specific channels of distribution based on security levels. See Terms & Conditions for more information.			
Function	Description	Finishes	
		605	626
Keyed			
CL154PB	Door cabinet lock, 6-pin cylinder, 1" bolt throw	\$183.00	
CL154PB-XP	Door cabinet lock, 6-pin cylinder, 1" bolt throw		
CL254PB	Drawer cabinet lock, 6-pin cylinder, 3/4" bolt throw		
CL254PB-XP	Drawer cabinet lock, 6-pin cylinder, 3/4" bolt throw		
Notes:	Keying options: see Keys & Keying .		
	For all restricted keyways (Everest D, Everest 29 T, Quad, Numbered, Reversed) add \$16.00 . This does not apply to Primus families. See Terms & Conditions for more information.		
	Primus locks are furnished 0-bitted, with two 6-pin keys entered as a separate line item, unless otherwise specified.		
	Specify LKB if 0-bitted Primus cylinders are required "Less Key Blanks." Deduct \$15.40 per cylinder.		

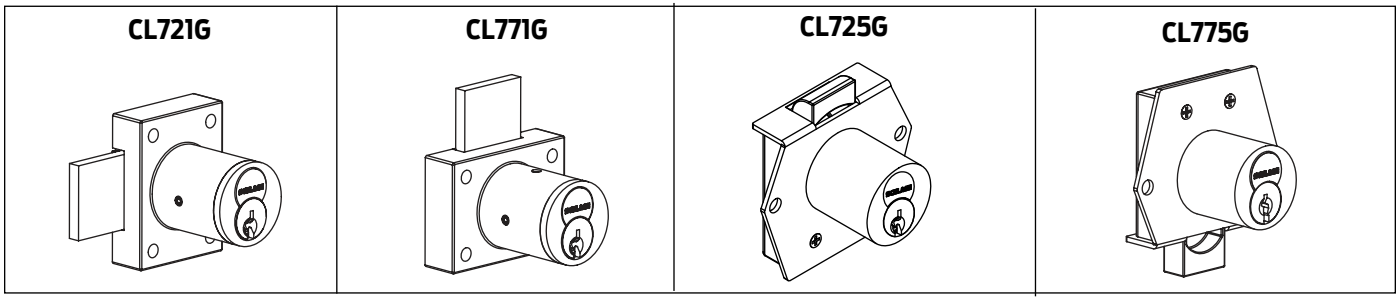


CL-Series: Full-Size Interchangeable Core			
Function	Description	Finishes	
		605	626
Keyed			
		Open	Restricted
CL777R	Door cabinet lock, FSIC, 1" bolt throw	\$166.00	\$182.00
CL888R	Drawer cabinet lock, FSIC, 3/4" bolt throw		
CL920R	FSIC Cam Lock	127.00	143.00

CL-Series: Full-Size Interchangeable Core Primus XP/ Primus Controlled Access			
Function	Description	Finishes	
		605	626
Keyed			
CL774R	Door cabinet lock, FSIC, 1" bolt throw	\$193.00	
CL774R-XP	Door cabinet lock, FSIC, 1" bolt throw		
CL874R	Drawer cabinet lock, FSIC, 3/4" bolt throw		
CL874R-XP	Drawer cabinet lock, FSIC, 3/4" bolt throw		
CL974R	FSIC Cam Lock	168.00	
CL974R-XP	FSIC Cam Lock		

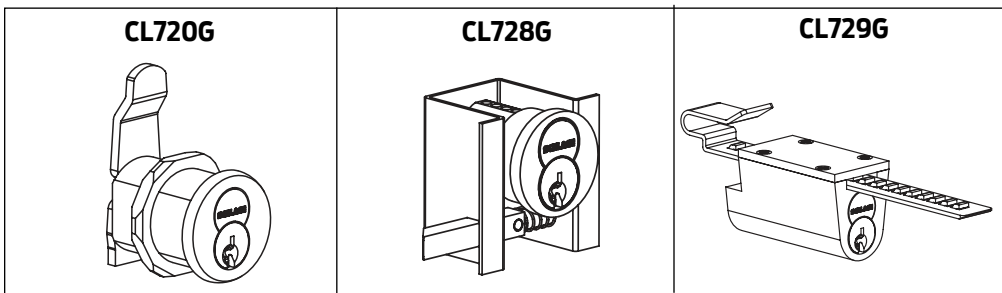
CL-Series: Full Size Interchangeable Core Ratchet Lock			
Function	Description	Finishes	
		605	626
Keyed			
		Open	Restricted
CL929R	Ratchet Lock, FSIC	\$164.00	\$180.00

Full Size Interchangeable Core Option		
Description	Specify	Price
Full Size Construction Core *	T suffix Example:	N/C
Less Full Size Core	J suffix Example:	Deduct \$32.00 from lock price
* Notes:	Locks are assessed a non-refundable handling charge (50-231) per core. See Keys & Keying .	
	Keying options: see Keys & Keying.	
	For all restricted keyways (Everest D, Everest 29 T, Quad, Numbered, Reversed) add \$16.00 . This does not apply to Primus families. See Terms & Conditions for more information.	
	Specify LKB if 0-bitted Primus cylinders are required "Less Key Blanks." Deduct \$15.40 per cylinder.	



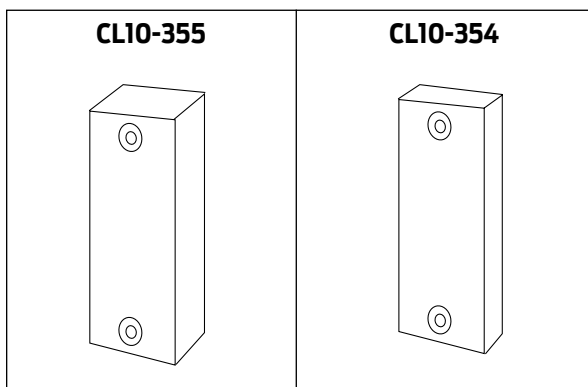
CL-Series: Everest Restricted Small Format Interchangeable Core

Function	Description	Finishes
		626
Keyed		
		Open
CL721G	Door cabinet lock, SFIC, 1" bolt throw	\$132.00
CL771G	Drawer cabinet lock, SFIC, 3/4" bolt throw	
CL725G	Everest Patented SFIC Rim Latch Lock	
CL775G	Everest Patented SFIC Rim Deadbolt Lock	



CL-Series: Everest Restricted Small Format Interchangeable Core

Function	Description	Finishes
		626
Keyed		
		Open
CL720G	Everest Patented SFIC Cam Lock	\$125.00
CL728G	Everest Patented SFIC Mail Box Lock	103.00
CL729G	Everest Patented SFIC Ratchet Lock	159.00
Notes:	For small format construction core, specify suffix HD. Example: B560HD. Available at no additional charge. Locks are assessed one non-refundable handling charge (50-231) per core. See Keys & Keying for details. Please refer to Everest small format interchangeable core key control policies, under the Terms & Condition Section.	



Strikes		
Description	Specify	Add to Lock Price
Bar strike, 3/4" x 1 31/32" x 1/2", standard	CL10-355	N/C
Bar strike, 3/4" x 1 31/32" x 1/4", standard	CL10-354	

Non-Standard Door Thickness		
Description	Specify	Add to Lock Price
Lock for 1 3/8" door	1 3/8" door thickness - for CL door and drawer locks	\$2.90

Special Locks		
Extended Factory Lead Time		
Function	Description	Price Each
XB03-232	Cabinet Lock for doors 1/8" to 3/4" thick	\$542.00
XB03-232P	Primus Cabinet Lock for doors 1/8" to 3/4" thick	542.00
XB06-530	Cabinet Lock for doors over 7/8" to 2" thick	653.00
XB06-530P	Primus Cabinet Lock for doors over 7/8" to 2" thick	653.00
Notes::	For slotted strike (CL10-352), see CL Parts: Strikes, Page CL-6 . Locking provided by swinging cam. Attached to door with hex nut. Keying options: see Keys & Keying . If you are unable to find your required hardware solution in this price book, please refer to our Custom Product Request Process on page iv. For all restricted keyways (Everest D, Everest 29 T, Quad, Numbered, Reversed) add \$16.00 . This does not apply to Primus families. See Terms & Conditions for more information. Specify door hand and door thickness.	

Shaded items are standard components and are furnished with locks unless otherwise specified.

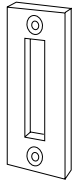
36-031




Trim Collars

Part Number	Finish	Description	Price Each
36-031	.	1 3/16" diameter x 5/8" depth	\$10.10

CL10-352



CL10-354



CL10-355



Strikes

Part Number	Description	Price Each
CL10-352	Slotted strike	\$2.70
CL10-354	Bar strike, 3/4" x 1 31/32" x 1/4", standard	
CL10-355	Bar strike, 3/4" x 1 31/32" x 1/2", standard	

Adapters

Part Number	Description	Price Each
CL10-350	Spacer	\$2.70

Screws

Part Number	Description	Price Each
CL10-301	Retaining screw	\$0.42

Drivers and Accessories for CL100/200/ 725/721/ 777/888 Series

Part Number	Description	Price Each
CL10-360	Universal Driver bar for CL100/ 200	\$2.40
CL10-361	Driver bar for CL100/ 200PB	2.40
CL10-362	Driver bar for CL100/ 200PB 1 3/8" long	2.40
CL7788-PA-D	Actuator for FSIC CL locks	2.10
CL725-1	Spacer for 6 pins SFIC	1.90
CL-ETS1	External trim plate spacer	2.60
CLTR78	Trim rings 626 or 605	2.80

CL-720G Cam

Part Number	Description	Price Each
CL720-3-1	CL720 short cam inverted hand	\$2.70
CL720-3-2	CL720 long inbent cam, vertical hand	2.70
CL720-3-3	CL720 long offset cam, inverted hand	2.60
CL720-3-4	CL720 long straight cam, vertical hand	2.90
CL720-3-5	CL720 long shall offset cam, inverted hand	1.90
CL775-SP	Strike pack for CL775 (Latch lock)	2.70
CL725-SP	Strike pack for CL725 (Deadbolt lock)	2.60

CL729-Ratchet Locks Accessories

Part Number	Description	Price Each
CL729S-2	Optional strap for 3/8" material thickness	\$8.50
CL729S-3	Optional strap for 5/8" material thickness	12.20


CL720/920 Trim Collars

Part Number	Description	Price Each
TR201	Trim collar for CL720/ 920, 1/8" (626,605)	\$3.30
TR202	Trim collar for CL720/ 920, 1/4" (626,605)	4.50
TR203	Trim collar for CL720/ 920, 3/8" (626,605)	4.90
TR200A	Trim collar package for CL720/ 920, includes all three	13.60



Table of Contents

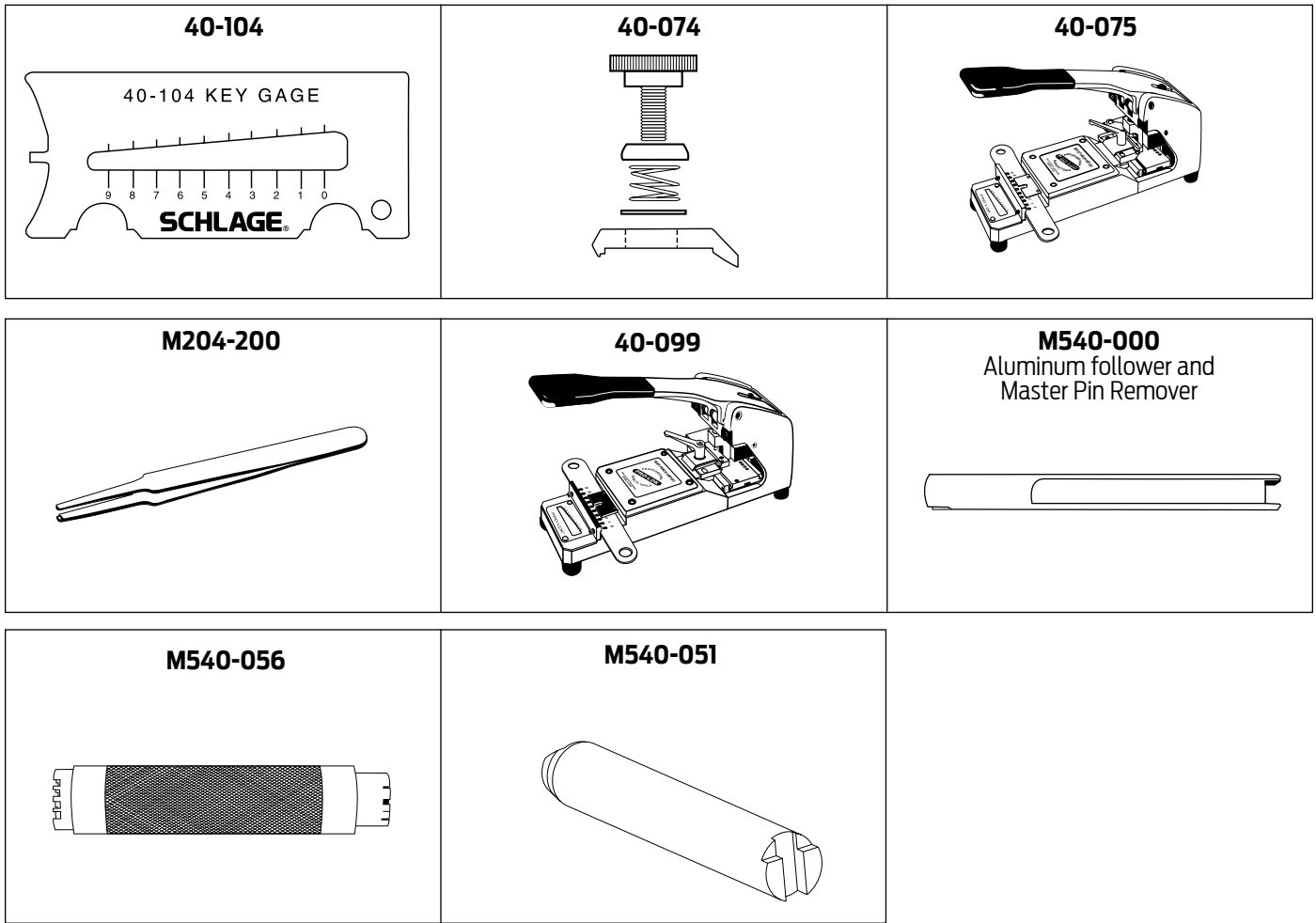
Keying Tools & Kits	Tools-2
Full Size Pin Kits	Tools-2
Full Size Keying Tools	Tools-3
Small Format Interchangeable Core Pin Kits	Tools-4
Small Format Interchangeable Core Service Equipment	Tools-4
Competitive Keying Kits	Tools-5
Competitive Keying Tools	Tools-5
Tools	Tools-6
Installation Templates	Tools-6
Installation Tools	Tools-7
Torx® Tools	Tools-7
Kits	Tools-8
Portable Security Repair Kit	Tools-8
Home Secure RCK Accessories	Tools-8
Maintenance Kits (Replacement Parts Assortments)	Tools-8
Installation JIG	Tools-9
Mortise JIG (wood)	Tools-10
How To Order	Forms & Examples



Full Size Pin Kits

Part Number	Description	Contents			Price Each
40-070	Primus pin kit Sidebars	Finger pins Finger pin springs	Sidebar springs Plug holder		\$463.00
40-119	Pin kit, seal-tight metal box	Bottom pins Master pins Top pins Pin springs Retainer caps	Retainer cap pins Retainer cap pin springs Shim stock Tweezers Follower bar	Cylinder Cap Removal Tool	394.00
40-132	Retail Keying Kit, seal-tight metal box	Bottom pins Top pins Pin springs Cylinder caps Cap spring and pins	B-Series cylinder bars Key gage Follower bar Cap-removal tool Retaining Rings	T-Pin Spring T-Pin Removable Cap	236.00
40-133	Home Secure™ Pin kit	Bottom pins Top pins Master pins Follower bar Removal tool Key gage Cylinder springs	Tweezers Retaining rings Retainer caps Retainer cap pin springs B-Series cylinder bars B-Series drivers Shim stock	Construction balls Retainer cap pins T-Pin Spring T-Pin Removable Cap	407.00
40-134	Pin kit, snap-tight plastic box	Bottom pins Top pins Pin springs Retainer cap pins	Key gage Follower bar T-Pins Spring T-Pin	Removable Cap	110.00

Note: 1) For replacement pins and springs, see **Cylinders**.



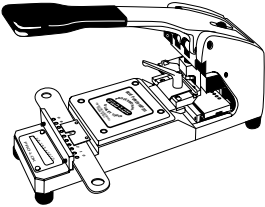
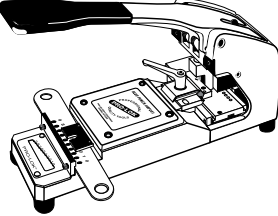
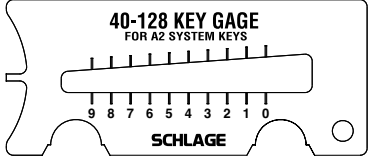
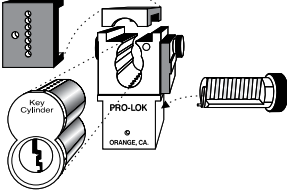

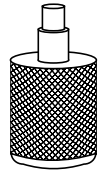
Full Size Keying Tools		
Part Number	Description	Price Each
40-066	Primus® plug holder	\$120.00
40-074*	Everest vise jaw upgrade kit	85.40
40-075**	Key biting punch for Everest C Family, Everest 29 S and Obverse keyway families	2,878.00
40-104	Key gage (All Schlage keys except SFIC)	14.80
40-099	Key biting punch for Everest D and Everest 29 T Families	3,450.00
M204-168	Lubriplate	8.40
M204-200	Tweezers	37.00
M204-201	Shim (pack of 25)	28.90
M540-051	Follower	3.30
M540-056	Cylinder cap removal tool	57.50
M540-000	Aluminum Follower and Master Pin Remover	54.20
M504-548	Follower for Modular Cylinder	17.80

* Adds Everest C and Everest 29 S Family capability to Blue Punch key machines (designed for Obverse keys) with serial numbers below 990358, manufactured before July 1999.

** For all conventional and Primus keys with Obverse, Everest C and Everest 29 S Family sections only.

Small Format Interchangeable Core Pin Kits			
Part Number	Description	Contents	Price Each
40-129	A2 System pin kit	Blocking pin springs Blocking pins Bottom pins Caps Master/build-up/top pins Tumbler spring	Plug retainers Capping block Capping tool Ejector tool Key gage Tweezers
			\$770.00

Note: 1) For pin kit refills, see **Cylinders**.

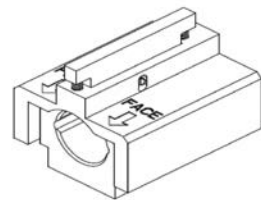
40-071 Everest B and Everest 29 R Family Key Bitting Punch 	40-181 Falcon/Best® SFIC Key Bitting Punch 	40-128 SFIC Key Gage 
40-171 IC Decode, Dump Tool 	40-172 Ejector Pin 	40-173 Staking Tool 

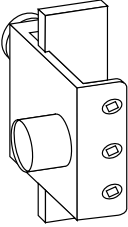
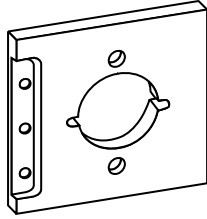
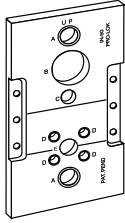
Small Format Interchangeable Core Service Equipment		
Part Number	Description	Price Each
40-071*	Key bitting punch, Everest B and Everest 29 R Family keys only	3,621.00
40-128	Key gage, A2 system	16.40
40-181	Key bitting punch, Falcon/Best®	3,410.00
40-171	IC decode, rekey, dump tool	244.00
40-172	Ejector Tool	46.00
40-173	Staking Tool	46.00


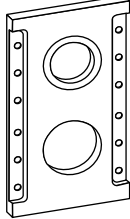
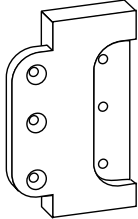
* For service of this key machine, contact:
 Pro-Lok
 655 North Hariton St.
 Orange, CA 92668
 (714) 633-0681
 FAX (714) 633-0471

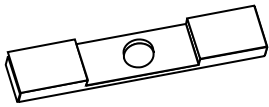

SL Cylinder 7 pin A2 Pinning Kit			
Part Number	Description	Contents	Price Each
40-247	SL A2 Pin Kit	L Pins, Single Cut (25 each) L Pins, Master pins (25 each) L Pin Springs Locking Side Bar Locking Side Bar Springs SL Plug Clip SL Plug Cover SL End Cap	SL End Cap Pin SL End Cap Pin Spring Everest SFIC Check Pin Everest SFIC Check Pin Spring A2 Key System Key Gage Plug Holder Crimp Tool Tweezers
			\$1,149.00

SL Cylinder Plug Holder and Crimp Tool		
Part Number	Description	Price Each
40-296	SL Plug Holder Crimp Tool	\$121.00

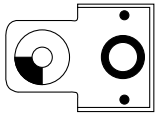
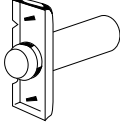


<p>40-286 Universal Clamp</p> 	<p>40-226 AL & ND Template</p> 	<p>40-227 L-Series Template (front side)</p> 
--	---	---

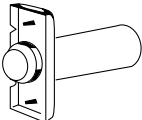
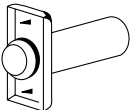
<p>40-152 1 3/8" Thick Door Adapter x 2 3/8" Backset</p> 	<p>40-228 H-Series Template</p> 	<p>40-153 5" Backset Adapter</p> 
---	--	---

<p>40-158 Mortise Pocket Filler (edge)</p> 	<p>40-026 1 1/2" Bushing (old style)</p> 
--	--

Strike Marking Chisels

<p>40-029</p> 	<p>40-030</p> 
--	--

Latch Marking Chisels

<p>40-031 1" Front</p> 	<p>40-032 1 1/8" Front</p> 
---	---

TOOLS AND KITS

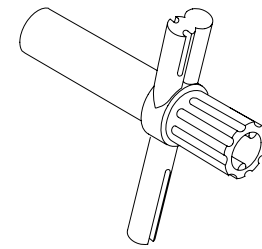
Tools-6

Merchandising Aids

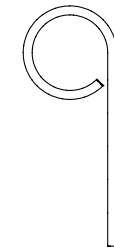
Installation Tools		
Part Number	Description	Price Each
40-017	AL and D-Series Lever castle nut wrench	\$12.10
40-026	Bushing, 1 1/2", for 40-012 jig	45.70
40-029	Strike marking chisel - full lip strikes	73.10
40-030	Strike marking chisel - 1 1/8" x 2 3/4"	80.80
40-031	Latch marking chisel - 1" x 2 1/4"	69.80
40-032	Latch marking chisel - 1 1/8" x 2 1/4"	69.80
40-049	Tool box, for 40-006 kit	257.00
40-112	Circular strike bit for machine equipment	796.00
40-152	Backset Adapter for 1-3/8" doors and/or 2-3/8" Backset	206.00
40-153	Backset Adapter for 5" Backset	149.00
40-158	L-Series mortise pocket filler (edge)	159.00
40-035	Strike locator - 7/8"	50.10
40-015	7/8" Boring bit	188.00
40-179	Strike locator - 1"	50.40
40-175	1" Boring bit	97.00
40-176	2-1/8" Multi-spur bit	244.00
40-177	1-1/2" Multi-spur bit	211.00
24002693	ND & L Lever removal tool	21.30
24341471	ND & L Lever removal tool - 20 pack	391.00
M204-198	Boring jig - ND and AL series locks	15.30
M504-271	Tool to remove AL and D-Series levers	1.50
M504-306	Circular faceplate wrench	2.40
021415	Spanner wrench, D-Series Knobs and L-Series	3.90
M504-347	Socket screw key, for 40-012 jig	2.30
M504-413	Installation tool, interchangeable core	16.30
N523-108	Tool to remove AL and D-Series levers	1.60
40-226	Installation template - AL, ND, NDE series	312.00
40-227	Installation template - L series	410.00
40-228	Installation template - H series	377.00
40-286	Universal Clamp	422.00



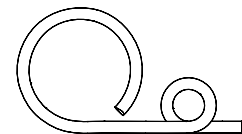
021415



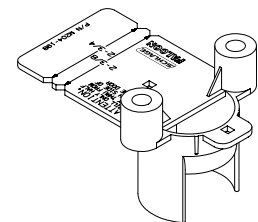
M504-413



M504-271



N523-108



M204-198

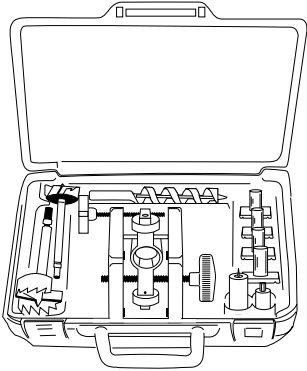
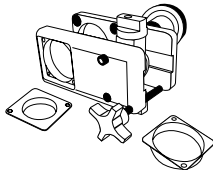

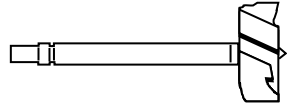
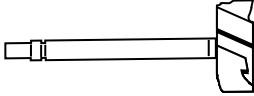



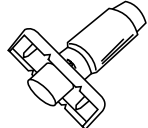
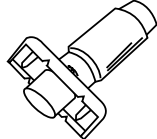
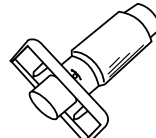
Torx® Tools		
Part Number	Description	Price Each
M504-424	Tool T-8	\$39.40
M504-425	Tool T-15	38.00
M504-426	Tool T-20	
M504-427	Tool T-30	
M504-428	Tool T-10	

Home Secure RCK Accessories		
Part Number	Description	Price Each
50-110	Home Secure Keying Chart Fifteen construction key combinations, each with 600 compatible home owner combinations for a total of 9,000 key combinations. Includes user's manual.	\$435.00
P513-024	Home Secure Construction Key Envelopes	0.44
P513-023	Home Secure Owner Key Envelopes	0.44
34-401	Home Secure Replacement Construction Balls (pack of 1,000 construction balls)	32.00

Maintenance Kits (Replacement Parts Assortments)		
Part Number	Description	Price Each
40-054	L-Series maintenance kit	\$879.00
40-097	ND-Series lever maintenance kit	609.00
40-223	Modular Cylinder Service Kit	945.00

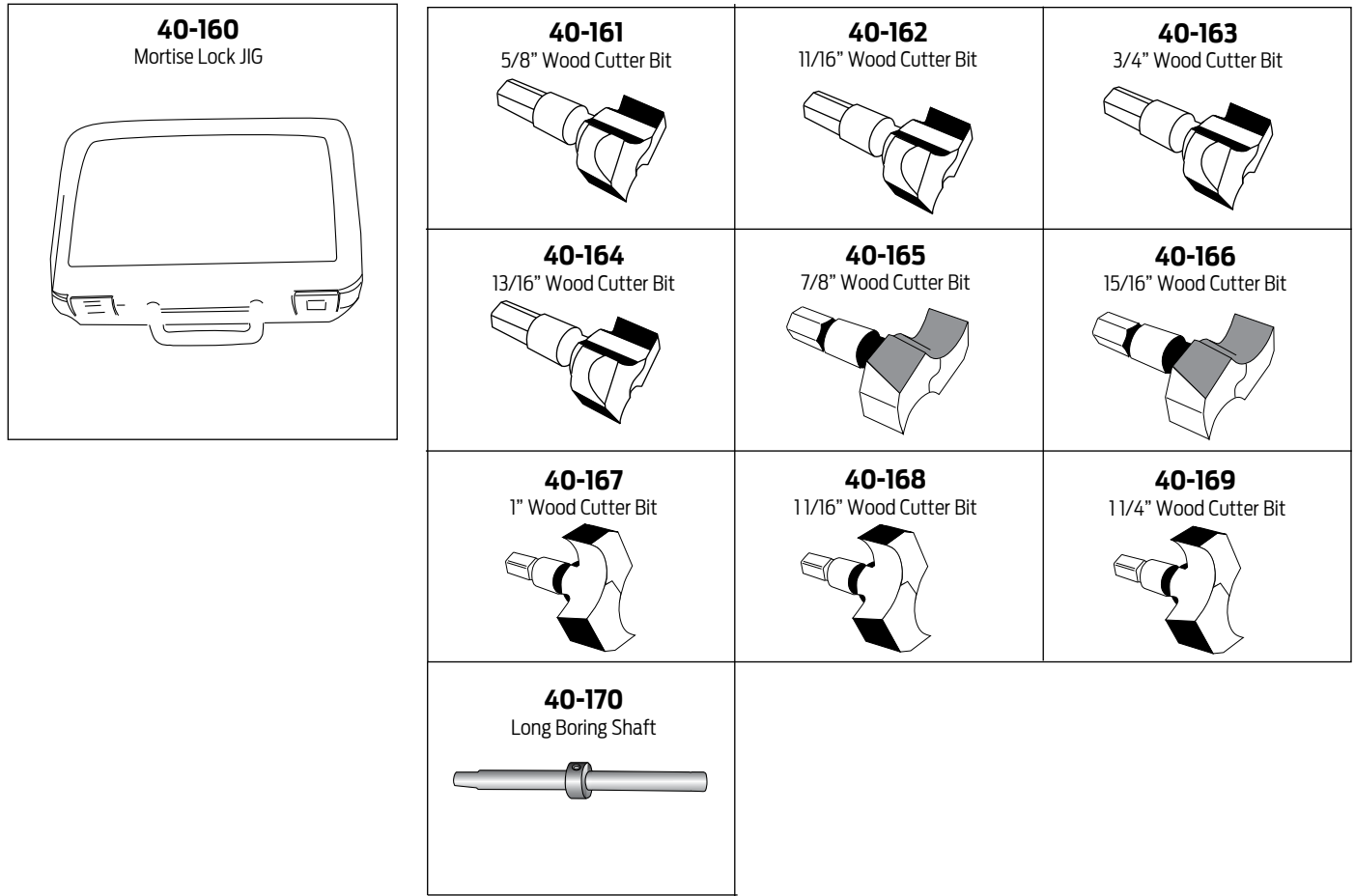


Portable Security Repair Kits		
Part Number	Description	Price Each
KZ390AL	Portable Security Repair Kit supports all Portable Security Commercial Padlocks and Locking Cables, SFIC and KNK. See PS-9 for additional details.	\$439.00

<p>40-147 Complete Installation Kit</p> 	<p>40-148 Installation JIG</p> 	<p>M504-497 Case Only</p> 	<p>40-176 2 1/8" Multi Spur Bit</p> 
<p>40-177 1 1/2" Multi Spur Kit</p> 	<p>40-175 1" Bit 40-015 7/8" Bit</p> 	<p>40-179 1" Strike Locator 40-035 7/8" Strike Locator</p> 	
<p>40-029 Full Lip Strike Chisel</p> 	<p>40-030 1 1/8" x 2 3/4" Strike Chisel</p> 		
<p>40-031 1" x 2 1/4" Latch Chisel</p> 	<p>40-032 1 1/8" x 2 1/4" Latch Chisel</p> 		

Installation Kits				
Part Number	Description	Contents		Price Each
40-147	Installation Kit for Locksets & Deadbolts Kit includes JIG, Case, (2) Multi-spur bits, (4) latch/strike chisels, (2) Bushing Plates, 1" Auger bit & strike locator	40-148 M504-497 40-176 40-177 40-030	40-175 40-179 40-029 40-031 40-032	\$2,303.00
M504-497	Case Only	—		204.00
40-148	Installation JIG only	—		1,745.00

- Notes:**
- 1) For F-Series installation, 40-015 and 40-035 (Page Tool-7) is required.
 - 2) For 40-147, doors requiring thru-bolt holes and/or 7/8" edge bores, bits sold separately. Reference Tool-7.



TOOLS AND KITS

Tools-9

Merchandising Aids

Installation Kits			
Part Number	Description	Contents	Price Each
40-160	Installation kit for mortise lock Kit includes: Jig, Case (3 wood cutter bits and long boring shaft)	40-160 40-169 40-165 40-170 40-167	\$1,211.00

Installation Tools		
Part Number	Description	Price Each
40-161	5/8" Woodcutter Bit	\$114.00
40-162	11/16" Woodcutter Bit	114.00
40-163	3/4" Woodcutter Bit	114.00
40-164	13/16" Woodcutter Bit	114.00
40-165	7/8" Woodcutter Bit	124.00
40-166	15/16" Woodcutter Bit	124.00
40-167	1" Woodcutter Bit	124.00
40-168	1-1/16" Woodcutter Bit	124.00
40-169	1-1/4" Woodcutter Bit	151.00
40-170	Long boring shaft for locks up to 6"	237.00

TOOLS AND KITS



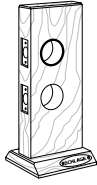
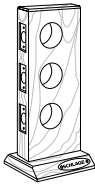
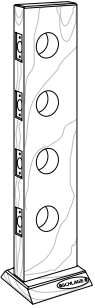

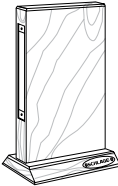

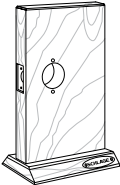
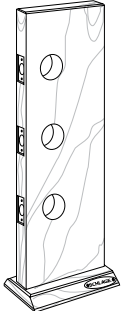

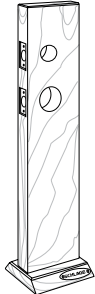
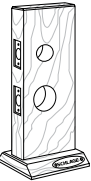
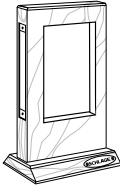

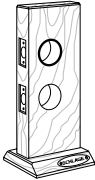
Tools-10

Merchandising Aids

Table of Contents

Display Mounts	Merch-3
Solid Oak Mounts.....	Merch-3
Special Parts.....	Merch-3
Miscellaneous	Merch-4
Finish Selector Kit.....	Merch-4
Plastic Lock Case Cover.....	Merch-4
Promotional Items.....	Merch-4
How To Order	Forms & Examples

Product literature is available, contact Customer Service.

Solid Oak Mounts			
<p>44-104</p> 	<p>44-105</p> 	<p>44-106*</p> 	<p>44-107</p> 
<p>44-108</p> 	<p>44-109*</p> 	<p>44-110</p> 	<p>44-111</p> 
<p>44-112</p> 	<p>44-113</p> 	<p>44-119*</p> 	<p>44-120*</p> 
<p>44-121</p> 	<p>XL11-806</p> 	<p>44-161</p> 	<p>44-162</p> 

* Top and bottom holes are 4" center to center.

Display Mounts						
Part Number	Description	Dimensions				Price Each
		A	B	C	Overall	
44-104	B (except BR260 & B260E)	2 3/8"	1 1/2"	1 1/8"	6" x 9 1/2"	\$102.00
44-105	A, F, B (single) and BE	2 3/8"	2 1/8"	1"	6" x 9 1/2"	102.00
44-106	A with B, F, FE, and H (double)	2 3/8"	2 1/8"	1"	6" x 14"	122.00
44-107	A, F, B (triple)	2 3/8"	2 1/8"	1"	6" x 14"	130.00
44-108	A, F, B (quadruple)	2 3/8"	2 1/8"	1"	6" x 24 1/2"	163.00
44-109	F, FE300	2 3/8"	2 1/8"	1"	6" x 24 1/2"	134.00
44-110*	L9000	2 3/4"	—	—	8 1/2" x 14"	131.00
44-111	A, B600/700/800, D Knob, S (single)	2 3/4"	2 1/8"	1 1/8"	8 1/2" x 14"	139.00
44-112	D Lever, AL (single), ND Lever	2 3/4"	2 1/8"	1 1/8"	8 1/2" x 14"	170.00
44-113	A, S, D Knob (triple)	2 3/4"	2 1/8"	1 1/8"	8 1/2" x 24 1/2"	197.00
44-115	Clear plastic mount ring	—	2 1/8"	—	2 1/2" x 1"	39.30
44-119	F300 BOW	2 3/8"	1 1/2" (top) 2 1/8" (bottom)	1"	6" x 24 1/2"	141.00
44-120	F300 CEN	2 3/8"	1 1/2" (top) 2 1/8" (bottom)	1"	6" x 24 1/2"	130.00
44-121	S200, H	2 3/8"	1 1/2" (top) 2 1/8" (bottom)	1"	6" x 14"	133.00
44-161	FE & BE Keypad Lock Mount	2 3/8"	2 1/8"	1"	6" x 14"	96.50
44-162	FE & BE Keypad Lock & Keypad Deadbolt Mount	2 3/8"	1 1/2" (top) 2 1/8" (bottom)	1"	6" x 19"	124.00
44-165	CS200, FE400, H200 5 1/2" mount	2 3/8"	2	1/8"	1"	133.00
44-166	CS200, FE400, H200 4" mount	2 3/8"	2	1/8"	1"	133.00

* For special L lock mount, see **Special Parts**.

- Notes:** 1) Price does not include lock.
 2) L400-Series mounts are not available.

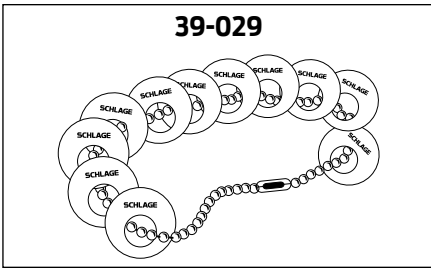
Special Parts		
⌚ Extended Factory Lead Time		
Part Number	Description	Price Each
XL11-806	Modified 44-110 display mount with see-through window	\$476.00

Note: 1) If you are unable to find your required hardware solution in this price book, please use the Schlage Innovation Center Process in the forms and example section.

TOOLS AND KITS

Tools and Kits

Merch-4



Finish Selector Kit		
Part Number	Description	Price Each
39-029	Finish selector kit Finishes: 505, 605, 606, 609, 612, 613, 619, 620, 622, 625, 626, 629, 630, 716, 643e	\$38.40

Plastic Lock Case Cover		
Part Number	Description	Price Each
39-042	Plastic lock case cover (for display), L-Series	\$71.40

Modular Cylinder Sales Kit		
Part Number	Description	Price Each
40-224	Contents: FSIC Classic, SFIC Everest 29 R, Primus XP Classic, Everest 29 S, Everest 29 S Primus XP, Mortise Modular Cylinder, Rim Modular Cylinder	\$625.00

Part Number	Page Number	Part Number	Page Number	Part Number	Page Number
01-001	65, 238	09-155	190	09-637	181, 211
01-001 PLY	238	09-156	190	09-638	181, 211
01-001 TUL	238	09-157	190	09-639	181, 211
01-002	65	09-158	190	09-640	211
01-008	65, 238	09-159	190	09-641	211
01-009	65, 238	09-189	190	09-655	182, 212
01-018	65, 238	09-195	306	09-661	183
01-026	65, 238	09-196	306	09-662	183
01-053	65, 238	09-197	306	09-663	183
01-055	67	09-198	306	09-664	183
01-056	67	09-199	306	09-665	183
01-057	67	09-200	306	09-666	183
01-058	67	09-401	181, 211	09-667	183
01-060	67, 241	09-402	181, 211, 261	09-668	183
01-063	67, 241	09-403	181, 211	09-669	183
01-081	238	09-403 xx	261	09-670	183
02-037	320	09-404	181, 211	09-671	183
03-000	110	09-409	303	09-672	183
03-030	110	09-410	303	09-713	183
03-031	110	09-411	303	09-717	183
03-032	110	09-412	303	09-718	183
03-042	111	09-416	306	09-751	303
03-200	110	09-417	306	09-752	303
03-230	110	09-418	306	09-753	303
03-231	110	09-459	261	09-754	303
03-232	110	09-473	179	09-756	306
03-233	110	09-474	179	09-757	306
03-234	110	09-475	179	09-764	303
03-235	110	09-477	179	09-765	303
03-236	110	09-483 134	180	09-766	303
03-237	110	09-483 138	180	09-767	303
03-244	110	09-483 200	180	09-774	112, 342
03-255	110	09-483 212	180	09-833	303
03-266	110	09-483 214	180	09-834	303
03-277	110	09-484 114	179	09-835	303
04-001	92	09-484 118	179	09-836	303
04-002	92	09-484 138	179	09-900 xx	184, 213
04-006	92	09-485 114	179	09-904 xx	184, 213
04-007	92	09-485 118	179	09-905	184, 213
04-020	93	09-485 138	179	09-907	213
04-021	93	09-486	261	09-992	356
04-022	93	09-487 xx	184, 213	09-993	356
04-023	93	09-488 134	180	09-994	356
04-025	93	09-488 138	180	09-995	356
04-026	93	09-488 200	180	09-996	356
04-030	92	09-488 212	180	09-997	356
04-031	92	09-488 214	180	09-998	356
04-033	92	09-493	180	10-001	121, 227, 239, 251, 261, 270
04-034	92	09-494	179	10-001 100	66, 80
04-060	79	09-494 112	179	10-001 112	66, 80
06-242	228	09-494 1316	179	10-001 114	66, 80
07-035	238	09-506	182, 212	10-001 118	66, 80
07-057	238	09-508	181, 211	10-001 134	66, 80
08-000	252	09-509 027	184, 213	10-001 200	66, 80
08-020	250	09-509 033	184, 213	10-001 xx	121, 261, 270
08-020 xxx	270	09-509 040	184, 213	10-004	66, 80, 121, 239, 261, 270
08-021	270	09-509 047	184, 213	10-013-112	111
08-027	250	09-550	182, 212	10-013-118	111
08-027 xxx	270	09-551	182, 212	10-016	111
08-029	228	09-552	182, 212	10-025 112	66, 80
08-030	250	09-553	182, 212	10-025-112	111
08-030 xxx	270	09-554	212	10-025 138	66, 80, 270
09-019	306	09-555	212	10-025-138	111
09-060	112	09-611	186	10-025 1316	66, 80, 121, 261, 270
09-061	112	09-632	181, 211	10-025-1316	111
09-062	112	09-633	181, 211	10-025 xx	121, 261
09-063	112	09-634	181, 211	10-026	66, 80, 227, 239, 251, 261, 270
09-138	190	09-635	181, 211		
09-139	190	09-636	181, 211		

INDEX

Part Number	Page Number	Part Number	Page Number	Part Number	Page Number
10-027	66, 80, 227, 239, 251, 261, 270	12-617	145	20-072-XP	316
10-055	239	12-618	145	20-079	340
10-058	66, 80, 239, 251	12-625	145	20-090	332
10-064	132, 144, 239, 240, 251	12-626	132, 145	20-091	332
10-072 1316	183	12-627	144	20-172	313
10-072 xx	183	12-628	144	20-174	313
10-073	183	12-630	144	20-188	135, 316
10-075	183	12-631	144	20-188-XP	135, 316, 318
10-078	183	12-632	144	20-189	135, 316
10-079	183	12-633	132, 144, 227	20-189-XP	135, 316
10-087	132, 144	12-640	144	20-190	135, 316
10-091	183	12-641	144	20-190-XP	135, 316
10-092	132, 144, 227, 239, 251	12-642	144	20-191	135, 316
10-094	132, 144, 227, 251	12-643	144	20-191-XP	135, 316
10-095	132, 144, 227, 239, 240, 251	12-650	144	20-200	307
10-103	132, 144	12-651	144	20-201	307
10-104	132, 144	12-652	144	20-202	307
10-108	132	12-653	144	20-203	307
10-109	227, 251	13-247	111	20-204	307
10-110	251	13-248	111	20-205	307
10-111	251	14-001	92	20-206	307
10-112	132, 144, 251	14-010	92, 111	20-207	307
10-116	227	14-019	92	20-208	307
10-121	227	14-028	92, 111	20-209	307
10-122	227	14-042	92, 111	20-210	307
10-123	227	14-047	92, 111	20-211	307
10-124	227	14-048	92, 111	20-212	307
10-140	112	16-132	227, 251, 270	20-213	307
10-141	112	16-203	270	20-214	307
10-142	112	16-204	251, 270	20-215	307
10-143	112	16-228	227, 251	20-216	307
10-250	240	16-260	227	20-217	307
10-251	240, 251	16-480	251	20-218	307
10-252	240	16-481	251	20-219	307
10-253	240, 251	16-482	251	20-220	307
10-255	240	16-483	227, 251	20-221	307
10-256	240, 251	16-484	227, 251	20-222	307
10-257	240, 251	19-071	239	20-223	307
10-258	251	19-072	239	20-224	307
10-259	251	19-073	239	20-225	307
11-068	65, 80	19-074	239	20-226	307
11-069	65, 80	19-075	239	20-227	307
11-085	65, 80	19-076	239	20-228	307
11-088	65, 80	19-077	239	20-229	307
11-091	65, 80	19-078	239	20-500	193, 326
11-092	65, 80	19-079	239	20-500-XP	193, 326
11-096	65, 80	19-080	239	20-501	193, 326
11-103	65, 80	19-081	239	20-501-XP	193, 326
11-104	65, 80	19-082	239	20-505	345
11-105	65, 80	20-001	193, 326, 335	20-505-XP	345
11-110	65, 80	20-001-118	348	20-506	327
11-111	65, 80	20-002	326	20-506-XP	327
11-112	65, 80	20-009	345	20-508	327
11-113	65	20-013	327	20-508-XP	327
11-116	65, 80	20-021	339	20-509	339
11-118	65, 80	20-022	339	20-509-XP	339
12-100	121	20-030	348	20-510	339
12-103	121	20-033	348	20-510-XP	339
12-287	132	20-057	340	20-515	193, 326
12-288	132, 239	20-059	331	20-515-XP	193, 326
12-289	132, 239	20-060	332	20-516	339
12-290	132, 239	20-061	331	20-516-XP	339
12-291	132, 227	20-062	332	20-517	193, 217, 326
12-297	144	20-066	348	20-517-XP	193, 217, 326
12-317	144	20-067	348	20-518	327
12-339	227	20-069	348	20-518-XP	327
12-340	227	20-071	316	20-519	343
		20-071-XP	316	20-519-XP	343
		20-072	316	20-520	343

Part Number	Page Number	Part Number	Page Number	Part Number	Page Number
20-520-XP	343	20-710-XP	339	20-771-XP	331
20-523	344	20-715	193, 326	20-772	313
20-523-XP	344	20-715-XP	193, 326	20-772-XP	313
20-524	69, 95, 242, 308, 310	20-716	339	20-774	313
20-524-122	69, 242, 308	20-716-XP	339	20-774-XP	313
20-524-122-XP	308	20-717	193, 217, 326	20-776	331
20-524-XP	69, 95, 242, 308, 310	20-717-XP	193, 217, 326	20-776-XP	331
20-524-XP-122	69, 242	20-718	327	20-782	331
20-526	343	20-718-XP	327	20-782-XP	331
20-526-XP	343	20-719	343	20-783	331
20-527	343	20-719-XP	343	20-783-XP	331
20-527-XP	343	20-720	343	20-787	193, 217, 326
20-528	83, 310, 338	20-720-XP	343	20-787-XP	193, 217, 326
20-528-XP	83, 310, 338	20-722	332	20-789	329
20-529	123, 242, 318	20-722-XP	332	20-789-XP	329
20-529-XP	123, 242, 318	20-723	344	20-793	193, 217, 326
20-530	318	20-723-XP	344	20-793-XP	193, 217, 326
20-530-XP	318	20-724	69, 95, 242, 308, 310	20-798	331
20-531	318	20-724-122	69, 242, 308	20-798-XP	331
20-531-XP	318	20-724-122-XP	308	20-854	309
20-539	338, 343	20-724-XP	69, 95, 242, 308, 310	20-854-XP	309
20-539-XP	343	20-724-XP-122	242	21-000	112
20-542	148, 323	20-726	343	21-002	69, 95, 242, 308, 310
20-542-XP	148, 323	20-726-XP	343	21-002-122	69, 242, 308
20-543	148, 323	20-727	343	21-003	69, 242, 308
20-543-XP	148, 323	20-727-XP	343	21-003-098	310
20-544	148, 323	20-728	83, 310, 338	21-003-168	69, 242, 308
20-544-XP	148, 323	20-728-XP	83, 310, 338	21-020	83, 310, 338
20-545	135, 148, 316, 323	20-729	123, 242, 318	21-021	83, 310
20-545-XP	135, 148, 316, 323	20-729-XP	123, 242	21-059	252, 272, 312
20-546	135, 148, 316, 323	20-730	318	22-001	123, 242, 318
20-546-XP	135, 148, 316, 323	20-730-XP	318	22-002	123, 242, 318
20-547	344	20-731	318	22-003	135, 316
20-547-XP	344	20-731-XP	318	22-004	135, 316
20-548	95, 310	20-739	338, 343	22-017	318
20-548-XP	95, 310	20-739-XP	343	22-018	318
20-550	309, 311, 338	20-740	268, 341	22-019	318
20-550-XP	309, 311, 338	20-740-XP	341	22-020	318
20-552	252, 272, 312	20-741	341	22-061	319
20-552-XP	252, 272, 312	20-741-XP	341	22-062	319
20-554	309	20-742	148, 322	22-069	316
20-554-XP	309	20-742-XP	148, 322	22-081	252, 318
20-562	343	20-743	148, 322	22-082	318
20-562-XP	343	20-743-XP	148, 322	22-085	148, 322
20-565	112, 311	20-744	148, 322	22-086	148, 322
20-565-XP	112, 311	20-744-XP	148, 322	22-093	228, 318
20-572	313	20-745	135, 148, 316, 322	22-642	148, 322
20-572-XP	313	20-745-XP	135, 148, 316, 322	22-643	148, 322
20-574	313	20-746	135, 148, 316, 322	22-644	148, 322
20-574-XP	313	20-746-XP	135, 148, 316, 322	22-645	135, 316
20-587	193, 217, 326	20-747	344	22-646	135, 316
20-587-XP	193, 217, 326	20-747-XP	344	23-000	311
20-589	329	20-748	95, 310	23-001	95, 310
20-589-XP	329	20-748-XP	95, 310	23-003	95, 310
20-593	193, 217, 326	20-750	309, 311, 338	23-003-098	95
20-593-XP	193, 217, 326	20-750-XP	309, 311, 338	23-013	309, 311, 338
20-700	193, 326	20-752	252, 268, 272, 312	23-014	311
20-700-XP	193, 326	20-752-XP	252, 272, 312	23-030	341
20-701	193, 326	20-757	340	23-030-ICX	377
20-701-XP	193, 326	20-757-XP	340	23-031	341
20-705	345	20-762	343	23-065	112, 311
20-705-XP	345	20-762-XP	343	23-118	309
20-706	327	20-763	331	24-022	343
20-706-XP	327	20-763-XP	331	24-031	338
20-708	327	20-765	112, 311	24-032	338
20-708-XP	327	20-765-XP	112, 311	24-033	338
20-709	339	20-766	332	24-034	338
20-709-XP	339	20-766-XP	332	24-035	338
20-710	339	20-771	331	24-119	343

INDEX

Part Number	Page Number	Part Number	Page Number	Part Number	Page Number
24-120	343	33-065	354	34-309	350
24-123	344	33-080	343, 354	34-401	350, 419
24-126	343	33-081	343, 354	34-800	351
24-127	343	33-119	308, 310, 311, 312, 313, 322, 338, 343, 354	34-801	351
24-139	338, 343	33-133	354	34-802	351
24-147	344	33-134	309	34-803	351
24-561	338	33-136	308, 309, 310, 311, 312, 313, 322, 338, 343, 354	34-804	351
24-561-XP	338	33-137	308, 309, 310, 311, 312, 313, 338, 343, 348, 354	34-805	351
24-562	338	33-138	308, 309, 310, 311, 312, 313, 338, 343, 348, 354	34-806	351
24-562-XP	338	33-139	354	34-807	351
24-563	338	33-154	308, 309, 310, 311, 312, 313, 323, 338, 343, 354	34-808	351
24-563-XP	338	33-160	354	34-809	351
24-564	338	33-162	343, 344, 354	34-902	351
24-564-XP	338	33-163	343, 344, 354	34-903	351
24-565	338	33-167	322, 354	34-904	351
24-565-XP	338	33-186	322, 354	34-905	351
24-567	329	33-213	308, 309, 310, 311, 312, 313, 322, 343, 354, 355	34-906	351
24-567-XP	329	33-214	308, 309, 310, 311, 312, 313, 322, 343, 354, 355	34-907	351
24-569	252, 318	33-216	308, 310, 311, 354	34-908	351
24-569-XP	252, 318	33-219	343, 344	34-909	351
24-570	318	33-221	308, 309, 310, 311, 312, 313, 323, 338, 343, 354	34-910	351
24-570-XP	318	33-222	343, 354	34-911	351
24-761	338	33-223	343, 354	34-912	351
24-761-XP	338	33-224	343, 344, 354	34-913	351
24-762	338	33-225	343, 344, 354	34-914	351
24-762-XP	338	33-231	343, 344, 354	34-915	351
24-763	338	33-232	343, 354	34-916	351
24-763-XP	338	33-233	348, 354	34-917	351
24-764	338	33-234	348, 354	34-918	351
24-764-XP	338	33-235	308, 310, 311, 354	34-919	351
24-765	338	33-236	354	34-950	351
24-765-XP	338	33-616	348, 354	34-952	351
24-767	329	33-806	348, 354	35-002	362
24-767-XP	329	34-001	350	35-003	362
24-769	252, 318	34-002	350	35-004	368
24-769-XP	252, 318	34-003	350	35-004-XP	369
24-770	318	34-004	350	35-005	368
24-770-XP	318	34-005	350	35-005-XP	369
26-021	193, 326, 335	34-006	350	35-006	368
26-023	329, 335	34-007	350	35-006-XP	369
26-064	331	34-008	350	35-007	362
26-072	327	34-009	350	35-008	373
26-073	327	34-010	350	35-009	362
26-091	331	34-102	350	35-012	368
26-094	331	34-103	350	35-012-XP	369
26-098	332	34-202	350	35-013	368
30-001	193, 217, 326, 335	34-203	350	35-013-XP	369
30-002	193, 326, 335	34-204	350	35-015	362
30-004	329, 335	34-205	350	35-016	362
30-005	329, 335	34-206	350	35-019	368
30-007	331	34-207	350	35-019-XP	369
30-008	331	34-208	350	35-021	363
30-010	331	34-209	350	35-039	373
30-016	331	34-300	350	35-052	366
30-021	193, 217, 326, 335	34-301	350	35-052-XP	367
30-022	193, 326, 335	34-302	350	35-053	366
30-030	331	34-303	350	35-053-XP	367
30-032	331	34-304	350	35-056	360
30-120	341	34-305	350	35-057	373
30-121	341	34-306	350	35-076	360
30-137	331	34-307	350	35-077	360
30-138	331	34-308	350	35-079	360
30-140	331			35-097	373
33-005	354			35-100	360
33-007	343, 344, 354			35-101	360
33-058	354			35-102	360
33-059	354			35-104	373
33-059-149	354			35-110	373
33-060	343, 354			35-111	373

Part Number	Page Number	Part Number	Page Number	Part Number	Page Number
35-115	366	38-016	121	40-171	416
35-115-XP	367	38-017	121	40-172	416
35-116	366	38-018	68, 94, 271	40-173	416
35-116-XP	367	38-031	121, 133	40-175	418
35-130	360	38-032	121	40-176	418
35-131	360	38-033	345	40-177	418
35-135-C	381	38-034	132, 145	40-179	418
35-138	370	38-070	330	40-181	416
35-138-XP	371	38-090	191	40-223	419
35-140	360	38-091	191	40-224	426
35-141	360	38-092	191	40-225	364
35-143	360	38-093	191	40-226	418
35-144	360	38-094	191	40-227	418
35-157	366	38-095	191	40-228	418
35-157-XP	367	39-029	426	40-247	416
35-158	366	39-030	65, 80, 92, 111, 121, 132, 144, 251, 270	40-286	418
35-158-XP	367	39-034	191	40-296	416
35-159	366	39-042	189, 426	40-400	110
35-159-XP	367	39-234	191	40-600	110
35-171	366	40-015	418	41-005	65
35-199	370	40-017	418	43-005	80, 92, 111
35-199-XP	371	40-026	418	44-104	425
35-215	370	40-029	418	44-105	425
35-215-XP	371	40-030	418	44-106	425
35-216	370	40-031	418	44-107	425
35-216-XP	371	40-032	418	44-108	425
35-218	370	40-035	418	44-109	425
35-218-XP	371	40-049	418	44-110	425
35-223	374	40-054	419	44-111	425
35-224	374	40-060	368, 370	44-112	425
35-227	374	40-060-XP	369, 371	44-113	425
35-228	374	40-061	366	44-115	425
35-229	374	40-061-XP	367	44-119	425
35-250	373	40-062	366	44-120	425
35-251	373	40-062-XP	367	44-121	425
35-264	365	40-065	366	44-161	425
35-267	364	40-065-XP	367	44-162	425
35-268	364	40-066	415	44-165	425
35-269	364	40-070	414	44-166	425
35-270	364	40-071	416	47-413	313
35-271	364	40-074	415	47-414	313
35-272	364	40-075	415	47-542	313
35-273	370	40-097	419	47-542-XP	313
35-273-XP	371	40-099	415	47-543	313
35-289	373	40-104	415	47-743	313
35-310	363	40-112	418	47-743-XP	313
35-400	365	40-119	414	47-744	313
35-401	363	40-128	416	47-744-XP	313
35-421-XP	372	40-129	416	48-002	362
35-422-XP	372	40-132	414	48-003	362
35-423-XP	372	40-133	414	48-004	368
35-424-XP	372	40-134	414	48-004-XP	369
36-056	238	40-147	420	48-005	368
36-066	320, 340	40-148	420	48-005-XP	369
36-067	320	40-152	418	48-006	368
36-068	320	40-153	418	48-006-XP	369
36-069	320	40-158	418	48-007	362
36-070	320	40-160	421	48-008	373
36-071	320	40-161	421	48-009	362
36-072	320	40-162	421	48-012	368
36-079	336	40-163	421	48-012-XP	369
36-080	189	40-164	421	48-013	362
36-082	336	40-165	421	48-014	370
36-083	336	40-166	421	48-014-XP	371
36-085	320	40-167	421	48-015	362
36-086	317, 319, 320	40-168	421	48-016	362
37-001	67, 81, 93, 114, 241	40-169	421	48-019	368
37-015	183	40-170	421	48-019-XP	369
37-016	132, 133, 144, 145, 227			48-020	368

INDEX

PARTS INDEX

Part Number	Page Number	Part Number	Page Number	Part Number	Page Number
48-020-XP	369	48-422-XP	372	49-355	365
48-021	363	48-423-XP	372	49-356	363
48-034	364	48-424-XP	372	49-400	365
48-039	373	49-000	365	49-401	363
48-052	366	49-002	362	49-421-XP	372
48-052-XP	367	49-003	362	49-422-XP	372
48-053	366	49-004	368	49-423-XP	372
48-053-XP	367	49-004-XP	369	49-424-XP	372
48-056	361	49-005	368	50-001	379
48-056-ICX	377	49-005-XP	369	50-002	376
48-076	361	49-007	362	50-003	375
48-077	361	49-009	362	50-009	380
48-079	361	49-012	368	50-010	380
48-097	373	49-012-XP	369	50-110	419
48-100	361, 380	49-015	362	50-120	382
48-101	361	49-016	362	50-121	382
48-101-ICX	377	49-020	368	50-122	382
48-102	361	49-020-XP	369	50-123	382
48-104	373	49-021	363	50-210	379
48-113	373	49-022	363	50-211	379
48-114	373	49-023	370	50-214	383
48-115	366	49-023-XP	371	50-215	383
48-115-XP	367	49-052	366	50-216	376
48-116	366	49-052-XP	367	50-217	375
48-116-XP	367	49-053	366	50-219	375
48-130	361	49-053-XP	367	50-220	375
48-131	361	49-056	361	50-221	375
48-140	361	49-076	361	50-223	380
48-141	361	49-077	361	50-224	380
48-143	361	49-079	361	50-227	383
48-144	361	49-100	361, 380	50-228	383
48-157	366	49-101	361	50-229	375
48-157-XP	367	49-102	361	50-230	381
48-158	366	49-115	366	50-231	377, 378
48-158-XP	367	49-115-XP	367	50-232	383
48-159	366	49-116	366	50-233	375
48-159-XP	367	49-116-XP	367	50-600	382
48-171	366	49-130	361	50-700	382
48-171-XP	367	49-131	361	51-021	79
48-172	366	49-140	361	51-022	79
48-172-XP	367	49-141	361	51-023	79
48-199	370	49-143	361	51-024	79
48-199-XP	371	49-144	361	51-025	79
48-215	370	49-157	366	51-026	79
48-215-XP	371	49-157-XP	367	51-037	81
48-216	370	49-158	366	51-038	81
48-216-XP	371	49-158-XP	367	51-039	81
48-218	370	49-171	366	51-040	81
48-218-XP	371	49-171-XP	367	51-041	81
48-223	374	49-172		60-000	383
48-224	374	49-172-XP	367	60-001	383
48-227	374	49-199	370	61-500	135
48-228	374	49-199-XP	371	61-501	135
48-229	374	49-215	370	61-502	135
48-264	365	49-215-XP	371	61-503	135
48-267	364	49-223	374	61-504	135
48-268	364	49-224	374	61-505	135
48-269	364	49-227	374	61-506	135
48-270	364	49-228	374	61-507	135
48-271	364	49-229	374	61-509	133, 373
48-272	364	49-264	365	61-510	133, 373
48-273	370	49-267	364	68-001 xxx	270
48-273-XP	371	49-268	364	68-002 xxx	270
48-289	373	49-269	364	68-003	270
48-310	378	49-270	364	68-004	270
48-311	378	49-271	364	68-011 xxx	270
48-400	365	49-272	364	68-012 xxx	270
48-401	363	49-273	370	68-013 xxx	270
48-421-XP	372	49-273-XP	371	80-033	342

Part Number	Page Number	Part Number	Page Number	Part Number	Page Number
80-035	378	90-202-8	352	91-505-XP	69
80-036	342	90-203	352	91-551	305
80-037	342	90-203-5	352	91-552	305
80-043	342	90-203-5-7	352	91-700	304
80-101	333	90-203-5-7-9	352	91-701-XP	316
80-102	333	90-203-5-9	352	91-702-XP	316
80-103	334	90-203-7	352	91-703-XP	316
80-104	333	90-203-7-9	352	91-704-XP	69, 95, 242, 308, 310
80-105	334	90-203-9	352	91-705-XP	69, 242, 308
80-108	333	90-204	352	91-706-XP	83, 310
80-109	333	90-204-6	352	91-707-XP	123, 242
80-110	333	90-204-6-8	352	91-708-XP	343
80-111	334	90-204-8	352	91-709-XP	148, 322
80-112	333	90-205	352	91-710-XP	148, 322
80-113	334	90-205-7	352	91-711-XP	148, 322
80-115	333	90-205-7-9	352	91-712-XP	148, 316, 322
80-116	340	90-205-9	352	91-713-XP	148, 316, 322
80-129	340	90-206	352	91-714-XP	95, 310
80-131	333	90-206-8	352	91-715-XP	309, 311
80-132	333	90-207	352	91-718-XP	112, 311
80-133	334	90-207-9	352	91-719-XP	313
80-134	333	90-208	352	91-720-XP	313, 343
80-135	334	90-209	352	91-721-XP	309
80-138	333	91-001	313	91-722-XP	252, 272
80-159	340	91-002	313	91-729-XP	252
80-301	333	91-004	69, 95, 242, 308, 310	91-742-XP	343
80-302	333	91-005	69, 242, 308	91-743-XP	343
80-303	334	91-006	83, 310	91-744-XP	344
80-304	333	91-007	272, 312	91-745-XP	343
80-305	334	91-008	123, 242	91-746-XP	344
80-308	333	91-009	316	91-751-XP	193, 326
80-329	340	91-010	316	91-757-XP	193, 326
90-200	352	91-011	316	91-758-XP	328
90-200-2	352	91-014	316	91-759-XP	193, 328
90-200-2-4	352	91-015	316	91-772-XP	312
90-200-2-4-6	352	91-016	95, 310	91-774-XP	339
90-200-2-4-6-8	352	91-017	309, 311	91-775-XP	339
90-200-2-4-8	352	91-018	112, 311	99-553	305
90-200-2-6	352	91-019	309	021415	418
90-200-2-6-8	352	91-020	343	030730-001	338
90-200-2-8	352	91-027	343	030730-002	338
90-200-4	352	91-028	148, 322	800108-03	284
90-200-4-6	352	91-029	148, 322	800108-04	284
90-200-4-8	352	91-030	148, 322	800108-06	284
90-200-6	352	91-031	148, 322	800108-13	284
90-200-6-8	352	91-032	148, 322	800108-25	284
90-200-8	352	91-042	343	800108-26	284
90-201	352	91-043	343	800109-25	284
90-201-3	352	91-044	344	800109-26	284
90-201-3-5	352	91-045	343	800110-03	284
90-201-3-5-7	352	91-046	344	800110-04	284
90-201-3-5-7-9	352	91-051	193, 326	800110-06	284
90-201-3-5-9	352	91-059	193	800110-13	284
90-201-3-7	352	91-060	328	800110-25	284
90-201-3-9	352	91-061	328	800110-26	284
90-201-5	352	91-062	193, 326	800111-06	284
90-201-5-7	352	91-074	339	800111-26	284
90-201-5-7-9	352	91-075	339	820406	298
90-201-5-9	352	91-194	306	821014-00	284
90-201-7	352	91-195	306	821015-00	284
90-201-7-9	352	91-196	306	823148-00	284
90-201-9	352	91-197	306	823150-00	284
90-202	352	91-198	306	829632-26	284
90-202-4	352	91-199	306	840088-00	284
90-202-4-6	352	91-200	304	840613-00	284
90-202-4-6-8	352	91-451	305	840956-04	283
90-202-4-8	352	91-453	305	840956-25	283
90-202-6	352	91-500	304	840956-26	283
90-202-6-8	352	91-504-XP	69	840956-32	283

INDEX

Part Number	Page Number	Part Number	Page Number	Part Number	Page Number
840957-04	283	24647307 605	212	A301-402	68, 82, 240
840957-25	283	24647315 606	212	A301-403	68
840957-26	283	24647323 609	212	A301-404	68
840957-32	283	24647356 619	212	A301-405	68
840960-04	284	24647364 625	212	A301-406	68
840960-06	284	24647380 629	212	A301-409	68
840960-13	284	24647398 316	212	A301-410	68
840960-26	284	24653917	216	A500-00	68
840960-32	284	24653925	216	A500-002	68
840964-03	283	24664997	215	A501-161	69
840964-04	283	24665002	215	A501-167	68, 82, 94
840964-13	283	24683542	216	A501-171	83, 95, 114
840964-25	283	24691750	215	A501-305	68, 82, 240
840964-26	283	24691768	215	A501-311	82
840965-31	283	24691776	215	A501-498	68
840965-32	283	24691784	215	A501-499	68
840967-64	283	24721714	215	A501-565	67, 81, 93, 114, 121, 133, 145, 241
850410	297	24721722	215	A501-566	67, 81, 93, 114, 121, 133, 145, 241
855156	297	24750408	215	A501-567	67, 81, 93, 114, 241
890022-03	283	24756504	215	A501-615	68, 82, 240
890022-04	283	24759599	215	A501-633	68
890022-06	283	24759623	215	A501-693	308, 314
890022-13	283	24759656	215	A501-710	68, 240
890022-32	283	24759664	215	A501-721	68, 82
890023-03	283	24792558	215	A501-746	83, 95
890023-04	283	24865057	216	A501-766	65
890023-06	283	24869893	216	A501-767	68
890023-13	283	24869901	216	A501-768	68
890023-32	283	46929456	342	A501-769	69
994800	298	48968887	215	A501-770	69
994862	298	49001704	216	A501-783	344
999140	292	840964725	283	A501-791	68, 82
999157	292			A501-818	69, 241
999201	298			A501-874	68, 82
999218	298			A501-878	67, 81, 93, 133, 241, 271
999225	298			A501-901	68, 82, 240
999232	297			A501-941	65, 238
999249	298			A501-945	228
999256	298			A501-991	308, 314
999263	298			A508-399	68, 240
999270	298			A508-597	68, 82, 240
999461	289, 298			A508-598	68, 240
999478	289, 298			A508-600	68, 240
23446339	341			A508-605	68, 240
23446347	342			A508-606	314
23538077	314			A508-614	314
23538085	309, 314			A508-640	68
24002693	418			A508-641	68
24071920	111			A508-649	69
24085037	113			A508-650	69
24085060	113			A508-652	338
24088544	113			A508-653	308, 309, 310, 311, 312, 313, 322, 343, 348, 355, 356
24088551	113			A508-655	308, 309, 310, 311, 312, 313, 322, 323, 338, 343, 355, 356
24302960	216			A508-660	308, 309, 310, 311, 312, 313, 322, 343, 344
24341471	418			A508-661	308, 309, 310, 311, 312, 313, 322, 343
24358830	191			A508-662	343
24457715	191			A590-158	68, 82, 240
24457723	191			A590-159	68, 82, 240
24483760	114			A590-180	68, 82
24511081	216			A590-181	68, 82, 240
24616914	215			A700-003	82
24616922	216				
24616930	216				
24624892	216				
24625642	216				
24625667	216				
24625717	216				
24641714	216				
24647265	215				
		A			
		A100-045	343, 356		
		A100-046	343, 356		
		A100-047	343, 356		
		A100-048	343, 356		
		A100-049	343, 356		
		A100-050	343, 344, 356		
		A100-051	348, 356		
		A100-052	343		
		A100-053	82		
		A100-054	82		
		A201-330	68		
		A201-370	68, 82, 240		
		A201-377	68		
		A201-399	68		
		A201-406	68		
		A201-558	65		
		A201-683	343, 344		
		A201-684	68		
		A201-688	68		
		A201-690	343, 356		
		A201-691	356		
		A201-811	69		
		A201-812	69		
		A201-814	69		
		A201-848	356		
		A201-849	343, 344		
		A201-934	314		
		A301-043	344		
		A301-337	308, 310, 314		
		A301-338	308, 314, 338, 343, 344		
		A301-339	308, 314		
		A301-386	68, 240		
		A301-387	68, 240		
		A301-391	68		

INDEX

Part Number	Page Number
B610-025	324
B610-028	317, 325
B610-031	317, 325
B610-032	317, 325
B610-035	145
B610-040	317, 325
B610-041	317, 324, 325
B610-042	324
B610-043	324
B610-044	324
B610-045	324
B610-046	324
B610-049	146
B610-050	146
B610-051	146
B610-053	146
B610-054	146
B610-055	146
B610-056	146
B610-059	147
B610-061	147
B610-062	147
B610-063	147
B610-064	147
B610-065	147
B610-066	146, 147
B610-071	324
B610-082	322, 323, 324
B610-083	322, 323, 324
B610-084	322, 323, 324
B610-085	322, 323, 324
B610-086	322, 323, 324
B610-203	317, 325
B610-204	317, 325
B610-205	317, 325
B610-281	317, 325

C

C100-059	94
C100-062	94
C102-522	93
C102-524	93
C102-540	94
C102-541	93
C102-542	93
C102-570	93
C102-572	93
C102-837	94
C102-840	94
C203-034	94
C203-311	69, 83, 95, 114, 123, 147, 252, 271
C203-312	69, 83, 95, 114, 123, 147, 271
C203-376	94
C203-390	94
C203-391	94
C203-411	94
C203-726	348, 356
C203-733	94
C203-736	83, 95, 114, 192
C203-858	94
C203-947	94
C203-948	94
C303-006	94
C303-007	95
C303-028	95
C303-029	83

Part Number	Page Number
C303-400	94
C303-421	83
C303-437	343, 344
C303-438	83
C303-439	94
C503-008	68, 94, 240
C503-019	94, 113
C503-113	350
C503-115	341, 350
C503-116	350
C503-118	341, 350
C503-308	82, 94
C503-314	94
C503-324	94
C503-331	113
C503-334	94
C503-335	94
C503-339	94
C503-346	348
C503-359	94
C503-360	94
C503-361	94
C503-362	94
C503-368	94
C503-371	94
C503-400	94
C503-403	92
C503-746	92
C503-767	308, 310, 311, 314
C503-768	94
C503-775	92
C503-940	92
C503-965	94
C504-114	351
C504-116	351
C603-098	324
C603-195	314
C603-256	69, 83, 95, 114, 122, 146, 271
C603-262	92
C603-500	94
C603-524	310, 314
C603-569	92
C603-623	121, 261
C603-827	341, 350
C603-897	69, 83, 95, 114, 122, 134, 146, 252, 271
C603-936	351
C603-950	350
C603-951	350
C603-952	350
C603-956	341
C603-964	341
C603-967	341
C604-050	348
C604-051	348
C604-052	348
C604-053	348
C604-088	348
C604-089	348
C604-106	310, 314
C604-107	314
C604-144	314
C604-187	94, 113
C604-188	94, 113
C604-191	94, 113
C604-204	94
C604-205	94
C604-226	348

Part Number	Page Number
C604-234	348
C604-243	309, 311, 314, 338, 343, 344
C604-268	348
C604-269	348
C604-271	348
C604-273	82, 94
C604-307	65, 238
C604-312	94
C604-333	92
C604-334	332
C604-348	311, 314
C604-354	82
C604-362	314
C604-368	314
C604-369	314
C604-371	314
C604-372	314
C604-381	79
C604-395	83
C604-400	82
C604-402	79
C604-419	348
C607-062	344
CL10-301	315, 412
CL10-350	412
CL10-352	412
CL10-354	412
CL10-355	412
CL10-360	313, 315, 412
CL10-361	315, 412
CL10-362	315, 412
CL100PB	408
CL154PB	408
CL154PB-XP	408
CL174PB	408
CL174PB-XP	408
CL200PB	408
CL254PB	408
CL254PB-XP	408
CL274PB	408
CL274PB-XP	408
CL720-3-1	412
CL720-3-2	412
CL720-3-3	412
CL720-3-4	412
CL720-3-5	412
CL720G	410
CL721G	410
CL725-1	412
CL725G	410
CL725-SP	412
CL728G	410
CL729G	410
CL729S-2	412
CL729S-3	412
CL771G	410
CL774R	409
CL774R-XP	409
CL775G	410
CL775-SP	412
CL777R	409
CL874R	409
CL874R-XP	409
CL888R	409
CL920R	409
CL929R	409
CL974R	409
CL974R-XP	409

Part Number	Page Number
CL7788-PA-D	412
CL-ETS1	412
CLTR78	412
CON-6	194, 218
CON-6P	194, 218
CON-6W	194, 218
CON-12	194, 218
CON-12P	194, 218
CON-26	194, 218
CON-26P	194, 218
CON-32	194, 218
CON-32P	194, 218
CON-38	194, 218
CON-38P	194, 218
CON-44	194, 218
CON-44P	194, 218
CON-50	194, 218
CON-50P	194, 218
CON-192	194, 218
CON-192P	194, 218
CON-KIT	194, 218
CS210-B500	225

D
D500-000 79, 112

E
E205-204 320, 321
E505-315 241
E505-366 241

F
F206-493 228
F206-494 228
F206-496 228
F506-237 271
F506-278 271
F506-359 134
F506-455 262
F506-864 228
F506-867 252
F506-878 228
F605-038 315

G
G105-023 240
G105-209 240
G105-249 240
G506-815 67, 81, 93, 241, 252, 271
G570-232 68, 240

H
H110PD 235
H153PD 235
H170 235
H180PD 235
H185PD 235
HANDLE.10155 281
HANDLE.10156 281
HANDLE.10157 281
HANDLE.10158 281
HANDLE.10159 281
HANDLE.10160 281

Part Number	Page Number
HANDLE.10161	281
HANDLE.10162	281
HANDLE.10168	281
HANDLE.10170	281
HANDLE.10176	281
HANDLE.10178	281
HANDLE.10179	281
HANDLE.10180	281
HANDLE.10181	281
HANDLE.10182	281
HANDLE.10183	281
HANDLE.10184	281
HANDLE.10185	281
HANDLE.10186	281
HANDLE.10192	281
HANDLE.10194	281
HANDLE.10200	281
HANDLE.10202	281
HANDLE.10203	282
HANDLE.10205	282
HANDLE.10206	282
HANDLE.10207	282
HANDLE.10208	282
HANDLE.10209	282
HANDLE.10211	282
HANDLE.10212	282
HANDLE.10213	282
HANDLE.10215	281
HANDLE.10217	282
HANDLE.10218	282
HANDLE.10219	282
HANDLE.10220	282
HANDLE.10221	283
HANDLE.10222	283
HANDLE.10225	281
HANDLE.10226	283
HANDLE.10229	282
HANDLE.10230	283
HANDLE.10231	283
HANDLE.10236	283
HANDLE.10238	282
HANDLE.10243	283
HANDLE.10248	281
HANDLE.10254	282
HANDLE.10261	282
HANDLE.10262	282
HANDLE.10264	282
HANDLE.10266	282
HANDLE.10267	282
HANDLE.10268	282
HANDLE.10269	282
HANDLE.10270	282
HANDLE.10271	282
HANDLE.10272	282
HANDLE.10273	282
HANDLE.10275	281
HANDLE.10277	282
HANDLE.10278	282
HANDLE.10279	282
HANDLE.10280	282
HANDLE.10281	283
HANDLE.10282	283
HANDLE.10285	283
HANDLE.10286	283
HANDLE.10289	282
HANDLE.10290	283
HANDLE.10291	283
HANDLE.10296	282
HANDLE.10297	282

Part Number	Page Number
HANDLE.10298	283
HANDLE.10306	281
HANDLE.10308	281
HANDLE.10317	282
HANDLE.10318	282
HANDLE.10325	283
HANDLE.10326	283
HL6-2	278
HL6-3	278
HL6-5	278
HL6-7	278
HL6-9000RK	279
HL6-9010	279
HL6-9040	279
HL6-9050	279
HL6-9060	279
HL6-9070	279
HL6-9080	279
HL6-9082	279
HL6-9092EL/EU	279
HL6-9095EL/EU	279
HL6-9453	279
HL6-9456	279
HL6-9465	279
HL6-9466	279
HL6-9473	279
HL6-9485	279
HL6-9486	279
HLPART.10158	284
HLPART.10159	284

J
J250-028 134

K
K110-020 192
K110-020 xx 212
K110-480 316 355
K110-480 605 355
K110-480 606 355
K110-480 609 355
K110-480 612 355
K110-480 613 355
K110-480 619 355
K110-480 625 355
K110-480 626 355
K110-480 629 355
K110-480 630 355
K110-550 189
K110-947 192
K510-045 350
K510-053 183
K510-066 66, 80, 111, 121, 144, 183, 261, 270
K510-320 189
K510-330 184, 213
K510-389 186, 214
K510-390 186, 214
K510-434 350
K510-474 332
K510-680 331, 332, 333, 334, 337
K510-711 332, 334
K510-730 331, 332, 333, 334, 337, 346
K510-842 189
KC215A130 291
KC215B130 291

INDEX

Part Number	Page Number	Part Number	Page Number	Part Number	Page Number
KC215E220	289	L283-006	189	L283-314	187
KS11D1200	291	L283-008	189	L283-316	187
KS11F1200	291	L283-010	189	L283-317	187
KS21D1200	291	L283-029	189	L283-340	262
KS21F1200	291	L283-030	189, 216	L283-341	262
KS23D2200	288, 290	L283-031	189, 216, 262	L283-344	216
KS23D2300	289	L283-039	187	L283-347	188
KS23F2200	288, 290	L283-040	189, 216	L283-378	262
KS23F2300	289	L283-049	189	L283-392	188
KS41D1200	291	L283-055	189, 216	L283-393	188
KS41F1200	291	L283-056 19	184, 213	L283-394	188
KS43D2200	288, 290	L283-056 23	184, 213	L283-395	188
KS43D2300	289	L283-056 25	184, 213	L283-396	188
KS43D3200	288, 292	L283-056 31	184, 213	L283-397	188
KS43F2200	288, 290	L283-056 37	184, 213	L283-398	188
KS43F2300	289	L283-056 43	184, 213	L283-412	180
KS43F3200	288, 292	L283-056 48	184, 213	L283-413	185
KS72F2300	289	L283-057	189	L283-414	185
KZ11A10	295	L283-060	186, 214	L283-415	185
KZ11D10	295	L283-061	186, 214	L283-416	185
KZ11D20	295	L283-062	187	L283-417	185
KZ11F10	295	L283-064	186, 214	L283-418	185
KZ11F40	295	L283-065	186, 214	L283-419	185
KZ11G10	295	L283-075	189	L283-420	185
KZ11G20	295	L283-099	187	L283-421	185
KZ11G40	295	L283-100	192	L283-422	185
KZ12D10	295	L283-101	192	L283-423	185
KZ12D20	295	L283-112	189	L283-424	185
KZ12D40	295	L283-121	192	L283-425	185
KZ12G10	295	L283-122	192	L283-426	185
KZ12G20	295	L283-123	192	L283-427	185
KZ12G40	295	L283-124 19	184, 213	L283-428	185
KZ13D10	295	L283-124 23	184, 213	L283-429	185
KZ13D20	295	L283-124 25	184, 213	L283-430	185
KZ13D40	295	L283-124 31	184, 213	L283-431	185
KZ13F10	295	L283-124 37	184, 213	L283-432	185
KZ13F20	295	L283-124 43	184, 213	L283-433	185
KZ13F40	295	L283-124 48	184, 213	L283-434	185
KZ31CA1	296	L283-126	187	L283-435	185
KZ31CB1	294	L283-127	189	L283-436	185
KZ31CC1	296	L283-128	189	L283-438	185
KZ31CD0	296	L283-131	187	L283-439	185
KZ31DA0	294	L283-132	187	L283-440	185
KZ32BBO	296, 315	L283-133	187	L283-441	185
KZ32CA1	296	L283-134	187	L283-442	185
KZ32CB1	294	L283-137	187	L283-443	185
KZ32CC0	296	L283-138	187	L283-444	185
KZ32DAO	294, 313, 315	L283-139	187	L283-445	185
KZ33DC0	315	L283-140	187	L283-446	185
KZ34CA0	315	L283-141	187	L283-447	185
KZ34DA0	296, 313, 315	L283-144	187	L283-448	185
KZ34EDO	315	L283-145	187	L283-450	180
KZ35AA1	296	L283-146	187	L283-452	189
KZ35AA2	296	L283-150	189, 216	L283-467	188
KZ35AA3	296	L283-154 xx	192	L283-468	188
KZ35AB1	296	L283-170	187	L283-469	188
KZ35AC1	296	L283-171	187	L283-470	188
KZ38BA1	296, 315	L283-172	187	L283-471	188
KZ38BA2	315	L283-173	187	L283-472	188
KZ20OAL	294	L283-176	187	L283-473	188
KZ39OAL	294, 419	L283-177	187	L283-474	188
KZ37O00	296	L283-178	187	L283-475	188
		L283-180	187	L283-476	188
		L283-181	187	L283-479	188
		L283-182	187	L283-480	188
		L283-198	186, 214	L283-481	188
		L283-199	186, 214	L283-482	188
		L283-310	187	L283-483	188
		L283-311	187	L283-484	188

L

L0170	161, 163, 165, 167
L0172	161, 163, 165, 167
L283-003	189
L283-004	189

Part Number	Page Number	Part Number	Page Number	Part Number	Page Number
L283-680.....	216	L583-255.....	331, 332, 333, 334, 337	L9076P.....	161, 163, 165, 167
L460P.....	169	L583-286.....	190	L9077P.....	161, 163, 165, 167
L462P.....	169	L583-287.....	186, 214	L9080P.....	161, 163, 165, 167
L463P.....	169	L583-290.....	190	L9082P.....	161, 163, 165, 167
L464P.....	169	L583-291.....	190	L9090.....	161, 163, 165, 167
L480.....	169	L583-321.....	190	L9092P.....	161, 163, 165, 167
L496P.....	169	L583-322.....	190	L9094P.....	161, 163, 165, 167
L583-004.....	189	L583-363.....	184, 185, 213	L9175.....	161, 163, 165, 167
L583-015.....	189, 216	L583-375.....	186	L9176.....	161, 163, 165, 167
L583-019.....	216	L583-426.....	190	L9440.....	161, 163, 165, 167
L583-020.....	189, 216	L583-427.....	190	L9444.....	161, 165
L583-021.....	189, 216	L583-446.....	327, 330	L9453P.....	161, 163, 165, 167
L583-022.....	189, 216	L583-447.....	327, 330	L9456P.....	161, 163, 165, 167
L583-023.....	189, 216	L583-454.....	114, 190, 216	L9457P.....	161, 163, 165, 167
L583-024.....	189, 216	L583-468.....	190	L9458P.....	161, 163, 165, 167
L583-025.....	189, 216	L583-474.....	326, 330, 337	L9460P.....	169
L583-026.....	189	L583-475.....	326, 330, 337	L9462P.....	169
L583-027.....	189	L583-476.....	326, 330, 337, 348	L9463P.....	169
L583-028.....	189	L583-477.....	326, 330, 337	L9464P.....	169
L583-029.....	189, 216	L583-481.....	190	L9465P.....	161, 163, 165, 167
L583-030.....	189	L583-485.....	190, 216	L9466P.....	161, 163, 165, 167
L583-031.....	189	L583-490.....	190, 216	L9473P.....	161, 163, 165, 167
L583-035.....	189	L583-492.....	190	L9480P.....	161, 163, 165, 167
L583-038.....	189	L583-494.....	190	L9485P.....	161, 163, 165, 167
L583-043.....	189	L583-496.....	190	L9486P.....	161, 165
L583-044.....	189	L583-497.....	186, 214	L9492P.....	161, 163, 165, 167
L583-045.....	189, 216	L583-498.....	186, 214	L9494P.....	161, 163, 165, 167
L583-047.....	189	L583-499.....	186, 214	L9496P.....	161, 165
L583-048.....	189, 216	L583-500.....	186, 214	LM9210.....	201, 203, 205, 207
L583-049.....	189	L583-501.....	186, 214	LM9210F.....	201, 203, 205, 207
L583-050.....	189, 216	L583-502.....	186, 214	LM9210M.....	201, 203, 205, 207
L583-051.....	189	L583-503.....	186, 214	LM9225.....	201, 205
L583-053.....	189	L583-504.....	186, 214	LM9225F.....	201, 205
L583-056.....	189	L583-579.....	185	LM9225M.....	201, 205
L583-057.....	189	L583-584.....	262	LM9250FP.....	201, 203, 205, 207
L583-058.....	189	L583-585.....	192	LM9250MP.....	201, 203, 205, 207
L583-063.....	189	L583-638.....	337	LM9250P.....	201, 203, 205, 207
L583-064.....	189	L583-639.....	337	LM9256FP.....	201, 203, 205, 207
L583-065.....	190	L583-682.....	262	LM9256MP.....	201, 203, 205, 207
L583-066.....	190, 216	L583-684.....	262	LM9256P.....	201, 203, 205, 207
L583-119.....	186, 214	L583-685.....	262	LM9270FP.....	201, 203, 205, 207
L583-120.....	186, 214	L583-705.....	185	LM9270MP.....	201, 203, 205, 207
L583-121.....	186, 214	L583-708.....	262	LM9270P.....	201, 203, 205, 207
L583-122.....	186, 214	L583-709.....	185	LM9271.....	201
L583-123.....	186, 214	L583-710.....	185	LM9271FP.....	201, 203, 205, 207
L583-133.....	83, 114, 186, 214	L583-711.....	185	LM9271MP.....	201, 203, 205, 207
L583-153.....	329, 330, 337	L583-712.....	185	LM9271P.....	203, 205, 207
L583-156.....	190	L583-717.....	185	LM9280FP.....	201, 203, 205, 207
L583-174.....	190	L583-739.....	185	LM9280MP.....	201, 203, 205, 207
L583-187.....	181, 211	L583-748.....	189	LM9280P.....	201, 203, 205, 207
L583-192.....	190	L583-752.....	185	LM9290EL or EU.....	201, 203, 205, 207
L583-195.....	336	L583-755 xx.....	185	LM9290FEL or EU.....	201, 203, 205, 207
L583-196.....	190	L583-757.....	185	LM9290MEL or EU.....	201, 203, 205, 207
L583-197.....	330	L583-760.....	190	LM9291EL or EU.....	201, 203, 205, 207
L583-198.....	330	L583-761.....	190	LM9291FEL or EU.....	201, 203, 205, 207
L583-200.....	332	L583-773.....	328	LM9291MEL or EU.....	201, 203, 205, 207
L583-211.....	186, 214	L583-774.....	328	LM9292ELP or EUP.....	201, 203, 205, 207
L583-212.....	186, 214	L583-800.....	326	LM9292FELP or EUP.....	201, 203, 205, 207
L583-213.....	186, 214	L583-801.....	326	LM9292MELP or EUP.....	201, 203, 205, 207
L583-214.....	186, 214	L583-802.....	326, 347	LM9293ELP or EUP.....	203, 205, 207
L583-215.....	186, 214	L583-803.....	326, 347	LM9293EPL or EUP.....	201
L583-216.....	186, 214	L9010.....	161, 163, 165, 167	LM9293FELP or EUP.....	201, 203, 205, 207
L583-217.....	186, 214	L9040.....	161, 163, 165, 167	LM9293MELP or EUP.....	201, 203, 205, 207
L583-218.....	186, 214	L9044.....	161, 165	LM9294MELP or EUP.....	201, 203, 205, 207
L583-219.....	186, 214	L9050P.....	161, 163, 165, 167	LM9295ELP or EUP.....	201, 203, 205, 207
L583-233.....	184, 213	L9056P.....	161, 163, 165, 167	LM9295FELP or EUP.....	203, 205, 207
L583-233-458.....	373	L9060P.....	161, 163, 165, 167	LM9295FEPL or EUP.....	201
L583-245.....	186	L9070P.....	161, 163, 165, 167	LM9295MELP or EUP.....	201, 203, 205, 207
L583-254.....	329, 330, 337	L9071P.....	161, 163, 165, 167	LM9325.....	161, 165

INDEX

Part Number	Page Number
LT10	256, 258
LT10F	256, 258
LT40	256, 258
LT40F	256, 258
LT170	256, 258
LT172	256, 258

M

M204-152	378
M204-168	415
M204-198	418
M204-200	415
M204-201	415
M504-271	373, 418
M504-306	418
M504-347	418
M504-413	418
M504-424	418
M504-425	418
M504-426	418
M504-427	418
M504-428	418
M504-497	420
M504-548	415
M540-000	415
M540-051	415
M540-056	415
MS-J175	381

N

NI23-007	112
NI23-008	112
NI23-010	112
NI23-011	112
NI23-012	112
NI23-013	112
NI23-017	111
NI23-020	114
NI23-021	110
NI23-022	110
NI23-028	111
NI23-032	110
NI23-034	111
NI23-035	111
NI23-040	114
NI23-043	110
NI23-045	112
NI23-055	112
NI23-056	110
NI23-057	110
NI23-059	112
NI23-062	113
NI23-076	112
NI23-085	111
NI23-086	111
NI23-087	111
NI23-097	112
NI23-098	112
N223-062	113
N223-063	113
N223-066	112
N523-000	111
N523-001	111
N523-002	111
N523-013	113
N523-019	113
N523-020	113

Part Number	Page Number
N523-021	114
N523-022	311, 314, 343
N523-023	314
N523-025	113
N523-041	113
N523-054	113
N523-055	113
N523-063	113
N523-064	113
N523-065	112
N523-066	112
N523-067	113
N523-069	113
N523-091	112, 342
N523-092	114
N523-105	113
N523-108	418
N523-123	311, 314
N523-124	111
N523-127	112
N523-131	113
N523-135	114
N523-149	113
N523-177	113
N523-194	113
N523-209	111
N523-210	111
N523-211	111
N523-218	110
N523-221	110
N523-222	110
N523-223	110
N523-224	110
N523-225	110
N523-240	114
N623-017	113
N623-030	114

P

P513-023	419
P513-024	419
PL7-2	278
PL7-3	278
PL7-5	278
PL7-7	278
PL8-2	278
PL8-3	278
PL8-5	278
PL8-8	278
PL1001J	288
PL1002J	288
PL1003J	288
PL2001J	288
PL2002J	288
PL2003J	288
PL3001J	288
PL3002J	288
PL4001J	288
PL4002J	288
PL4003J	288

Q

Q330-165	338
Q330-252	338

Part Number	Page Number
R	
R525-256	134

S

S10D	268
S40D	268
S51PD	268
S70PD	268
S80PD	268
S170	268
S206-501	228
S206-502	228
S206-504	228
S206-515	228
S206-516	228
S206-517	228
S206-518	228
S210-B60	225
S210PD	248
S251PD	248
S270PD	248
S280PD	248
S290	248
S306-135	319
S306-151	252
S306-180	271
S306-182	271
S306-183	271
S605-192	312, 315
S605-228	314, 315
S605-231	312, 314
S605-241	270
S605-242	250, 270
S605-289	252
S605-297	252
SM01-210	384
SM01-391	384
SM01-392	384

T

THP-021	262
THP-022	262
THP-8201-CH	261
THP-8201-F-CH	261
THP-8219-CH	261
THP-8219-F-CH	261
THP-8301-CH	261
THP-8301-F-CH	261
THP-8319-CH	261
THP-8319-F-CH	261
THP-S88806-IR	262
TR200A	412
TR201	412
TR202	412
TR203	412

X

XA10-594	315
XB03-418	349
XB04-618	349
XB09-195	349
XB09-795	349
XB11-475	349
XB11-638	349
XB11-720	192

Part Number	Page Number
XB11-789.....	349
XB11-790.....	349
XB11-825.....	345
XB11-916.....	147
XB11-917.....	147
XB11-918.....	147
XB11-919.....	147
XB11-920.....	147
XB11-921.....	147
XB11-922.....	147
XB11-958.....	349
XB11-979.....	339
XB12-046.....	337
XC03-069.....	94, 113
XK10-992.....	192
XL11-422.....	192
XL11-515.....	192
XL11-634.....	192
XL11-636.....	192
XL11-743.....	192
XL11-806.....	425
XL11-820.....	192
XL11-821.....	192
XL11-848.....	192
XL11-895.....	330
XL11-986.....	186
XN12-012.....	113
XN12-035.....	111
XN12-045.....	111
XN12-292.....	112
XN13-052.....	113
XN13-053.....	113
XN13-054.....	113
XQ02-309.....	94, 113
XQ03-493 xx.....	123
XQ03-494.....	94, 113
XQ06-878.....	375
XQ07-351.....	82, 94, 113, 271
XQ07-351 xx.....	123
XQ07-351 xxx.....	271
XQ11-804.....	349
XQ11-935.....	330

About Allegion

Allegion (NYSE: ALLE) creates peace of mind by pioneering safety and security. As a \$2 billion provider of security solutions for homes and businesses, Allegion employs more than 7,800 people and sells products in more than 120 countries across the world. Allegion comprises 23 global brands, including strategic brands CISA®, Interflex®, LCN®, Schlage® and Von Duprin®.

For more, visit www.allegion.com

aptiQ ■ LCN ■ **SCHLAGE** ■ STEELCRAFT ■ VON DUPRIN