

LIFE SAFETY,
SECURITY DOOR HARDWARE

INTEGRATED DOOR
SECURITY SYSTEMS

SAFETY, SECURITY
AND RISK MANAGEMENT

PRICE LIST

Effective March 31, 2017



Where Trust is Built™
DETEX®
Life Safety, Security and Security Assurance

NOTES

TABLE OF CONTENTS

Order Conditions	8
Warranties	9
Finishes Cross Reference Chart	9
Standards and Certifications	10

Life Safety and Security Door Hardware **ADVANTEX® (Superior Heavy Duty Exit Devices)**

Wide Stile Devices

10 Series Rim Device	13
20/21 Series Surface Vertical Rod Device.....	15
27 Series High Security Surface Vertical Rod Device	16
30 Series Mortise Lock Device	19
Outside Trims for 10/20/21/30 Series Devices	20
FSB Levers and Trims	21

Narrow Stile Devices

40 Series Rim Device	23
50/51 Series Surface Vertical Rod Device.....	25
Outside Trims for 40/50/51 Series Devices	26
FSB Levers and Trims	27

Narrow Stile Concealed Vertical Rod Devices

60/61 Series Concealed Vertical Rod Device (aluminum door)...	29
62/63 Series Concealed Vertical Rod Device (hollow metal door)	30
Outside Trims for 60/61/62/63 Series Devices	32
FSB Levers and Trims	33

Wide Stile Concealed Vertical Rod Devices

70/71 Series Concealed Vertical Rod Device (wood door).....	35
80/81 Series Concealed Vertical Rod Device (hollow metal door)	36
82/83 Series Concealed Vertical Rod Device (aluminum door)...	37
87 Series High Security Concealed Vertical Rod Device	38
Outside Trims for 70/71/80/81/82/83 Series Devices	40
FSB Levers and Trims	41
00/01/04/05 Series No Latch Rail/Dummy Rim Device	42
Advantex Trim Cross Reference Matrix.....	44
Advantex Exit Device Cross Reference Matrix.....	48
Advantex Electrified Function Cross Reference Matrix	49
Electrified Options	50
Advantex Easy Price Reference Chart	58
Parts & Accessories.....	62

TABLE OF CONTENTS (cont'd.)

VALUESERIES® (Premium Economical Exit Devices)

Wide & Narrow Stile Devices

Value Series V40 Rim Device.....	68
Value Series V40xNS Narrow Stile Rim Device	69
Value Series V50/V51 Surface Vertical Rod Device.....	72
Value Series V50xNS/V51xNS Narrow Stile Surface Vertical Rod Device.....	73
Outside Trims for V40/V50/V51 Devices	74
Value Series Trim Cross Reference Matrix.....	77
Value Series Exit Device Cross Reference Matrix.....	78
Value Series Electrified Function Cross Reference Matrix.....	79
Electrified Options	80
Value Series Easy Price Reference Chart	86
Parts & Accessories	88

PS80 SERIES™

Power Supplies.....	92
Power Supply Logic Controllers.....	92
Power Supply Accessories	93

Series 800

Power Supplies.....	94
Power Supply Logic Controllers	96
Power Supply Accessories	97

Mullions

90 Series	98
-----------------	----

AO19 SERIES® (Low Energy Automatic Door Operators)

Automatic Operator - How to Order.....	100
Automatic Operator - AO19-1 (Single Door).....	101
Automatic Operator - AO19-2 (Pair of Doors).....	102
Automatic Operator - AO19-3 (Double Egress Doors)	103
Automatic Operator - AO19 Parts/Accessories	105

TABLE OF CONTENTS (cont'd.)

ECL (Exit Control Locks)

Exit Control Locks (ECL-230D, ECL-600)	113
Accessories (ECL-230D, ECL-600).....	114
Keepers and Strike Kits	115
Multi-Point Security (ECL-230DxVRA)	116
Exit Control Locks (ECL-230X Single Point Lock)	117
Exit Control Locks (ECL-230X 2-Point Lock)	118
Exit Control Locks (ECL-230X 3-Point Lock)	119
Exit Control Locks Trim (ECL-230X)	120
Hinge Side Bolts (DX1, DX2, DX3)	120
Exit Control Locks Accessories (ECL-230X)	121
Cylinders and Accessories	122

EAX® (Exit Alarms)

Exit Alarms - EAX-500	124
Exit Alarms - EAX-2500	125
Exit Alarms - EAX-3500	126
Door Prop Alarms (EAX-300 Series and EAX-400 Series).....	127
Remote Alarms (CS-900 and CS-2900)	128
Door Switches	129
Accessories	130
Power Sources	131

Redi-Key

Key Vaults.....	132
-----------------	-----

DTX® (Access Control)

DTX-2000 Series	134
DTX-4000 Series How to Order.....	135
DTX-4000 Series	135
Options and Accessories	138
Anti-tailgate Pedestals.....	139

TABLE OF CONTENTS (cont'd.)

Miscellaneous

Keyswitches and Covers	140
Motion Sensor	140
Push Buttons	141
Electric Strikes.....	141
Electromagnetic Locks	142
Weatherized Horns/Strobes	142
Relay Kits	142
Power Transfers/Electric Hinges	143
Remote Indicating Panels.....	143
NEMA Enclosures	143

Integrated Door Security Systems

EasyKit[®]

Access Control Doors.....	145
Delayed Egress Doors.....	154
Weatherized Delayed Egress Doors	153
Electrified Dogging	154
Automatically Operated Doors.....	156

Safety, Security and Risk Management

Order Conditions	160
ProxiPen / TopGuard Patrol	161
RELIANT[™] PLUS	162

Helpful Links	164
Support	165
DSI	166

NOTES

ORDER CONDITIONS

Prices: Prices are subject to change without notice. **No prices are guaranteed;** all shipments will be made at prices prevailing at the time of receipt of order.

Terms: Net 45 days. Past due accounts may be subject to a shipping hold.

Acceptance: We reserve the right to decline an order, in whole or part, when the type or quantity of goods or creditworthiness of the purchaser is not satisfactory.

Delivery: All shipments are Ex Works* Factory New Braunfels, Texas. **Freight allowance (ground service only) will be based on individual shipments of \$7,000 or more in the contiguous U.S. and Canada.** Most standard products in standard finish are typically built and shipped from Detex within 5 working days from receipt of order. Detex has consistently met the 5-day fill rate standard 99% of the time for the past 5 years. **To continue to provide this level of on-time production and maintain this fill rate, Detex must charge a 20% special handling fee for any order requiring shipping in less than 5 days.** Orders will ship prior to the 5th working day or you will not pay the 20% special handling fee. All orders are subject to factory acceptance and no guarantee is made that the order will ship prior to the 5th day.

* Ex Works - It is the responsibility of buyer to get Detex product from the Detex factory to the buyer's warehouse. The buyer can appoint a shipping and freight forwarding company to collect goods from the Detex factory to the buyers warehouse, including insurance of goods.

Returned Goods: Materials may be returned for credit within **six (6) months** of purchase. No goods will be accepted for return unless a **Return Materials Authorization** has been issued. Contact your local representative with requests. **Returns must be unmounted and in original packaging.** Credit will be issued at price paid or current price, whichever is lower, less a minimum 25% restocking charge. **Obsolete, discontinued or special products are not returnable.**

Special Order Items: Detex Custom Engineered EasyKits, products made for a specific customer requirement and other specialized one-of-a-kind products are **non-returnable** and **non-cancelable**, and may require a prepayment of 50%. Exit devices can be precut at factory for \$75.

Cancellation & Changes: If orders have been entered for manufacturing, cancellations cannot be accepted without our permission and may be subject to a cancellation charge.

Corrections: We expressly reserve the right to correct clerical, stenographic and other obvious errors at any time.

TOLL FREE FAX NUMBER FOR PLACING ORDERS

1-800-653-3839

TOLL FREE NUMBER FOR PLACING ORDERS DIRECTLY TO OUR SALES DEPARTMENT

1-800-729-3839

or e-mail

sales@detex.com

International e-mail

export@detex.com

For the name of the representative / sales office in your area, see our web page at www.detex.com.

WARRANTIES

Limited Warranties:

Detex® **ADVANTEX**® and **Value Series**® panic hardware, when properly installed, used and maintained, is warranted to be free of defects in material and workmanship. We will, for a period of ten (10) years from the date of purchase, **repair or replace** any part which, upon our examination, proves to be defective under normal use. Electrical components, when properly installed and maintained, are warranted to be free of defects in material and workmanship for a period of three (3) years. This warranty will be honored only upon presentation of proof that the product covered thereby was purchased directly from an authorized Detex distributor. WE SHALL NOT BE LIABLE FOR ANY DIRECT, INCIDENTAL OR CONSEQUENTIAL LOSS OR DAMAGE ARISING OUT OF THE FAILURE OF THIS PANIC HARDWARE TO OPERATE.

Warranty Conditions: Detex power supplies are required when powering Delayed Egress and Latch Retraction exit devices. Failure to use Detex recommended power supplies will void manufacturers warranty.

Limited Warranty:















All Detex security hardware products or signaling devices are warranted to be free of defects in material and workmanship when properly installed, used and maintained according to instructions. We will, for a period of *three (3) years from the date of purchase, **repair or replace** any part which, upon our examination, proves to be defective under normal use. (This does not apply to batteries or to damage from battery leakage.) This warranty will be honored only upon presentation of proof that the product covered thereby was purchased directly from an authorized Detex Distributor. WE SHALL NOT BE LIABLE FOR ANY DIRECT, INCIDENTAL OR CONSEQUENTIAL LOSS OR DAMAGE ARISING OUT OF THE FAILURE OF THE PRODUCT OR DEVICE.

*ECL-230D, ECL-230D-PH, ECL-230X, ECL-600 and 90KR — ten (10) years


AO19 Series — 3 year mechanical / 1 year electrical

For full warranty information, see catalog pages.


FINISHES CROSS REFERENCE CHART

BHMA	US	Description	BHMA	US	Description
	605 US3	Brass, bright - PVD		628 US28	Aluminum, satin
	606 US4	Brass, satin - PVD		629 US32	Stainless Steel, bright
	611 US9	Bronze, bright - PVD		630 US32D	Stainless Steel, satin
	612 US10	Bronze, satin - PVD		689 SP28	Lacquer-sprayed Aluminum
	613 US10B	Bronze, oil-rubbed		693 SPBLK	Black, painted
	625 US26	Chromium, bright		695 SP313	Dark Bronze, painted
	626 US26D	Chromium, satin		711 DC35	Anodized Aluminum, black

STANDARDS AND CERTIFICATIONS

Product	Type	Application	Fire Rated Openings	Certification Listing		Wind Storm Listing	Mortise Cylinder Required	Limited Warranty
Advantex								
10 Series	Relatching Lock	Rim Exit	Yes*, 3hr UL Listed	UL Listed panic hardware	4140-0127:0105 3774-0127:0106 3725-0127:0108	FBC**	CD, EA, EI, EE, & EE _x ER	10/3 years
20 Series	Relatching 2-point Lock	SVR	Yes*, 3hr UL Listed	UL Listed panic hardware	4140-0127:0105 3774-0127:0106 3725-0127:0108	FBC**	CD, EA, EE, & EE _x ER	10/3 years
21 Series	Relatching Lock	SVR Top Rod Only	Yes*, 3hr UL Listed	UL Listed panic hardware	4140-0127:0105 3774-0127:0106 3725-0127:0108	No	CD, EA, EE, & EE _x ER	10/3 years
27 Series	Heavy Duty 2-point Relatching Lock	SVR	Yes*, 3hr UL Listed	UL Listed panic hardware	No	FEMA 361***	CD, EA, EE, & EE _x ER	10/3 years
30 Series	Mortise Lock	Mortise Exit Device	Yes*, 3hr UL Listed	UL Listed panic hardware	4140-0127:0105 3774-0127:0106 3725-0127:0108	No	CD, EA, EE, & EE _x ER	10/3 years
40 Series	Relatching Lock	Narrow Stile Rim Exit Device	Yes*, 3hr UL Listed	UL Listed panic hardware	4140-0127:0105 3774-0127:0106 3725-0127:0108	FBC**	CD, EA, EI, EE, & EE _x ER	10/3 years
50 Series	Relatching 2-point Lock	Narrow Stile SVR	Yes*, 3hr UL Listed	UL Listed panic hardware	4140-0127:0105 3774-0127:0106 3725-0127:0108	FBC**	CD, EA, EE, & EE _x ER	10/3 years
51 Series	Relatching Lock	Narrow Stile SVR Top Rod Only	Yes*, 3hr UL Listed	UL Listed panic hardware	4140-0127:0105 3774-0127:0106 3725-0127:0108	No	CD, EA, EE, & EE _x ER	10/3 years
60 Series	Relatching 2-point Lock	CVR for Aluminum Doors	Yes*, 3hr UL Listed	UL Listed panic hardware	4140-0127:0110 3774-0127:0106 3725-0127:0108	No	CD, EA, EE, & EE _x ER	10/3 years
61 Series	Relatching Lock	CVR for Aluminum Doors Top Rod Only	Yes*, 3hr UL Listed	UL Listed panic hardware	4140-0127:0110 3774-0127:0106 3725-0127:0108	No	CD, EA, EE, & EE _x ER	10/3 years
62 Series	Relatching 2-point Lock	CVR for Hollow Metal Doors	Yes*, 3hr UL Listed	UL Listed panic hardware	4140-0127:0110 3774-0127:0106 3725-0127:0108	No	CD, EA, EE, & EE _x ER	10/3 years
63 Series	Relatching Lock	CVR for Hollow Metal Doors Top Rod Only	Yes*, 3hr UL Listed	UL Listed panic hardware	4140-0127:0110 3774-0127:0106 3725-0127:0108	No	CD, EA, EE, & EE _x ER	10/3 years
70 Series	Relatching 2-point Lock	CVR for Wood Doors	Yes* 90 Min WH/ ETL Listed	UL Listed panic hardware	4140-0127:0110 3774-0127:0106 3725-0127:0108	No	CD, EA, EE, & EE _x ER	10/3 years
71 Series	Relatching Lock	CVR for Wood Doors Top Rod Only	Yes* 90 Min WH/ ETL Listed	UL Listed panic hardware	4140-0127:0110 3774-0127:0106 3725-0127:0108	No	CD, EA, EE, & EE _x ER	10/3 years
80 Series	Relatching 2-point Lock	CVR for Hollow Metal Doors	Yes*, 3hr UL Listed	UL Listed panic hardware	4140-0127:0110 3774-0127:0106 3725-0127:0108	No	CD, EA, EE, & EE _x ER	10/3 years
81 Series	Relatching Lock	CVR for Hollow Metal Doors Top Rod Only	Yes*, 3hr UL Listed	UL Listed panic hardware	4140-0127:0110 3774-0127:0106 3725-0127:0108	No	CD, EA, EE, & EE _x ER	10/3 years
82 Series	Relatching 2-point Lock	CVR for Aluminum Doors	Yes*, 3hr UL Listed	UL Listed panic hardware	4140-0127:0110 3774-0127:0106 3725-0127:0108	No	CD, EA, EE, & EE _x ER	10/3 years
83 Series	Relatching Lock	CVR for Aluminum Doors Top Rod Only	Yes*, 3hr UL Listed	UL Listed panic hardware	4140-0127:0110 3774-0127:0106 3725-0127:0108	No	CD, EA, EE, & EE _x ER	10/3 years
87 Series	Heavy-Duty 2-point Relatching Lock	CVR	Yes*, 3hr UL Listed	UL Listed panic hardware	No	FEMA 361***	CD, EA, EE, & EE _x ER	10/3 years
Value Series								
V40 Series	Relatching Lock	Rim Exit Device	Yes*, 3hr UL Listed	UL Listed panic hardware	4140-0127:0105 3774-0127:0106 3725-0127:0108	FBC**	CD, EB(W), EE, & EI	10/3 years
V50 Series	Relatching 2-point Lock	SVR	Yes*, 3hr UL Listed	UL Listed panic hardware	4140-0127:0105 3774-0127:0106 3725-0127:0108	FBC**	CD, EB, EE, & EB _x W	10/3 years
V51 Series	Relatching Lock	SVR Top Rod Only	Yes*, 3hr UL Listed	UL Listed panic hardware	4140-0127:0105 3774-0127:0106 3725-0127:0108	No	CD, EB, EE, & EB _x W	10/3 years

STANDARDS AND CERTIFICATIONS

Product	Type	Application	Fire Rated Openings	Certification Listing		Wind Storm Listing	Cylinder Type Required	Limited Warranty
AO19 Series	Low Energy Automatic Operator	Single, Pairs, and Double Egress Doors	WH Listed Fire Exit Hardware	ETL Listed ANSI 156.19	N/A	N/A	N/A	3/1 years
90KR	Keyed Removable Mullion	Pairs of Doors	3hr WH/ Intertek listed*	UL Listed	N/A	No	Rim	10 years
90R	Removable Mullions	Pairs of Doors	Contact Factory	UL Listed	N/A	FBC**	N/A	10 years
ECL-230D	Deadbolt Lock	9V Alarm	No	UL Listed panic hardware	4140-0127:0102	No	Rim	10 years
ECL-230D-PH	Deadbolt Lock	9V Alarm	No	UL Listed panic hardware	4140-0127:0102	No	Rim	10 years
ECL-230X	Deadbolt Lock	9V Alarm	No	UL Listed panic hardware	4140-0127:0109	FBC**	Rim	10 years
ECL-230X-TD	2-Point Deadbolt Lock	9V Alarm	No	UL Listed panic hardware	4140-0127:0109	No	Rim	10 years
ECL-230X-TB	SVR Non-Relatching Lock	9V Alarm	No	UL Listed panic hardware	4140-0127:0109	No	Rim	10 years
ECL-230X-TDB	3-Point Deadbolt Lock	9V Alarm	No	UL Listed panic hardware	4140-0127:0109	FBC**	Rim	10 years
ECL-600	Deadbolt & Relatching 2-Point Lock	9V Alarm	3hr WH/ETL listed	ETL Listed panic hardware	N/A	No	Rim	10 years
VRA-143	2-Point Vertical Rod Deadbolt Lock	N/A	No	UL Listed exit lock	N/A	No	N/A	3 years
EAX-300	Door Prop Alarm	9V Alarm	Yes§	ANSI 156.29 Listed	N/A	¶	Mortise	3 years
EAX-500	Door Mount Alarm	9V Alarm	Yes§	ANSI 156.29 Listed	N/A	¶	Mortise	3 years
EAX-2500	Wall Mount Door Alarm	12-24VAC Alarm	¶	ANSI 156.29 Listed	N/A	N/A	Mortise	3 years
EAX-3500	Timed Bypass Exit Alarm	24VAC / VDC Alarm	¶	N/A	N/A	N/A	Mortise	3 years
BE-961	Power Supply	9VDC Power Supply	∞	N/A	N/A	¶	N/A	3 years
Series 800	Power Supplies & Logic Controllers	Power Supplies w/ Logic	∞	UL Listed	3774-0127:0107	N/A	N/A	3 years
MS-2049	Magnetic Door Switch	Industrial grade	Yes§	UL Listed	N/A	N/A	N/A	3 years
MS-1039/59	Magnetic Switch	Standard grade	No	UL Listed	N/A	N/A	N/A	3 years
DTX Series	Access Keypad / Card Readers	Access Control	∞	N/A	N/A	N/A	N/A	3 years

* Add Prefix "F" for Fire Exit Hardware

**Add Prefix "H" for Florida Building Code Hurricane component

*** Add prefix "T" for FEMA rated hardware

For detailed windstorm and fire listings, visit detex.com/PROVEN

¶ Wall mounted - may be used with Rated Openings - use fire door accessory (see MS-2049)

∞ Allowed with fire-rated doors, but product itself is not fire-rated

§ UL Listed Miscellaneous Fire Door Accessory

10/3 year warranty = 10-year limited warranty on mechanical components
3-year limited warranty on electrical components

3/1 year warranty = 3-year limited warranty on mechanical components
1-year limited warranty on electrical components

ADVANTEX® 10 SERIES (WIDE RIM)

RATING

- For no rating, leave blank
H = Hurricane Rated
F = Fire Rated (Less/No Dogging Only)
FH = Hurricane and Fire Rated

OUTSIDE TRIM / DEVICE FINISH

- 605** = Polished brass (PVD)
606 = Brushed brass (PVD)
611 = Polished bronze (PVD)
612 = Brushed bronze (PVD)
613 = Oil rubbed bronze
625 = Polished chrome
626 = Brushed chrome (std. on lever trims)
629 = Polished stainless steel
630 = Brushed stainless steel (std. on pull trims & devices)
693 = Black, powder coated
695 = Dark bronze, powder coated

DOGGING FUNCTION

- LD** = Less/No dogging
HD = Hex key dogging
CD = Cylinder key dogging

PRE-INSTALLED CYLINDERS

- If cylinders provided by others, leave blank
MC65 = Mortise Cylinder(s) 6pin/Keyed 5
IC7 = Mortise Cylinder(s) SFC housing
IK7 = Mortise Cylinder(s) Instakey housing
RC65 = Rim Cylinder(s) 6pin/Keyed 5
IC7R = Rim Cylinder(s) SFC housing
IK7R = Rim Cylinder(s) Instakey housing

ENDCAP

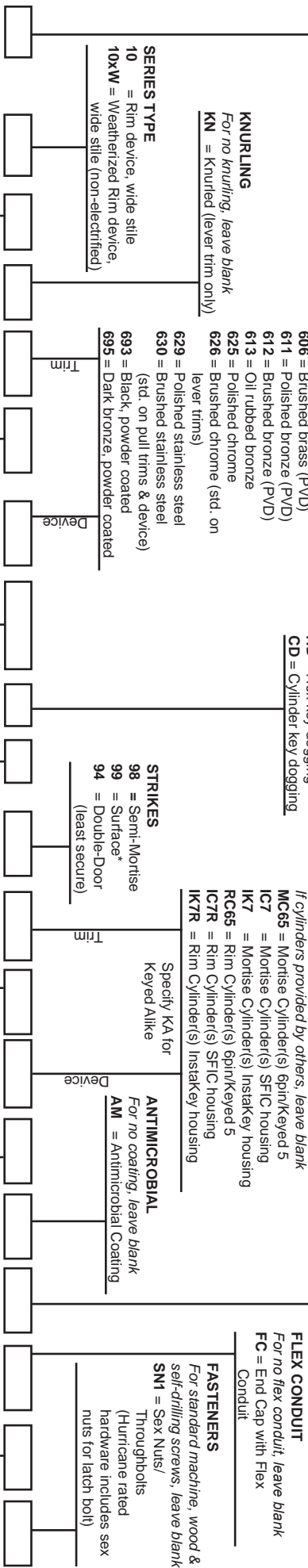
- EC1** = Ramped endcap*
EC2 = Flush endcap (std. on all 629/693/695 finishes)

FLEX CONDUIT

- For no flex conduit, leave blank
FC = End Cap with Flex Conduit

FASTENERS

- For standard machine, wood & self-drilling screws, leave blank
SN1 = Sex Nurs/
 Throughbolts
 Hurricane rated hardware includes sex nuts for latch bolt)



OUTSIDE TRIM FUNCTION

- For no outside trim, leave blank
01C = Exit only, blank plate
01W = Exit only, wide blank plate - long
02C = Dummy pull trim
02Z = Inactive Vandal pull handle (handed)
03C = Key retracts latch; pull trim
03Z = Key retracts latch; Vandal pull handle (handed)
03W = Key retracts latch; wide plate - long
03WS = Key retracts latch; plate - short
01D = Blank escutcheon
02D = Dummy lever trim
03W = Active lever, key locks / unlocks lever; Wide lever handle (handed) (J, Q, S, T, U or FSB1076 lever**) (classroom)
09D = Lever trim active by key; locked when key removed; Wide lever handle (handed) (J, Q, S, T, U or FSB1076 lever**) (storeroom)
10D = Double cylinder; Wide lever handle (handed) (J, Q, S, T, U or FSB1076 lever**) (storeroom)
14D = Active lever, no key cylinder; Wide lever handle (handed) (J, Q, S, T, U or FSB1076 lever**) (passage)
CBK = Cylinder bracket kit; 03 only; plate & pull handle by others required
EU = Electric Unlock Trim (24VDC & Fail Secure [FSE] Std.) - Specify handing (not field reversible). For 12VDC specify 12VDC. For Fail Safe specify FSA

DOOR HANDLING

- RHR** = Right hand reverse*
LHR = Left hand reverse

KEYSTOP

- For no keystop, leave blank
KS = Key Stop (Available with EA, EBXW, EE, EEXER, EI functions)

SWITCHING

- For no switching, leave blank
LX = Latch Bolt Signal Switch
LXV = Latch Bolt 3Amp Current Switch

DOOR WIDTH

- 24"** wide door
30" wide door
36" wide door (3")*
48" wide door (4")

SILENCER

- For standard pushpad, leave blank
SLR = Silent Latch & Pushpad

ELECTRIFIED FUNCTION

For no electrified function, leave blank

Standard

- Select Arming Time and Auto Rearm
EA = Hardwired Elec. Alarm
EAXEX = Exit Alarm with Request To Exit (Signal) Switch
EAXEXV = Exit Alarm with Request To Exit (3Amp Current) Switch
ED = Elec. Dogging
EX = Request To Exit (Signal) Switch
EXV = Request To Exit (3Amp Current) Switch
EI = Elec. Integration (logic controller required)
ES = Elec. Switching (dead latch & OKC switches)

Weatherized Alarms

- Select Arming Time and Auto Rearm
EBXW = Elec. Battery Operated Exit Alarm Weatherized
EBEXXW = Elec. Battery Operated Exit Alarm Weatherized with Request To Exit (Signal) Switch
EBEXXWV = Elec. Battery Operated Exit Alarm Weatherized with Request To Exit (3Amp Current) Switch

Weatherized Others

- ERXW** = Elec. Latch Retraction Weatherized (silencer standard)
EXXW = Request To Exit (Signal) Switch Weatherized
EXXWV = Request To Exit (3Amp Current) Switch Weatherized
WDE = Weatherized Delayed Egress (see EasyKits)

Delayed Egress/Latch Retraction

- EEXER** = Delayed Egress with Elec. Latch Retraction (silencer standard)
EEXERXULC = Delayed Egress with Elec. Latch Retraction (silencer standard) UL Canada

Power Supply / Controller for Latch

- Retraction Only (ER & ERXW)
 Order/Sold Separately
 Single = 81-800
 Pair = 82-800
 2 Independent Singles = 83-800

Required Power Supply / Controller for Delayed Egress with Latch Retraction (EEXER)

- Order/Sold Separately
 Single EEXER = 84-800
 Pair of EEXER = 85-800
 One EEXER and One EE = 85-800XEE
 One EEXER and One ER = 85-800XER

Fire-rated trims must be fail safe (FSA)

**Other FSB levers available: 1016, 1035, 1058, 1075, 1093, 1119, 1147. FSB levers available in 630 finish only. See catalog pages for more information.

NOTE: * = default/standard

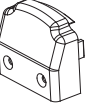
Also see online version at detex.com/hto

ADVANTEX® 10 SERIES RIM EXIT DEVICE

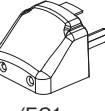
Advantex



NOTE:
For all trim information and graphics see page 20



(EC2 Endcap)



(EC1 Endcap)



(94 Strike)



(98 Strike)



		Finishes					
		Device	630 (Std.)	628	693, 695	606, 612	605, 611, 613, 629
Device Only - Exit Only		10	\$1,147	\$1,030	\$1,082	\$1,318	\$1,469
Outside Function		Device/Function/Trim	630/630	628/630			
Device with pull trim	01 Exit only, cover plate	1001C	\$1,300	\$1,183	\$1,238	\$1,484	\$1,645
		1001W	\$1,307	\$1,190	N/A	\$1,498	\$1,653
	02 Dummy pull trim	1002C	\$1,384	\$1,267	\$1,321	\$1,585	\$1,736
		1002Z	\$1,736	\$1,619	N/A	N/A	N/A
	03 Key Retracts Latch pull trim	1003C	\$1,416	\$1,299	\$1,371	\$1,617	\$1,778
		1003Z	\$1,736	\$1,619	N/A	N/A	N/A
	03 Key Retracts Latch cylinder trim	1003W	\$1,307	\$1,190	N/A	\$1,498	\$1,669
		1003WS	\$1,292	\$1,175	N/A	\$1,506	\$1,680
			630/626	628/626			
Device with lever trim	01 Blank Escutcheon	1001D	\$1,559	\$1,442	\$1,531	\$1,790	\$1,986
	02 Dummy Lever Trim	1002D	\$1,559	\$1,442	\$1,531	\$1,790	\$1,986
	08 Key Locks/Unlocks Lever	1008D	\$1,637	\$1,520	\$1,610	\$1,896	\$2,067
	09 Key Unlocks Lever; Locked when key removed	1009D	\$1,637	\$1,520	\$1,610	\$1,896	\$2,067
	10 Double Cylinder	1010D	\$1,816	\$1,699	\$1,811	\$2,069	\$2,235
	14 Lever Always Active	1014D	\$1,637	\$1,520	\$1,610	\$1,896	\$2,067
EU Electric Lock/Unlock		10EU	\$2,160	\$2,043	\$2,104	\$2,355	\$2,528

Kaba and Trilogy Mechanical & Electronic Pushbutton Access Control Lever Trim - See EasyKit/Access Control Doors/ACD Section

DEVICE COMES STANDARD WITH:

- Same finish, device exterior (except 628 finish which includes stainless steel cover, pushpad and endcap)
- EC1 Ramped Endcap - Heavy Duty (standard on 630, 606, 612, 613, 605, 611 & 629 finishes only)
- EC2 Flush Endcap (standard on 628, 693 & 695 finishes only)
- HD Hex Dogging
- 36" 36" Device for 3-foot doors
- 99 Surface Strike



(99 Strike)

OPTIONS

- F Fire Rated - Specify prefix F (ex. F1001) Add \$135
- H Hurricane Rated - Specify prefix H (ex. H1001) Add \$75
- FH Fire Rated/Hurricane Rated - Specify prefix FH (ex. FH1001) Add \$210
- W Weatherized (Mechanical only - For weatherized electrified functions, see Electrified Options) Add \$139
- Electrified Options - see pages 50-56**
- Custom lengths - Specify size (min. 24" to max. 48") Add \$75
 - Note: See Electrified Options for availability on devices shorter than 30", certain sizes come with EC2 endcap
 - 48" 48" Device for 4-foot doors Add \$31
- AM Anti-Microbial (AM coating applied to pushpad, pull handles, and lever handles only) Add \$60
- KS Key Stop Installed (alarm always armed when key removed) Add \$5
- SN1 Sex Nuts / Through Bolts (Device with trim requires 1 set / Device only requires 3 sets) \$16 PER SET
- SLR Silent Pushpad Return Add \$75
- CD Cylinder Dogging No charge when ordered with device
- LD Less Dogging No charge when ordered with device
- 94 Double Door Strike available - see page 62 No charge when ordered with device
- 98 Semi-Mortise Strike No charge when ordered with device

NOTE - Cylinders not included. Products on this page can be ordered with cylinders (C65) or Interchangeable core housings (IC7) pre-installed at Detex prior to shipping (See page 63).



ADVANTEX® 20/21 SERIES (WIDE SURFACE VERTICAL ROD)

RATING

For no rating, leave blank
 F = Fire Rated (Less/No Dogging
 Only) - Fire pin included for F21

For no rating, leave blank

OUTSIDE TRIM / DEVICE FINISH

605 = Polished brass (PVD)
 606 = Brushed brass (PVD)
 611 = Polished bronze (PVD)
 612 = Brushed bronze (PVD)
 613 = Oil rubbed bronze
 625 = Polished chrome
 626 = Brushed chrome (std. on lever trims)
 629 = Polished stainless steel
 630 = Brushed stainless steel (std. on pull trims & device)
 693 = Black, powder coated
 695 = Dark bronze, powder coated

PRE-INSTALLED CYLINDERS

If cylinders provided by others, leave blank
 MC65 = Mortise Cylinder(s) 6pin/Keyed 5
 IC7 = Mortise Cylinder(s) SFIC housing
 IK7 = Mortise Cylinder(s) Instakey housing
 RC65 = Rim Cylinder(s) 6pin/Keyed 5
 IC7R = Rim Cylinder(s) SFIC housing
 IK7R = Rim Cylinder(s) Instakey housing

ANTIMICROBIAL

AM = Antimicrobial Coating

ENDCAP

EC1 = Ramped endcap*
 EC2 = Flush endcap (std. on all 628/693/695 finishes)

FLEX CONDUIT

FC = End Cap with Flex Conduit

FASTENERS

For standard machine, wood & self-drilling screws, leave blank
 SN1 = Sex Nuts/Throughbolts

KNURLING
 For no knurling, leave blank
 KN = Knurled (lever trim only)

SERIES TYPE
 20 = SVR, wide stile
 20XW = Weatherized SVR, wide stile (non-electrified)
 21 = SVR, top rod only, wide stile
 21XW = Weatherized SVR, top rod only, wide stile (non-electrified)

DOGGING FUNCTION
 LD = Less/No dogging
 HD = Hex key dogging
 CD = Cylinder key dogging

STRIKES
 97 = Surface

DOOR HEIGHT/SVR HEIGHT
 For 84" door heights, leave blank
 84" high door
 96" high door
 120" high door

DOOR WIDTH
 24" wide door
 30" wide door
 36" wide door (3")*
 48" wide door (4')

SILENCER
 For standard pushpad, leave blank
 SLR = Silent Latch & Pushpad

OUTSIDE TRIM FUNCTION

For no outside trim, leave blank

01C = Exit only, blank plate
 01W = Dummy pull trim, Wide blank plate - long
 02C = Dummy pull trim
 02Z = Inactive Vandal pull handle (handed)
 03C = Key retracts latch, pull trim
 03Z = Key retracts latch, Vandal pull handle (handed)
 03W = Key retracts latch, wide plate - long
 03WS = Key retracts latch, plate - short
 01D = Blank escutcheon; Wide lever handle (handed) (J, Q, S, T, U or FSB1076 lever)**
 02D = Dummy lever trim
 08D = Active lever, key locks / unlocks lever; Wide lever handle (handed) (J, Q, S, T, U or FSB1076 lever**) (classroom)
 09D = Lever trim active by key, locked when key removed; Wide lever handle (handed) (J, Q, S, T, U or FSB1076 lever**) (storeroom)
 14D = Active lever, no key cylinder; Wide lever handle (handed) (J, Q, S, T, U or FSB1076 lever**) (passage)

DOOR HANDING
 RHR = Right hand reverse*
 LHR = Left hand reverse

KEYSTOP
 For no keystop, leave blank
 KS = Key Stop (Available with EA, EBXW, EE, EXEXR, EI functions)

SWITCHING

For no switching, leave blank
 LX = Latch Bolt Signal Switch
 LXV = Latch Bolt 3Amp Current Switch

ELECTRIFIED FUNCTION

For no electrified function, leave blank

Standard

EA = Hardwired Elec. Alarm
 EAXEX = Exit Alarm with Request To Exit (Signal) Switch
 EAXEXV = Exit Alarm with Request To Exit (3Amp Current) Switch
 ED = Elec. Dogging
 EX = Request To Exit (Signal) Switch
 EXV = Request To Exit (3Amp Current) Switch

Delayed Egress

Select Arming Delay, Delayed Egress Time and Silent Arming
 EE = Delayed Egress
 Power Supply for Delayed Egress Comes standard with 90-800 power supply
 Single = (1) 90-800 w/o bat backup
 Pair = (1) 90-800 w/o bat backup

Weatherized Alarms

Select Arming Time and Auto Rearm
 EBXW = Elec. Battery Operated Exit Alarm Weatherized
 EBXEXW = Elec. Battery Operated Exit Alarm Weatherized with Request To Exit (Signal) Switch
 EBXEXVW = Elec. Battery Operated Exit Alarm Weatherized with Request To Exit (3Amp Current) Switch

Latch Retraction

ER = Elec. Latch Retraction (silencer standard)
 ERXW = Elec. Latch Retraction Weatherized (silencer standard)

Power Supply / Controller for Latch Retraction Only (ER & ERXW)

Order/Sold Separately
 Single = 81-800
 Pair = 82-800
 2 Independent Singles = 83-800

Weatherized Others

ERXW = Elec. Latch Retraction Weatherized (silencer standard)
 EXXW = Request To Exit (Signal) Switch Weatherized
 EXXVW = Request To Exit (3Amp Current) Switch Weatherized
 WDE = Weatherized Delayed Egress (see EasyKits)

Delayed Egress/Latch Retraction

EEEXR = Delayed Egress with Elec. Latch Retraction (silencer standard)
 EEEXRXULC = Delayed Egress with Elec. Latch Retraction (silencer standard) UL Canada

Required Power Supply/Controller for Delayed Egress with Latch Retraction (EEEXR)

Order/Sold Separately
 Single EEEXR = 84-800
 Pair of EEEXR = 85-800
 One EEEXR and One EE = 85-800XEE
 One EEEXR and One ER = 85-800XER

Fire-rated trims must be fail safe (FSA)

**Other FSB levers available: 1016, 1035, 1058, 1075, 1093, 1119, 1147. FSB levers available in 630 finish only. See catalog pages for more information.



NOTE: * = default/standard

Advantex

Also see online version at detex.com/hto


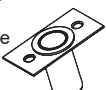
July 26, 2016

20/21 SERIES SURFACE VERTICAL ROD EXIT DEVICES

	Top & Bottom Rod Device	Top Rod Only Device	Finishes					
			630 (Std.)	628	693, 695	606, 612	605, 611, 613, 629	
Device Only - Exit Only	20	21	\$1,837	\$1,583	\$1,719	\$1,897	\$2,192	
	Outside Function	Device/Function/Trim	630/630	628/630				
Device with pull trim 	01 Exit only, cover plate	2001C 2001W	\$1,990 \$1,997	\$1,736 \$1,743	\$1,875 N/A	\$2,063 \$2,073	\$2,368 \$2,376	
	02 Dummy pull trim	2002C 2002Z	\$2,074 \$2,426	\$1,820 \$2,172	\$1,958 N/A	\$2,164 N/A	\$2,459 N/A	
	03 Key Retracts Latch pull trim	2003C 2003Z	\$2,106 \$2,426	\$1,852 \$2,172	\$2,008 N/A	\$2,196 N/A	\$2,501 N/A	
	03 Key Retracts Latch cylinder trim	2003W 2003WS	\$1,997 \$1,982	\$1,743 \$1,728	N/A N/A	\$2,077 \$2,085	\$2,392 \$2,403	
				630/626	628/626			
	01 Blank Escutcheon	2001D	2101D	\$2,249	\$1,995	\$2,168	\$2,369	\$2,709
02 Dummy Lever Trim	2002D	2102D	\$2,249	\$1,995	\$2,168	\$2,369	\$2,709	
Device with lever trim 	08 Key Locks/Unlocks Lever	2008D	2108D	\$2,327	\$2,073	\$2,247	\$2,475	\$2,790
	09 Key Unlocks Lever; Locked when key removed	2009D	2109D	\$2,327	\$2,073	\$2,247	\$2,475	\$2,790
	14 Lever Always Active	2014D	2114D	\$2,327	\$2,073	\$2,247	\$2,475	\$2,790
	EU Electric Lock/Unlock	20EU	21EU	\$2,850	\$2,596	\$2,741	\$2,934	\$3,251

Note: Devices are shipped RHR unless specified LHR (Field Reversible)

DEVICE COMES STANDARD WITH:

Rod, Latch and ADA Bottom Bolt Covers	HD Hex Dogging	
Same finish, device exterior (except 628 finish which includes stainless steel cover, pushpad and endcap)	36" 36" Device for 3-foot doors	
EC1 Ramped Endcap - Heavy Duty (standard on 630, 606, 612, 613, 605, 611 & 629 finishes only)	84" 84" Rods for 7-foot doors	(97 Surface Strike)
EC2 Flush Endcap (standard on 628, 693 & 695 finishes only)	97 Surface Strike	(97 Dust Proof Bottom Strike)
	97 Dust Proof Bottom Strike (20 Series only)	

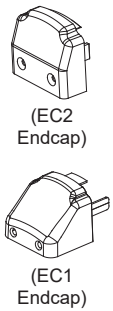
OPTIONS

F Fire Rated - Specify prefix F (ex. F2001) - Fire pin included for F21 Series Only	Add \$135
W Weatherized (Mechanical only - For weatherized electrified functions, see Electrified Options)	Add \$139
For Electrified Options see pages 50-56	
Custom lengths - Specify size (min. 24" to max. 48")	Add \$75
Note: See Electrified Options for availability on devices shorter than 30", certain sizes come with EC2 endcap	
48" 48" Device for 4-foot doors	Add \$31
96" Add for 8-foot doors	Add \$30
120" Add for 10-foot doors	Add \$75
AM Anti-Microbial (AM coating applied to pushpad, pull handles, and lever handles only)	Add \$60
SN1 Sex Nuts / Through Bolts (20 device with trim requires 3 sets / 20 device only requires 5 sets) (21 device with trim requires 2 sets / 21 device only requires 4 sets)	\$16 PER SET
KS Key Stop Installed (alarm always armed when key removed)	Add \$5
SLR Silent Pushpad Return	Add \$75
CD Cylinder Dogging	No charge when ordered with device
LD Less Dogging	No charge when ordered with device

NOTE - Cylinders not included. Products on this page can be ordered with cylinders (C65) or Interchangeable core housings (IC7) pre-installed at Detex prior to shipping (See page 63).

NOTE - Application note for 2' device (Available on Surface Vertical Device. Will ship less UL Fire label):

When vertical rod devices are used on both doors of a pair, operation of the inactive door (smaller door) will not disengage the active door, creating a potential safety issue for those using the inactive door during an emergency.



27 SERIES HIGH SECURITY SURFACE VERTICAL ROD EXIT DEVICES

27 SERIES ROD COVERS
SOLD SEPARATELY



Device with pull trim
(03C shown)

Device with lever trim
08D with S Lever (Standard) - shown

NOTE:
For all trim information and graphics see page 20

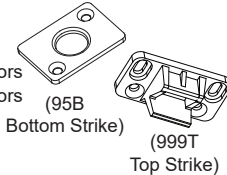
	Top & Bottom Rod Device	Finishes				
		630 (Std.)	628	693, 695	606, 612	605, 611, 613, 629
Device Only - Exit Only	27	\$2,498	N/A	\$2,348	\$2,655	\$2,948
Outside Function	Device/Function/Trim	630/630	628/630			
01 Exit only, cover plate	2701C	\$2,651	N/A	\$2,504	\$2,821	\$3,124
	2701W	\$2,658	N/A	N/A	\$2,831	\$3,132
02 Dummy pull trim	2702C	\$2,735	N/A	\$2,587	\$2,922	\$3,215
	2702Z	\$3,087	N/A	N/A	N/A	N/A
03 Key Retracts Latch pull trim	2703C	\$2,767	N/A	\$2,637	\$2,954	\$3,257
	2703Z	\$3,087	N/A	N/A	N/A	N/A
03 Key Retracts Latch cylinder trim	2703W	\$2,658	N/A	N/A	\$2,835	\$3,148
	2703WS	\$2,643	N/A	N/A	\$2,843	\$3,159
		630/626	628/626			
01 Blank Escutcheon	2701D	\$2,910	N/A	\$2,797	\$3,127	\$3,465
	2702D	\$2,910	N/A	\$2,797	\$3,127	\$3,465
08 Key Locks/Unlocks Lever	2708D	\$2,988	N/A	\$2,876	\$3,233	\$3,546
09 Key Unlocks Lever; Locked when key removed	2709D	\$2,988	N/A	\$2,876	\$3,233	\$3,546
14 Lever Always Active	2714D	\$2,988	N/A	\$2,876	\$3,233	\$3,546
EU Electric Lock/Unlock	27EU	\$3,511	N/A	\$3,370	\$3,692	\$4,007

Note: Devices are shipped RHR unless specified LHR (Field Reversible)

DEVICE COMES STANDARD WITH:

- Latch Covers
Same finish, device exterior (except 628 finish which includes stainless steel pushpad and endcap)
- EC1 Ramped Endcap - Heavy Duty (standard on 630, 606, 612, 613, 605, 611 & 629 finishes only)
- EC2 Flush Endcap (standard on 628, 693 & 695 finishes only)

- HD Hex Dogging
36" 36" Device for 3-foot doors
84" 84" Device for 7-foot doors



OPTIONS

T Tornado Rated (maximum 42" wide and 88" tall)	Add \$75
F Fire Rated (Contact Factory)	Add \$135
W Weatherized (Mechanical only - For weatherized electrified functions, see Electrified Options)	Add \$139
For Electrified Options see pages 50-56	
Custom lengths - Specify size (min. 24" to max. 48") Note: See Electrified Options for availability on devices shorter than 30", certain sizes come with EC2 endcap	Add \$75
48" 48" Device for 4'0" doors	Add \$31
96" Add for 8' doors	Add \$30
120" Add for 10' doors	Add \$75
AM Anti-Microbial (AM coating applied to pushpad, pull handles, and lever handles only)	Add \$60
SN1 Sex Nuts / Through Bolts (Device with trim requires 3 sets / Device only requires 5 sets)	\$16 PER SET
KS Key Stop Installed (alarm always armed when key removed)	Add \$5
SLR Silent Pushpad Return	Add \$75
CD Cylinder Dogging (Cylinder Dogging and Hex Dogging not available with Tornado Rated Device - Contact factory for electrified dogging options)	No charge when ordered with device
LD Less Dogging	No charge when ordered with device

NOTE - Cylinders not included. Products on this page can be ordered with cylinders (C65) or Interchangeable core housings (IC7) pre-installed at Detex prior to shipping (See page 63).

NOTE - When vertical rod devices are used on both doors of a pair, operation of the inactive door (smaller door) will not disengage the active door, creating a potential safety issue for those using the inactive door during an emergency.



NOTES

ADVANTEX® 30 SERIES (MORTISE)

RATING

For no rating, leave blank

"F" = Fire Rated (Less/No Dogging Only)

OUTSIDE TRIM / DEVICE FINISH

- 605 = Polished brass (PVD)
- 606 = Brushed brass (PVD)
- 611 = Polished bronze (PVD)
- 612 = Brushed bronze (PVD)
- 613 = Oil rubbed bronze
- 625 = Polished chrome
- 626 = Brushed chrome (std. on lever trims)
- 629 = Polished stainless steel
- 630 = Brushed stainless steel (std. on pull trims & device)
- 693 = Black, powder coated
- 695 = Dark bronze, powder coated

STRIKES

- 90 = Non-handed curved lip
- 91 = ANSI flat lip
- 92 = Double door short open back
- 93 = Double door long open back

PRE-INSTALLED CYLINDERS

If cylinders provided by others, leave blank

- MC65 = Mortise Cylinder(s) 6pin/Keyed 5
- IC7 = Mortise Cylinder(s) SFIC housing
- IK7 = Mortise Cylinder(s) Instakey housing
- RC65 = Rim Cylinder(s) 6pin/Keyed 5
- IC7R = Rim Cylinder(s) SFIC housing
- IK7R = Rim Cylinder(s) Instakey housing

ENDCAP

- EC1 = Ramped endcap*
- EC2 = Flush endcap (std. on all 628/693/695 finishes)

FLEX CONDUIT

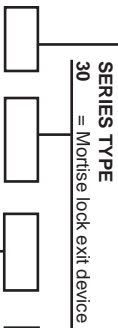
For no flex conduit, leave blank
FC = End Cap with Flex Conduit

FASTENERS

For standard machine, wood & self-drilling screws, leave blank
SN1 = Sex Nuts/Throughbolts

ANTIMICROBIAL

For no coating, leave blank
AM = Antimicrobial Coating



OUTSIDE TRIM FUNCTION

- 01CM = Exit only, blank plate
- 01WM = Dummy pull trim, Wide blank plate - long
- 02CM = Dummy pull trim
- 03CM = Key retracts latch; pull trim
- 03WM = Key retracts latch; wide plate - long
- 01DM = Blank escutcheon; Wide lever handle (handed) (J, Q, S, T, U or FSB1076 lever)**
- 02DM = Dummy lever trim
- 08DM = Active lever, key locks / unlocks lever; Wide lever handle (handed) (J, Q, S, T, U or FSB1076 lever***) (classroom)
- 09DM = Lever trim active by key, locked when key removed, Wide lever handle (handed) (J, Q, S, T, U or FSB1076 lever***) (storeroom)
- 10DM = Double cylinder; Wide lever handle (handed) (J, Q, S, T, U or FSB1076 lever**)
- 14DM = Active lever, no key cylinder; Wide lever handle (handed) (J, Q, S, T, U or FSB1076 lever**)
- CBK = Cylinder bracket kit, 03 only, plate & pull handle by others required
- EUXDM = Electric Unlock Trim (24VDC & Fail Secure [FSEI Std.] - Specify handing (not field reversible), For 12VDC specify 12VDC. For Fail Safe specify FSA

DOOR HANDLING

RHR = Right hand reverse*
LHR = Left hand reverse

DOGGING FUNCTION

- LD = Less/No dogging
- HD = Hex key dogging
- CD = Cylinder key dogging

KEYSTOP

For no keystop, leave blank
KS = Key Stop (Available with EA, EE, EEXER, EI functions)

ELECTRIFIED FUNCTION

For no electrified function, leave blank

Standard

- EA = Hardwired Elec. Alarm
- EAXEX = Exit Alarm with Request To Exit (Signal) Switch
- EAXEXV = Exit Alarm with Request To Exit (3Amp Current) Switch
- ED = Elec. Dogging
- EX = Request To Exit (Signal) Switch
- EXV = Request To Exit (3Amp Current) Switch
- ES = Elec. Switching (dead latch & OKC switches)

Latch Retraction

ER = Elec. Latch Retraction (silencer standard)

Power Supply / Controller for Latch Retraction Only (ER & ERXW)

Order/Sold Separately
Single = 81-800
Pair = 82-800
2 Independent Singles = 83-800

Weatherized Others

- ERXW = Elec. Latch Retraction Weatherized (silencer standard)
- EXXW = Request To Exit (Signal) Switch Weatherized
- EXXWV = Request To Exit (3Amp Current) Switch Weatherized
- WDE = Weatherized Delayed Egress (see EasyKis)

Delayed Egress/Latch Retraction

- EEXER = Delayed Egress with Elec. Latch Retraction (silencer standard)
- EEXERXULC = Delayed Egress with Elec. Latch Retraction (silencer standard) UL Canada

Required Power Supply/Controller for Delayed Egress with Latch Retraction (EEXER)

Order/Sold Separately
Single EEXER = 84-800
Pair of EEXER = 85-800
One EEXER and One EE = 85-800XEE
One EEXER and One ER = 85-800XER

DOOR WIDTH

- 24" wide door
- 30" wide door
- 36" wide door (3)*
- 48" wide door (4)

SILENCER

For standard pushpad, leave blank
SLR = Silent Latch & Pushpad

Fire-rated trims must be fail safe (FSA)

**Other FSB levers available: 1016, 1035, 1058, 1075, 1093, 1119, 1147. FSB levers available in 630 finish only. See catalog pages for more information.

NOTE: * = default/standard

Advantex

Power Supply for Delayed Egress

Comes standard with 90-800 power supply
Single = (1) 90-800 w/o bat backup
Pair = (1) 90-800 w/o bat backup

Also see online version at detex.com/hto

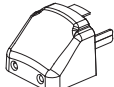
September 1, 2016



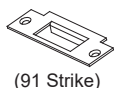
NOTE:
For all trim information and graphics see page 20



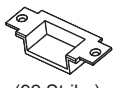
(EC2 Endcap)



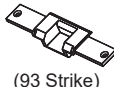
(EC1 Endcap)



(91 Strike)



(92 Strike)



(93 Strike)

		Finishes					
		Device	630 (Std.)	628	693, 695	606, 612	605, 611, 613, 629
Device Only - Exit Only		30	\$ 1,722	\$ 1,532	\$ 1,609	\$ 1,769	\$ 1,963
		Device/Function/Trim	630/630	628/630			
Device with pull trim	01 Exit only, cover plate	3001CM	\$1,875	\$1,685	\$1,765	\$1,935	\$2,139
		3001WM	\$1,882	\$1,692	N/A	\$1,945	\$2,147
	02 Dummy pull trim	3002CM	\$1,959	\$1,769	\$1,848	\$2,036	\$2,230
Device with lever trim	03 Key Retracts Latch pull trim	3003CM	\$1,991	\$1,801	\$1,898	\$2,068	\$2,276
	03 Key Retracts Latch cylinder trim	3003WM	\$1,882	\$1,692	N/A	\$1,949	\$2,163
			630/626	628/626			
Device with lever trim	01 Blank Escutcheon	3001DM	\$2,134	\$1,944	\$2,058	\$2,241	\$2,480
	02 Dummy Lever Trim	3002DM	\$2,134	\$1,944	\$2,058	\$2,241	\$2,480
	08 Key Locks/Unlocks Lever	3008DM	\$2,212	\$2,022	\$2,137	\$2,347	\$2,561
	09 Key Unlocks Lever; Locked when key removed	3009DM	\$2,212	\$2,022	\$2,137	\$2,347	\$2,561
	10 Double Cylinder	3010DM	\$2,391	\$2,201	\$2,338	\$2,520	\$2,729
	14 Lever Always Active	3014DM	\$2,212	\$2,022	\$2,137	\$2,347	\$2,561
EU Electric Lock/Unlock	30EUXDM	\$2,735	\$2,545	\$2,631	\$2,806	\$3,022	

DEVICE COMES STANDARD WITH:

- Same finish, device exterior (except 628 finish which includes stainless steel cover, pushpad and endcap)
- EC1 Ramped Endcap - Heavy Duty (standard on 630, 606, 612, 613, 605, 611 & 629 finishes only)
- EC2 Flush Endcap (standard on 628, 693 & 695 finishes only)
- HD Hex Dogging
- 36" 36" Device for 3-foot doors
- 90 Non-Handed Curved Lip Strike (90 Strike)

OPTIONS









- F Fire Rated - Specify prefix F (ex. F3001) Add \$135
- For Electrified Options see pages 50-56**
- Custom lengths - Specify size (min. 26" to max. 48") Add \$75
Note: See Electrified Options for availability on devices shorter than 30", certain sizes come with EC2 endcap
- 48" 48" Device for 4-foot doors Add \$31
- AM Anti-Microbial (AM coating applied to pushpad, pull handles, and lever handles only) Add \$60
- SN1 Sex Nuts / Through Bolts (Device with trim requires 3 sets / Device only requires 5 sets) \$16 PER SET
- KS Key Stop Installed (alarm always armed when key removed) Add \$5
- SLR Silent Pushpad Return Add \$75
- CD Cylinder Dogging No charge when ordered with device
- LD Less Dogging No charge when ordered with device
- 91 ANSI Flat Lip Strike Add \$5
- 92 Double Door Short Open Back Strike Add \$33
- 93 Double Door Long Open Back Strike Add \$29

NOTE - Cylinders not included. Products on this page can be ordered with cylinders (C65) or Interchangeable core housings (IC7) pre-installed at Detex prior to shipping (See page 63).



PLATES AND PULL TRIMS

Advantex

W Trim for 10/20/21 Series Devices WM Trim (30 Series)		WS Trim for 10/20/21/27 Series Devices	C Trim for 10/20/21/27 Series Devices CM Trim (30 Series) S Handle			Z Trim for 10/20/21 Series Devices
 01W/ 01WM	 03W/ 03WM	 03WS	 01C/ 01CM	 02C/ 02CM	 03C/ 03CM	 02Z  03Z Specify Handing

			Finishes			
Function	Description	Trim	630** (Std.)	693, 695	606, 612	605, 611, 613, 629
01	Exit only, cover plate	W, WM	\$160	\$175	\$180	\$184
03*	Key retracts latch	W, WM	\$160	\$175	\$180	\$200
03*	Key retracts latch	WS**	\$145	\$165	\$188	\$211
01	Exit only, cover plate	C, CM	\$153	\$156	\$166	\$176
02	Dummy pull	C, CM	\$237	\$239	\$267	\$267
03*	Key retracts latch	C, CM	\$269	\$289	\$299	\$309
02	Dummy vandal pull	Z	\$589	N/A	N/A	N/A
03*	Key retracts latch vandal pull	Z	\$589	N/A	N/A	N/A






* 03 function cylinder sold separately. C, W and Z trims require rim cylinder. WM and CM trims require mortise cylinder - see page 63

** WS Trim - Not available in Stainless Steel (630) - Specify 625 or 626 (626 - same price as 630)

NOTE: 02Z and 03Z Trims are shipped RHR unless specified LHR



LEVER TRIMS

D Trim - for 10/20/21/27 Series Devices DM Trim - for 30 Series Device					
 08D/DM 09D/DM	 02D/DM 14D/DM	 S Lever (Std.)	 T Lever	 U Lever	

			Finishes				
Function	Description	Trim	Lever	626 (Std.)	693, 695	606, 612	605, 611, 613, 629
01	Blank Escutcheon	D, DM	N/A	\$412	\$449	\$472	\$517
02	Dummy lever	D, DM	S, T or U	\$412	\$449	\$472	\$517
08*	Key locks/unlocks lever	D, DM	S, T or U	\$490	\$528	\$578	\$598
09*	Key unlocks lever; locked when key removed	D, DM	S, T or U	\$490	\$528	\$578	\$598
14	Lever always active	D, DM	S, T or U	\$490	\$528	\$578	\$598





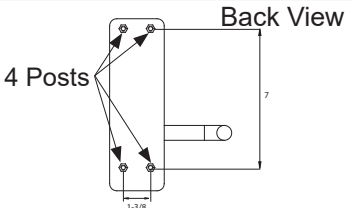
Kaba and Trilogy Mechanical & Electronic Push Button Access Control Lever Trim - Sold with Exit Device Only (See EasyKit/Access Control Doors/ACD Section)

* Mortise cylinder not included (order separately - see page 63)

NOTE: Lever Trims are shipped RHR unless specified LHR (02, 08, 09 and 14 are Field Reversible)



103789 Cylinder Nut Socket
100783 Cylinder Nut
See page 122 for more information











EU Electrified Lever Trim - for 10/20/21 Series Devices EUxDM Electrified Lever Trim - for 30 Series Device							
							
				Finishes			
Function	Description	Trim	Lever	626 (Std.)	693, 695	606, 612	605, 611, 613, 629
EU*	Electric Lock/Unlock	EU, EUxDM	S, T or U	\$1,013	\$1,022	\$1,037	\$1,059
(For EU specify Fail Secure [FSE - std.] or Fail Safe [FSA] and specify handing - not field reversible)							
* Mortise cylinder not included (order separately - see page 63)							
NOTE: Lever Trims are shipped RHR unless specified LHR (02, 08, 09 and 14 are Field Reversible)							

Also available 12VDC - Specify 12VDC



FSB

FSB LEVERS

Wide Stile FSB Levers For Use With 10/20/21/27/30 Series (long lead times apply)									
									
				Finishes					
Function	Description	Trim	Lever	630 (Std.)	693, 695	606, 612	605, 611, 613, 629		
02	Dummy lever	D, DM	FSB____†	\$838	Contact factory for special pricing and lead time.				
08*	Key locks/unlocks lever	D, DM	FSB____†	\$878					
09*	Key unlocks lever; locked when key removed	D, DM	FSB____†	\$878					
14	Lever always active	D, DM	FSB____†	\$878					
EU*	Electric Lock/Unlock	EU, EUxDM	FSB____†	\$1,364					
(For EU specify Fail Secure [FSE - std.] or Fail Safe [FSA] and specify handing - not field reversible)									

FSB Lever Trims available in 630 / US32D Brushed Stainless Steel finish only

* Mortise cylinder not included (order separately - see page 63)

NOTE: Lever Trims are shipped RHR unless specified LHR (02, 08, 09 and 14 are Field Reversible)

† To order, use FSB then 4-letter designator. (Example: FSB1076)



ADVANTEX® 40 SERIES (NARROW RIM)

RATING

For no rating, leave blank
H = Hurricane
F = Fire Rated (Less/No Dogging Only)
FH = Hurricane and Fire Rated

OUTSIDE TRIM / DEVICE FINISH

605 = Polished brass (PVD)
606 = Brushed brass (PVD)
611 = Polished bronze (PVD)
612 = Brushed bronze (PVD)
613 = Oil rubbed bronze
625 = Polished chrome
626 = Brushed chrome (std. on lever trims)
629 = Polished stainless steel
630 = Brushed stainless steel (std. on pull trims & device)
693 = Black, powder coated
695 = Dark bronze, powder coated

DOGGING FUNCTION

LD = Less/No dogging
HD = Hex key dogging
CD = Cylinder key dogging

PRE-INSTALLED CYLINDERS

If cylinders provided by others, leave blank
MC65 = Mortise Cylinder(s) 6pin/Keyed 5
IC7 = Mortise Cylinder(s) SFIC housing
IK7 = Mortise Cylinder(s) Instakey housing
RC65 = Rim Cylinder(s) 6pin/Keyed 5
IC7R = Rim Cylinder(s) SFIC housing
IK7R = Rim Cylinder(s) Instakey housing

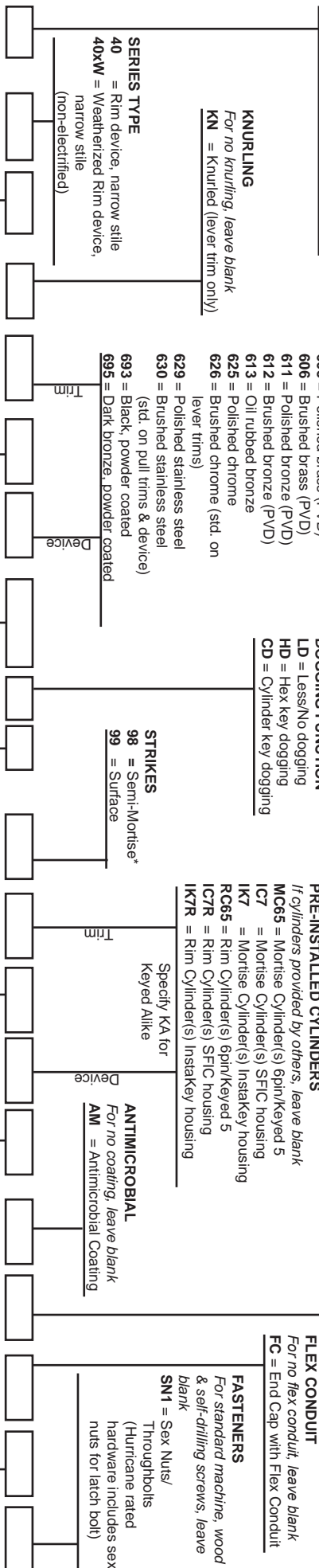
ENDCAP
EC1 = Ramped endcap*
EC2 = Flush endcap (std. on all 628/693/695 finishes)

FLEX CONDUIT

For no flex conduit, leave blank
FC = End Cap with Flex Conduit

FASTENERS

For standard machine, wood & self-drilling screws; leave blank
SN1 = Sex Nuts/Throughbolts (Hurricane rated hardware includes sex nuts for latch bolt)



STRIKES
98 = Semi-Mortise*
99 = Surface

ANTIMICROBIAL
For no coating, leave blank
AM = Antimicrobial Coating

DOOR WIDTH

24" wide door
30" wide door
36" wide door (3")*
48" wide door (4)

SWITCHING

For no switching, leave blank
LX = Latch Bolt Signal Switch
LXV = Latch Bolt 3Amp Current Switch

SILENCER

For standard pushpad, leave blank
SLR = Silent Latch & Pushpad

ELECTRIFIED FUNCTION

Weatherized Alarms

Select Arming Time and Auto Rearm
EBXW = Elec. Battery Operated Exit Alarm Weatherized
EBEXXW = Elec. Battery Operated Exit Alarm Weatherized with Request To Exit (Signal) Switch
EBEXXVXW = Elec. Battery Operated Exit Alarm Weatherized with Request To Exit (3Amp Current) Switch

Weatherized Others

ERXW = Elec. Latch Retraction Weatherized (silencer standard)
EXXW = Request To Exit (Signal) Switch Weatherized
EXVXW = Request To Exit (3Amp Current) Switch Weatherized
WDE = Weatherized Delayed Egress (see EasyKits)

Delayed Egress/Latch Retraction

EEXER = Delayed Egress with Elec. Latch Retraction (silencer standard)
EEXERXULC = Delayed Egress with Elec. Latch Retraction (silencer standard) UL Canada

Required Power Supply/Controller for Delayed Egress with Latch Retraction (EEXER)

Order/Sold Separately
Single EEXER = 84-800
Pair of EEXER = 85-800
One EEXER and One EE = 85-800XEE
One EEXER and One ER = 85-800XER

DOOR HANDING

RHR = Right hand reverse*
LHR = Left hand reverse

KEYSTOP

For no key/stop, leave blank
KS = Key Stop (Available with EA, EBXW, EE, EEXER, EI functions)

DOOR TRIM FUNCTION

For no outside trim, leave blank
01CN = Exit only, blank plate
02CN = Dummy pull trim
03CN = Key retracts latch; pull trim
03WS = Key retracts latch; plate - short
01DN = Blank escutcheon; Narrow lever handle (handed) (J, Q, S, T, U or FSB1076 lever)**
02DN = Dummy lever trim
08DN = Active lever, key locks / unlocks lever; Narrow lever handle (handed) (J, Q, S, T, U or FSB1076 lever)** (Classroom)

OUTSIDE TRIM FUNCTION

09DN = Lever trim active by key; locked when key removed; Narrow lever handle (handed) (J, Q, S, T, U or FSB1076 lever**) (storeroom)
14DN = Active lever, no key cylinder; Narrow lever handle (handed) (J, Q, S, T, U or FSB1076 lever**) (passage)
CBK = Cylinder bracket kit; 03 only; plate & pull handle by others required
EU2W = Electric Unlock Trim (24VDC & Fail Secure FSEI Std.) - Specify handing (not field reversible). For 12VDC specify 12VDC. For Fail Safe specify FSA.

Standard

Select Arming Time and Auto Rearm
EA = Elec. Alarm
EAXEX = Exit Alarm with Request To Exit (Signal) Switch
EAXEXV = Exit Alarm with Request To Exit (3Amp Current) Switch
ED = Elec. Dogging
EX = Request To Exit (Signal) Switch
EXV = Request To Exit (3Amp Current) Switch
EI = Elec. Integration (logic controller required)
ES = Elec. Switching (dead latch & OKC switches)

Delayed Egress

Select Arming Delay, Delayed Egress Time and Silent Arming
EE = Delayed Egress

Power Supply / Controller for Latch Retraction Only (ER & ERXW)

Order/Sold Separately
Single = 81-800
Pair = 82-800
2 Independent Singles = 83-800

Required Power Supply/Controller for Delayed Egress with Latch Retraction (EEXER)

Order/Sold Separately
Single EEXER = 84-800
Pair of EEXER = 85-800
One EEXER and One EE = 85-800XEE
One EEXER and One ER = 85-800XER

Fire-rated trims must be fail safe (FSA)

For EU (Electric Unlock Trim), see Outside Trim Function -

**Other FSB levers available: 1016, 1035, 1058, 1075, 1093, 1119, 1147. FSB levers available in 630 finish only. See catalog pages for more information.

NOTE: * = default/standard

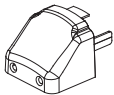
Also see online version at detex.com/hto



NOTE:
For all trim information and graphics see page 26



(EC2 Endcap)



(EC1 Endcap)



(94 Strike)



(99 Strike)

		Finishes					
		630 (Std.)	628	693, 695	606, 612	605, 611, 613, 629	
Device Only - Exit Only		40	\$1,333	\$1,150	\$1,220	\$1,424	\$1,586
Device with pull trim	Outside Function	Device/Function/Trim	630/630	628/630			
	01 Exit only, cover plate	4001CN	\$1,486	\$1,303	\$1,387	\$1,606	\$1,771
	02 Dummy pull trim	4002CN	\$1,570	\$1,387	\$1,459	\$1,684	\$1,853
	03 Key Retracts Latch pull trim	4003CN	\$1,602	\$1,419	\$1,490	\$1,719	\$1,887
	03 Key Retracts Latch cylinder trim	4003WS	\$1,478	\$1,295	\$1,385	\$1,612	\$1,797
Device with lever trim			630/626	628/626			
	01 Blank Escutcheon	4001DN	\$1,745	\$1,562	\$1,669	\$1,896	\$2,103
	02 Dummy Lever Trim	4002DN	\$1,745	\$1,562	\$1,669	\$1,896	\$2,103
	08 Key Locks/Unlocks Lever	4008DN	\$1,823	\$1,640	\$1,748	\$2,002	\$2,184
	09 Key Unlocks Lever; Locked when key removed	4009DN	\$1,823	\$1,640	\$1,748	\$2,002	\$2,184
	14 Lever Always Active	4014DN	\$1,823	\$1,640	\$1,748	\$2,002	\$2,184
	EU2W Electric Lock/Unlock	40EU2W	\$2,346	\$2,163	\$2,242	\$2,461	\$2,645

Special Note: Specify EU2W trim for Hollow Metal Door, fits doors with minimum 4" (or greater) stile

DEVICE COMES STANDARD WITH:

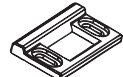
Same finish, device exterior (except 628 finish which includes stainless steel pushpad and endcap)

EC1 Ramped Endcap - Heavy Duty (standard on 630, 606, 612, 613, 605, 611 & 629 finishes only)

EC2 Flush Endcap (standard on 628, 693 & 695 finishes only)

NOTE: For 2" stile doors, specify EC2

HD Hex Dogging
36" 36" Device for 3-foot doors
98 Semi-Mortise Strike
Extended Extrusion



(98 Strike)

OPTIONS

F Fire Rated - Specify prefix F (ex. F4001)

Add \$135

H Hurricane Rated - Specify prefix H (ex. H4001)

Add \$75

FH Fire Rated/Hurricane Rated - Specify prefix FH (ex. FH4001)

Add \$210

W Weatherized (Mechanical only - For weatherized electrified functions, see Electrified Options)

Add \$139

Electrified Options - see pages 50-56

Custom lengths - Specify size (min. 24" to max. 48")

Add \$75

Note: See Electrified Options for availability on devices shorter than 30", certain sizes come with EC2 endcap

48" 48" Device for 4-foot doors

Add \$31

AM Anti-Microbial (AM coating applied to pushpad, pull handles, and lever handles only)

Add \$60

SN1 Sex Nuts / Through Bolts (Device with trim requires 1 set / Device only requires 2 sets)

\$16 PER SET

KS Key Stop Installed (alarm always armed when key removed)

Add \$5

SLR Silent Pushpad Return

Add \$75

CD Cylinder Dogging

No charge when ordered with device

LD Less Dogging

No charge when ordered with device

94 Double Door Strike Available - see page 62

No charge when ordered with device

99 Surface Strike

No charge when ordered with device

NOTE - Cylinders not included. Products on this page can be ordered with cylinders (C65) or Interchangeable core housings (IC7) pre-installed at Detex prior to shipping (See page 63).

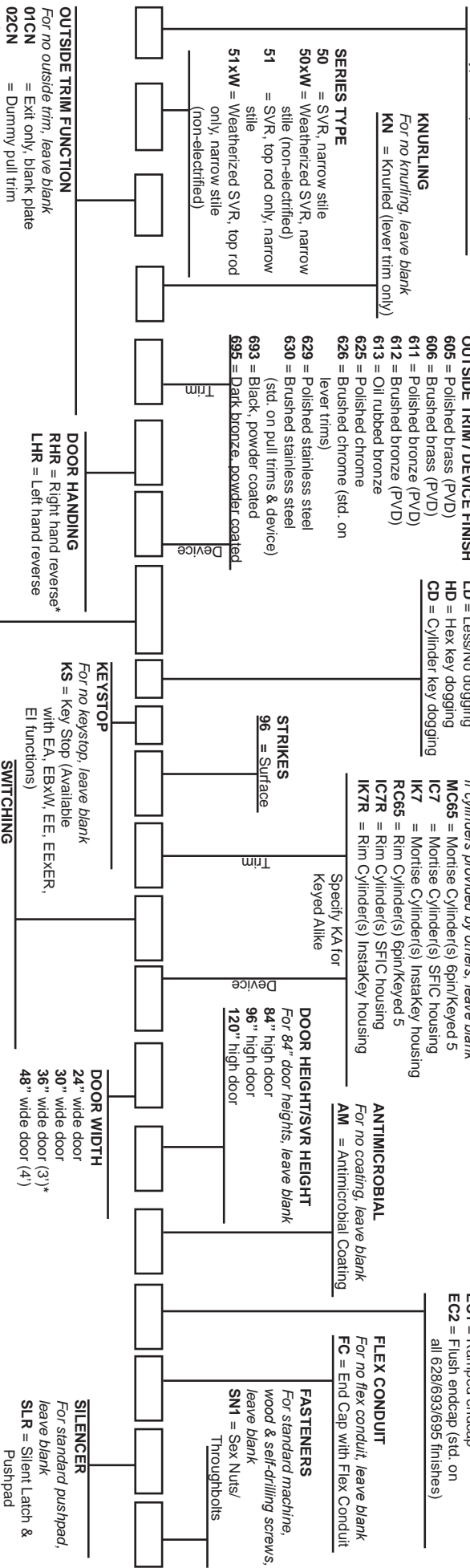


ADVANTEX® 50/51 SERIES (NARROW SURFACE VERTICAL ROD)

RATING

For no rating, leave blank

F = Fire Rated (Less/No Dogging Only) - Fire pin included for F51



OUTSIDE TRIM FUNCTION

For no outside trim, leave blank

- 01CN = Exit only, blank plate
- 02CN = Dummy pull trim
- 03CN = Key retracts latch; pull trim
- 03WS = Key retracts latch; plate - short
- 01DN = Blank escutcheon; Narrow lever handle (handed) (J, Q, S, T, U or FSB1076 lever)**
- 02DN = Dummy lever trim
- 08DN = Active lever, key locks / unlocks lever; Narrow lever handle (handed) (J, Q, S, T, U or FSB1076 lever)** (classroom)
- 09DN = Lever trim active by key; locked when key removed; Narrow lever handle (handed) (J, Q, S, T, U or FSB1076 lever)** (storeroom)
- 14DN = Active lever; no key cylinder; Narrow lever handle (handed) (J, Q, S, T, U or FSB1076 lever)** (passage)
- CBK = Cylinder bracket kit; 03 only; plate & pull handle by others required
- EU2W = Electric Unlock Trim (24VDC & Fail Secure [FSEI Std.] - Specify handing (not field reversible); For 12VDC specify 12VDC; For Fail Safe specify FSA.

DOOR HANDING

For no electrified function, leave blank

- RHR = Right hand reverse*
- LHR = Left hand reverse

KEYSTOP

For no keystop, leave blank

- KS = Key Stop (Available with EA, EBXW, EE, EEEXR, EI functions)

SWITCHING

For no switching, leave blank

- LX = Latch Bolt Signal Switch
- LXV = Latch Bolt 3Amp Current Switch

DOOR WIDTH

For no switching, leave blank

- 24" wide door
- 30" wide door
- 36" wide door (3)*
- 48" wide door (4)

DOOR HEIGHT/SVR HEIGHT

For no switching, leave blank

- 84" high door
- 96" high door
- 120" high door

ANTIMICROBIAL

For no switching, leave blank

- AM = Antimicrobial Coating

ENDCAP

For no switching, leave blank

- EC1 = Ramped endcap*
- EC2 = Flush endcap (std. on all 628/693/695 finishes)

FLEX CONDUIT

For no switching, leave blank

- FC = End Cap with Flex Conduit

FASTENERS

For no switching, leave blank

- SN1 = Sex Nuts/Throughbolts

SILENCER

For no switching, leave blank

- SLR = Silent Latch & Pushpad

ELECTRIFIED FUNCTION

For no electrified function, leave blank

- Standard**
- EA = Hardwired Elec. Alarm
- EAXEX = Exit Alarm with Request To Exit (Signal) Switch
- EAXEXV = Exit Alarm with Request To Exit (3Amp Current) Switch
- ED = Elec. Dogging
- EX = Request To Exit (Signal) Switch
- EXV = Request To Exit (3Amp Current) Switch
- Delayed Egress**
- EE = Delayed Egress
- Power Supply for Delayed Egress**
- Single = (1) 90-800 w/o bat backup
- Pair = (1) 90-800 w/o bat backup

Weatherized Alarms

For no electrified function, leave blank

- EBXW = Elec. Battery Operated Exit Alarm Weatherized
- EBXEXW = Alarm Weatherized with Request To Exit (Signal) Switch
- EBXEXXW = Elec. Battery Operated Exit Alarm Weatherized with Request To Exit (3Amp Current) Switch

Weatherized Others

For no electrified function, leave blank

- ERXW = Elec. Latch Retraction Weatherized (silencer standard)
- EXXW = Request To Exit (Signal) Switch Weatherized
- EXXVW = Request To Exit (3Amp Current) Switch Weatherized
- WDE = Weatherized Delayed Egress (see EasyKits)

Delayed Egress/Latch Retraction

For no electrified function, leave blank

- EEEXR = Delayed Egress with Elec. Latch Retraction (silencer standard)
- EEEXRULC = Delayed Egress with Elec. Latch Retraction (silencer standard) UL Canada

Required Power Supply/Controller for Delayed Egress with Latch Retraction (EEEXR)

For no electrified function, leave blank

- Single = 84-800
- Pair of EEEXR = 85-800
- One EEEXR and One EE = 85-800XEE
- One EEEXR and One ER = 85-800XER

Fire-rated trims must be fail safe (FSA)

**Other FSB levers available: 1016, 1035, 1058, 1075, 1093, 1119, 1147. FSB levers available in 630 finish only. See catalog pages for more information.

NOTE: * = default/standard

Also see online version at detex.com/hto

50/51 SERIES NARROW STILE SURFACE VERTICAL ROD EXIT DEVICES



	Top & Bottom Rod Device	Top Rod Only Device	Finishes				
			630 (Std.)	628	693, 695	606, 612	605, 611, 613, 629
Device Only - Exit Only	50	51	\$2,004	\$1,674	\$1,826	\$2,044	\$2,256
	Device/Function/Trim		630/630	628/630			
Device with pull trim	Outside Function						
	01 Exit only, cover plate	5001CN 5101CN	\$2,157	\$1,827	\$1,993	\$2,226	\$2,441
	02 Dummy pull trim	5002CN 5102CN	\$2,241	\$1,911	\$2,065	\$2,304	\$2,523
	03 Key Retracts Latch pull trim	5003CN 5103CN	\$2,273	\$1,943	\$2,096	\$2,339	\$2,557
	03 Key Retracts Latch cylinder trim	5003WS 5103WS	\$2,149	\$1,819	\$1,991	\$2,232	\$2,467
Device with lever trim			630/626	628/626			
	01 Blank Escutcheon	5001DN 5101DN	\$2,416	\$2,086	\$2,275	\$2,516	\$2,773
	02 Dummy Lever Trim	5002DN 5102DN	\$2,416	\$2,086	\$2,275	\$2,516	\$2,773
	08 Key Locks/Unlocks Lever	5008DN 5108DN	\$2,494	\$2,164	\$2,354	\$2,622	\$2,854
	09 Key Unlocks Lever; Locked when key removed	5009DN 5109DN	\$2,494	\$2,164	\$2,354	\$2,622	\$2,854
	14 Lever Always Active	5014DN 5114DN	\$2,494	\$2,164	\$2,354	\$2,622	\$2,854
	EU2W Electric Lock/Unlock	50EU2W 51EU2W	\$3,017	\$2,687	\$2,741	\$3,081	\$3,315

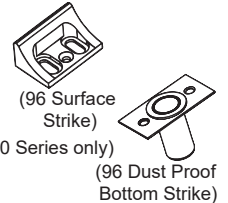
Special Note: Specify EU2W trim for Hollow Metal Door, fits doors with minimum 4" (or greater) stile
Note: Devices are shipped RHR unless specified LHR (Field Reversible)

NOTE:
 For all trim information and graphics see page 26

DEVICE COMES STANDARD WITH:

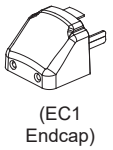
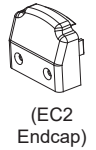
- Rod Covers
 - Same finish, device exterior (except 628 finish which includes stainless steel cover, pushpad and endcap)
 - EC1 Ramped Endcap - Heavy Duty (standard on 630, 606, 612, 613, 605, 611 & 629 finishes only)
 - EC2 Flush Endcap (standard on 628, 693 & 695 finishes only)
- NOTE: For 2" stile doors, specify EC2

- HD Hex Dogging
- 36" 36" Device for 3-foot doors
- 84" 84" Rods for 7-foot doors
- 96 Surface Strike
- 96 Dust Proof Bottom Strike (50 Series only)
- Extended Extrusion



OPTIONS

- F Fire Rated - Specify prefix F (ex. F5001) - Fire pin included for F51 Series Only Add \$135
- W Weatherized (Mechanical only - For weatherized electrified functions, see Electrified Options) Add \$139
- For Electrified Options see pages 50-56**
- Custom lengths - Specify size (min. 24" to max. 48") Add \$75
 Note: See Electrified Options for availability on devices shorter than 30", certain sizes come with EC2 endcap
- 48" 48" Device for 4-foot doors Add \$31
- 96" Add for 8-foot doors Add \$30
- 120" Add for 10-foot doors Add \$75
- AM Anti-Microbial (AM coating applied to pushpad, pull handles, and lever handles only) Add \$60
- SN1 Sex Nuts / Through Bolts (50 device with trim requires 3 sets / 50 device only requires 4 sets) \$16 PER SET
 (51 device with trim requires 2 sets / 51 device only requires 3 sets)
- KS Key Stop Installed (alarm always armed when key removed) Add \$5
- SLR Silent Pushpad Return Add \$75
- CD Cylinder Dogging No charge when ordered with device
- LD Less Dogging No charge when ordered with device







NOTE - Cylinders not included. Products on this page can be ordered with cylinders (C65) or Interchangeable core housings (IC7) pre-installed at Detex prior to shipping (See page 63).

NOTE - Application note for 2" device (Available on Surface Vertical Device. Will ship less UL Fire label):



When vertical rod devices are used on both doors of a pair, operation of the inactive door (smaller door) will not disengage the active door, creating a potential safety issue for those using the inactive door during an emergency.










PLATES AND PULL TRIMS

WS Trim for 40/50/51 Series Devices			CN Trim for 40/50/51 Series Devices S Handle			
 03WS			 01CN  02CN  03CN			
Finishes						
Function	Description	Trim	630** (Std.)	693, 695	606, 612	605, 611, 613, 629
03*	Key retracts latch	WS**	\$145	\$165	\$188	\$211
01	Exit only, cover plate	CN	\$153	\$167	\$182	\$185
02	Dummy pull	CN	\$237	\$239	\$260	\$267
03*	Key retracts latch	CN	\$269	\$270	\$295	\$301

* Rim cylinder not included (order separately - see page 63)
 ** WS Trim - Not available in Stainless Steel (630) - Specify 625 or 626 (626 - same price as 630)

 RC65
  IC7R

LEVER TRIMS

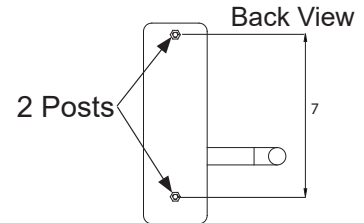
DN Trims for 40/50/51 Series Devices									
 08DN  09DN		 02DN  14DN		 S Lever (Std.)		 T Lever		 U Lever	
Finishes									
Function	Description	Trim	Lever	626 (Std.)	693, 695	606, 612	605, 611, 613, 629		
01	Blank Escutcheon	DN	N/A	\$412	\$449	\$472	\$517		
02	Dummy lever	DN	S, T or U	\$412	\$449	\$472	\$517		
08*	Key locks/unlocks lever	DN	S, T or U	\$490	\$528	\$578	\$598		
09*	Lever trim active by key; locked when key removed	DN	S, T or U	\$490	\$528	\$578	\$598		
14	Lever always active	DN	S, T or U	\$490	\$528	\$578	\$598		

Contact factory for Vandal Resistant Lever
 * Mortise cylinder not included (order separately - see page 63)
NOTE: Lever Trims are shipped RHR unless specified LHR (02, 08, 09 and 14 are Field Reversible)



103789 Cylinder Nut Socket
 100783 Cylinder Nut
 See page 122 for more information

EU2W Electrified Lever Trim for 40/50/51 Series Devices



Special Note: Specify EU2W trim for Hollow Metal Door, fits doors with minimum 4" (or greater) stile

Function	Description	Trim	Lever	Finishes			
				626 (Std.)	693, 695	606, 612	605, 611, 613, 629
EU2W*	Electric Lock/Unlock Wide Escutcheon	EU2W	S, T or U	\$1,013	\$1,022	\$1,037	\$1,059

(For EU2W specify Fail Secure [FSE - std.] or Fail Safe [FSA] and specify handing - not field reversible)

Contact factory for Vandal Resistant Lever
 * Mortise cylinder not included (order separately - see page 63)
NOTE: Lever Trims are shipped RHR unless specified LHR

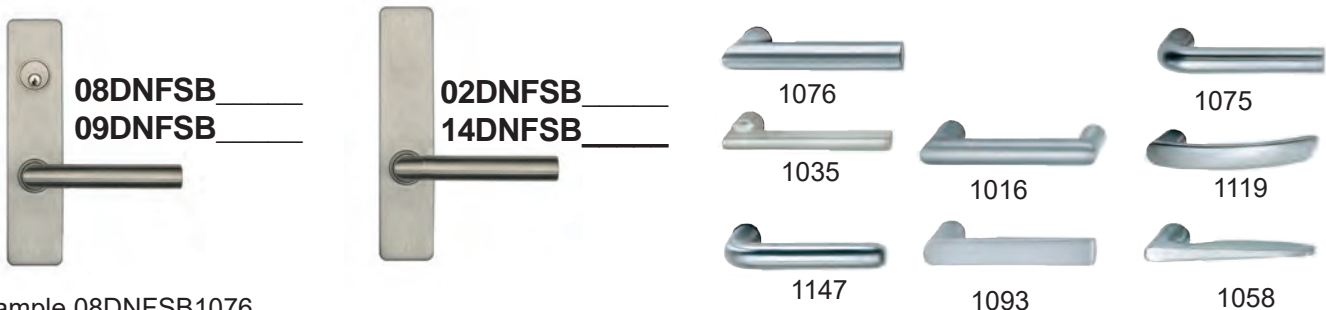
Also available 12VDC - Specify 12VDC



FSB

FSB LEVERS

Narrow Stile FSB Levers For Use With 40/50/51 Series (long lead times apply)



Example 08DNFSB1076

Function	Description	Trim	Lever	Finishes			
				630 (Std.)	693, 695	606, 612	605, 611, 613, 629
02	Dummy lever	DN	FSB____†	\$838	Contact factory for special pricing and lead time.		
08*	Key locks/unlocks lever	DN	FSB____†	\$878			
09*	Key unlocks lever; locked when key removed	DN	FSB____†	\$878			
14	Lever always active	DN	FSB____†	\$878			

(For EU specify Fail Secure [FSE - std.] or Fail Safe [FSA] and specify handing - not field reversible)

FSB Lever Trims available in 630 / US32D Brushed Stainless Steel finish only

* Mortise cylinder not included (order separately - see page 63)

NOTE: Lever Trims are shipped RHR unless specified LHR (02, 08, 09 and 14 are Field Reversible)

† To order, use FSB then 4-letter designator. (Example: FSB1076)



ADVANTEX® 60/61/62/63 SERIES (NARROW CONCEALED VERTICAL ROD)

RATING

For no rating, leave blank
F = Fire Rated (Less/No Dogging Only)

KNURLING

For no knurling, leave blank
KN = Knurled (lever trim only)

OUTSIDE TRIM / DEVICE FINISH

- 605** = Polished brass (PVD)
- 606** = Brushed brass (PVD)
- 611** = Polished bronze (PVD)
- 612** = Brushed bronze (PVD)
- 613** = Oil rubbed bronze
- 625** = Polished chrome
- 626** = Brushed chrome (std. on lever trims)
- 629** = Polished stainless steel
- 630** = Brushed stainless steel (std. on pull trims & device)
- 693** = Black, powder coated
- 695** = Dark bronze, powder coated

DOGGING FUNCTION

LD = Less/No dogging
HD = Hex key dogging
CD = Cylinder key dogging

PRE-INSTALLED CYLINDERS

If cylinders provided by others, leave blank

- MC65** = Mortise Cylinder(s) 6pin/Keyed 5
- IC7** = Mortise Cylinder(s) SFC housing
- IK7** = Mortise Cylinder(s) Instakey housing
- RC65** = Rim Cylinder(s) 6pin/Keyed 5
- IC7R** = Rim Cylinder(s) SFC housing
- IK7R** = Rim Cylinder(s) Instakey housing

ENDCAP

EC1 = Ramped endcap*
EC2 = Flush endcap (std. on all 628/693/695 finishes)

ANTIMICROBIAL

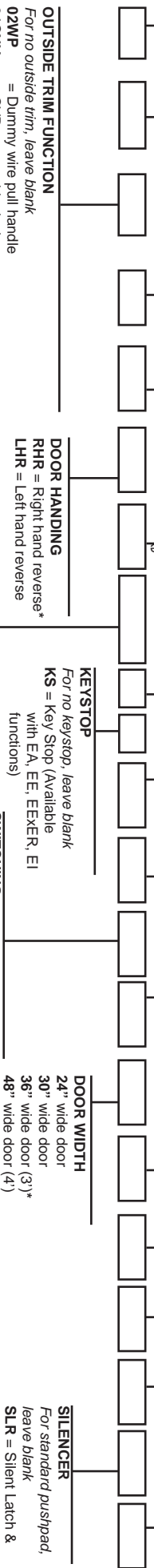
For no coating, leave blank
AM = Antimicrobial Coating

FLEX CONDUIT

For no flex conduit, leave blank
FC = End Cap with Flex Conduit

FASTENERS

For standard machine, wood & self-drilling screws, leave blank
SN1 = Sex Nuts/Throughbolts



OUTSIDE TRIM FUNCTION

For no outside trim, leave blank

- 02WP** = Dummy wire pull handle
- 01CNV** = CVR, narrow blank plate
- 02CNV** = CVR, Dummy pull handle
- 03CNV** = CVR, Key retracts latch; Narrow pull handle
- 03R** = CVR, Key retracts latch; Cylinder escutcheon
- 02DNV** = CVR, Dummy narrow lever handle (handed) (S, T or U lever)
- 08DNV** = CVR, Active lever; Key locks / unlocks lever; Narrow lever handle (handed) (S, T or U lever) (classroom)
- 09DNV** = CVR, Lever active by key; locked when key removed; Narrow lever handle (handed) (S, T or U lever) (storeroom)
- 14DNV** = CVR, Active lever; no key cylinder; Narrow lever handle (handed) (S, T or U lever) (passage)

DOOR HANDING

RHR = Right hand reverse*
LHR = Left hand reverse

KEYSTOP

For no keystop, leave blank
KS = Key Stop (Available with EA, EE, EEXER, EI functions)

SWITCHING

For no switching, leave blank
LX = Latch Bolt Signal Switch
LXV = Latch Bolt 3Amp Current Switch

DOOR WIDTH

24" wide door
30" wide door
36" wide door (3)*
48" wide door (4)

DOOR HEIGHT/CVR HEIGHT

For 80-96" door heights, leave blank
 " " - 80" - 96" high door
120 - 97" - 120" high door

ELECTRIFIED FUNCTION

For no electrified function, leave blank

Standard

- Select Arming Time and Auto Rearm**
- EA** = Hardwired Elec. Alarm
- EAXEX** = Exit Alarm with Request to Exit (Signal) Switch
- EAXEXV** = Exit Alarm with Request to Exit (3Amp Current) Switch
- ED** = Elec. Dogging
- EX** = Request To Exit (Signal) Switch
- EXV** = Request To Exit (3Amp Current) Switch

Delayed Egress

Select Arming Delay, Delayed Egress
 Time and Silent Arming
EE = Delayed Egress

Power Supply for Delayed Egress

Comes standard with 90-800 power supply
Single = (1) 90-800 w/o bat backup
Pair = (1) 90-800 w/o bat backup

Latch Retraction

- ER** = Elec. Latch Retraction (silencer standard)
- ERXW** = Elec. Latch Retraction Weatherized (silencer standard)

Power Supply / Controller for Latch Retraction Only (ER & ERXW)

Order/Sold Separately
Single = 81-800
Pair = 82-800
2 Independent Singles = 83-800

Weatherized Others

- ERXW** = Elec. Latch Retraction Weatherized (silencer standard)
- EXXW** = Request To Exit (Signal) Switch Weatherized
- EXVXW** = Request To Exit (3Amp Current) Switch Weatherized
- WDE** = Weatherized Delayed Egress (see EasyKits)

Delayed Egress/Latch Retraction

EEXER = Delayed Egress with Elec. Latch Retraction (silencer standard)
EEXERXULC = Delayed Egress with Elec. Latch Retraction (silencer standard) UL Canada

Required Power Supply/Controller for Delayed Egress with Latch Retraction (EEXER)

Order/Sold Separately
Single EEXER = 84-800
Pair of EEXER = 85-800
One EEXER and One EE = 85-800XEE
One EEXER and One ER = 85-800XER

Fire-rated trims must be fail safe (FSA)

**Other FSB levers available: 1016, 1035, 1058, 1075, 1093, 1119, 1147. FSB levers available in 630 finish only. See catalog pages for more information.

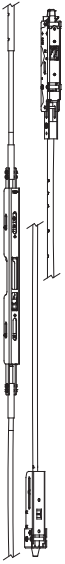
NOTE: * = default/standard

Advantex

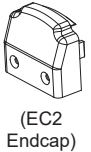
Also see online version at detex.com/hto

July 26, 2016

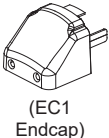
60/61 SERIES CONCEALED VERTICAL ROD EXIT DEVICES (NARROW STILE FOR ALUMINUM DOOR)



NOTE:
For all trim information and graphics see page 32



(EC2 Endcap)



(EC1 Endcap)

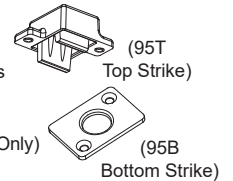
	Top & Bottom Rod Device	Top Rod Only Device	Finishes				
			630 (Std.)	628	693, 695	606, 612	605, 611, 613, 629
Device Only - Exit Only	60	61	\$2,166	\$1,823	\$1,933	\$2,363	\$2,616
	Device/Function/Trim		630/630	628/630			
Device with pull trim							
02 Dummy pull trim	6002WP	6102WP	\$2,375	\$2,032	N/A	N/A	N/A
03 Key Retracts Latch cylinder trim	6003R	6103R	\$2,462	\$2,119	N/A	N/A	N/A
			630/626	628/626			
Device with lever trim							
02 Dummy Lever Trim	6002DNV	6102DNV	\$2,652	\$2,309	\$2,418	\$2,917	\$3,173
08 Key Locks/Unlocks Lever	6008DNV	6108DNV	\$2,699	\$2,356	\$2,529	\$2,969	\$3,268
09 Key Unlocks Lever; Locked when key removed	6009DNV	6109DNV	\$2,699	\$2,356	\$2,529	\$2,969	\$3,268
14 Outside Lever Always Active	6014DNV	6114DNV	\$2,699	\$2,356	\$2,529	\$2,969	\$3,268

Note: Devices are shipped RHR unless specified LHR (Field Reversible)

DEVICE COMES STANDARD WITH:

Same finish, device exterior (except 628 finish which includes stainless steel cover, pushpad and endcap)
 EC1 Ramped Endcap - Heavy Duty (standard on 630, 606, 612, 613, 605, 611 & 629 finishes only)
 EC2 Flush Endcap (standard on 628, 693 & 695 finishes only)
 NOTE: For 2" stile doors, specify EC2

HD Hex Dogging
 36" 36" Device for 3-foot doors
 80" - 96" Fits 6'8" to 8' doors
 95T Top Strike
 95B Bottom Strike (60 Series Only)



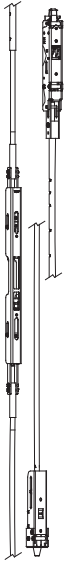
OPTIONS

F Fire Rated (3 Hour) with steel door - Specify prefix F (ex. F6001) - Fire pin included for F61 Series Only	Add \$135
For Electrified Options see pages 50-56	
Custom lengths - Specify size (min. 24" to max. 48") Note: See Electrified Options for availability on devices shorter than 30", certain sizes come with EC2 endcap	Add \$75
48" 48" Device for 4-foot doors	Add \$31
120" Add for doors 97" to 120" (10 ft.)	Add \$75
AM Anti-Microbial (AM coating applied to pushpad, pull handles, and lever handles only)	Add \$60
SN1 Sex Nuts / Through Bolts (Device with trim requires 1 set long / Device only requires 1 set long, 1 set short)	\$16 PER SET
KS Key Stop Installed (alarm always armed when key removed)	Add \$5
SLR Silent Pushpad Return	Add \$75
CD Cylinder Dogging	No charge when ordered with device
LD Less Dogging	No charge when ordered with device

NOTE - Cylinders not included. Products on this page can be ordered with cylinders (C65) or interchangeable core housings (IC7) pre-installed at Detex prior to shipping (See page 63).



62/63 SERIES CONCEALED VERTICAL ROD EXIT DEVICES (NARROW STILE FOR HOLLOW METAL DOOR)



(62 Series shown)



(03R shown)



08DNV with S Lever shown

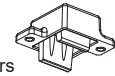
	Top & Bottom Rod Device	Top Rod Only Device	Finishes				
			630 (Std.)	628	693, 695	606, 612	605, 611, 613, 629
Device Only - Exit Only	62	63	\$2,166	\$1,823	\$1,933	\$2,363	\$2,616
	Device/Function/Trim		630/630	628/630			
Device with pull trim	Outside Function						
01 Exit only, cover plate	6201CNV	6301CNV	\$2,347	\$2,004	\$2,135	\$2,582	\$2,835
02 Dummy pull trim	6202CNV	6302CNV	\$2,435	\$2,092	\$2,272	\$2,679	\$2,955
	6202WP	6202WP	\$2,375	\$2,032	N/A	N/A	N/A
03 Key Retracts Latch pull trim	6203CNV	6303CNV	\$2,545	\$2,202	\$2,351	\$2,781	\$3,034
03 Key Retracts Latch cylinder trim	6203R	6303R	\$2,462	\$2,119	N/A	N/A	N/A
			630/626	628/626			
Device with lever trim							
02 Dummy Lever Trim	6202DNV	6302DNV	\$2,652	\$2,309	\$2,418	\$2,917	\$3,173
08 Key Locks/Unlocks Lever	6208DNV	6308DNV	\$2,699	\$2,356	\$2,529	\$2,969	\$3,268
09 Key Unlocks Lever; Locked when key removed	6209DNV	6309DNV	\$2,699	\$2,356	\$2,529	\$2,969	\$3,268
14 Lever Always Active	6214DNV	6314DNV	\$2,699	\$2,356	\$2,529	\$2,969	\$3,268

Note: Devices are shipped RHR unless specified LHR (Field Reversible)

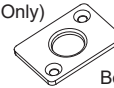
DEVICE COMES STANDARD WITH:

Same finish, device exterior (except 628 finish which includes stainless steel cover, pushpad and endcap)
 36" 36" Device for 3-foot doors
 EC1 Ramped Endcap - Heavy Duty (standard on 630, 606, 612, 613, 605, 611 & 629 finishes only)
 EC2 Flush Endcap (standard on 628, 693 & 695 finishes only)
NOTE: Fits 3-1/2" stile door

HD Hex Dogging
 80" - 96" Fits 6'8" to 8' doors
 95T Top Strike
 95B Bottom Strike (62 Series Only)



(95T Top Strike)



(95B Bottom Strike)

OPTIONS

F Fire Rated (3 Hour) - Specify prefix F (ex. F6201) - Fire pin included for F63 Series Only Add \$135

For Electrified Options see pages 50-56

Custom lengths - Specify size (min. 24" to max. 48") Add \$75
 Note: See Electrified Options for availability on devices shorter than 30", certain sizes come with EC2 endcap

48" 48" Device for 4-foot doors Add \$31
 120" Add for doors 97" to 120" (10 ft.) Add \$75

AM Anti-Microbial (AM coating applied to pushpad, pull handles, and lever handles only) Add \$60
 SN1 Sex Nuts / Through Bolts (Device with trim requires 1 set long / Device only requires 1 set long, 1 set short) \$16 PER SET

KS Key Stop Installed (alarm always armed when key removed) Add \$5
 SLR Silent Pushpad Return Add \$75


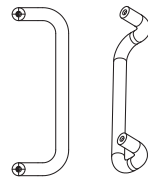

CD Cylinder Dogging No charge when ordered with device
 LD Less Dogging No charge when ordered with device

NOTE - Cylinders not included. Products on this page can be ordered with cylinders (C65) or Interchangeable core housings (IC7) pre-installed at Detex prior to shipping (See page 63).



NOTES






PLATES AND PULL TRIMS

R Trim for 60 Series Devices		WP Trim for 60 Series Devices		CNV Narrow Stile Trim for 62/63 Series Devices Only - S Handle			
 03R		 02WP		 01CNV 02CNV 03CNV			
			Finishes				
Function	Description	Trim	630 (Std.)	693, 695	606, 612	605, 611, 613, 629	
03*	Key retracts latch	R	\$296	N/A	N/A	N/A	
02	Dummy pull (wire)	WP	\$209	N/A	N/A	N/A	
01	Exit only, cover plate	CNV	\$181	\$202	\$214	\$219	
02	Dummy pull	CNV	\$269	\$339	\$339	\$339	
03*	Key retracts latch	CNV	\$379	\$418	\$418	\$418	

* Rim cylinder not included (order separately - see page 63)

LEVER TRIMS



DNV Narrow Stile Trim - for 60 Series Device							
 08DNV 09DNV		 02DNV 14DNV		 S Lever (Std.)	 T Lever	 U Lever	
			Finishes				
Function	Description	Trim	Lever	626 (Std.)	693, 695	606, 612	605, 611, 613, 629
01	Blank Escutcheon	DNV	S, T or U	\$486	\$485	\$490	\$557
02	Dummy lever	DNV	S, T or U	\$486	\$485	\$490	\$557
08*	Key locks/unlocks lever	DNV	S, T or U	\$533	\$596	\$639	\$652
09*	Lever trim active by key; locked when key removed	DNV	S, T or U	\$533	\$596	\$639	\$652
14	Lever always active	DNV	S, T or U	\$533	\$596	\$639	\$652











* Mortise cylinder not included (order separately - see page 63)

NOTE: Lever Trims are shipped RHR unless specified LHR (02, 08, 09 and 14 are Field Reversible)



103789 Cylinder Nut Socket
100783 Cylinder Nut
See page 122 for more information



Narrow Stile FSB Levers For Use With 60/61/62/63 Series (long lead times apply)							
 <p>08DNVFSB _____ 09DNVFSB _____</p>		 <p>02DNVFSB _____ 14DNVFSB _____</p>		 1076		 1075	
				 1035		 1016	
				 1147		 1093	
						 1119	
						 1058	
Example 08DNVFSB1076							
				Finishes			
Function	Description	Trim	Lever	630 (Std.)	693, 695	606, 612	605, 611, 613, 629
02	Dummy lever	DNV	FSB_____†	\$838	Contact factory for special pricing and lead time.		
08*	Key locks/unlocks lever	DNV	FSB_____†	\$878			
09*	Key unlocks lever; locked when key removed	DNV	FSB_____†	\$878			
14	Lever always active	DNV	FSB_____†	\$878			
(For EU specify Fail Secure [FSE - std.] or Fail Safe [FSA] and specify handing - not field reversible)							

FSB Lever Trims available in 630 / US32D Brushed Stainless Steel finish only

* Mortise cylinder not included (order separately - see page 63)

NOTE: Lever Trims are shipped RHR unless specified LHR (02, 08, 09 and 14 are Field Reversible)

† To order, use FSB then 4-letter designator. (Example: FSB1076)



ADVANTEX® 70/71/180/81/82/83 SERIES (WIDE CONCEALED VERTICAL ROD)

RATING

For no rating, leave blank

F = Fire Rated (Less/No Dogging Only)[†]

For no rating, leave blank

For no rating, leave blank

KNURLING
For no knurling, leave blank
KN = Knurled (lever trim only)

SERIES TYPE

70 = CVR, wide stile, wood door

71 = CVR, top rod only, wide stile, wood door

80 = CVR, wide stile, hollow metal door

81 = CVR, top rod only, wide stile, hollow metal door

82 = CVR, wide stile, aluminum door

83 = CVR, top rod only, wide stile, aluminum door

Tim

Device

DOOR HANDLING

RHR = Right hand reverse*

LHR = Left hand reverse

KEYSTOP

For no key/stop, leave blank

KS = Key Stop (Available with EA, EE, EEXER, EI functions)

SWITCHING

For no switching, leave blank

LX = Latch Bolt Signal Switch

LXV = Latch Bolt Current Switch

DOOR WIDTH

24" wide door

30" wide door

36" wide door (3)*

48" wide door (4)

DOOR HEIGHT/CVR HEIGHT

For 80-96" door heights, leave blank

" " - 80" - 96" high door

120" - 97" - 120" high door

Trim

Device

ANTIMICROBIAL

For no coating, leave blank

AM = Antimicrobial Coating

FLEX CONDUIT

For no flex conduit, leave blank

FC = End Cap with Flex Conduit

FASTENERS

For standard machine, wood & self-drilling screws, leave blank

SN1 = Sex Nuts/Throughbolts

ENDCAP

EC1 = Ramped endcap*

EC2 = Flush endcap (std. on all 62/8/63/69/5 finishes)

OUTSIDE TRIM / DEVICE FINISH

605 = Polished brass (PVD)

606 = Brushed brass (PVD)

611 = Polished bronze (PVD)

612 = Brushed bronze (PVD)

613 = Oil rubbed bronze

625 = Polished chrome

626 = Brushed chrome (std. on lever trims)

629 = Polished stainless steel

630 = Brushed stainless steel (std. on pull trims & device)

693 = Black, powder coated

695 = Dark bronze, powder coated

DOGGING FUNCTION

LD = Less/No dogging

HD = Hex key dogging

CD = Cylinder key dogging

PRE-INSTALLED CYLINDERS

If cylinders provided by others, leave blank

MC65 = Mortise Cylinder(s) Spint/Keyed 5

IC7 = Mortise Cylinder(s) SFIC housing

IK7 = Mortise Cylinder(s) Instakey housing

RC65 = Rim Cylinder(s) Spint/Keyed 5

IC7R = Rim Cylinder(s) SFIC housing

IK7R = Rim Cylinder(s) Instakey housing

OUTSIDE TRIM FUNCTION

For no outside trim, leave blank

01CV = CVR, Exit only, blank plate

02CV = CVR, Dummy pull trim

02WP = Dummy wire pull handle

03CV = CVR, Key retracts latch, Wide pull handle

03WSV = CVR, Key retracts latch, Wide plate - short

02DV = CVR, Dummy lever handle (handed) (S, T or U lever)

08DV = CVR, Active lever, key locks / unlocks lever, Wide lever handle (handed) (S, T or U lever) (classroom)

09DV = CVR, Lever trim active by key, locked when key removed; Wide lever handle (handed) (S, T or U lever) (storeroom)

14DV = CVR, Active lever, no key cylinder; Wide lever handle (handed) (S, T or U lever) (passage)

EUV = Electric Unlock Trim (24VDC/FSE Std.) - Specify handing (not field reversible), For 12VDC specify 12VDC. For Fail Safe specify FSA

Delayed Egress

Select Arming Delay, Delayed Egress Time and Silent Arming

EE = Delayed Egress

Power Supply for Delayed Egress

Comes standard with 90-800 power supply

Single = (1) 90-800 w/o bat backup

Pair = (1) 90-800 w/o bat backup

Weatherized Others

ERXW = Elec. Latch Retraction Weatherized (silencer standard)

EXXW = Request To Exit (Signal) Switch Weatherized

EXVXW = Request To Exit (3Amp Current) Switch Weatherized

WDE = Weatherized Delayed Egress (see EasyKits)

Delayed Egress/Latch Retraction

EEXER = Delayed Egress with (silencer standard)

EEXERXULC = Delayed Egress with Elec. Latch Retraction (silencer standard) UL Canada

Required Power Supply/Controller for Delayed Egress with Latch Retraction (EEXER)

Order/Sold Separately

Single EEXER = 84-800

Pair of EEXER = 85-800

One EEXER and One EE = 85-800XEE

One EEXER and One ER = 85-800XER

†(70/71 Series only) For use with single doors up to 4'x8' and pairs of doors up to 8'x8' with Listed 90 MINUTE - See 70/71 Series Catalog page for more information

Fire-rated trims must be fail safe (FSA)



**Other FSB levers available: 1016, 1035, 1058, 1075, 1093, 1119, 1147. FSB levers available in 630 finish only. See catalog pages for more information.

NOTE: * = default/standard

Advantex

Also see online version at detex.com/hto

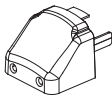
July 26, 2016



NOTE:
For all trim information and graphics see page 40



(EC2 Endcap)



(EC1 Endcap)

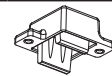
	Top & Bottom Rod Device	Top Rod Only Device	Finishes				
			630 (Std.)	628	693, 695	606, 612	605, 611, 613, 629
Device Only - Exit Only	70*	71*	\$2,110	\$1,823	\$1,975	\$2,299	\$2,569
Outside Function	Device/Function/Trim		630/630	628/630			
01 Exit only, cover plate	7001CV 7101CV		\$2,291	\$2,004	\$2,189	\$2,513	\$2,783
02 Dummy pull trim	7002CV 7102CV		\$2,379	\$2,092	\$2,314	\$2,638	\$2,908
	7002WP 7102WP		\$2,319	\$2,032	N/A	N/A	N/A
03 Key Retracts Latch pull trim	7003CV 7103CV		\$2,428	\$2,141	\$2,393	\$2,717	\$2,987
03 Key Retracts Latch cylinder trim	7003WSV 7103WSV		\$2,333	\$2,046	\$2,217	\$2,551	\$2,839
			630/626	628/626			
02 Dummy Lever Trim	7002DV 7102DV		\$2,554	\$2,262	\$2,449	\$2,778	\$3,091
08 Key Locks/Unlocks Lever	7008DV 7108DV		\$2,630	\$2,343	\$2,569	\$2,898	\$3,191
09 Key Unlocks Lever; Locked when key removed	7009DV 7109DV		\$2,630	\$2,343	\$2,569	\$2,898	\$3,191
14 Lever Always Active	7014DV 7114DV		\$2,630	\$2,343	\$2,569	\$2,898	\$3,191
EU Electric Lock/Unlock	70EUV 71EUV		\$3,179	\$2,892	\$2,997	\$3,481	\$3,776

**NOTE: Devices are shipped RHR unless specified LHR (Field Reversible)
For Top Rod Only Device specify 71 (example 7101CV)
For high-security or high-traffic doors, 2" solid-core door recommended**

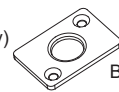
DEVICE COMES STANDARD WITH:

- Same finish, device exterior (except 628 finish which includes stainless steel cover, pushpad and endcap)
- 36" 36" Device for 3-foot doors
- EC1 Ramped Endcap - Heavy Duty (standard on 630, 606, 612, 613, 605, 611 & 629 finishes only)
- EC2 Flush Endcap (standard on 628, 693 & 695 finishes only)

- HD Hex Dogging 80" - 96" Fits 6'8" to 8' doors
- 95T Top Strike
- 95B Bottom Strike (70 Series Only)



(95T Top Strike)



(95B Bottom Strike)

OPTIONS

F Fire Rated (Contact Factory)

Contact Factory

For Electrified Options see pages 50-56

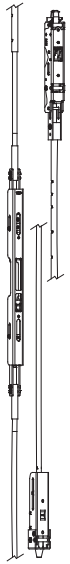
- 48" 48" Device for 4-foot doors Add \$31
- Custom lengths - Specify size (min. 24" to max. 48") Add \$75
- Note: See Electrified Options for availability on devices shorter than 30", certain sizes come with EC2 endcap
- 120" Add for doors 97" to 120" (10 ft.) Add \$75
- AM Anti-Microbial (AM coating applied to pushpad, pull handles, and lever handles only) Add \$60
- SN1 Sex Nuts / Through Bolts (Device with trim requires 1 set / Device only requires 3 sets) \$16 PER SET
- KS Key Stop Installed (alarm always armed when key removed) Add \$5
- SLR Silent Pushpad Return Add \$75

- CD Cylinder Dogging No charge when ordered with device
- LD Less Dogging No charge when ordered with device

NOTE - Cylinders not included. Products on this page can be ordered with cylinders (C65) or Interchangeable core housings (IC7) pre-installed at Detex prior to shipping (See page 63).



80/81 SERIES CONCEALED VERTICAL ROD EXIT DEVICES (FOR HOLLOW METAL DOOR)



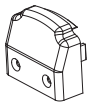
Device with pull trim



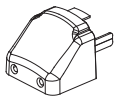
08DV with S Lever (Standard) - shown

Device with lever trim

NOTE:
For all trim information and graphics see page 40



(EC2 Endcap)



(EC1 Endcap)

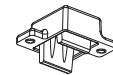
	(80 Series shown)	Top & Bottom Rod Device	Top Rod Only Device	Finishes				
				630 (Std.)	628	693, 695	606, 612	605, 611, 613, 629
Device Only - Exit Only	80*	81*	\$2,110	\$1,823	\$1,975	\$2,299	\$2,569	
Outside Function	Device/Function/Trim	630/630	628/630					
01 Exit only, cover plate	8001CV	8101CV	\$2,291	\$2,004	\$2,189	\$2,513	\$2,783	
02 Dummy pull trim	8002CV 8002WP	8102CV 8102WP	\$2,379 \$2,319	\$2,092 \$2,032	\$2,314 N/A	\$2,638 N/A	\$2,908 N/A	
03 Key Retracts Latch pull trim	8003CV	8103CV	\$2,428	\$2,141	\$2,393	\$2,717	\$2,987	
03 Key Retracts Latch cylinder trim	8003WSV	8103WSV	\$2,333	\$2,046	\$2,217	\$2,551	\$2,839	
			630/626	628/626				
02 Dummy Lever Trim	8002DV	8102DV	\$2,554	\$2,262	\$2,449	\$2,778	\$3,091	
08 Key Locks/Unlocks Lever	8008DV	8108DV	\$2,630	\$2,343	\$2,569	\$2,898	\$3,191	
09 Key Unlocks Lever; Locked when key removed	8009DV	8109DV	\$2,630	\$2,343	\$2,569	\$2,898	\$3,191	
14 Lever Always Active	8014DV	8114DV	\$2,630	\$2,343	\$2,569	\$2,898	\$3,191	
EU Electric Lock/Unlock	80EUV	81EUV	\$3,179	\$2,892	\$2,997	\$3,481	\$3,776	

**Note: Devices are shipped RHR unless specified LHR (Field Reversible)
For Top Rod Only Device specify 81 (example 8101CV)**

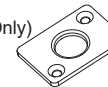
DEVICE COMES STANDARD WITH:

- Same finish, device exterior (except 628 finish which includes stainless steel cover, pushpad and endcap)
- 36" 36" Device for 3-foot doors
- EC1 Ramped Endcap - Heavy Duty (standard on 630, 606, 612, 613, 605, 611 & 629 finishes only)
- EC2 Flush Endcap (standard on 628, 693 & 695 finishes only)

- HD Hex Dogging
80" - 96" Fits 6'8" to 8' doors
- 95T Top Strike
- 95B Bottom Strike (80 Series Only)



(95T Top Strike)



(95B Bottom Strike)

OPTIONS

F Fire Rated (3 Hour) - Specify prefix F (ex. F8001) - Fire pin included for F81 Series Only Add \$135

For Electrified Options see pages 50-56

48" 48" Device for 4-foot doors Add \$31
 Custom lengths - Specify size (min. 24" to max. 48") Add \$75

Note: See Electrified Options for availability on devices shorter than 30", certain sizes come with EC2 endcap

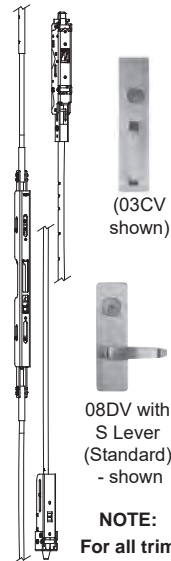
120" Add for doors 97" to 120" (10 ft.) Add \$75

AM Anti-Microbial (AM coating applied to pushpad, pull handles, and lever handles only) Add \$60
 SN1 Sex Nuts / Through Bolts (Device with trim requires 1 set / Device only requires 3 sets) \$16 PER SET
 KS Key Stop Installed (alarm always armed when key removed) Add \$5
 SLR Silent Pushpad Return Add \$75

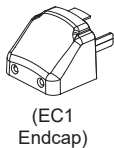
CD Cylinder Dogging No charge when ordered with device
 LD Less Dogging No charge when ordered with device

NOTE - Cylinders not included. Products on this page can be ordered with cylinders (C65) or Interchangeable core housings (IC7) pre-installed at Detex prior to shipping (See page 63).





NOTE:
For all trim information and graphics see page 40

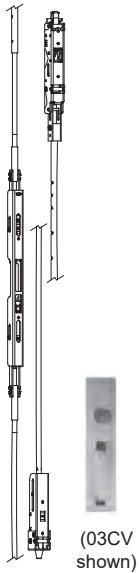


	Top & Bottom Rod Device	Top Rod Only Device	Finishes				
			630 (Std.)	628	693, 695	606, 612	605, 611, 613, 629
Device Only - Exit Only	82*	83*	\$2,110	\$1,823	\$1,975	\$2,299	\$2,569
	Outside Function	Device/Function/Trim	630/630	628/630			
Device with pull trim	01 Exit only, cover plate	8201CV 8301CV	\$2,291	\$2,004	\$2,189	\$2,513	\$2,783
	02 Dummy pull trim	8202CV 8302CV	\$2,379	\$2,092	\$2,314	\$2,638	\$2,908
		8202WP 8302WP	\$2,319	\$2,032	N/A	N/A	N/A
	03 Key Retracts Latch pull trim	8203CV 8303CV	\$2,428	\$2,141	\$2,393	\$2,717	\$2,987
03 Key Retracts Latch cylinder trim	8203WSV 8303WSV	\$2,333	\$2,046	\$2,217	\$2,551	\$2,839	
			630/626	628/626			
Device with lever trim	02 Dummy Lever Trim	8202DV 8302DV	\$2,554	\$2,262	\$2,449	\$2,778	\$3,091
	08 Key Locks/Unlocks Lever	8208DV 8308DV	\$2,630	\$2,343	\$2,569	\$2,898	\$3,191
	09 Key Unlocks Lever; Locked when key removed	8209DV 8309DV	\$2,630	\$2,343	\$2,569	\$2,898	\$3,191
	14 Lever Always Active	8214DV 8314DV	\$2,630	\$2,343	\$2,569	\$2,898	\$3,191
	EU Electric Lock/Unlock	82EUV 83EUV	\$3,179	\$2,892	\$2,997	\$3,481	\$3,776
Note: Devices are shipped RHR unless specified LHR (Field Reversible) For Top Rod Only Device specify 83 (example 8301CV)							
DEVICE COMES STANDARD WITH:							
Same finish, device exterior (except 628 finish which includes stainless steel cover, pushpad and endcap)			HD Hex Dogging 80" - 96" Fits 6'8" to 8' doors		 (95T Top Strike)		
36" 36" Device for 3-foot doors			95T Top Strike				
EC1 Ramped Endcap - Heavy Duty (standard on 630, 606, 612, 613, 605, 611 & 629 finishes only)			95B Bottom Strike (80 Series Only)		 (95B Bottom Strike)		
EC2 Flush Endcap (standard on 628, 693 & 695 finishes only)							
OPTIONS (N/C* - No charge when ordered with device)							
F Fire Rated (3 Hour) - Specify prefix F (ex. F8201) - Fire pin included for F83 Series Only			Add \$135				
For Electrified Options see pages 50-56							
48" 48" Device for 4-foot doors			Add \$31				
Custom lengths - Specify size (min. 24" to max. 48")			Add \$75				
Note: See Electrified Options for availability on devices shorter than 30", certain sizes come with EC2 endcap							
120" Add for doors 97" to 120" (10 ft.)			Add \$75				
AM Anti-Microbial (AM coating applied to pushpad, pull handles, and lever handles only)			Add \$60				
SN1 Sex Nuts / Through Bolts (Device with trim requires 1 set / Device only requires 3 sets)			\$16 PER SET				
KS Key Stop Installed (alarm always armed when key removed)			Add \$5				
SLR Silent Pushpad Return			Add \$75				
CD Cylinder Dogging			No charge when ordered with device				
LD Less Dogging			No charge when ordered with device				

NOTE - Cylinders not included. Products on this page can be ordered with cylinders (C65) or Interchangeable core housings (IC7) pre-installed at Detex prior to shipping (See page 63).



87 SERIES HIGH SECURITY CONCEALED VERTICAL ROD EXIT DEVICE



	Top & Bottom Rod Device	Finishes				
		630 (Std.)	628	693, 695	606, 612	605, 611, 613, 629
Device Only - Exit Only	87*	\$2,929	N/A	\$2,748	\$3,222	\$3,603

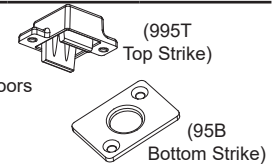
Outside Function	Device/Function/Trim	630/630				
Device with pull trim						
01 Exit only, cover plate	8701CV	\$3,110	N/A	\$2,962	\$3,436	\$3,817
02 Dummy pull trim	8702CV	\$3,198	N/A	\$3,087	\$3,561	\$3,942
	8702WP	\$3,124	N/A	N/A	N/A	N/A
03 Key Retracts Latch pull trim	8703CV	\$3,247	N/A	\$3,166	\$3,640	\$4,021
03 Key Retracts Latch cylinder trim	8703WSV	\$3,152	N/A	\$2,990	\$3,474	\$3,873
630/626						
Device with lever trim						
02 Dummy Lever Trim	8702DV	\$3,373	N/A	\$3,222	\$3,701	\$4,125
08 Key Locks/Unlocks Lever	8708DV	\$3,449	N/A	\$3,342	\$3,821	\$4,225
09 Key Unlocks Lever; Locked when key removed	8709DV	\$3,449	N/A	\$3,342	\$3,821	\$4,225
14 Lever Always Active	8714DV	\$3,449	N/A	\$3,342	\$3,821	\$4,225
EU Electric Lock/Unlock	87EUV	\$3,998	N/A	\$3,770	\$4,404	\$4,810

**Note: Devices are shipped RHR unless specified LHR (Field Reversible)
For high-security or high-traffic doors, 2" solid-core door recommended**

DEVICE COMES STANDARD WITH:

- Same finish, device exterior
- 36" 36" Device for 3-foot doors
- EC1 Ramped Endcap - Heavy Duty (standard on 630, 606, 612, 613, 605, 611 & 629 finishes only)
- EC2 Flush Endcap (standard on 628, 693 & 695 finishes only)

- HD Hex Dogging
- 80" - 96" Fits 6'8" to 8' doors
- 995T Top Strike
- 95B Bottom Strike



OPTIONS

- T Tornado Rated (maximum 42" wide and 88" tall) Add \$75
- F Fire Rated (Contact Factory) Add \$135

For Electrified Options see pages 50-56

- 48" 48" Device for 4-foot doors Add \$31
- Custom lengths - Specify size (min. 24" to max. 48") Add \$75
- Note: See Electrified Options for availability on devices shorter than 30", certain sizes come with EC2 endcap Add \$75
- 120" Add for doors 97" to 120" (10 ft.)

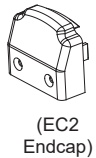
- AM Anti-Microbial (AM coating applied to pushpad, pull handles, and lever handles only) Add \$60
- SN1 Sex Nuts / Through Bolts (Device with trim requires 1 set / Device only requires 3 sets) \$16 PER SET
- KS Key Stop Installed (alarm always armed when key removed) Add \$5
- SLR Silent Pushpad Return Add \$75

- CD Cylinder Dogging (Cylinder Dogging and Hex Dogging not available with Tornado Rated Device - Contact factory for dogging options) No charge when ordered with device
- LD Less Dogging No charge when ordered with device

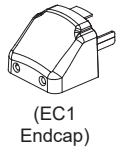
NOTE - Cylinders not included. Products on this page can be ordered with cylinders (C65) or Interchangeable core housings (IC7) pre-installed at Detex prior to shipping (See page 63).

08DV with S Lever (Standard) - shown

NOTE:
For all trim information and graphics see page 40



(EC2 Endcap)




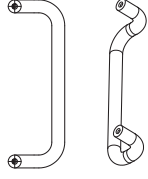



(EC1 Endcap)



MC65 IC7 RC65 IC7R

NOTES






PLATES AND PULL TRIMS

WSV Trim for 70/80 Series Devices		WP Trim for 70/80 Series Devices		CV Trim for 70/80 Series Devices S Handle			
 03WSV		 02WP		 01CV	 02CV	 03CV	
				Finishes			
Function	Description	Trim	630** (Std.)	693, 695	606, 612	605, 611, 613, 629	
03*	Key retracts latch	WSV**	\$223	\$242	\$252	\$270	
02	Dummy pull (wire)	WP	\$209	N/A	N/A	N/A	
01	Exit only, cover plate	CV	\$181	\$214	\$214	\$214	
02	Dummy pull	CV	\$269	\$339	\$339	\$339	
03*	Key retracts latch	CV	\$318	\$418	\$418	\$418	

* Rim cylinder not included (order separately - see page 63)
** Contact factory for availability

LEVER TRIMS



DV Trim - for 70/80 Series Devices							
 08DV 09DV		 02DV 14DV		 S Lever (Std.)	 T Lever	 U Lever	
				Finishes			
Function	Description	Trim	Lever	626 (Std.)	693, 695	606, 612	605, 611, 613, 629
01	Blank Escutcheon	DV	S, T or U	\$444	\$474	\$479	\$522
02	Dummy lever	DV	S, T or U	\$444	\$474	\$479	\$522
08*	Key locks/unlocks lever	DV	S, T or U	\$520	\$594	\$599	\$622
09*	Lever trim active by key; locked when key removed	DV	S, T or U	\$520	\$594	\$599	\$622
14	Lever always active	DV	S, T or U	\$520	\$594	\$599	\$622

* Mortise cylinder not included (order separately - see page 63)


** Contact factory for availability

NOTE: Lever Trims are shipped RHR unless specified LHR (02, 08, 09 and 14 are Field Reversible)



103789 Cylinder Nut Socket
100783 Cylinder Nut
See page 122 for more information

EUV Electrified Lever Trim - for 70/80 Series Devices



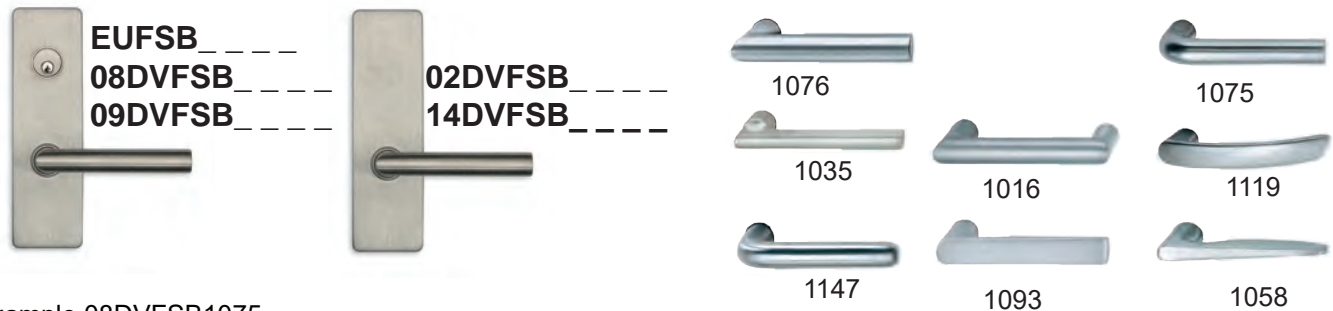
Function	Description	Trim	Lever	Finishes			
				626 (Std.)	693, 695	606, 612	605, 611, 613, 629
EU*	Electric Lock/Unlock	EUV	S, T or U	\$1,069	\$1,022	\$1,182	\$1,182
(For EU specify Fail Secure [FSE - std.] or Fail Safe [FSA] and specify handing - not field reversible)							
* Mortise cylinder not included (order separately - see page 63) ** Contact factory for availability NOTE: Lever Trims are shipped RHR unless specified LHR (02, 08, 09 and 14 are Field Reversible)							
				MC65		IC7	

Also available 12VDC - specify 12VDC

FSB

FSB LEVERS

Wide Stile FSB Levers For Use With 70/71/80/81/82/83/87 Series (long lead times apply)



Example 08DVFSB1075

Function	Description	Trim	Lever	Finishes			
				630 (Std.)	693, 695	606, 612	605, 611, 613, 629
02	Dummy lever	DV	FSB_____†	\$838			
08*	Key locks/unlocks lever	DV	FSB_____†	\$878			
09*	Key unlocks lever; locked when key removed	DV	FSB_____†	\$878	Contact factory for special pricing and lead time.		
14	Lever always active	DV	FSB_____†	\$878			
EU*	Electric Lock/Unlock	DV	FSB_____†	\$1,364			
(For EU specify Fail Secure [FSE - std.] or Fail Safe [FSA] and specify handing - not field reversible)							

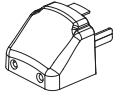
FSB Lever Trims available in 630 / US32D Brushed Stainless Steel finish only

* Mortise cylinder not included (order separately - see page 63)

NOTE: Lever Trims are shipped RHR unless specified LHR (02, 08, 09 and 14 are Field Reversible)

† To order, use FSB then 4 letter designator. (Example: FSB1076)






(EC1
Endcap)



(EC2
Endcap)



Function	Device	Finishes				
		630 (Std.)	628	693, 695	606, 612	605, 611, 613, 629
00 Wide Stile, No moving parts, rail with 2 end caps	0000	\$612	\$612	\$624	\$893	\$970
05 Narrow Stile, No moving parts, rail with EC2 end caps	0500xEC2	\$764	\$764	\$779	\$1,045	\$1,122



01/04 SERIES NO LATCH DUMMY BAR (ACTIVE PUSHPAD)

Function	Device	Finishes				
		630 (Std.)	628	693, 695	606, 612	605, 611, 613, 629
01 Active pushpad, std. head cover, no latch bolt	01	\$764	\$764	\$779	\$1,045	\$1,458
04 Active pushpad, narrow head cover, no latch bolt	04	\$871	\$871	\$888	\$1,152	\$1,550

Outside Function	Device/ Function/Trim	630/630		628/630		
		630/630	628/630	630/630	628/630	630/630
01 Active pushpad, std. head cover, no latch bolt	0101C	\$971	\$971	\$935	\$1,211	\$1,634
	0101W	\$924	\$924	\$954	\$1,225	\$1,642
	0102C	\$1,001	\$1,001	\$1,018	\$1,312	\$1,725
	0102D	\$1,176	\$1,176	\$1,228	\$1,517	\$1,975
04 Active pushpad, narrow head cover, no latch bolt	0401CN	\$1,024	\$1,024	\$1,055	\$1,334	\$1,735
	0402CN	\$1,108	\$1,108	\$1,127	\$1,412	\$1,817
	0402DN	\$1,283	\$1,283	\$1,337	\$1,624	\$2,067



OPTIONS	Price
W Weatherized (Mechanical only - For weatherized electrified functions, see Electrified Options)	Add \$139
For Electrified Options see pages 50-56	
48" 48" Device for 4'0" doors	Add \$31
Custom lengths - Specify size (min. 24" to max. 48")	Add \$75
SLR Silent Pushpad Return (01 only)	Add \$75

NOTES

BHMA Function	BHMA Definition	Description	ADVANTEX	Manufacturer A	Manufacturer B	Manufacturer C
			Standard 10 Series Rim	Exit Devices Standard 98 Series Rim	Exit Devices Standard 8800 Series Rim	Exit Devices Standard 21 Series Rim
01	Exit Only	Cover Plate	01C & 01W	990EO	802-PTB	1701
02	Pull When Dogged	Dummy Pull	02C	990DT	810-PTB	1702A
02	Pull When Dogged	Dummy Vandal Pull	02Z	VR910DT	821	N/A
03	Key Retracts Latch Bolt	Night Latch Vandal Pull	03Z	VR910NL	LC-826	N/A
03	Key Retracts Latch Bolt	Night Latch Pull	03C	990NL	LC-814-PSB	1703A
03	Key Retracts Latch Bolt	Night Latch - Cylinder Only - Pull by Others	03WS & 03W	110NL-OP	N/A	C03
01	Exit Only	Blank Escutcheon	01D	996EO		N/A
02	Pull When Dogged	Dummy Lever	02D	996LxDT	710-ETL	4902A
08	Key Unlocks & Locks Lever	Classroom Lever	08D	996L	LC-743-ETL	4908A
09	Lever Active by Key: Locked when key removed	Night Latch / Storeroom Lever	09D	996LxNL	LC-746-ETL	4903A
10	Inside or outside, key locks or unlocks lever	Double Cylinder Lever	10D	996L-2	LC-716-ETL	4908A
14	Lever always active	Passage Lever	14D	996LxBE	LC-715-ETL	4914A
EU	Electric Lock/Unlock	Fail Secure or Fail Safe	EU	E996L	LC-775-ETL LC-776-ETL	E4908A

BHMA Function	BHMA Definition	Description	SVR 20/21 Series	SVR 9827 Series	SVR 8700 Series	SVR 22 Series
01	Exit Only	Cover Plate	01C & 01W	990EO	802-PTB	1701
02	Pull When Dogged	Dummy Pull	02C	990DT	810-PTB	1702A
02	Pull When Dogged	Dummy Vandal Pull	02Z	VR910DT	821	N/A
03	Key Retracts Latch Bolt	Night Latch Vandal Pull	03Z	VR910NL	LC-826	N/A
03	Key Retracts Latch Bolt	Night Latch Pull	03C	990NL	N/A	1703A
03	Key Retracts Latch Bolt	Night Latch - Cylinder Only - Pull by Others	03WS & 03W	370T	306	C03
01	Exit Only	Blank Escutcheon	01D	N/A	710	N/A
02	Pull When Dogged	Dummy Lever	02D	996LxDT	71-ETL	4902A
08	Key Unlocks & Locks Lever	Classroom Lever	08D	996L-2	LC-743-ETL	4908A
09	Lever Active by Key: Locked when key removed	Night Latch / Storeroom Lever	09D	996LxNL	LC-746-ETL	4903A
14	Lever always active	Passage Lever	14D	996LxBE	LC-715-ETL	4914A
EU	Electric Lock/Unlock	Fail Secure or Fail Safe	EU	E996L	773-ETL (no cylinder) 774-ETL (no cylinder)	E4908A

BHMA Function	BHMA Definition	Description	Mortise 30 Series	Mortise 9875 Series	Mortise 8900 Series	Mortise 23 Series
01	Exit Only	Cover Plate	01CM, 01WM	990EO	802-PTB	1701
02	Pull When Dogged	Dummy Pull	02CM	990DT	810-PTB	1702A
03	Key Retracts Latch Bolt	Night Latch Pull	03CM	990NL	LC-814-PTB	1703A
03	Key Retracts Latch Bolt	Night Latch - Cylinder Only - Pull by Others	03WM	990NL	N/A	C03
01	Exit Only	Blank Escutcheon	01DM	N/A	710	N/A
02	Pull When Dogged	Dummy Lever	02DM	996LxDT	710-ETL	M4902A
08	Key Unlocks & Locks Lever	Classroom Lever	08DM	996L	LC-743-ETL	M4908A
09	Lever Active by Key: Locked when key removed	Night Latch / Storeroom Lever	09DM	996LxNL	LC-706-ETL (not vandal resistant)	M4903A
10	Inside or outside, key locks or unlocks lever	Double Cylinder Lever	10DM	996L-2	LC-716-ETL	M4908A
14	Lever always active	Passage Lever	14DM	996LxBE	715-ETL	M4914A
EU	Electric Lock/Unlock	Fail Secure or Fail Safe	EUxDM	E996L	LC-775-ETL LC-776-ETL	E4908A

TRIM CROSS REFERENCE CONT'D ON PAGE 45

BHMA Function	BHMA Definition	Description	ADVANTEX®	Manufacturer A Exit Devices	Manufacturer B Exit Devices	Manufacturer C Exit Devices
			Narrow Stile 40 Series Rim	Narrow Stile 35A Series Rim	Narrow Stile 8500 Series Rim	Narrow Stile 24 Series Rim
01	Exit Only	Cover Plate	01CN	360EO	N/A	2001
02	Pull When Dogged	Dummy Pull	02CN	386DT	N/A	2002A
03	Key Retracts Latch Bolt	Night Latch Pull	03CN	386NL	N/A	2003A
03	Key Retracts Latch Bolt	Night Latch - Cylinder Only - Pull by Others	03WS	388	N/A	C03
01	Exit Only	Blank Escutcheon	01DN	N/A	N/A	N/A
02	Pull When Dogged	Dummy Lever	02DN	360LxDT	710-ETL	2902A
08	Key Unlocks & Locks Lever	Classroom Lever	08DN	360L	LC-743-ETL	2908A
09	Lever Active by Key: Locked when key removed	Night Latch / Storeroom Lever	09DN	360L-NL	LC-746-ETL	2903A
14	Lever always active	Passage Lever	14DN	360L-BE	715-ETL	2914A
EU	Electric Lock/Unlock	Fail Secure or Fail Safe	EU2W	E360L-BE	773-ETL (no cylinder) 774-ETL (no cylinder)	N/A

BHMA Function	BHMA Definition	Description	SVR Narrow Stile 50/51 Series	SVR Narrow Stile 3527A Series	Narrow Stile SVR Not Available	Narrow Stile SVR Not Available
			01	Exit Only	Cover Plate	01CN
02	Pull When Dogged	Dummy Pull	02CN	386DT	N/A	N/A
03	Key Retracts Latch Bolt	Night Latch Pull	03CN	386NL	N/A	N/A
03	Key Retracts Latch Bolt	Night Latch - Cylinder Only - Pull by Others	03WS	388	N/A	N/A
01	Exit Only	Blank Escutcheon	01DN	N/A	N/A	N/A
02	Pull When Dogged	Dummy Lever	02DN	360LxDT	N/A	N/A
08	Key Unlocks & Locks Lever	Classroom Lever	08DN	360L	N/A	N/A
09	Lever Active by Key: Locked when key removed	Night Latch / Storeroom Lever	09DN	360LxNL	N/A	N/A
14	Lever always active	Passage Lever	14DN	360L-BE	N/A	N/A
EU	Electric Lock/Unlock	Fail Secure or Fail Safe	EU2W	E360L-BE	N/A	N/A

BHMA Function	BHMA Definition	Description	CVR Narrow Stile 60/61 Series for Aluminum Doors	CVR Narrow Stile 3547A Series	CVR Narrow Stile AD8400 Series	CVR Narrow Stile 2600 Series
			02	Pull When Dogged	Dummy Pull (Wire)	02WP
03	Key Retracts Latch Bolt	Night Latch - Cylinder Only - Pull by Others	03R	388	100	N/A
01	Exit Only	Blank Escutcheon	01DNV	N/A	710-4	N/A
02	Pull When Dogged	Dummy Lever	02DNV	360LxDT	710-4-ETL	2902A
08	Key Unlocks & Locks Lever	Classroom Lever	08DNV	360L	LC-743-4-ETL	2908A
09	Lever Active by Key: Locked when key removed	Night Latch / Storeroom Lever	09DNV	360LxNL	LC-746-4-ETL	2903A
14	Lever always active	Passage Lever	14DNV	360L-BE	715-4-ETL	2914A

BHMA Function	BHMA Definition	Description	CVR Narrow Stile 62/63 Series for Hollow Metal	CVR Narrow Stile 3547A Series	CVR Narrow Stile MD8400 Series	CVR Narrow Stile 2600 Series
			01	Exit Only	Cover Plate	01CNV
02	Pull When Dogged	Dummy Pull	02CNV	N/A	N/A	N/A
02	Pull When Dogged	Dummy Pull (Wire)	02WP	8190	862 Pull	N/A
03	Key Retracts Latch Bolt	Night Latch Pull	03CNV	388x8190	N/A	N/A
03	Key Retracts Latch Bolt	Night Latch - Cylinder Only - Pull by Others	03R	388	N100	N/A
01	Exit Only	Blank Escutcheon	01DNV	N/A	710-4	N/A
02	Pull When Dogged	Dummy Lever	02DNV	N/A	710-4-ETL	N/A
08	Key Unlocks & Locks Lever	Classroom Lever	08DNV	360L	LC-743-4-ETL	2908A
09	Lever Active by Key: Locked when key removed	Night Latch / Storeroom Lever	09DNV	360L-NL	LC-746-4-ETL	2909A
14	Lever always active	Passage Lever	14DNV	360L-BE	715-4-ETL	2914A

TRIM CROSS REFERENCE CONT'D ON PAGE 46

BHMA Function	BHMA Definition	Description	ADVANTEX®	Manufacturer A Exit Devices	Manufacturer B Exit Devices	Manufacturer C Exit Devices
			CVR 70/71 Series for Wood Doors	CVR for Wood Doors 9847 WDC	CVR WD8600 Series	CVR for Wood Doors 2700
01	Exit Only	Cover Plate	01CV	990EO	N/A	1701
02	Pull When Dogged	Dummy Pull	02CV	990DT	N/A	1702A
02	Pull When Dogged	Dummy Pull (Wire)	02WP	8190	862 Pull	N/A
03	Key Retracts Latch Bolt	Night Latch Pull	03CV	990NL-R/V	N/A	1703A
03	Key Retracts Latch Bolt	Night Latch - Cylinder Only - Pull by Others	03WSV	110NL-MD	100	N/A
01	Exit Only	Blank Escutcheon	01DV	N/A	710-4	N/A
02	Pull When Dogged	Dummy Lever	02DV	996L-DT-CV	710-4-ETL	4902A
08	Key Unlocks & Locks Lever	Classroom Lever	08DV	996L-CV	LC-743-4-ETL	4908A
09	Lever Active by Key: Locked when key removed	Night Latch / Storeroom Lever	09DV	996L-NL-CV	LC-746-4-ETL	4903A
14	Lever always active	Passage Lever	14DV	996LxBE	715-4-ETL	4914A
EU	Electric Lock/Unlock	Fail Secure or Fail Safe	EUV	E996L	773-4-ETL (no cylinder) 774-4-ETL (no cylinder)	E2703/4908A

BHMA Function	BHMA Definition	Description	CVR 80/81 Series for Hollow Metal Doors	CVR 9847 Series	CVR MD8600 Series	CVR 2800 Series
			CVR 80/81 Series for Hollow Metal Doors	CVR 9847 Series	CVR MD8600 Series	CVR 2800 Series
01	Exit Only	Cover Plate	01CV	990EO	N/A	1701
02	Pull When Dogged	Dummy Pull	02CV	990DT	N/A	C1702A
02	Pull When Dogged	Dummy Pull (Wire)	02WP	8190	862 Pull	N/A
03	Key Retracts Latch Bolt	Night Latch Pull	03CV	990NL-RV	N/A	C1703A
03	Key Retracts Latch Bolt	Night Latch - Cylinder Only - Pull by Others	03WSV	110NL-MD	100	N/A
01	Exit Only	Blank Escutcheon	01DV	N/A	710-4	N/A
02	Pull When Dogged	Dummy Lever	02DV	996L-DT-CV	710-4-ETL	4902A
08	Key Unlocks & Locks Lever	Classroom Lever	08DV	996L-L-CV	LC-743-4-ETL	4908A
09	Lever Active by Key: Locked when key removed	Night Latch / Storeroom Lever	09DV	996L-NL-CV	LC-746-4-ETL	4903A
14	Lever always active	Passage Lever	14DV	996LxBE	715-4-ETL	4914A
EU	Electric Lock/Unlock	Fail Secure or Fail Safe	EUV	E996L	773-4-ETL (no cylinder) 774-4-ETL (no cylinder)	E2803/4908A

BHMA Function	BHMA Definition	Description	CVR 82/83 Series for Aluminum Doors	CVR 9847 Series	CVR AD8600 Series	CVR 2800 Series
			CVR 82/83 Series for Aluminum Doors	CVR 9847 Series	CVR AD8600 Series	CVR 2800 Series
01	Exit Only	Cover Plate	01CV	990EO	N/A	1701
02	Pull When Dogged	Dummy Pull	02CV	990DT	N/A	C1702A
02	Pull When Dogged	Dummy Pull (Wire)	02WP	8190	862 Pull	N/A
03	Key Retracts Latch Bolt	Night Latch Pull	03CV	990NL-RV	N/A	C1703A
03	Key Retracts Latch Bolt	Night Latch - Cylinder Only - Pull by Others	03WSV	110NL-MD	100	N/A
01	Exit Only	Blank Escutcheon	01DV	N/A	710-4	N/A
02	Pull When Dogged	Dummy Lever	02DV	996L-DT-CV	710-4-ETL	4902A
08	Key Unlocks & Locks Lever	Classroom Lever	08DV	996L-L-CV	LC-743-4-ETL	4908A
09	Lever Active by Key: Locked when key removed	Night Latch / Storeroom Lever	09DV	996L-NL-CV	LC-746-4-ETL	4903A
14	Lever always active	Passage Lever	14DV	996LxBE	715-4-ETL	4914A
EU	Electric Lock/Unlock	Fail Secure or Fail Safe	EUV	E996L	773-4-ETL (no cylinder) 774-4-ETL (no cylinder)	E2803/4908A

NOTES

BHMA Type	BHMA Definition	ADVANTEX®	Manufacturer A Exit Devices	Manufacturer B Exit Devices	Manufacturer C Exit Devices
1	Rim Exit Device	10	98/99	8800	2100
	Rim Exit Device - Weatherized	10xW	No equal	No equal	No equal
2	Surface Vertical Rod Exit Device	20	98/9927	8700	2200
	Surface Vertical Rod Exit Device - Weatherized	20xW	No equal	No equal	No equal
	Surface Vertical Rod Exit Device - Top Rod Only	21	98/9927-LBR	NB8700	2200LBR
	Surface Vertical Rod Exit Device - Top Rod Only - Weatherized	21xW	No equal	No equal	No equal
3	Mortise Exit Device	30	98/9975	8900	2300
4	Narrow Stile Rim Exit Device	40	33A	8400	2400
	Narrow Stile Rim Exit Device - Weatherized	40xW	No equal	No equal	No equal
5	Narrow Stile Surface Vertical Rod Exit Device	50	3327A	No equal	No equal
	Narrow Stile Surface Vertical Rod Exit Device - Weatherized	50xW	No equal	No equal	No equal
	Narrow Stile Surface Vertical Rod Exit Device - Top Rod Only	51	3327A-LBR	No equal	No equal
	Narrow Stile Surface Vertical Rod Exit Device - Top Rod Only - Weatherized	51xW	No equal	No equal	No equal
6	Narrow Stile Concealed Vertical Rod Exit Device (for Aluminum Door)	60	3347A	AD8400	2600
	Narrow Stile Concealed Vertical Rod Exit Device (for Aluminum Door) - Top Rod Only	61	3347A-LBR	NB-AD8400	2600LBR
	Narrow Stile Concealed Vertical Rod Exit Device (for Hollow Metal Door)	62	3347A	MD8400	2600
	Narrow Stile Concealed Vertical Rod Exit Device (for Hollow Metal Door) - Top Rod Only	63	3347A-LBR	NB-MD8400	2600LBR
7	Wood Door Concealed Vertical Rod Exit Device	70	33/3547A	WD8600	2700
	Wood Door Concealed Vertical Rod Exit Device - Top Rod Only	71	33/3547A-LBR	NB-WD8600	2700LBR
8	Metal Door Concealed Vertical Rod Device (for Hollow Metal Door)	80	98/9947	MD8600	2800
	Metal Door Concealed Vertical Rod Device (for Hollow Metal Door) - Top Rod Only	81	98/9947-LBR	NB-MD8600	2800LBR
	Metal Door Concealed Vertical Rod Device (for Aluminum Door)	82	98/9947	AD8600	2800
	Metal Door Concealed Vertical Rod Device (for Aluminum Door) - Top Rod Only	83	98/9947-LBR	NB-AD8600	2800LBR

	ADVANTEX®	Manufacturer A Exit Devices	Manufacturer B Exit Devices	Manufacturer C Exit Devices
Function	Standard Advantex	Standard 98 Series	Standard 80 Series	Standard 2000 Series
Hardwired Exit Alarm	EA	ALK	AL	ALK/ALW
Weatherized Battery Powered Exit Alarm	EBxW	No equal	No equal	WALW
Electric Dogging	ED	No equal	58	No equal
Electric Latch Retraction	ER	QEL	56	ELR
Weatherized Electric Latch Retraction	ERxW	No equal	No equal	No equal
Electric Lock/Unlock Lever	EU, EU2W, EUV	E996L	73/74/75/76	E
Delayed Egress	EE	CX	59	DE
Delayed Egress With Latch Retraction	EExER	No equal	No equal	No equal
Electric Switching	ES	RXxLX	53x55	LSxTS
Latch Bolt Signaling	LX	LX	53	LS
Electric Integration	EI	No equal	No equal	No equal
Request to Exit Signaling	EX	RX	55	TS
Weatherized Request to Exit Signaling	EXxW	WP-RX	No equal	WTS
Request to Exit Switching for High Current	EXV	No equal	No equal	No equal
Latch Bolt Signaling for High Current	LXV	No equal	No equal	No equal
Weatherized Request to Exit Switching for High Current	EXVxW	No equal	No equal	No equal

Hardwired Exit Alarm (EA) - Available on all Devices **Price Add \$420**

Standard Package Includes:

- Switch that triggers alarm monitors pushpad movement
- Green & Red LED, cylinder arming, 9-volt battery and piezo horn
- Manual Key Arming standard or field-selectable 2-minute auto rearm
- Remote Alarm Relay output (std) Common, Normally Open or Normally Closed Relay contacts
- Bypass Alarm Relay input (std.) Normally Open Relay Contacts
- Low Battery Alert (std), field-selectable option to remove backup battery / disable low-battery alert
- Cylinder Dogging (CD) standard or Less Dogging (LD - note: Fire Rated devices come LD only)
- Self-adhesive Door Sign (EA-561 English - Red)

Options

- | | |
|---|-----------|
| FC - Flex Conduit, Pre-Fabricated Endcap and Fittings (Example EAxFC) | Add \$35 |
| KS - Key Stop Feature Installed | Add \$5 |
| LD - Less Dogging | N/C |
| Substitute Door Signage Available (See Accessories - Page 64) | N/C |
| LX - Latchbolt Signaling Switch (example EAxLX) | Add \$196 |

Accessories

(NOTE: EA alarm can be hardwired with 12V AC/DC through 24V AC/DC)

- | | |
|-----------------------------|-----------|
| PP-5152-2 Transformer 24VAC | Add \$77 |
| PP-5152-3 Transformer 12VAC | Add \$32 |
| PT-5 - Power Transfer | Add \$134 |
| EWH8-626 - Electric Hinge | Add \$329 |

Weatherized Exit Alarm (EBxW) - Battery Powered - Available on 10/20/21/40/50/51 Devices **Price Add \$650**

Standard Package Includes:

- Remote signaling, remote bypass, pushpad monitoring
- Green & Red LED, cylinder arming, 9-volt battery and piezo horn
- Manual Key Arming standard or field-selectable 2-minute auto rearm
- Remote Alarm Relay output (std) Common, Normally Open or Normally Closed Relay contacts
- Bypass Alarm Relay input (std.) Normally Open Relay Contacts
- Low-Battery Alert (std), field-selectable option to remove backup battery / disable low-battery alert
- Cylinder Dogging (CD) standard or Less Dogging (LD - note: Fire Rated devices come LD only)
- Pushpad Signage "Push to Open Alarm Will Sound"

Options

- | | |
|---|----------|
| FC - Flex Conduit, Pre-Fabricated Endcap and Fittings (Example EBxWxFC) | Add \$35 |
| KS - Key Stop Option Installed at Factory | Add \$5 |
| LD - Less Dogging | N/C |

Accessories

- | | |
|---|-------------|
| 106595-5 - Battery Eliminator 9VDC Power Source in NEMA Enclosure | Add \$1,398 |
|---|-------------|

Electric Dogging (ED) - Available on all Devices		Price Add \$420
Standard Package Includes: - On-board switching requires initial manual pushpad depression after electric activation - Long-term dogging (Note: A 24V power supply or logic controller is required for ED but not included.) (Note: Most applications with ED require a power switch. - See page 140)		
Options		
FC - Flex Conduit, Pre-Fabricated Endcap and Fittings (example EDxFC)		Add \$35
EX - Request to Exit Switching (example EDxEX)		Add \$182
LX - Latchbolt Signaling Switch (example EDxLX)		Add \$196
Accessories		
CS462 Keypad (For other keypad and push button options, see page 140)		Add \$176
PP-5152-2 24VAC transformer (Order Separately)		Add \$77
24V power supply for filtered, regulated power and simplified fire loop connections (Order Separately)		See Page 94
PT-5 - Power Transfer		Add \$134
EWH8-626 - Electric Hinge		Add \$329

Electric Latch Retraction (ER) - Available on all Devices 30" or longer		Price Add \$926
Standard Package Includes - Simultaneous latch and pushpad retraction - Quiet latch retraction - Long-term dogging capability (Note: A Power Supply Controller is required for ER but not included in standard package)		
Options		
FC - Flex Conduit, Pre-Fabricated Endcap and Fittings (example ERxFC)		Add \$35
EX - Request to Exit Switching (example ERxEX)		Add \$182
LX - Latchbolt Signaling Switch (example ERxLX)		Add \$196
Required Accessories		
81-800 Power Supply Controller for Latch Retraction - Single Door		See page 94
82-800 Power Supply Controller for Latch Retraction - Pairs of Doors Simultaneous		See page 94
83-800 Power Supply Controller for Latch Retraction - Pairs of Doors Independent		See page 94
Optional Accessories		
PT-5 - Power Transfer		Add \$134
EWH8-626 - Electric Hinge		Add \$329

Weatherized Electric Latch Retraction (ERxW) - Available on 10/20/21/40/50/51 Devices		Price Add \$1,499
Standard Package Includes: - Weatherized simultaneous latch and pushpad retraction - Long-term dogging capability (Note: A Power Supply is required for ER but not included in standard package. If mounting outside, specify suffix xNEMA)		
Required Accessories		
81-800 Power Supply Controller for Latch Retraction - Single Door		See page 94
82-800 Power Supply Controller for Latch Retraction - Pairs of Doors Simultaneous		See page 94
83-800 Power Supply Controller for Latch Retraction - Pairs of Doors Independent		See page 94
Optional Accessories		
FC - Flex Conduit, Pre-Fabricated Endcap and Fittings (Example ERxWxFC)		Add \$35
NEMA 4X Enclosure		Add \$1,799

ELECTRIFIED OPTIONS CONT'D ON PAGE 52

Electric Lock/Unlock (EU) Lever Option - Available on 10/20/21/30 Devices	Price Add \$1,013
See Advantex Trim Page 21 for complete information	

Electric Lock/Unlock (EU2W) Lever Option - Contact factory for use on medium and wide stile doors	Price Add \$1,013
See Advantex Trim Page 27 for complete information	

Electric Lock/Unlock (EUV) Lever Option - Available on 70/80 Devices	Price Add \$1,069
See Advantex Trim Page 41 for complete information	

Delayed Egress (EE) - Available on all Devices 36" or longer	Price Add \$1,694
<p>Standard Package Includes:</p> <ul style="list-style-type: none"> - 15-second Delayed Egress - alarm switches monitor dead latch - 15-second arming delay (AD) with extended bypass (alarm arms after door closes) - 1-second nuisance delay - Comes standard with 24V Filtered and Regulated Power Supply with simplified fire loop connections (NOTE: Detex Power Supply required and included with Standard EE package, can power devices for a pair of doors, specify 10xEExPSO for second door) - Switches monitor pushpad, latch bolt and outside trim input - Manual Key Arming standard or field-selectable 2-minute auto rearm - Remote Alarm Relay output (std) Common, Normally Open or Normally Closed Relay contacts - Bypass Alarm Relay input (std.) Normally Open Relay Contacts - Low-Battery Alert (std), field-selectable option to remove backup battery / disable low-battery alert - Cylinder Dogging (CD) standard or Less Dogging (LD - note: Fire Rated devices come LD only) - Comes with one green LED, one red LED & 100 decibel alarm, field-selectable LED status indicator & self-adhesive, code-compliant door sign (ECL-395 English - 15 Second - Red) <p>For non-standard arming delay, non-standard nuisance delay, 2-minute alarm silence, non-extended bypass, set grant times and other non-standard options or features, contact factory.</p>	
Options	
30 - 30-Second Delayed Egress (example EEx30) (NOTE: Requires pre-approved letter from AHJ)	N/C
FC - Flex Conduit, Pre-Fabricated Endcap and Fittings (example EExFC)	Add \$35
KS - Key Stop feature installed	Add \$5
LD - Less Dogging	N/C
LX - Latchbolt Signaling Switch (example EExLX)	Add \$196
Accessories	
PT-5 - Power Transfer	Add \$134
EWH8-626 - Electric Hinge	Add \$329

ELECTRIFIED OPTIONS CONT'D ON PAGE 53

Delayed Egress with Latch Retraction (EExER) - Available on all Devices 36" or longer		Price Add \$2,295
<p>Standard Package Includes:</p> <ul style="list-style-type: none"> - Switches to monitor pushpad and dead latch - Quiet latch retraction - Sold separately, but required and Included as part of Power Supply Controller is the Remote, wall-mount keyswitch & horn, with green and red LED, 100-dB alarm (RIU) as part of 84-800 and 85-800 <p>(NOTE: A Logic Controller is required for EExER but not included in standard package)</p> <p>For options such as Silent Arming, arming times, set grant times, Key Stop (armed when key removed) Rearm using Key Only, access control only bypasses (RKO) and other options, see power supply controllers on pages 94-95.</p>		
Options		
ULC - Underwriters Laboratories Canadian Listing (required for Canadian installations)		Add \$294
30 - 30-Second Delayed Egress (example EExERx30) (NOTE: Requires pre-approved letter from AHJ)		N/C
FC - Flex Conduit, Pre-Fabricated Endcap and Fittings (Example EExERxFC)		Add \$35
KS - Key Stop feature installed		Add \$5
Substitute Door Signage Available (See Accessories - Page 64)		N/C
LX - Latchbolt Signaling Switch (example EExERxLX)		Add \$196
Required Accessories		
84-800 Power Supply Controller for single doors - for options such as Silent Arming / no chirps (SA), Reset with Key Only, access control does not reset alarm, just bypass (RKO), contact factory – includes wall-mount key switch & Horn interface box (RIU)		See page 95
85-800 Power Supply Controller for pairs of doors - for options such as Silent Arming / no chirps (SA), Reset with Key Only, access control does not reset alarm, just bypass (RKO), contact factory – includes wall-mount key switch & Horn interface box (RIU)		See page 95
Optional Accessories		
PT-5 - Power Transfer		Add \$134
EWH8-626 - Electric Hinge		Add \$329

Delayed Egress with Electromagnetic Lock (EM)
See Delayed Egress (EE) (opposite page)

ELECTRIFIED OPTIONS CONT'D ON PAGE 54

Electric Switching (ES) - Available on 10/30/40 Devices		Price Add \$265
Standard Package Includes:		
- Switches to monitor dead latch and outside trim input		
- Hex Dogging (HD) standard or Less Dogging (LD - note: Fire Rated devices come LD only)		
Options		
FC - Flex Conduit, Pre-Fabricated Endcap and Fittings (example ESxFC)		Add \$35
CD - Cylinder Dogging		N/C
LD - Less Dogging		N/C
Accessories		
PT-5 - Power Transfer		Add \$134
EWH8-626 - Electric Hinge		Add \$329

Latch Bolt Signaling (LX) - Available on 10/40/60/61/62/63/70/71/80/81/82/83 Devices		Price Add \$196
Standard Package Includes:		
- Switch monitors latchbolt		
- Hex Dogging (HD) standard or Less Dogging (LD - note: Fire Rated devices come LD only)		
Options		
FC - Flex Conduit, Pre-Fabricated Endcap and Fittings (example LXVxFC)		Add \$35
CD - Cylinder Dogging		N/C
LD - Less Dogging		N/C
Accessories		
PT-5 - Power Transfer		Add \$134
EWH8-626 - Electric Hinge		Add \$329
MS-1039S/1059S - Magnetic Switch (Surface)		Add \$48
MS-1039F/1059F - Magnetic Switch (Flush)		Add \$27

Electric Integration (EI) - Available on 10/30/40 Devices		Price Add \$310
Standard Package Includes:		
- Switches to monitor dead latch and outside trim input		
- Green and Red LED, cylinder arming and piezo horn (logic & power supply separate)		
- Cylinder Dogging (CD) standard or Less Dogging (LD - note: Fire Rated devices come LD only)		
- Code-compliant Signage (EA-561 English Red)		
(Note: A Logic Controller is required for EI but not included in standard package)		
Options		
FC - Flex Conduit, Pre-Fabricated Endcap and Fittings (Example EIxFC)		Add \$35
KS - Key Stop Feature Installed		Add \$5
LD - Less Dogging		N/C
Accessories		
10-800 or 11-800 - Logic Controller for Electric Integration		See Page 96
PT-5 - Power Transfer		Add \$134
EWH8-626 - Electric Hinge		Add \$329

ELECTRIFIED OPTIONS CONT'D ON PAGE 55

Request to Exit Signaling (EX) - Available on all Devices	Price Add \$182
Standard Package Includes: - Switch monitors pushpad - Hex Dogging (HD) standard or Less Dogging (LD - note: Fire Rated devices come LD only)	
Options	
FC - Flex Conduit, Pre-Fabricated Endcap and Fittings (example EXxFC)	Add \$35
CD - Cylinder Dogging	N/C
LD - Less Dogging	N/C
LX - Latchbolt Signaling Switch (example EXxLX)	Add \$196
Accessories	
PT-5 - Power Transfer	Add \$134
EWH8-626 - Electric Hinge	Add \$329

Weatherized Request to Exit Signaling (EXxW) - Available on 10/20/21/30/40/50/51/01/04 Devices	Price Add \$259
Standard Package Includes: - Weatherized switch monitors pushpad - Hex Dogging (HD) standard or Less Dogging (LD - note: Fire Rated devices come LD only)	
Options	
FC - Flex Conduit, Pre-Fabricated Endcap and Fittings (example EXxWxFC)	Add \$35
CD - Cylinder Dogging	N/C
LD - Less Dogging	N/C
Accessories	
PT-5 - Power Transfer	Add \$134
EWH8-626 - Electric Hinge	Add \$329

ELECTRIFIED OPTIONS CONT'D ON PAGE 56

Request to Exit Switching for High Current (EXV) - Available on All Devices		Price Add \$310
Standard Package Includes:		
- 3-Amp Switch monitors pushpad		
- Hex Dogging (HD) standard or Less Dogging (LD - note: Fire Rated devices come LD only)		
Options		
FC - Flex Conduit and Endcap (example EXVxFC)		Add \$35
CD - Cylinder Dogging		N/C
LD - Less Dogging		N/C
LX - Latchbolt Signaling Switch (example EXVxLX)		Add \$196
2 - Includes 2 High-Current Switches (EXV2)		Add \$300
Accessories		
PT-5 - Power Transfer		Add \$134
EWH8-626 - Electric Hinge		Add \$329

Latch Bolt Signaling for High Current (LXV) - Available on 10/20/40/50/60/61/62/63/70/71/80/81/82/83 Devices		Price Add \$330
Standard Package Includes:		
- 3-Amp switch monitors latchbolt		
- Hex Dogging (HD) standard or Less Dogging (LD - note: Fire Rated devices come LD only)		
Options		
FC - Flex Conduit and Endcap (example EXVxFC)		Add \$35
CD - Cylinder Dogging		N/C
LD - Less Dogging		N/C
Accessories		
PT-5 - Power Transfer		Add \$134
EWH8-626 - Electric Hinge		Add \$329
MS-1039S/1059S - Magnetic Switch (Surface)		Add \$48
MS-1039F/1059F - Magnetic Switch (Flush)		Add \$27

Weatherized Request to Exit Switching for High Current (EXVxW) - Available on 10/20/21/30/40/50/51/01/04 Devices		Price Add \$400
Standard Package Includes:		
- 3-Amp Weatherized switch monitors pushpad		
- Hex Dogging (HD) standard or Less Dogging (LD - note: Fire Rated devices come LD only)		
Options		
FC - Flex Conduit and Endcap (example EXVxWxFC)		Add \$35
CD - Cylinder Dogging		N/C
LD - Less Dogging		N/C
Accessories		
PT-5 - Power Transfer		Add \$134
EWH8-626 - Electric Hinge		Add \$329

NOTES

Model	630															
	Base Price	EA	EBxW	ED	ER	ERxW	EE	EEEXR	EI	ES	Lx	EX	EXxW	EXV	LxV	EXxWV
		\$420	\$650	\$420	\$926	\$1,499	\$1,694	\$2,295	\$310	\$265	\$196	\$182	\$259	\$310	\$330	\$400
10 Series Rim (device only)	\$1,147	1,567	1,797	1,567	2,073	2,646	2,841	3,442	1,457	1,412	1,343	1,329	1,406	1,457	1,477	1,547
1001 W (exit only cover plate)	\$1,300	1,720	1,950	1,720	2,226	2,799	2,994	3,595	1,610	1,565	1,496	1,482	1,559	1,610	1,630	1,700
1001 C (exit only cover plate)	\$1,307	1,727	1,957	1,727	2,233	2,806	3,001	3,602	1,617	1,572	1,503	1,489	1,566	1,617	1,637	1,707
1001 D (blank escutcheon)	\$1,384	1,804	2,034	1,804	2,310	2,883	3,078	3,679	1,694	1,649	1,580	1,566	1,643	1,694	1,714	1,784
1002 C (dummy pull)	\$1,736	2,156	2,386	2,156	2,662	3,235	3,430	4,031	2,046	2,001	1,932	1,918	1,995	2,046	2,066	2,136
1002 D (dummy lever*)	\$1,416	1,836	2,066	1,836	2,342	2,915	3,110	3,711	1,726	1,681	1,612	1,598	1,675	1,726	1,746	1,816
1002 Z (vandal pull)	\$1,736	2,156	2,386	2,156	2,662	3,235	3,430	4,031	2,046	2,001	1,932	1,918	1,995	2,046	2,066	2,136
1003 W (key retracts latch)	\$1,307	1,727	1,957	1,727	2,233	2,806	3,001	3,602	1,617	1,572	1,503	1,489	1,566	1,617	1,637	1,707
1003 WS (key retracts latch)	\$1,292	1,712	1,942	1,712	2,218	2,791	2,986	3,587	1,602	1,557	1,488	1,474	1,551	1,602	1,622	1,692
1003 C (key retracts latch pull)	\$1,559	1,979	2,209	1,979	2,485	3,058	3,253	3,854	1,869	1,824	1,755	1,741	1,818	1,869	1,889	1,959
1003 Z (vandal pull)	\$1,559	1,979	2,209	1,979	2,485	3,058	3,253	3,854	1,869	1,824	1,755	1,741	1,818	1,869	1,889	1,959
1008 D (lever trim*)	\$1,637	2,057	2,287	2,057	2,563	3,136	3,331	3,932	1,947	1,902	1,833	1,819	1,896	1,947	1,967	2,037
1009 D (lever trim* - locked when key removed)	\$1,637	2,057	2,287	2,057	2,563	3,136	3,331	3,932	1,947	1,902	1,833	1,819	1,896	1,947	1,967	2,037
1010 D (lever trim* double cylinder)	\$1,816	2,236	2,466	2,236	2,742	3,315	3,510	4,111	2,126	2,081	2,012	1,998	2,075	2,126	2,146	2,216
1014 D (lever trim* passage)	\$1,637	2,057	2,287	2,057	2,563	3,136	3,331	3,932	1,947	1,902	1,833	1,819	1,896	1,947	1,967	2,037
10 EU (electric lock/unlock)	\$2,085	2,505	2,735	2,505	3,011	3,584	3,779	4,380	2,395	2,350	2,281	2,267	2,344	2,395	2,415	2,485

20/21 Series Surface Vertical	\$1,837	2,257	2,487	2,257	2,763	3,336	3,531	4,132	N/A	N/A	N/A	2,019	2,096	2,147	N/A	2,237
2001 W (exit only cover plate)	\$1,990	2,410	2,640	2,410	2,916	3,489	3,684	4,285	N/A	N/A	N/A	2,172	2,249	2,300	N/A	2,390
2001 C (exit only cover plate)	\$1,997	2,417	2,647	2,417	2,923	3,496	3,691	4,292	N/A	N/A	N/A	2,179	2,256	2,307	N/A	2,397
2001 D (blank escutcheon)	\$2,074	2,494	2,724	2,494	3,000	3,573	3,768	4,369	N/A	N/A	N/A	2,256	2,333	2,384	N/A	2,474
2002 C (dummy pull)	\$2,426	2,846	3,076	2,846	3,352	3,925	4,120	4,721	N/A	N/A	N/A	2,608	2,685	2,736	N/A	2,826
2002 D (dummy lever*)	\$2,106	2,526	2,756	2,526	3,032	3,605	3,800	4,401	N/A	N/A	N/A	2,288	2,365	2,416	N/A	2,506
2002 Z (vandal pull)	\$2,426	2,846	3,076	2,846	3,352	3,925	4,120	4,721	N/A	N/A	N/A	2,608	2,685	2,736	N/A	2,826
2003 W (key retracts latch)	\$1,997	2,417	2,647	2,417	2,923	3,496	3,691	4,292	N/A	N/A	N/A	2,179	2,256	2,307	N/A	2,397
2003 WS (key retracts latch)	\$1,982	2,402	2,632	2,402	2,908	3,481	3,676	4,277	N/A	N/A	N/A	2,164	2,241	2,292	N/A	2,382
2003 C (key retracts latch pull)	\$2,249	2,669	2,899	2,669	3,175	3,748	3,943	4,544	N/A	N/A	N/A	2,431	2,508	2,559	N/A	2,649
2003 Z (vandal pull)	\$2,249	2,669	2,899	2,669	3,175	3,748	3,943	4,544	N/A	N/A	N/A	2,431	2,508	2,559	N/A	2,649
2008 D (lever trim*)	\$2,327	2,747	2,977	2,747	3,253	3,826	4,021	4,622	N/A	N/A	N/A	2,509	2,586	2,637	N/A	2,727
2009 D (lever trim* - locked when key removed)	\$2,327	2,747	2,977	2,747	3,253	3,826	4,021	4,622	N/A	N/A	N/A	2,509	2,586	2,637	N/A	2,727
2014 D (lever trim* passage)	\$2,327	2,747	2,977	2,747	3,253	3,826	4,021	4,622	N/A	N/A	N/A	2,509	2,586	2,637	N/A	2,727
20 EU (electric lock/unlock)	\$2,775	3,195	3,425	3,195	3,701	4,274	4,469	5,070	N/A	N/A	N/A	2,957	3,034	3,085	N/A	3,175

30 Series Mortise Device (device only)	\$1,722	2,142	N/A	2,142	2,648	N/A	3,416	4,017	2,032	N/A	N/A	1,904	1,981	2,032	N/A	2,122
3001 WM (exit only - cover plate)	\$1,875	2,295	N/A	2,295	2,801	N/A	3,569	4,170	2,185	N/A	N/A	2,057	2,134	2,185	N/A	2,275
3001 CM (exit only - cover plate)	\$1,882	2,302	N/A	2,302	2,808	N/A	3,576	4,177	2,192	N/A	N/A	2,064	2,141	2,192	N/A	2,282
3001 DM (blank escutcheon)	\$1,959	2,379	N/A	2,379	2,885	N/A	3,653	4,254	2,269	N/A	N/A	2,141	2,218	2,269	N/A	2,359
3002 CM (dummy pull)	\$1,991	2,411	N/A	2,411	2,917	N/A	3,685	4,286	2,301	N/A	N/A	2,173	2,250	2,301	N/A	2,391
3002 DM (dummy lever*)	\$1,882	2,302	N/A	2,302	2,808	N/A	3,576	4,177	2,192	N/A	N/A	2,064	2,141	2,192	N/A	2,282
3003 WM (key retracts latch)	\$2,134	2,554	N/A	2,554	3,060	N/A	3,828	4,429	2,444	N/A	N/A	2,316	2,393	2,444	N/A	2,534
3003 CM (key retracts latch pull)	\$2,134	2,554	N/A	2,554	3,060	N/A	3,828	4,429	2,444	N/A	N/A	2,316	2,393	2,444	N/A	2,534
3008 DM (lever trim*)	\$2,212	2,632	N/A	2,632	3,138	N/A	3,906	4,507	2,522	N/A	N/A	2,394	2,471	2,522	N/A	2,612
3009 DM (lever trim* -locked when key removed)	\$2,212	2,632	N/A	2,632	3,138	N/A	3,906	4,507	2,522	N/A	N/A	2,394	2,471	2,522	N/A	2,612
3010 DM (lever trim*double cylinder)	\$2,391	2,811	N/A	2,811	3,317	N/A	4,085	4,686	2,701	N/A	N/A	2,573	2,650	2,701	N/A	2,791
3014 DM (lever trim* passage)	\$2,212	2,632	N/A	2,632	3,138	N/A	3,906	4,507	2,522	N/A	N/A	2,394	2,471	2,522	N/A	2,612
30 EUxDM (electric lock/unlock)	\$2,660	3,080	N/A	3,080	3,586	N/A	4,354	4,955	2,970	N/A	N/A	2,842	2,919	2,970	N/A	3,060

EASY PRICE REFERENCE CHART CONT'D ON PAGE 59

ADVANTEX® EASY PRICE REFERENCE CHART (cont'd.)

Advantex

Model	630	EA	EBxW	ED	ER	ERxW	EE	EExER	EI	ES	LX	EX	EXxW	EXV	LXV	EXVxW
	Base Price															
40 Series Narrow Rim (device only)	\$1,333	\$420	\$650	\$420	\$926	\$1,499	\$1,694	\$2,295	\$310	\$265	\$196	\$182	\$259	\$310	\$330	\$400
4001 CN (exit only cover plate)	\$1,486	1,753	N/A	1,753	2,259	2,832	3,027	3,628	1,643	1,598	1,529	1,515	1,592	1,643	1,663	1,733
4001DN (blank escutcheon)	\$1,570	1,906	N/A	1,906	2,412	2,985	3,180	3,781	1,796	1,751	1,682	1,668	1,745	1,796	1,816	1,886
4002 CN (dummy pull)	\$1,602	1,990	N/A	1,990	2,496	3,069	3,264	3,865	1,880	1,835	1,766	1,752	1,829	1,880	1,900	1,970
4002 DN (dummy trim*)	\$1,478	2,022	N/A	2,022	2,528	3,101	3,296	3,897	1,912	1,867	1,798	1,784	1,861	1,912	1,932	2,002
4003 WS (key retracts latch)	\$1,745	1,898	N/A	1,898	2,404	2,977	3,172	3,773	1,788	1,743	1,674	1,660	1,737	1,788	1,808	1,878
4003 CN (key retracts latch pull)	\$1,745	2,165	N/A	2,165	2,671	3,244	3,439	4,040	2,055	2,010	1,941	1,927	2,004	2,055	2,075	2,145
4008 DN (lever trim*)	\$1,823	2,165	N/A	2,165	2,671	3,244	3,439	4,040	2,055	2,010	1,941	1,927	2,004	2,055	2,075	2,145
4009 DN (lever trim* - locked when key removed)	\$1,823	2,243	N/A	2,243	2,749	3,322	3,517	4,118	2,133	2,088	2,019	2,005	2,082	2,133	2,153	2,223
4014 DN (lever trim* passage)	\$1,823	2,243	N/A	2,243	2,749	3,322	3,517	4,118	2,133	2,088	2,019	2,005	2,082	2,133	2,153	2,223
40 EU2W (electric lock/unlock)	\$2,271															
	\$2,691	2,691	N/A	2,691	3,197	3,770	3,965	4,566	2,581	2,536	2,467	2,453	2,530	2,581	2,601	2,671

*lever design specify S, T, or U

50/51 Series Narrow Surface Vertical Rod (device only)																
5001 CN (exit only cover plate)	\$2,157	2,424	N/A	2,424	2,930	3,503	3,698	4,299	N/A	N/A	N/A	2,186	2,263	2,314	N/A	2,404
5001 DN (blank escutcheon)	\$2,241	2,577	N/A	2,577	3,083	3,656	3,851	4,452	N/A	N/A	N/A	2,339	2,416	2,467	N/A	2,557
5002 CN (dummy pull)	\$2,273	2,661	N/A	2,661	3,167	3,740	3,935	4,536	N/A	N/A	N/A	2,423	2,500	2,551	N/A	2,641
5002 DN (dummy lever*)	\$2,149	2,693	N/A	2,693	3,199	3,772	3,967	4,568	N/A	N/A	N/A	2,455	2,532	2,583	N/A	2,673
5003 WS (key retracts latch)	\$2,416	2,569	N/A	2,569	3,075	3,648	3,843	4,444	N/A	N/A	N/A	2,331	2,408	2,459	N/A	2,549
5003 CN (key retracts latch pull)	\$2,416	2,836	N/A	2,836	3,342	3,915	4,110	4,711	N/A	N/A	N/A	2,598	2,675	2,726	N/A	2,816
5008 DN (lever trim*)	\$2,494	2,836	N/A	2,836	3,342	3,915	4,110	4,711	N/A	N/A	N/A	2,598	2,675	2,726	N/A	2,816
5009 DN (lever trim* - locked when key removed)	\$2,494	2,914	N/A	2,914	3,420	3,993	4,188	4,789	N/A	N/A	N/A	2,676	2,753	2,804	N/A	2,894
5014 DN (lever trim* passage)	\$2,494	2,914	N/A	2,914	3,420	3,993	4,188	4,789	N/A	N/A	N/A	2,676	2,753	2,804	N/A	2,894
50EU2W (electric lock/unlock)	\$2,942	3,362	N/A	3,362	3,868	4,441	4,636	5,237	N/A	N/A	N/A	3,124	3,201	3,252	N/A	3,342

60/61 Series Narrow Concealed Vertical Rod for																
6002 WP (dummy pull)	\$2,375	2,586	N/A	2,586	3,092	N/A	3,860	4,461	N/A	N/A	2,362	2,348	N/A	2,476	N/A	N/A
6002 DNV (dummy lever*)	\$2,462	2,795	N/A	2,795	3,301	N/A	4,069	4,670	N/A	N/A	2,571	2,557	N/A	2,685	N/A	N/A
6003 R (key retracts latch)	\$2,652	2,882	N/A	2,882	3,388	N/A	4,156	4,757	N/A	N/A	2,658	2,644	N/A	2,772	N/A	N/A
6008 DNV (lever trim*)	\$2,699	3,072	N/A	3,072	3,578	N/A	4,346	4,947	N/A	N/A	2,848	2,834	N/A	2,962	N/A	N/A
6009 DNV (lever trim* - locked when key removed)	\$2,699	3,119	N/A	3,119	3,625	N/A	4,393	4,994	N/A	N/A	2,895	2,881	N/A	3,009	N/A	N/A
6014 DNV (lever trim* passage)	\$2,699	3,119	N/A	3,119	3,625	N/A	4,393	4,994	N/A	N/A	2,895	2,881	N/A	3,009	N/A	N/A

62/63 Series Narrow Concealed Vertical Rod for																
6201 CNV (exit only cover plate)	\$2,347	2,586	N/A	2,586	3,092	N/A	3,860	4,461	N/A	N/A	2,362	2,348	N/A	2,476	N/A	N/A
6202 CNV (dummy pull)	\$2,435	2,767	N/A	2,767	3,273	N/A	4,041	4,642	N/A	N/A	2,543	2,529	N/A	2,657	N/A	N/A
6202 WP (dummy pull)	\$2,375	2,855	N/A	2,855	3,361	N/A	4,129	4,730	N/A	N/A	2,631	2,617	N/A	2,745	N/A	N/A
6202 DNV (dummy lever*)	\$2,545	2,795	N/A	2,795	3,301	N/A	4,069	4,670	N/A	N/A	2,571	2,557	N/A	2,685	N/A	N/A
6203 R (key retracts latch)	\$2,462	2,965	N/A	2,965	3,471	N/A	4,239	4,840	N/A	N/A	2,741	2,727	N/A	2,855	N/A	N/A
6203 CNV (key retracts latch pull)	\$2,652	2,882	N/A	2,882	3,388	N/A	4,156	4,757	N/A	N/A	2,658	2,644	N/A	2,772	N/A	N/A
6208 DNV (lever trim*)	\$2,699	3,072	N/A	3,072	3,578	N/A	4,346	4,947	N/A	N/A	2,848	2,834	N/A	2,962	N/A	N/A
6209 DNV (lever trim* - locked when key removed)	\$2,699	3,119	N/A	3,119	3,625	N/A	4,393	4,994	N/A	N/A	2,895	2,881	N/A	3,009	N/A	N/A
6214 DNV (lever trim* passage)	\$2,699	3,119	N/A	3,119	3,625	N/A	4,393	4,994	N/A	N/A	2,895	2,881	N/A	3,009	N/A	N/A

EASY PRICE REFERENCE CHART CONT'D ON PAGE 60

Model	630 Base Price	EA	EBXW	ED	ER	ERXW	EE	EEEXR	EI	ES	LX	EX	EXXW	EXV	LXV	EXXV
		\$420	\$650	\$420	\$926	\$1,499	\$1,694	\$2,295	\$310	\$265	\$196	\$182	\$259	\$310	\$330	\$400
70/71 Series Concealed Vertical Rod for Wood Doors (device only)																
7001 CV (exit only cover plate)	\$2,291	2,711	N/A	2,711	3,217	N/A	3,985	4,586	N/A	N/A	2,487	2,473	N/A	2,601	N/A	N/A
7002 CV (dummy pull)	\$2,379	2,799	N/A	2,799	3,305	N/A	4,073	4,674	N/A	N/A	2,575	2,561	N/A	2,689	N/A	N/A
7002 WP (dummy pull)	\$2,319	2,739	N/A	2,739	3,245	N/A	4,013	4,614	N/A	N/A	2,515	2,501	N/A	2,629	N/A	N/A
7002 DV (dummy lever*)	\$2,428	2,848	N/A	2,848	3,354	N/A	4,122	4,723	N/A	N/A	2,624	2,610	N/A	2,738	N/A	N/A
7003 WSV (key retracts latch)	\$2,333	2,753	N/A	2,753	3,259	N/A	4,027	4,628	N/A	N/A	2,529	2,515	N/A	2,643	N/A	N/A
7003 CV (key retracts latch pull)	\$2,554	2,974	N/A	2,974	3,480	N/A	4,248	4,849	N/A	N/A	2,750	2,736	N/A	2,864	N/A	N/A
7008 DV (lever trim*)	\$2,630	3,050	N/A	3,050	3,556	N/A	4,324	4,925	N/A	N/A	2,826	2,812	N/A	2,940	N/A	N/A
7009 DV (lever trim* - locked when key removed)	\$2,630	3,050	N/A	3,050	3,556	N/A	4,324	4,925	N/A	N/A	2,826	2,812	N/A	2,940	N/A	N/A
7014 DV (lever trim* passage)	\$2,630	3,050	N/A	3,050	3,556	N/A	4,324	4,925	N/A	N/A	2,826	2,812	N/A	2,940	N/A	N/A
70 EUV (electric lock/unlock)	\$3,179	3,599	N/A	3,599	4,105	N/A	4,873	5,474	N/A	N/A	3,375	3,361	N/A	3,489	N/A	N/A

80/81 Series Concealed Vertical Rod for Hollow Metal Doors (device only)																
8001 CV (exit only cover plate)	\$2,291	2,711	2,941	2,711	3,217	3,790	3,985	4,586	N/A	N/A	2,487	2,473	N/A	2,601	N/A	N/A
8002 CV (dummy pull)	\$2,379	2,799	3,029	2,799	3,305	3,878	4,073	4,674	N/A	N/A	2,575	2,561	N/A	2,689	N/A	N/A
8002 WP (dummy pull)	\$2,319	2,739	2,969	2,739	3,245	3,818	4,013	4,614	N/A	N/A	2,515	2,501	N/A	2,629	N/A	N/A
8002 DV (dummy lever*)	\$2,428	2,848	3,078	2,848	3,354	3,927	4,122	4,723	N/A	N/A	2,624	2,610	N/A	2,738	N/A	N/A
8003 WSV (key retracts latch)	\$2,333	2,753	2,983	2,753	3,259	3,832	4,027	4,628	N/A	N/A	2,529	2,515	N/A	2,643	N/A	N/A
8003 CV (key retracts latch pull)	\$2,554	2,974	3,204	2,974	3,480	4,053	4,248	4,849	N/A	N/A	2,750	2,736	N/A	2,864	N/A	N/A
8008 DV (lever trim*)	\$2,630	3,050	3,280	3,050	3,556	4,129	4,324	4,925	N/A	N/A	2,826	2,812	N/A	2,940	N/A	N/A
8009 DV (lever trim* - locked when key removed)	\$2,630	3,050	3,280	3,050	3,556	4,129	4,324	4,925	N/A	N/A	2,826	2,812	N/A	2,940	N/A	N/A
8014 DV (lever trim* passage)	\$2,630	3,050	3,280	3,050	3,556	4,129	4,324	4,925	N/A	N/A	2,826	2,812	N/A	2,940	N/A	N/A
80 EUV (electric lock/unlock)	\$3,179	3,599	3,829	3,599	4,105	4,678	4,873	5,474	N/A	N/A	3,375	3,361	N/A	3,489	N/A	N/A

82/83 Series Concealed Vertical Rod for Hollow Metal Doors (device only)																
8201 CV (exit only cover plate)	\$2,291	2,711	2,941	2,711	3,217	3,790	3,985	4,586	N/A	N/A	2,487	2,473	N/A	2,601	N/A	N/A
8202 CV (dummy pull)	\$2,379	2,799	3,029	2,799	3,305	3,878	4,073	4,674	N/A	N/A	2,575	2,561	N/A	2,689	N/A	N/A
8202 WP (dummy pull)	\$2,319	2,739	2,969	2,739	3,245	3,818	4,013	4,614	N/A	N/A	2,515	2,501	N/A	2,629	N/A	N/A
8202 DV (dummy lever*)	\$2,428	2,848	3,078	2,848	3,354	3,927	4,122	4,723	N/A	N/A	2,624	2,610	N/A	2,738	N/A	N/A
8203 WSV (key retracts latch)	\$2,333	2,753	2,983	2,753	3,259	3,832	4,027	4,628	N/A	N/A	2,529	2,515	N/A	2,643	N/A	N/A
8203 CV (key retracts latch pull)	\$2,554	2,974	3,204	2,974	3,480	4,053	4,248	4,849	N/A	N/A	2,750	2,736	N/A	2,864	N/A	N/A
8208 DV (lever trim*)	\$2,630	3,050	3,280	3,050	3,556	4,129	4,324	4,925	N/A	N/A	2,826	2,812	N/A	2,940	N/A	N/A
8209 DV (lever trim* - locked when key removed)	\$2,630	3,050	3,280	3,050	3,556	4,129	4,324	4,925	N/A	N/A	2,826	2,812	N/A	2,940	N/A	N/A
8214 DV (lever trim* passage)	\$2,630	3,050	3,280	3,050	3,556	4,129	4,324	4,925	N/A	N/A	2,826	2,812	N/A	2,940	N/A	N/A
82 EUV (electric lock/unlock)	\$3,179	3,599	3,829	3,599	4,105	4,678	4,873	5,474	N/A	N/A	3,375	3,361	N/A	3,489	N/A	N/A

*lever design specify S, T, or U

00 Series Dummy Exit Device																
0000 (wide stile rail)	\$612	N/A	N/A	N/A	N/A	N/A	N/A	N/A	N/A	N/A	N/A	N/A	N/A	N/A	N/A	N/A
0500xEC2 (narrow stile rail)	\$764	N/A	N/A	N/A	N/A	N/A	N/A	N/A	N/A	N/A	N/A	N/A	N/A	N/A	N/A	N/A
01 (wide stile with active pushpad)	\$764	N/A	N/A	N/A	N/A	N/A	N/A	N/A	N/A	N/A	N/A	N/A	N/A	N/A	N/A	N/A
04 (narrow stile with active pushpad)	\$871	N/A	N/A	N/A	N/A	N/A	N/A	N/A	N/A	N/A	N/A	1,053	1,130	1,181	N/A	1,271
0101C	\$891	N/A	N/A	N/A	N/A	N/A	N/A	N/A	N/A	N/A	N/A	1,073	1,150	1,201	N/A	1,291
0101W	\$909	N/A	N/A	N/A	N/A	N/A	N/A	N/A	N/A	N/A	N/A	1,091	1,168	1,219	N/A	1,309
0102C	\$968	N/A	N/A	N/A	N/A	N/A	N/A	N/A	N/A	N/A	N/A	1,150	1,227	1,278	N/A	1,368
0102D	\$1,161	N/A	N/A	N/A	N/A	N/A	N/A	N/A	N/A	N/A	N/A	1,343	1,420	1,471	N/A	1,561
0401CN	\$1,007	N/A	N/A	N/A	N/A	N/A	N/A	N/A	N/A	N/A	N/A	1,189	1,266	1,317	N/A	1,407
0402CN	\$1,073	N/A	N/A	N/A	N/A	N/A	N/A	N/A	N/A	N/A	N/A	1,255	1,332	1,383	N/A	1,473
0402DN	\$1,266	N/A	N/A	N/A	N/A	N/A	N/A	N/A	N/A	N/A	N/A	1,448	1,525	1,576	N/A	1,666

NOTES

SIF-EA - Electric Slide-In Filler Kit		Finishes:	628, 630, 693, 695	606, 612	605, 611, 613, 629
SIF-EA	Exit Alarm 9VDC/12VAC with remote signal and remote bypass	36" Device	\$420	\$479	\$506
		48" Device	\$420	\$479	\$506
Kit Includes: End Cap Bracket with Battery Clip, 9V Battery, Warning Sign (ECL-561)					
NOTE: YOU MUST SPECIFY THE DEVICE SERIES, DOGGING, STILE, STRIKE, SIZE AND FINISH WHEN ORDERING.					
Options					
KS	Key Stop Kit				\$4
SIF-HD-CD-LD Slide-In Filler Kits		Finishes:	628, 630, 693, 695	606, 612	605, 611, 613, 629
SIF-LD-36	Less Dogging Slide-In Filler	36" Device	\$125	\$185	\$212
SIF-LD-48	Less Dogging Slide-In Filler	48" Device	\$125	\$185	\$212
SIF-HD-36	Hex Key Dogging Slide-In Filler	36" Device	\$149	\$208	\$249
SIF-HD-48	Hex Key Dogging Slide-In Filler	48" Device	\$149	\$208	\$249
SIF-CD-36	Cylinder Dogging Slide-In Filler	36" Device	\$149	\$208	\$249
SIF-CD-48	Cylinder Dogging Slide-In Filler	48" Device	\$149	\$208	\$249
NOTE: YOU MUST SPECIFY THE DEVICE SERIES, DOGGING, STILE, STRIKE, SIZE, ENDCAP (EC1/EC2) AND FINISH WHEN ORDERING.					
Strikes		Finishes:	628, 630, 693, 695	606, 612	605, 611, 613, 629
90	Non-Handed Curved Lip Strike (for 30 Series Devices)		\$27	\$33	\$33
91	ANSI Flat Lip Strike (for 30 Series Devices)		\$27	\$47	\$47
92	Double Door Short Open Back Strike (for 30 Series Devices)		\$89	\$99	\$99
93	Double Door Long Open Back Strike (for 30 Series Devices)		\$89	\$143	\$143
94	Double Door Strike Kit with Tamper-Resistant and Standard Fasteners (No security driver required)				\$57
95T	Top Strike (for 60/61/62/63/70/71/80/81/82/83 Series Devices)				\$72
95B	Bottom Strike (for 60/62/70/80/82 Series Devices)				\$33
96 Top	Surface Non-Roller Strike (for 50/51 Series Devices)				\$30
96B Bottom	Dust Proof Strike (for 50 Series Devices)				\$36
97 Top	Surface Non-Roller Strike (for 20/21 Series Devices)				\$30
97 Bottom	Dust Proof Strike (for 20 Series Devices)				\$36
98	Semi-Mortise Strike (for 10/40 Series Devices)				\$42
99	Surface Non-Roller Strike (for 10/40 Series Devices)				\$35
SHK1	Strike Hook Kit (1 per package)				\$16
Hex Dogging Key					Price
HDK	Hex Dogging Key				\$3
Surface Vertical Rod Conversion Kit		Finishes:	630, 693, 695	606, 612	605, 611, 613, 629
SVRK-8-X	Converts 7-foot rods to 8-foot rods		\$159	\$279	\$349
SVRK-10-X	Converts 7-foot rods to 10-foot rods		\$379	\$379	\$399

PARTS/ACCESSORIES CONT'D ON PAGE 63

Sex Nuts - Security Screws - Security Bits		Price		
SN1	Sex Nut Kit - 1/4"-20 (2 per package)* - Specify Finishes: 606, 613, 630	\$16		
SSK1	Torx® Security Screw Kit for Rim Exit Device, Stainless Steel only, incl. Torx® bits	\$38		
SSK2	Torx® Security Screw Kit for SVR Exit Device, Stainless Steel only, incl. Torx® bits	\$48		
TT10	Torx® driver tip for 6-32 undercut FH screws	\$8		
TT15	Torx® driver tip for 6-32 FH screws	\$8		
TT25	Torx® driver tip for 10-32 FH screws	\$8		
TT27	Torx® driver tip for 1/4" and #14 screws	\$8		
* Devices may require more than 1 Kit - For more information refer to Advantex device page in price list				
Glass Bead Kits				
GB1	Glass Bead Kit - 10 Series/70 Series/80 Series	\$68		
GB2	Glass Bead Kit - 40 Series/60 Series	\$68		
GB3	Glass Bead Kit - 20 Series 7-foot height	\$309		
GB4	Glass Bead Kit - 21 Series 7-foot height	\$168		
GB5	Glass Bead Kit - 50 Series 7-foot height	\$309		
GB6	Glass Bead Kit - 51 Series 7-foot height	\$168		
GB7	Glass Bead Kit - 20 Series 8-foot height	\$368		
GB8	Glass Bead Kit - 21 Series 8-foot height	\$268		
GB9	Glass Bead Kit - 50 Series 8-foot height	\$368		
GB10	Glass Bead Kit - 51 Series 8-foot height	\$268		
GB11	Glass Bead Kit - 20 Series 10-foot height	\$388		
GB12	Glass Bead Kit - 21 Series 10-foot height	\$288		
GB13	Glass Bead Kit - 50 Series 10-foot height	\$388		
GB14	Glass Bead Kit - 51 Series 10-foot height	\$288		
GB16	Glass Bead Kit - 30 series	\$68		
Cylinders		(NOT Factory Installed in device)	(Factory Installed in device)	
MC65	Mortise Cylinder, Schlage "C" Keyway, 1-1/8" 6-pin, Keyed 5-pin - Specify Finish	\$30	\$60	
IC7	7-pin SFIC Mortise Cylinder Housing (Core not included)	\$30	\$60	
IC7R	7-pin SFIC Rim Cylinder Housing (Core not included)	\$30	\$60	
RC65	Rim Cylinder, Schlage "C" Keyway, 6-pin, Keyed 5-pin (Also known as ECL-445K) - Specify Finish	\$30	\$60	
Cylinder Collars and Accessories		Finishes:	606, 612, 626, 630	605, 613, 629, 693, 695
CCL	Cylinder Collar, Long 11/16" - Specify Finish		\$30	\$42
CCS	Cylinder Collar, Short 7/16" - Specify Finish		\$30	\$42
CBK	Cylinder Bracket Kit (for rim cylinder used with other manufacturers' trim)			\$30
CAK	Cylinder Anchor Kit (for use with 60 Series Concealed Vertical Rods)			\$40
Shaft Extension Kits				
SE-2	Shaft Extension Kit for Lever Trims for 2 - 2-1/2" thick door			\$55
SE-25	Shaft Extension Kit for Lever Trims for 2-1/8 - 2-3/4" thick door			\$55
SE-3	Shaft Extension Kit for Lever Trims for 2-5/8 - 3-1/4" thick door			\$88
SE-35	Shaft Extension Kit for Lever Trims for 3-1/8 - 3-3/4" thick door			\$88
SE-4	Shaft Extension Kit for Lever Trims for 3-5/8 - 4-1/4" thick door			\$88
SE-65	Shaft Extension Kit for Lever Trims for 6 - 6-5/8" thick door			\$88

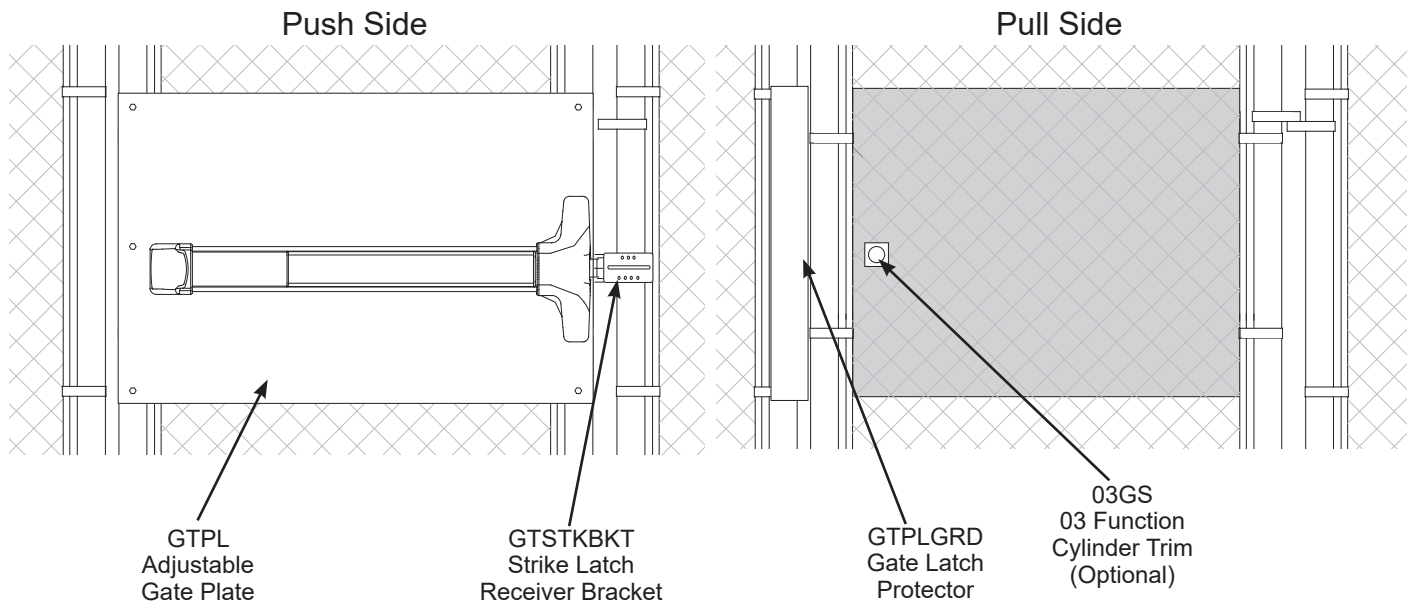
PARTS/ACCESSORIES CONT'D ON PAGE 64

Flex Conduit Kits, Armored Loops and Power Transfers		Price
FCA-X	Flex Conduit Kit (3') includes conduit, ramped endcap and fittings (X= Specify finish - 605, 606, 611, 612, 613, 629, or 630)	\$155
AL18	Surface Mount Armor Loop - 18" (Aluminum Finish)	\$69
JB1	Junction Box - Flex Conduit Kit (for EM Maglock)	\$150
PT-5	Power Transfer	\$134
EWH8-626	Electric Hinge	\$329
Endcaps		
EC1	Ramped Endcap Heavy Duty (Specify Finish) 630 Finish	\$75
	All other Finishes (605, 606, 612, 613 or 629)	\$149
EC2	Flush Endcap (Specify finish)	\$69
EC2FC	Flush Endcap with Flex Conduit Fitting (Specify finish - 605, 606, 611, 612, 629, 630, 693, 695, 613)	\$86
Through Bolt Mounting Plates		
TMP1	Through Bolt Mounting Plate (Top only SVR Kit)	\$30
TMP2	Through Bolt Mounting Plate (Top and bottom SVR Kit)	\$50
Delayed Egress Peel & Stick Door Signage Chart		
PUSH UNTIL ALARM SOUNDS - DOOR CAN BE OPENED IN XX SECONDS		PUSH UNTIL ALARM SOUNDS DOOR CAN BE OPENED IN 15 SECONDS
ECL-395	English - 15 Second - Red (Standard)	\$13
ECL-395-1	English - 30 Second - Red	\$13
ECL-395-2	French/Canadian - 15 Second - Red	\$13
ECL-395-3	French/Canadian - 30 Second - Red	\$13
ECL-395-4	Spanish - 15 Second - Red	\$13
ECL-395-5	Spanish - 30 Second - Red	\$13
ECL-395-6	French - 15 Second - Green	\$13
ECL-395-7	French - 30 Second - Green	\$13
ECL-395-8	German - 15 Second - Green	\$13
ECL-395-9	German - 30 Second - Green	\$13
ECL-395-10	Chinese - 15 Second - Red	\$13
ECL-395-11	Chinese - 30 Second - Red	\$13
ECL-395-12	English European - 15 Second - Red	\$13
ECL-395-13	English European - 30 Second - Red	\$13
Peel & Stick Door Sign		
PUSH TO OPEN - ALARM WILL SOUND		PUSH TO OPEN ALARM WILL SOUND
101802-1	English - Green	\$15
101802-2	French - Green	\$15
101802-3	German - Green	\$15
101802-4	Chinese - Red	\$15
101802-5	Spanish - Red	\$15
101802-6	French/Canadian - Red	\$15
Delayed Egress Outdoor Signage Chart		
PUSH UNTIL ALARM SOUNDS - DOOR CAN BE OPENED IN 15/30 SECONDS		PUSH UNTIL ALARM SOUNDS DOOR CAN BE OPENED IN 15 SECONDS
101906	English - 15 Second (Metal Sign - Non-Adhesive)	\$75
101906-1	English - 30 Second (Metal Sign - Non-Adhesive)	\$75

PARTS/ACCESSORIES CONT'D ON PAGE 65

MODEL NO.	DESCRIPTION	PRICE
GTPLKIT	Gate Plate Kit - Includes Gate Latch Protector (GTPLGRD), GTSTKBKT (Strike Latch Receiver Bracket), GTPL (Adjustable Gate Plate)	\$675

MODEL NO.	DESCRIPTION	PRICE
GTPL	Adjustable Gate Plate - Fits Single Gates 32" - 52" wide Fits square or round gate frames Plate comes without mounting holes for device	\$429
GTSTKBKT	Strike Latch Receiver Bracket	\$159
GTPLGRD	Gate Latch Protector	\$109
03GS	Optional 03 function cylinder trim used on gates (Rim Cylinder sold separately)	\$99
08GSN	Spacer for Narrow Lever Trim	\$119



EXIT DEVICE SOLD SEPARATELY

For more information, see Advantex weatherized exit devices

VALUE SERIES® V40 SERIES (RIM)

RATING

For no rating, leave blank
 "H" = Hurricane
 "F" = Fire Rated (Less/No Dogging Only)
 "FH" = Hurricane and Fire Rated

OUTSIDE TRIM FINISH

626 = Brushed chrome (DWS trims)
 628 = Brushed Aluminum (P/PN trims)
 689 = Aluminum (BN/A/AN trims)
 693 = Black, powder coated (BN/A/AN trims)
 711 = Black, Aluminum (P/PN trims)

DOGGING FUNCTION

LD = Less/No dogging
 HD = Hex key dogging
 CD = Cylinder key dogging

PRE-INSTALLED CYLINDERS

If cylinders provided by others, leave blank
 MC65 = Mortise Cylinder(s) Spint/Keyed 5
 IC7 = Mortise Cylinder(s) SFIC housing
 IK7 = Mortise Cylinder(s) Instakey housing
 RC65 = Rim Cylinder(s) Spint/Keyed 5
 IC7R = Rim Cylinder(s) SFIC housing
 IK7R = Rim Cylinder(s) Instakey housing

PUSHPAD COLOR

Contact factory for other languages and colors
 BLK = Black
 RWE = Red Pushpad / White English Lettering

FASTENERS

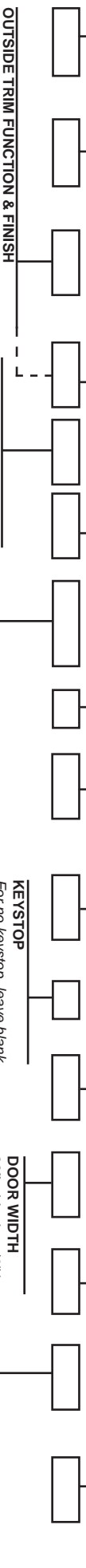
For Standard machine, wood & self-drilling screws, leave blank
 SN1 = Sex Nuts/
 Throughbolts (Hurricane rated hardware includes sex nuts for latch bolt)

SERIES TYPE

V40 = Rim device, wide stile
 V40XW = Weatherized Rim device, wide stile (non-electrified)
 V40XNS = Rim device, narrow stile
 V40XNSXW = Weatherized Rim device, narrow stile (non-electrified)

DEVICE FINISH

628 = Brushed Aluminum*
 711 = Black, Aluminum



OUTSIDE TRIM FUNCTION & FINISH

01P = Exit only, blank plate
 03P = Key retracts latch
 01PN = Exit only, blank plate; narrow trim
 03PN = Key retracts latch; narrow trim
 03WS = Key retracts latch
 02A = Dummy pull
 03A = Key retracts pull; pull trim
 02AN = Dummy pull; narrow trim
 03AN = Key retracts pull - pull trim; narrow trim
 02BN = Dummy lever; narrow trim
 08BN = Active lever, key locks/unlocks lever; narrow trim (handed) (classroom)
 09BN = Lever trim active by key, locked when key removed; narrow trim (handed) (storeroom)
 14BN = Active lever, no key cylinder; narrow trim (handed) (passage)
 02D2W = Dummy lever; wide trim (two posts for use with narrow head device)
 08D2W = Active lever, key locks/unlocks lever; wide trim (two posts for use with narrow head device) (classroom)
 09D2W = Lever trim active by key, locked when key removed; wide trim (two posts for use with narrow head device)
 14D2W = Active lever, no key cylinder; wide trim (two posts for use with narrow head device) (storeroom)
 EU2W = Electric lock/unlock; wide trim (two posts for use with narrow head device) - 24VDC & Fail Secure (FSE) Std. - Specify handing (not field reversible). For 12VDC, specify VDC. For Fail Safe specify FSA
 CBK = Cylinder Bracket Kit, 03 only, plate & pull handle by others required

DOOR HANDLING

RHR = Right hand reverse*
 LHR = Left hand reverse

ELECTRIFIED FUNCTION

For no electrified function, leave blank

Standard

Select Arming Time and Auto Rearm
 EA = Hardwired Elec. Alarm
 EB = Elec. Alarm with Battery
 ED = Elec. Dogging
 EX = Request To Exit (Signal) Switch
 EXV = Request To Exit (Current) Switch
 EI = Elec. Integration (logic controller required)
 ES = Elec. Switching (dead latch & OKC switches)

Weatherized Alarms

Select Arming Time and Auto Rearm
 EBXW = Elec. Battery Operated Exit Alarm Weatherized

Weatherized Others

ERXW = Elec. Latch Retraction (silencer standard)
 EXXW = Request To Exit (Signal) Switch Weatherized
 EXVXW = Request To Exit (Current) Switch Weatherized
 WDE = Weatherized Delayed Egress (see EasyKits)

KEYSTOP

For no keystop, leave blank
 KS = Key Stop (Available with EA, EBXW, EE, EI functions)

DOOR WIDTH

36" wide door (3")*
 48" wide door (4")

FLEX CONDUIT

FC = End Cap with Flex Conduit

Delayed Egress
 Select Arming Delay, Delayed Egress Time and Silent Arming
 EE = Delayed Egress
 Delayed Egress Only (EE)
 Comes standard with 90-800 power supply
 Single = (1) 90-800 w/o bat backup
 Pair = (1) 90-800 w/o bat backup

Latch Retraction Only (ER & ERXW) (Sold Separately)
 Single = 81-800
 Pair = 82-800
 2 Single = 83-800

NOTE: * = default/standard

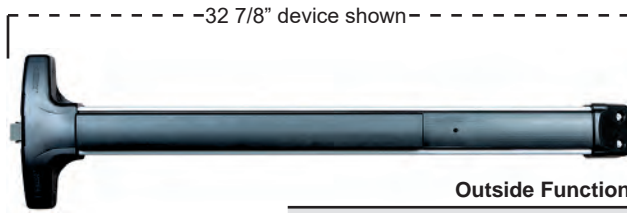
Fire-rated trims must be Fail Safe (FSA)
 All fire-rated devices Less Dogging/fail safe

Also see online version at
detex.com/hto

November 29, 2016

NOTES

V40 RIM EXIT DEVICE FOR HOLLOW METAL AND WIDE STILE DOORS



Outside Function	Device	Baseplate Finish		
		628 (Std.) Aluminum	711 Black	
Device Only - Exit Only	V40	\$375	\$385	
Device/Function/Trim				
Device with pull trim	01 Cover Plate	V4001P	\$458	\$468
		V4001PN	\$458	\$468
	02 Dummy Pull Trim	V4002A	\$468	\$478
		V4002AN	\$468	\$478
		V4002WP	\$584	N/A
	03 Key Retracts Latch pull trim	V4003P	\$458	\$468
		V4003PN	\$458	\$468
	03 Key Retracts Latch cylinder trim	V4003WS	\$520	\$573
	03 Key Retracts Latch Pull Trim	V4003A	\$468	\$478
		V4003AN	\$468	\$478
Device with lever trim	02 Dummy Lever	V4002D2W	\$787	\$834
	08 Key Locks/Unlocks Lever	V4008BN	\$646	\$656
		V4008D2W	\$865	\$913
	09 Lever Trim Active by Key; Locked when key removed	V4009BN	\$646	\$656
		V4009D2W	\$865	\$913
	14 Lever Always Active	V4014BN	\$646	\$656
		V4014D2W	\$865	\$913
	EU Electric Lock/Unlock	V40EU2W	\$1,388	\$1,398

Special Note: Specify EU2W trim for Hollow Metal Door, fits doors with minimum 4" (or greater) stile

DEVICE COMES STANDARD WITH:

- 628 Aluminum Baseplate
- HD Hex Dogging
- 36" 36" Device for 3-foot doors
- NS For Narrow Stile Doors see NS option
- 99 Surface Strike



FINISHES

- Aluminum device extrusion is BHMA 628
- Aluminum Trims:
 - P and PN BHMA 628 (clear anodized aluminum)
 - WS BHMA 626 (brushed chrome)
 - A, AN and BN BHMA 689 (powder-coated aluminum)

- Black device extrusion is BHMA 711
- Black Trims:
 - P and PN BHMA 711 (black anodized aluminum)
 - WS BHMA 613 (oil rubbed bronze)
 - A, AN and BN BHMA 693 (powder-coated black)

OPTIONS

F Fire Rated - Specify prefix F (ex. FV40)	Add \$135
H Hurricane Rated - Specify prefix H (ex. HV40)	Add \$75
FH Fire Rated/Hurricane Rated - Specify prefix FH (ex. FHV40)	Add \$210
W Weatherized (Mechanical only - For weatherized electrified functions, see Electrified Options)	Add \$139
Electrified Options - see pages 80-85	
48" 48" Device for 4-foot doors	Add \$31
SN1 Sex Nuts / Through Bolts (Device with trim requires 1 set / Device only requires 2 sets)	\$16 PER SET
KS Key Stop Installed	Add \$5
CD Cylinder Dogging	No charge when ordered with device
LD Less Dogging	No charge when ordered with device
94 Double Door Strike Available - see pg 89	No charge when ordered with device
98 Semi-Mortise Strike	No charge when ordered with device

NOTE - Cylinders not included. Products on this page can be ordered with cylinders (C65) or interchangeable core housings (IC7) pre-installed at Detex prior to shipping (See page 88).



(03A shown)



(08BN shown)

NOTE:
For all trim information and graphics see page 74



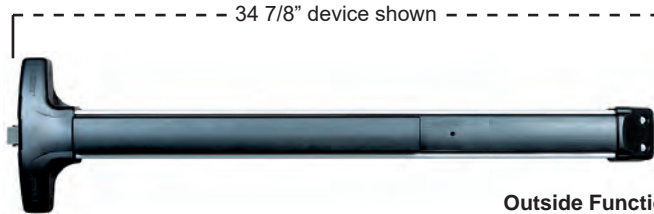
(94 Strike)



(98 Strike)

VALUE SERIES®

V40xNS NARROW STILE RIM EXIT DEVICE FOR NARROW STILE DOORS



NOTE:
For all trim information and graphics see page 74



	Outside Function	Device	Baseplate Finish	
			628 (Std.) Aluminum	711 Black
	Device Only - Exit Only	V40xNS	\$425	\$435
		Device/Function/Trim		
Device with pull trim	01 Cover Plate	V4001PNxNS	\$508	\$518
	02 Dummy Pull Trim	V4002ANxNS	\$518	\$528
		V4002WPxNS	\$634	N/A
	03 Key Retracts Latch pull trim	V4003PNxNS	\$508	\$518
	03 Key Retracts Latch cylinder trim	V4003WSxNS	\$570	\$623
Device with lever trim	03 Key Retracts Latch Pull Trim	V4003ANxNS	\$518	\$528
	08 Key Locks/Unlocks Lever	V4008BNxNS	\$696	\$706
	09 Lever Trim Active by Key; Locked when key removed	V4009BNxNS	\$696	\$706
	14 Lever Always Active	V4014BNxNS	\$696	\$706

Special Note: Specify EU2W trim for Hollow Metal Door, fits doors with minimum 4" (or greater) stile

DEVICE COMES STANDARD WITH:

- 628 Aluminum Baseplate
- HD Hex Dogging
- 36" 36" Device for 3-foot doors
- 98 Semi-Mortise Strike



FINISHES

- Aluminum device extrusion is BHMA 628. Aluminum Trims:
 - PN BHMA 628 (clear anodized aluminum)
 - WS BHMA 626 (brushed chrome)
 - AN and BN BHMA 689 (powder-coated aluminum)
- Black device extrusion is BHMA 711. Black Trims:
 - PN BHMA 711 (black anodized aluminum)
 - WS BHMA 613 (oil rubbed bronze)
 - AN and BN BHMA 693 (powder-coated black)

OPTIONS

F Fire Rated - Specify prefix F (ex. FV40)	Add \$135
H Hurricane Rated - Specify prefix H (ex. HV40)	Add \$75
FH Fire Rated/Hurricane Rated - Specify prefix FH (ex. FHV40)	Add \$210
W Weatherized (Mechanical only - For weatherized electrified functions, see Electrified Options)	Add \$139
Electrified Options - see pages 80-85	
48" 48" Device for 4-foot narrow stile doors	Add \$31
SN1 Sex Nuts / Through Bolts (Device with trim requires 1 set / Device only requires 2 sets)	\$16 PER SET
KS Key Stop Installed	Add \$5
CD Cylinder Dogging	No charge when ordered with device
LD Less Dogging	No charge when ordered with device
94 Double Door Strike Available - see pg 89	Add \$57

NOTE - Cylinders not included. Products on this page can be ordered with cylinders (C65) or Interchangeable core housings (IC7) pre-installed at Detex prior to shipping (See page 88).



VALUE SERIES® V50 SERIES (SURFACE VERTICAL ROD)

RATING

For no rating, leave blank

"H" = Hurricane (V50 & V50XW only)

"F" = Fire Rated (Less/No Dogging Only)

"FH" = Hurricane and Fire Rated

SERIES TYPE

V50 = SVR, wide stile

V50XW = Weatherized SVR, wide stile

(non-electrified)

V50XNS = SVR, narrow stile

V50XNSXW = Weatherized SVR, narrow stile (non-electrified)

V51 = SVR, top rod only, wide stile

V51XW = Weatherized SVR, top rod only, wide stile (non-electrified)

V51XNS = SVR, top rod only, narrow stile

V51XNSXW = Weatherized SVR, top rod only, narrow stile (non-electrified)

OUTSIDE TRIM FINISH

626 = Brushed chrome (D/W/S trims)

628 = Brushed Aluminum (P/PPN trims)

689 = Aluminum (BN/A/AN trims)

693 = Black, powder coated (BN/A/AN trims)

711 = Black, Aluminum (P/PPN trims)

STRIKES

96 = Surface non-roller top

strike and non-dust-proof

bottom strike*

96B = Substitute 96 bottom

strike for Dust Proof strike

PUSHPAD COLOR

Contact factory for other

languages and colors

BLK = Black

RWE = Red Pushpad / White

English Lettering

FASTENERS

For Standard machine,

wood & self-drilling screws,

leave blank

SN1 = Sex Nuts/

Throughbolts

(Hurricane rated

hardware includes

sex nuts for top latch

and bottom bolt)

DOGGING FUNCTION

LD = Less/No dogging

HD = Hex key dogging

CD = Cylinder key dogging

DEVICE FINISH

628 = Brushed Aluminum*

711 = Black, Aluminum

PRE-INSTALLED CYLINDERS

If cylinders provided by others, leave blank

MC65 = Mortise Cylinder(s) (pint/Keyed 5

IC7 = Mortise Cylinder(s) IC housing

IK7 = Mortise Cylinder(s) Instakey housing

RC65 = Rim Cylinder(s) (pint/Keyed 5

IC7R = Rim Cylinder(s) IC housing

IK7R = Rim Cylinder(s) Instakey housing

Specify KA for

Keyed Alike

Device

OUTSIDE TRIM STYLE & FINISH

01P = Exit only, blank plate

03P = Key retracts latch

01PN = Exit only, blank plate; narrow trim

03PN = Key retracts latch; narrow trim

03WS = Key retracts latch

02A = Dummy pull

03A = Key retracts pull; pull trim

02AN = Dummy pull; narrow trim

03AN = Key retracts pull - pull trim; narrow trim

02BN = Dummy lever; narrow trim

08BN = Active lever, key locks/unlocks lever;

narrow trim (handed) (classroom)

09BN = Lever trim active by key, locked when

key removed; narrow trim (handed)

(storeroom)

14BN = Active lever, no key cylinder; narrow trim

(handed) (passage)

02D2W = Dummy lever, wide trim (two posts for

use with narrow head device)

08D2W = Active lever, key locks/unlocks lever;

wide trim (two posts for use with narrow

head device) (classroom)

09D2W = Lever trim active by key, locked when

key removed; wide trim (two posts for

use with narrow head device)

(storeroom)

14D2W = Active lever, no key cylinder; wide trim

(two posts for use with narrow head

device) (passage)

EU2W = Electric lock/unlock; wide trim (two posts

for use with narrow head device)

(24VDC & Fail Secure [FSE] Std.) -

Specify handing (not field reversible).

For 12VDC specify VDC. For Fail Safe

specify FSA

CBK = Cylinder Bracket Kit. 03 only, plate & pull

handle by others required

ELECTRIFIED FUNCTION

For no electrified function, leave blank

Standard

Select Arming Time and Auto Rearm

EA = Hardwired Elec. Alarm

ED = Elec. Dogging

EX = Request To Exit (Signal) Switch

EXV = Request To Exit (Current) Switch

Delayed Egress

Select Arming Delay, Delayed Egress

Time and Silent Arming

EE = Delayed Egress

Delayed Egress Only (EE)

Comes standard with 90-800 power supply

Single = (1) 90-800 w/o bat backup

Pair = (1) 90-800 w/o bat backup

Weatherized Alarms

Select Arming Time and Auto Rearm

EBXW = Elec. Battery Operated Exit

Alarm Weatherized

Latch Retraction

ER = Elec. Latch Retraction

(silencer standard)

Latch Retraction Only (ER)

(Sold Separately)

Single = 81-800

Pair = 82-800

2 Single = 83-800

Weatherized Others

EXXW = Request To Exit (Signal)

Switch Weatherized

EXVXW = Request To Exit (Current)

Switch Weatherized

WDE = Weatherized Delayed

Egress (see EasyKits)

DOOR HEIGHT/SVR HEIGHT

84" high door

96" high door

120" high door

DOOR WIDTH

36" wide door (3)*

48" wide door (4)

DOOR HANDING

RHR = Right hand reverse*

LHR = Left hand reverse

NOTE: * = default/standard

Fire-rated trims must be Fail Safe (FSA)

All fire-rated devices Less Dogging/fail safe

Also see online
version at
detex.com/hto

November 29, 2016

NOTES

VALUE SERIES® V50/V51 SERIES SURFACE VERTICAL ROD EXIT DEVICE

FOR HOLLOW METAL AND WIDE STILE DOORS



Baseplate Finish

Outside Function	Top & Bottom Rod Device	Top Rod Only Device	Baseplate Finish		
			628 (Std.) Aluminum	711 Black	
Device Only - Exit Only	V50	V51	\$744	\$754	
Device/Function/Trim					
Device with pull trim	01 Cover Plate	V5001P	V5101P	\$827	\$837
		V5001PN	V5101PN	\$827	\$837
	02 Dummy Pull Trim	V5002A	V5102A	\$837	\$847
		V5002AN	V5102AN	\$837	\$847
		V5002WP	V5102WP	\$953	N/A
	03 Key Retracts Latch Pull trim	V5003P	V5103P	\$827	\$837
	V5003PN	V5103PN	\$827	\$837	
03 Key Retracts Latch Cylinder trim	V5003WS	V5103WS	\$889	\$942	
03 Key Retracts Latch Pull Trim	V5003A	V5103A	\$837	\$847	
	V5003AN	V5103AN	\$837	\$847	

Device with lever trim	02 Dummy Lever	V5002D2W	V5102D2W	\$1,156	\$1,203
	08 Key Locks/Unlocks Lever	V5008BN	V5108BN	\$1,015	\$1,025
		V5008D2W	V5108D2W	\$1,234	\$1,282
	09 Lever Trim Active by Key; Locked when key removed	V5009BN	V5109BN	\$1,015	\$1,025
		V5009D2W	V5109D2W	\$1,234	\$1,282
	14 Lever Always Active	V5014BN	V5114BN	\$1,015	\$1,025
	V5014D2W	V5114D2W	\$1,234	\$1,282	
EU Electric Lock/Unlock	V50EU2W	V51EU2W	\$1,757	\$1,767	

Special Note: Specify EU2W trim for Hollow Metal Door, fits doors with minimum 4" (or greater) stile
Note: Devices are shipped RHR unless specified LHR (Field Reversible)

DEVICE COMES STANDARD WITH:

- 628 Aluminum Baseplate
 - HD Hex Dogging
 - 36" 36" Device for 3-foot doors
 - 84" 84" Rods for 7-foot doors
 - 96 Surface Strike
 - 96B Bottom Strike
- 
- 

FINISHES

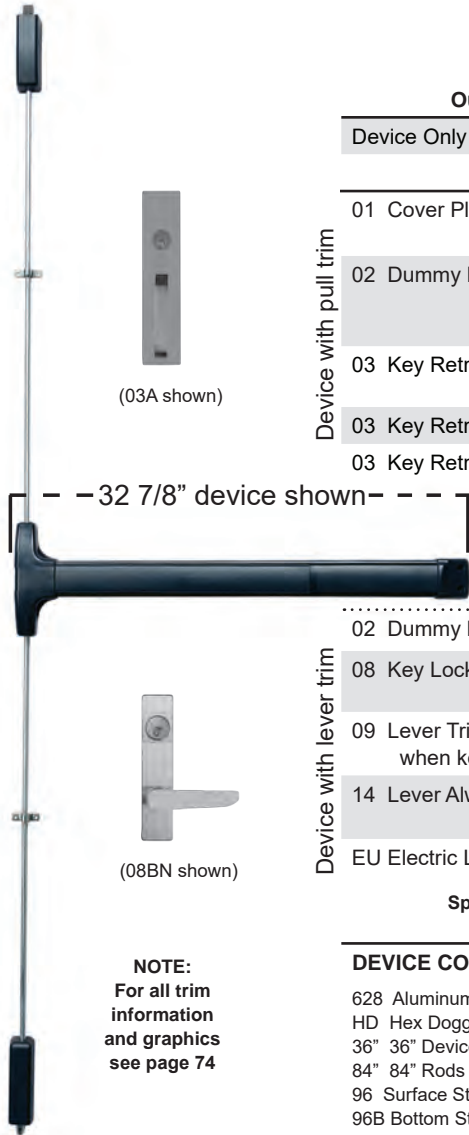
- Aluminum device extrusion is BHMA 628. Aluminum Trims:
 - P and PN BHMA 628 (clear anodized aluminum)
 - WS BHMA 626 (brushed chrome)
 - A, AN and BN BHMA 689 (powder-coated aluminum)
- Black device extrusion is BHMA 711. Black Trims:
 - P and PN BHMA 711 (black anodized aluminum)
 - WS BHMA 613 (oil rubbed bronze)
 - A, AN and BN BHMA 693 (powder-coated black)

OPTIONS

F Fire Rated - Specify prefix F (ex. FV50)	Add \$135
H Hurricane Rated - Specify prefix H (ex. HV50)	Add \$75
FH Fire Rated/Hurricane Rated - Specify prefix FH (ex. FHV50)	Add \$210
W Weatherized (Mechanical only - For weatherized electrified functions, see Electrified Options)	Add \$139
Electrified Options - see pages 80-85	
RC Rod Covers Stainless Steel Finish - (ex. V50xRC)	Add \$190
BG Bottom Bolt Guard 12" ramped per ADA - (ex. V50xBG)	Add \$110
RCxBG Rod Covers and Bottom Bolt Guard - (ex. V50xRCxBG)	Add \$300
48" 48" Device for 4-foot doors	Add \$31
96" 96" Rods for 8-foot doors	Add \$30
120" 120" Device for 10-foot doors	Add \$75
SN1 Sex Nuts / Through Bolts (V50 device with trim requires 3 sets / V50 device only requires 4 sets) (V51 device with trim requires 2 sets / V51 device only requires 3 sets)	\$16 PER SET
KS Key Stop Installed	Add \$5
CD Cylinder Dogging	No charge when ordered with device
LD Less Dogging	No charge when ordered with device
96B Dust Proof Strike	Add \$42

NOTE - Cylinders not included. Products on this page can be ordered with cylinders (C65) or Interchangeable core housings (IC7) pre-installed at Detex prior to shipping (See page 88).

Value Series



(03A shown)

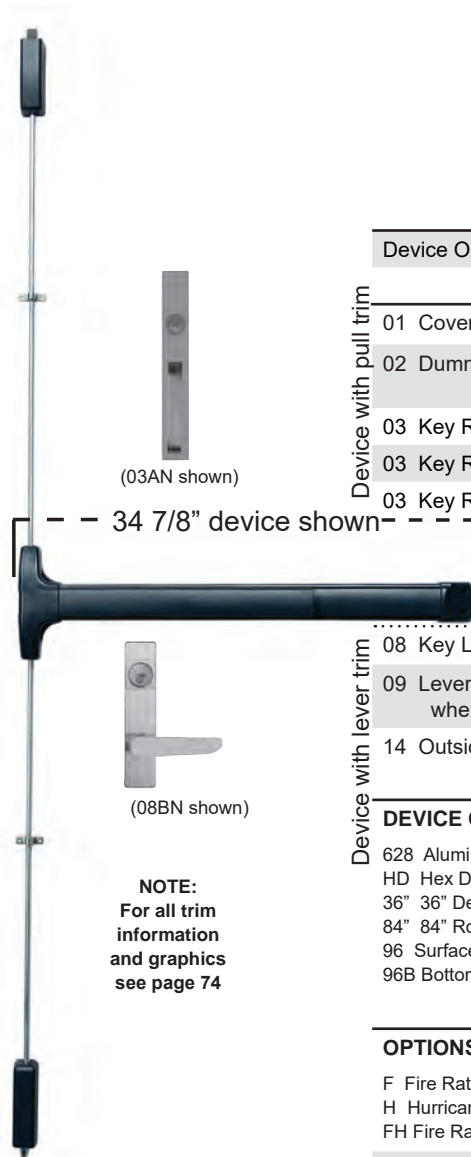


(08BN shown)

NOTE:
For all trim information and graphics see page 74



V50xNS/V51xNS SERIES NARROW STILE SURFACE VERTICAL ROD EXIT DEVICE FOR NARROW STILE DOORS



(03AN shown)

34 7/8" device shown

(08BN shown)

NOTE:
For all trim
information
and graphics
see page 74

Outside Function	Top & Bottom Rod Device	Top Rod Only Device	Baseplate Finish	
			628 (Std.) Aluminum	711 Black
Device Only - Exit Only	V50xNS	V51xNS	\$794	\$804
Device/Function/Trim				
01 Cover Plate	V5001PNxNS	V5101PNxNS	\$877	\$887
02 Dummy Pull Trim	V5002ANxNS	V5102ANxNS	\$887	\$897
	V5002WPxNS	V5102WPxNS	\$1,003	N/A
03 Key Retracts Latch Pull trim	V5003PNxNS	V5103PNxNS	\$877	\$887
03 Key Retracts Latch Cylinder trim	V5003WSxNS	V5103WSxNS	\$939	\$992
03 Key Retracts Latch Pull Trim	V5003ANxNS	V5103ANxNS	\$887	\$897
Device with pull trim				
08 Key Locks/Unlocks Outside Lever	V5008BNxNS	V5108BNxNS	\$1,065	\$1,075
09 Lever Trim Active by Key; Locked when key removed	V5009BNxNS	V5109BNxNS	\$1,065	\$1,075
14 Outside Lever Always Active	V5014BNxNS	V5114BNxNS	\$1,065	\$1,075
Device with lever trim				

Note: Devices are shipped RHR unless specified LHR (Field Reversible)

DEVICE COMES STANDARD WITH:

- 628 Aluminum Baseplate
- HD Hex Dogging
- 36" 36" Device for 3-foot doors
- 84" 84" Rods for 7-foot doors
- 96 Surface Strike
- 96B Bottom Strike



(96B Bottom Strike)

(96 Surface Strike)

FINISHES

- Aluminum device extrusion is BHMA 628. Aluminum Trims:
 - PN BHMA 628 (clear anodized aluminum)
 - WS BHMA 626 (brushed chrome)
 - AN and BN BHMA 689 (powder-coated aluminum)
- Black device extrusion is BHMA 711. Black Trims:
 - PN BHMA 711 (black anodized aluminum)
 - WS BHMA 613 (oil rubbed bronze)
 - AN and BN BHMA 693 (powder-coated black)











OPTIONS

F Fire Rated - Specify prefix F (ex. FV50)	Add \$135
H Hurricane Rated - Specify prefix H (ex. HV50)	Add \$75
FH Fire Rated/Hurricane Rated - Specify prefix FH (ex. FHV50)	Add \$210
W Weatherized (Mechanical only - For weatherized electrified functions, see Electrified Options)	Add \$139
Electrified Options - see pages 80-85	
RC Rod Covers Stainless Steel Finish - (ex. V50xRC)	Add \$190
BG Bottom Bolt Guard 12" ramped per ADA - (ex. V50xBG)	Add \$110
RCxBG Rod Covers and Bottom Bolt Guard - (ex. V50xRCxBG)	Add \$300
48" 48" Device for 4-foot doors	Add \$31
96" 96" Rods for 8-foot doors	Add \$30
120" 120" Device for 10-foot doors	Add \$75
SN1 Sex Nuts / Through Bolts (V50 device with trim requires 3 sets / V50 device only requires 4 sets) (V51 device with trim requires 2 sets / V51 device only requires 3 sets)	\$16 PER SET
KS Key Stop Installed	Add \$5
CD Cylinder Dogging	No charge when ordered with device
LD Less Dogging	No charge when ordered with device
96B Dust Proof Strike	Add \$42

NOTE - Cylinders not included. Products on this page can be ordered with cylinders (C65) or Interchangeable core housings (IC7) pre-installed at Detex prior to shipping (See page 88).



PLATES AND PULL TRIMS






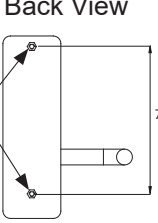
P Trim		WP Trim	PN Trim		WS Trim	A Trim		AN Trim	
									
	01P	02WP	01PN	03PN	03WS	02A	03A	02AN	03AN
Function	Description	Trim	628 (Std.)	689	711				
01	Cover plate	P/PN	\$83	N/A	\$83				
03*	Key retracts latch	P/PN	\$83	N/A	\$83				
02	Dummy Pull (Wire)	WP	\$209	N/A	N/A				
03*	Key retracts latch	WS	(626 Finish) \$145	N/A	(693 Finish) \$165				
02	Dummy pull	A/AN	N/A	\$93	\$93				
03*	Key retracts pull	A/AN	N/A	\$93	\$93				

* Rim cylinder not included (order separately - see page 88)
 ** WS Trim - Not available in Stainless Steel (630) - Specify 625 or 626 (626 - same price as 630)

Value Series



LEVER TRIMS

BN Trim for Value Series Devices (Includes 161 cover plate)		D2W Vandal Resistant Trim for Value Series Devices			
					
08BN	02BN	08D2W	02D2W		
09BN	14BN	09D2W	14D2W		
Note: BN lever trims not for use in corrosive environments, see Advantex DN lever trims		For use on non-Narrow Stile (NS) Value Series devices.			
Function	Description	Trim	626	689	693
02	Dummy lever	BN	N/A	\$271	\$271
02	Dummy lever	D2W	\$412	N/A	\$449
08**	Key locks/unlocks outside lever	BN	N/A	\$271	\$271
08**	Key locks/unlocks outside lever	D2W	\$490	N/A	\$528
09**	Lever trim active by key; locked when key removed	BN	N/A	\$271	\$271
09**	Lever trim active by key; locked when key removed	D2W	\$490	N/A	\$528
14	Outside lever always active	BN	N/A	\$271	\$271
14	Outside lever always active	D2W	\$490	N/A	\$528

For Vandal resistant, wide stile lever trims, for use with Value Series, specify 08D2W or 09D2W (See Advantex 08D or 09D for pricing)


NOTE: Lever Trims are shipped RHR unless specified LHR (Field Reversible)

**Mortise cylinder not included (order separately - see page 88)




103789 Cylinder Nut Socket
 100783 Cylinder Nut
 See page 122 for more information

EU2W Trim for Value Series Devices

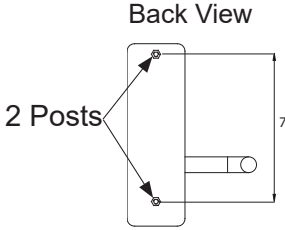


EU2W



S Lever (Std.)

Back View



2 Posts

For use on non-Narrow Stile (NS) Value Series devices.

Function	Description	Trim	626	689	693
EU**	Electric Lock/Unlock Wide Escutcheon	EU2W	\$1,013	N/A	\$1,022
(For EU specify Fail Secure [FSE - std.] or Fail Safe [FSA] and specify handing - not field reversible)					

NOTE: Lever Trims are shipped RHR unless specified LHR (Field Reversible)

**Mortise cylinder not included (order separately - see page 88)



NOTES

PULLS & PLATES

BHMA Function	BHMA Definition	Description	VALUE SERIES®	Manufacturer A Exit Devices	Manufacturer B Exit Devices	Manufacturer V Exit Devices
			Standard Value Series	Standard 22 Series	Standard 20 Series	Standard 51 Series
01	Exit Only	Cover Plate	01P; 01PN	N/A	802-GTB	501
02	Pull When Dogged	Dummy Pull	02A; 02AN	230DT	Thumbpiece trims only	702A
02	Pull When Dogged	Dummy Pull (Wire)	02WP	N/A	N/A	N/A
03	Key Retracts Latch Bolt	Night Latch Pull	03A; 03AN	230NL	Thumbpiece trims only	703A
			03P; 03PN	210NL	814-HTB	603
03	Key Retracts Latch Bolt	Night Latch - Cylinder Only - Pull by Others	03WS	110NL	N/A	N/A

LEVER TRIMS

BHMA Function	BHMA Definition	Description	VALUE SERIES®	Manufacturer A Exit Devices	Manufacturer B Exit Devices	Manufacturer C Exit Devices
			Standard Value Series	Standard 22 Series	Standard 20 Series	Standard 51 Series
08	Key Locks/Unlocks Lever	Classroom Lever	08BN	230L	Rose trims only	808A
09	Lever Active by Key; Locked when key removed	Night Latch Lever / Storeroom Lever	09BN	N/A	Rose trims only	N/A
14	Lever Always Active	Passage Lever	14BN	N/A	Rose trims only	814A
EU	Electric Lock/Unlock	Fail Safe/Fail Secure	EU2W	N/A	N/A	N/A

Value Series

BHMA Type	BHMA Definition	VALUE SERIES®	Manufacturer A Exit Devices	Manufacturer B Exit Devices	Manufacturer C Exit Devices
1	Rim Exit Device	V40	22	2828	5100
	Rim Exit Device - Weatherized	V40xW	No equal	No equal	No equal
2	Surface Vertical Rod Exit Device	V50	2227	2727	5200
	Surface Vertical Rod Exit Device - Weatherized	V50xW	No equal	No equal	No equal
	Surface Vertical Rod Exit Device - Top Rod Only	V51	2227LBR	No equal	5200LBR
	Surface Vertical Rod Exit Device - Top Rod Only - Weatherized	V51xW	No equal	No equal	No equal
4	Narrow Stile Rim Exit Device	V40xNS	No equal	No equal	No equal
	Narrow Stile Rim Exit Device - Weatherized	V40xNSxW	No equal	No equal	No equal
5	Narrow Stile Surface Vertical Rod Exit Device	V50xNS	No equal	No equal	No equal
	Narrow Stile Surface Vertical Rod Exit Device - Weatherized	V50xNSxW	No equal	No equal	No equal
	Narrow Stile Surface Vertical Rod Exit Device - Top Rod Only	V51xNS	No equal	No equal	No equal
	Narrow Stile Surface Vertical Rod Exit Device - Top Rod Only - Weatherized	V51xNSxW	No equal	No equal	No equal

Value Series

	VALUE SERIES®	Manufacturer A Exit Devices	Manufacturer B Exit Devices	Manufacturer C Exit Devices
Function	Standard Value Series	Standard 22 Series	Standard 20 Series	Standard 5000 Series
Exit Alarm	EA	ALK	No equal	RALW
Battery Powered Exit Alarm	EB	No equal	No equal	RALK
Weatherized Battery Powered Exit Alarm	EBxW	No equal	No equal	WALW
Electric Dogging	ED	No equal	No equal	No equal
Electric Latch Retraction	ER	No equal	No equal	No equal
Weatherized Electric Latch Retraction	ERxW	No equal	No equal	No equal
Electric Lock/Unlock Lever	EU2W	No equal	No equal	No equal
Delayed Egress	EE	No equal	No equal	No equal
Electric Integration	EI	No equal	No equal	No equal
Electric Switching	ES	RXxLX	No equal	No equal
Request to Exit Signaling	EX	RX	No equal	TS
Weatherized Request to Exit Signaling	EXxW	No equal	No equal	WTS
Request to Exit Switching for High Current	EXV	No equal	No equal	No equal
Weatherized Request to Exit Switching for High Current	EXVxW	No equal	No equal	No equal

VALUE SERIES® ELECTRIFIED OPTIONS

Value Series

Exit Alarm (EB) - Battery Powered - Available on all VS Devices		Price Add \$202
Standard Package Includes:		
- Switch that triggers alarm monitors pushpad movement		
- Green & Red LED, cylinder arming, 9-volt battery and piezo horn		
- Cylinder Dogging (CD) standard or Less Dogging (LD - note: Fire Rated devices come LD only)		
- Pushpad Signage "Push to Open Alarm Will Sound"		
Options		
KS - Key Stop Option Installed at Factory		Add \$5
FCV - Flex 3' Conduit Loop and Endcap Connector		Add \$46
LD - Less Dogging		N/C
BLK - Black pushpad (includes peel & stick door signage "Emergency Exit Only Alarm Will Sound")		N/C
LBM - Latch Bolt Monitoring - V40 only (alarm triggered by dead latch)		Add \$38
Accessories		
BE-961-1 - Battery Eliminator 9VDC Power Source		Add \$259

Exit Alarm (EA) - Available on all VS Devices		Price Add \$344
Standard Package Includes:		
- Switch that triggers alarm monitors pushpad movement		
- Manual Key Arming standard or field-selectable 2-minute auto rearm		
- Remote Alarm Relay output (std.) Common, Normally Open or Normally Closed Relay contacts		
- Bypass Alarm Relay input (std.) Normally Open Relay Contacts		
- Low-Battery Alert (std.), field-selectable option to remove backup battery / disable low-battery alert		
- Cylinder Dogging (CD) standard or Less Dogging (LD - note: Fire Rated devices come LD only)		
- 120V to 12VAC Transformer and 9V Battery Backup		
- Flexible 3' Conduit Loop and Endcap Connector		
- Pushpad Signage "Push to Open Alarm Will Sound"		
Options		
KS - Key Stop Option Installed at Factory		Add \$5
LD - Less Dogging		N/C
BLK - Black pushpad (includes peel & stick door signage "Emergency Exit Only Alarm Will Sound")		N/C
IN - 220V to 24VAC Transformer substituted for standard transformer		N/C
277 - 277V to 24VAC Transformer substituted for standard transformer		Add \$45
LBM - Latch Bolt Monitoring (alarm triggered by dead latch)		Add \$38
Accessories		
PT-5 - Power Transfer		Add \$134
EWH8-626 - Electric Hinge		Add \$329

Exit Alarm (EH) - Hardwired 12V - 24VAC/DC
See Exit Alarm (EA) (above)

Exit Alarm with Remote Signal (EHxR) - Hardwired 12V - 24 VAC/DC
See Exit Alarm (EA) (above)

ELECTRIFIED OPTIONS CONT'D ON PAGE 81

Weatherized Exit Alarm (EBxW) - Battery Powered - Available on all VS Devices		Price Add \$470
Standard Package Includes: - Switch that triggers alarm monitors pushpad movement - Remote signaling, remote bypass, pushpad monitoring - Green & Red LED, cylinder arming, 9-volt battery and piezo horn - Manual Key Arming standard or field-selectable 2-minute auto rearm - Remote Alarm Relay output (std.) Common, Normally Open or Normally Closed Relay contacts - Bypass Alarm Relay input (std.) Normally Open Relay Contacts - Low-Battery Alert (std.), field-selectable option to remove backup battery / disable low-battery alert - Cylinder Dogging (CD) standard or Less Dogging (LD - note: Fire Rated devices come LD only) - Pushpad Signage "Push to Open Alarm Will Sound"		
Options		
KS - Key Stop Option Installed at Factory		Add \$5
LD - Less Dogging		N/C
BLK - Black pushpad (includes peel & stick door signage "Emergency Exit Only Alarm Will Sound")		N/C
Accessories		
106595-5 - Battery Eliminator 9VDC Power Source in NEMA Enclosure		Add \$1,398

Electric Dogging (ED) - Available on all VS Devices		Price Add \$420
Standard Package Includes: - On-board switching requires initial manual pushpad depression after electric activation - Long-term dogging (Note: A 24V power supply or logic controller is required for ED but not included.) (Note: Most applications with ED require a power switch - See page 140)		
Options		
IN - 220V to 24VAC Transformer substituted for standard transformer		N/C
EX - Request to Exit Switching (example EDxEX)		Add \$129
Accessories		
CS462 Keyswitch (For other keyswitch and push button options, see page 140)		\$176
PP-5152-2 24VAC Transformer		Add \$69
24V Power Supply for filtered, regulated power and simplified fire loop connections		See Page 94
FCV - Flex 3' Conduit Loop and Endcap Connector		Add \$46
PT-5 - Power Transfer		Add \$134
EWH8-626 - Electric Hinge		Add \$329

ELECTRIFIED OPTIONS CONT'D ON PAGE 82

Electric Latch Retraction (ER) - Available on all VS Devices		Price Add \$926
<p>Standard Package Includes</p> <ul style="list-style-type: none"> - Simultaneous latch and pushpad retraction - FCV - Flexible 3' Conduit Loop and Endcap Connector - Long-term dogging capability - Switches to monitor pushpad, latch bolt and outside trim input <p>(Note: A Logic Controller and Power Supply is required for ER but not included in standard package)</p>		
Required Accessories		
81-800 Power Supply Controller for Latch Retraction - Single Door		See page 94
82-800 Power Supply Controller for Latch Retraction - Pairs of Doors Simultaneous		See page 94
83-800 Power Supply Controller for Latch Retraction - Pairs of Doors Independent		See page 94
Optional Accessories		
PT-5 - Power Transfer		Add \$134
EWH8-626 - Electric Hinge		Add \$329
EX - Request to Exit Switching (example ERxEX)		Add \$129

Weatherized Electric Latch Retraction (ERxW) - Available on all VS Devices		Price Add \$1,499
<p>Standard Package Includes:</p> <ul style="list-style-type: none"> - Weatherized simultaneous latch and pushpad retraction - Long-term dogging capability <p>(Note: A Power Supply is required for ER but not included in standard package. If mounting outside, specify suffix xNEMA)</p>		
Required Accessories		
81-800 Power Supply Controller for Latch Retraction - Single Door		See page 94
82-800 Power Supply Controller for Latch Retraction - Pairs of Doors Simultaneous		See page 94
83-800 Power Supply Controller for Latch Retraction - Pairs of Doors Independent		See page 94
Optional Accessories		
FCV-W - Weatherized Flex Conduit and Endcap		Add \$47
PS82 Power Supply		See page 92
NEMA 4X Enclosure		Add \$1,799
PS82xNEMA Power Supply in NEMA enclosure (available in late 2017)		Contact factory

Electric Lock/Unlock (EU2W) Lever - Contact factory for use on medium and wide stile doors	Price Add \$1,013
See Value Series Trim Page 75 for complete information	

ELECTRIFIED OPTIONS CONT'D ON PAGE 83

Delayed Egress (EE) - Available on all VS Devices		Price Add \$1,494
Standard Package Includes: - Switch that triggers alarm monitors latch bolt - 15-second Delayed Egress with dead latch monitoring - 15-second arming delay (AD) with extended bypass (alarm arms after door closes) - 1-second nuisance delay - Comes standard with 24V Filtered and Regulated Power Supply with simplified fire loop connections (NOTE: Detex Power Supply required and included with standard EE Package, can power both devices for a pair of doors, specify V40xEExPSO for second door) - Remote Alarm Relay output (std.) Common, Normally Open or Normally Closed Relay contacts - Bypass Alarm Relay input (std.) Normally Open Relay Contacts - Low-Battery Alert (std.), field-selectable option to remove backup battery / disable low-battery alert - Cylinder Dogging (CD) standard or Less Dogging (LD - note: Fire Rated devices come LD only) - Delayed Egress Door Sign (ECL-395 English, 15 seconds, Red) - Flexible 3' Conduit Loop and Endcap Connector, Pushpad Signage "Push to Open Alarm Will Sound"		
For non-standard arming delay, non-standard nuisance delay, 2-minute alarm silence, non-extended bypass, set grant times and other non-standard options or features, contact factory.		
Options		
KS - Key Stop Option Installed at Factory		Add \$5
LD - Less Dogging		N/C
30 - 30-Second Delayed Egress (example EEEx30) (NOTE: Requires pre-approval letter from AHJ)		N/C
Substitute Door Signage available in various languages (See Accessories - page 90)		N/C
BLK - Black pushpad (includes peel & stick door signage "Emergency Exit Only Alarm Will Sound")		N/C
Accessories		
PT-5 - Power Transfer		Add \$134
EWH8-626 - Electric Hinge		Add \$329

Delayed Egress Magnetic Locking (EM)
See Delayed Egress (EE) (above)

Electric Integration (EI) - Available on V40 Devices		Price Add \$170
Standard Package Includes: - Switches to monitor dead latch and outside trim input - Green and Red LED, cylinder arming and piezo horn (logic & power supply separate) - Cylinder Dogging (CD) standard or Less Dogging (LD - note: Fire Rated devices come LD only) - Black pushpad with peel & stick door signage "Push To Exit Alarm Will Sound" (Note: A Logic Controller is required for EI but not included in standard package)		
Options		
KS - Key Stop Option Installed at Factory		Add \$5
LD - Less Dogging		N/C
RWE - Red pushpad with white signage (English) - other languages available		N/C
Accessories		
10-800 or 11-800 - Logic Controller & Power Supply for Electric Integration		See Page 96
FCV - Flex 3' Conduit Loop and Endcap Connector		Add \$46
PT-5 - Power Transfer		Add \$134
EWH8-626 - Electric Hinge		Add \$329

ELECTRIFIED OPTIONS CONT'D ON PAGE 84

Electric Switching (ES) - Available on V40 Devices		Price Add \$145
Standard Package Includes:		
- Switching monitors dead latch and outside trim input		
- HD (Hex Dogging) standard or Less Dogging (LD - note: Fire Rated devices come LD only)		
- Black pushpad with peel & stick door signage "Push to Exit Alarm Will Sound"		
Options		
FCV - Flex 3' Conduit Loop and Endcap Connector		Add \$46
CD - Cylinder Dogging		N/C
LD - Less Dogging		N/C
RWE - Red pushpad with white signage (English) - other languages available		N/C
Accessories		
PT-5 - Power Transfer		Add \$134
EWH8-626 - Electric Hinge		Add \$329

Request to Exit Signaling (EX) - Available on all VS Devices		Price Add \$132
Standard Package Includes:		
- Switch monitors pushpad		
- Hex Dogging (HD) standard or Less Dogging (LD - note: Fire Rated devices come LD only)		
- Black pushpad with peel & stick door signage "Push To Exit Alarm Will Sound"		
Options		
FCV - Flex 3' Conduit Loop and Endcap Connector		Add \$46
CD - Cylinder Dogging		N/C
LD - Less Dogging		N/C
RWE - Red pushpad with white signage (English) - other languages available		N/C
Accessories		
PT-5 - Power Transfer		Add \$134
EWH8-626 - Electric Hinge		Add \$329

Weatherized Request to Exit Signaling (EXxW) - Available on all VS Devices		Price Add \$198
Standard Package Includes:		
- Weatherized Switch monitors push pad		
- Hex Dogging (HD) standard or Less Dogging (LD - note: Fire Rated devices come LD only)		
- Black pushpad with peel & stick door signage "Push To Exit Alarm Will Sound"		
Options		
FCV-W - Flex 3' Conduit Loop and Weather Resistant Endcap Connector (Order Separately)		Add \$47
CD - Cylinder Dogging		N/C
LD - Less Dogging		N/C
RWE - Red pushpad with White Signage (English) - other languages available		N/C
Accessories		
PT-5 - Power Transfer		Add \$134
EWH8-626 - Electric Hinge		Add \$329

ELECTRIFIED OPTIONS CONT'D ON PAGE 85

Request to Exit Switching for High Current (EXV) - Available on All VS Devices		Price Add \$212
Standard Package Includes:		
- 3-Amp Switch monitors pushpad		
- Hex Dogging (HD) standard or Less Dogging (LD - note: Fire Rated devices come LD only)		
Options		
FCV - Flex Conduit and Endcap (example EXVxFCV)		Add \$46
CD - Cylinder Dogging		N/C
LD - Less Dogging		N/C
2 - Includes 2 High Current Switches (EXV2)		Add \$310
Accessories		
PT-5 - Power Transfer		Add \$134
EWH8-626 - Electric Hinge		Add \$329

Weatherized Request to Exit Switching for High Current (EXVxW) - Available on All VS Devices		Price Add \$278
Standard Package Includes:		
- Weatherized 3-Amp Switch monitors pushpad		
- Hex Dogging (HD) standard or Less Dogging (LD - note: Fire Rated devices come LD only)		
Options		
FCV-W - Flex Conduit and Endcap (example EXVxFC)		Add \$47
CD - Cylinder Dogging		N/C
LD - Less Dogging		N/C
2 - Includes 2 High Current Switches (EXV2)		Add \$310
Accessories		
PT-5 - Power Transfer		Add \$134
EWH8-626 - Electric Hinge		Add \$329

Value Series

628
Base
Price

	EB	EBXW	ED	EF	EA	EI	ER	ERXW	ES	EX	EXXW	EXY	EXXW
V40 Rim (device only)	\$202	\$470	\$420	\$1,494	\$344	\$170	\$926	\$1,499	\$145	\$132	\$198	\$212	\$278
V4001 P (cover plate)	\$375	845	795	1,869	719	545	1,301	1,874	520	507	573	587	653
V4001 P (cover plate)	\$458	928	878	1,952	802	628	1,384	1,957	603	590	656	670	736
V4001 PN (cover plate)	\$458	928	878	1,952	802	628	1,384	1,957	603	590	656	670	736
V4003 P (key retracts latch pull trim)	\$458	928	878	1,952	802	628	1,384	1,957	603	590	656	670	736
V4003 PN (key retracts latch pull trim)	\$458	928	878	1,952	802	628	1,384	1,957	603	590	656	670	736
V4003 WS (key retracts latch pull trim)	\$520	990	940	2,014	864	690	1,446	2,019	665	652	718	732	798
V4002 A (dummy pull)	\$468	938	888	1,962	812	638	1,394	1,967	613	600	666	680	746
V4002 AN (dummy pull)	\$468	938	888	1,962	812	638	1,394	1,967	613	600	666	680	746
V4002 D2W (dummy lever)	\$787	1,257	1,207	2,281	1,131	957	1,713	2,286	932	919	985	999	1,065
V4002 WP (dummy pull - wire)	\$584	1,054	1,004	2,078	928	754	1,510	2,083	729	716	782	796	862
V4003 A (key retracts latch pull trim)	\$468	938	888	1,962	812	638	1,394	1,967	613	600	666	680	746
V4003 AN (key retracts latch pull trim)	\$468	938	888	1,962	812	638	1,394	1,967	613	600	666	680	746
V4008 BN (key locks/unlocks lever)	\$646	1,116	1,066	2,140	990	816	1,572	2,145	791	778	844	858	924
V4008 D2W (key locks/unlocks lever)	\$865	1,335	1,285	2,359	1,209	1,035	1,791	2,364	1,010	997	1,063	1,077	1,143
V4009 BN (lever active by key; locked when key removed)	\$646	1,116	1,066	2,140	990	816	1,572	2,145	791	778	844	858	924
V4009 D2W (lever active by key; locked when key removed)	\$865	1,335	1,285	2,359	1,209	1,035	1,791	2,364	1,010	997	1,063	1,077	1,143
V4014 BN (lever always active)	\$646	1,116	1,066	2,140	990	816	1,572	2,145	791	778	844	858	924
V4014 D2W (lever always active)	\$865	1,335	1,285	2,359	1,209	1,035	1,791	2,364	1,010	997	1,063	1,077	1,143
V40 EU (electric lock/unlock)	\$1,313	1,783	1,733	2,807	1,657	1,483	2,239	2,812	1,458	1,445	1,511	1,525	1,591
V40xNS Narrow Stile Rim (device only)	\$425	627	845	1,919	769	595	1,351	1,924	570	557	623	637	703
V4001 PNxNS (cover plate)	\$508	710	978	2,002	852	678	1,434	2,007	653	640	706	720	786
V4003 PNxNS (key retracts latch pull trim)	\$508	710	978	2,002	852	678	1,434	2,007	653	640	706	720	786
V4003 WSxNS (key retracts latch pull trim)	\$570	772	1,040	2,064	914	740	1,496	2,069	715	702	768	782	848
V4002 ANxNS (dummy pull)	\$518	720	988	2,012	862	688	1,444	2,017	663	650	716	730	796
V4002 WPxNS (dummy pull - wire)	\$634	836	1,104	2,128	978	804	1,560	2,133	779	766	832	846	912
V4003 ANxNS (key retracts latch pull trim)	\$518	720	988	2,012	862	688	1,444	2,017	663	650	716	730	796
V4008 BNxNS (key locks/unlocks lever)	\$696	898	1,166	2,190	1,040	866	1,622	2,195	841	828	894	908	974
V4009 BNxNS (lever active by key; locked when key removed)	\$696	898	1,166	2,190	1,040	866	1,622	2,195	841	828	894	908	974
V4014 BNxNS (lever always active)	\$696	898	1,166	2,190	1,040	866	1,622	2,195	841	828	894	908	974

EASY PRICE REFERENCE CHART CONT'D ON PAGE 87

628 Base Price	EB	EBXW	ED	EH	EHXR	ET	ER	ERXW	ES	EX	EXXW	EXV	EXXW
	\$202	\$470	\$420	\$1,494	\$344	\$170	\$926	\$1,499	\$145	\$132	\$198	\$212	\$278
V50/V51 Surface Vertical Rod (device only)	\$744	1,214	N/A	2,238	1,088	N/A	1,670	2,243	N/A	876	N/A	956	1,022
V5001 P (cover plate)	\$527	997	N/A	2,021	871	N/A	1,453	2,026	N/A	659	N/A	739	805
V5001 PN (cover plate)	\$827	1,297	N/A	2,321	1,171	N/A	1,753	2,326	N/A	959	N/A	1,039	1,105
V5003 P (key retracts latch pull trim)	\$827	1,297	N/A	2,321	1,171	N/A	1,753	2,326	N/A	959	N/A	1,039	1,105
V5003 PN (key retracts latch pull trim)	\$827	1,297	N/A	2,321	1,171	N/A	1,753	2,326	N/A	959	N/A	1,039	1,105
V5003 WS (key retracts latch pull trim)	\$889	1,359	N/A	2,383	1,233	N/A	1,815	2,388	N/A	1,021	N/A	1,101	1,167
V5002 A (dummy pull)	\$837	1,307	N/A	2,331	1,181	N/A	1,763	2,336	N/A	969	N/A	1,049	1,115
V5002 AN (dummy pull)	\$837	1,307	N/A	2,331	1,181	N/A	1,763	2,336	N/A	969	N/A	1,049	1,115
V5002 D2W (dummy lever)	\$1,156	1,358	N/A	2,650	1,500	N/A	2,082	2,655	N/A	1,288	N/A	1,368	1,434
V5002 WP (dummy pull - wire)	\$953	1,423	N/A	2,447	1,297	N/A	1,879	2,452	N/A	1,085	N/A	1,165	1,231
V5003 A (key retracts latch pull trim)	\$837	1,307	N/A	2,331	1,181	N/A	1,763	2,336	N/A	969	N/A	1,049	1,115
V5003 AN (key retracts latch pull trim)	\$837	1,307	N/A	2,331	1,181	N/A	1,763	2,336	N/A	969	N/A	1,049	1,115
V5008 BN (key locks/unlocks lever)	\$1,015	1,217	N/A	2,509	1,359	N/A	1,941	2,514	N/A	1,147	N/A	1,227	1,293
V4008 D2W (key locks/unlocks lever)	\$1,234	1,436	N/A	2,728	1,578	N/A	2,160	2,733	N/A	1,366	N/A	1,446	1,512
V5009 BN (lever active by key; locked when key removed)	\$1,015	1,217	N/A	2,509	1,359	N/A	1,941	2,514	N/A	1,147	N/A	1,227	1,293
V5009 D2W (lever active by key; locked when key removed)	\$1,234	1,436	N/A	2,728	1,578	N/A	2,160	2,733	N/A	1,366	N/A	1,446	1,512
V5014 BN (lever always active)	\$1,015	1,217	N/A	2,509	1,359	N/A	1,941	2,514	N/A	1,147	N/A	1,227	1,293
V5014 D2W (lever always active)	\$1,234	1,436	N/A	2,728	1,578	N/A	2,160	2,733	N/A	1,366	N/A	1,446	1,512
V50 EU (electric lock/unlock)	\$1,682	1,884	N/A	3,176	2,026	N/A	2,608	3,181	N/A	1,814	N/A	1,894	1,960
V50/V51xNS Narrow Stile Surface Vertical Rod (device only)	\$794	1,264	N/A	2,288	1,138	N/A	1,720	2,293	N/A	926	N/A	1,006	1,072
V5001 PNxNS (cover plate)	\$877	1,347	N/A	2,371	1,221	N/A	1,803	2,376	N/A	1,009	N/A	1,089	1,155
V5003 PNxNS (key retracts latch pull trim)	\$877	1,347	N/A	2,371	1,221	N/A	1,803	2,376	N/A	1,009	N/A	1,089	1,155
V5003 WSxNS (key retracts latch pull trim)	\$939	1,409	N/A	2,433	1,283	N/A	1,865	2,438	N/A	1,071	N/A	1,151	1,217
V5002 ANxNS (dummy pull)	\$887	1,357	N/A	2,381	1,231	N/A	1,813	2,386	N/A	1,019	N/A	1,099	1,165
V5002 WPxNS (dummy pull - wire)	\$1,003	1,473	N/A	2,497	1,347	N/A	1,929	2,502	N/A	1,135	N/A	1,215	1,281
V5003 ANxNS (key retracts latch pull trim)	\$887	1,357	N/A	2,381	1,231	N/A	1,813	2,386	N/A	1,019	N/A	1,099	1,165
V5008 BNxNS (key locks/unlocks lever)	\$1,065	1,267	N/A	2,559	1,409	N/A	1,991	2,564	N/A	1,197	N/A	1,277	1,343
V5009 BNxNS (lever active by key; locked when key removed)	\$1,065	1,267	N/A	2,559	1,409	N/A	1,991	2,564	N/A	1,197	N/A	1,277	1,343
V5014 BNxNS (lever always active)	\$1,065	1,267	N/A	2,559	1,409	N/A	1,991	2,564	N/A	1,197	N/A	1,277	1,343

Value Series

Electric Slide-In Filler Kits (For Service & Repair Parts - Contact Factory)			Price
SIFV-EB	Exit Alarm 9VDC (Battery Powered) Includes pushpad monitoring	SIFV-EB-36" SIFV-EB-48"	\$219 \$228
SIFV-EB-W	Weatherized Exit Alarm 9VDC (Battery Powered) Includes pushpad monitoring, remote signal & remote bypass	SIFV-EB-W-36" SIFV-EB-W-48"	\$463 \$476
SIFV-EA	Exit Alarm 12VAC - 24VAC (Hardwired) Includes pushpad monitoring & remote signal	SIFV-EA-36" SIFV-EA-48"	\$360 \$370
SIFV-EX	Request to Exit Switching Includes pushpad monitoring Specify Cylinder Dogging (CD), Less Dogging (LD) or Hex Dogging (HD)	SIFV-EX-36" SIFV-EX-48"	\$137 \$143
SIFV-EX-W	Weatherized Request to Exit Switching Includes weatherized pushpad monitoring Specify Cylinder Dogging (CD), Less Dogging (LD) or Hex Dogging (HD)	SIFV-EX-W-36" SIFV-EX-W-48"	\$161 \$173
HD-CD-LD Slide-In Filler Kits			
SIFV-LD	Less Dogging Slide-In Filler Kit	SIFV-LD-36" SIFV-LD-48"	\$16 \$21
SIFV-HD	Hex Key Dogging Slide-In Filler Kit	SIFV-HD-36" SIFV-HD-48"	\$42 \$42
SIFV-CD	Cylinder Dogging Slide-In Filler Kit	SIFV-CD-36" SIFV-CD-48"	\$42 \$42
Cylinders		(NOT Factory Installed in device)	(Factory Installed in Device)
MC65	Mortise Cylinder, Schlage "C" Keyway, 1-1/8" 6-pin, Keyed 5-pin - Specify Finish	\$30	\$60
IC7	7-pin SFIC Mortise Cylinder Housing (Core not included)	\$30	\$60
IC7R	7-pin SFIC Rim Cylinder Housing (Core not included)	\$30	\$60
RC65	Rim Cylinder, Schlage "C" Keyway, 6-pin, Keyed 5-pin (Also known as ECL-445K) - Specify Finish	\$30	\$60
Cylinder Collars and Accessories		Finishes:	606, 612, 626, 630 605, 613, 629, 693, 695
CCL	Cylinder Collar, Long 11/16" - Specify Finish	\$30	\$42
CCS	Cylinder Collar, Short 7/16" - Specify Finish	\$30	\$42
CBK	Cylinder Bracket Kit (for rim cylinder used with other manufacturer's trim)	\$30	
Shaft Extension Kits			
SE-2	Shaft Extension Kit for Lever Trims for 2 - 2-1/2" thick door		\$55
SE-25	Shaft Extension Kit for Lever Trims for 2-1/8 - 2-3/4" thick door		\$55
SE-3	Shaft Extension Kit for Lever Trims for 2-5/8 - 3-1/4" thick door		\$88
SE-35	Shaft Extension Kit for Lever Trims for 3-1/8 - 3-3/4" thick door		\$88
SE-4	Shaft Extension Kit for Lever Trims for 3-5/8 - 4-1/4" thick door		\$88
SE-65	Shaft Extension Kit for Lever Trims for 6 - 6-5/8" thick door		\$88

PARTS/ACCESSORIES CONT'D ON PAGE 89

Strike Kits		Price	
94	Double Door Strike Kit with Tamper Resistant and Standard Fasteners (for V40 Series Devices) (no security driver required)	\$57	
96	Surface Non-Roller Strike (for V50/V51 Series Devices)	\$30	
96B	Dust Proof Strike (for V50 Series Devices)	\$42	
98	Semi-Mortise Strike (for V40 Series Devices)	\$42	
99	Surface Strike (for V40 Series Devices)	\$35	
SHK1	Strike Hook Kit (1 per package)	\$16	
Hex Dogging Key			
HDK	Hex Dogging Key	\$3	
Mounting Accessories			
NSK	Narrow Stile Door Kit (Can work for V40 and V50) Converts Standard Value Series Device to fit 2" stile - Specify Device Finish: 628 or 711	\$79	
NSK-SVR	Narrow Stile Door Kit For Surface Vertical Rods (Only works for V50) Converts Standard Value Series Device to fit 2" stile - Specify Device Finish: 628 or 711	\$32	
SN1	Sex Nut Kit 1/4"-20 (2 per pkg) - Specify Finish: 606, 613, 630	\$16	
SSK3	Torx® Security Screw Kit for Value Series - Includes security tip driver and tamper resistant fasteners	\$38	
Glass Bead Kit			
GB5	Glass Bead Kit - V50 Series (Used as 1/4" shim for flush doors with light kit moldings)	\$309	
GB15	Glass Bead Kit - V40 Series (Used as 1/4" shim for flush doors with light kit moldings)	\$68	
Flexible Conduit Loop Kits, Armored Cable Kits and Power Transfers			
FCV	Flex Conduit Kit includes conduit, endcap and fittings	FCV-3'	\$46
		FCV-10'	\$69
FCV-W	Weatherized Flex Conduit Kit includes conduit, fittings and waterproof wire nuts	FCV-W-3'	\$47
		FCV-W-10'	\$69
AL18	Surface Mount Flex Armor Loop, Aluminum Finish, 18" - Mounted to door and wall	\$69	
JB1	Junction Box - Flex Conduit Kit (for use with EM to run wires to Magnetic Lock)	\$150	
PT-5	Power Transfer	\$134	
EWH8-626	Electric Hinge	\$329	

Value Series

PARTS/ACCESSORIES CONT'D ON PAGE 90

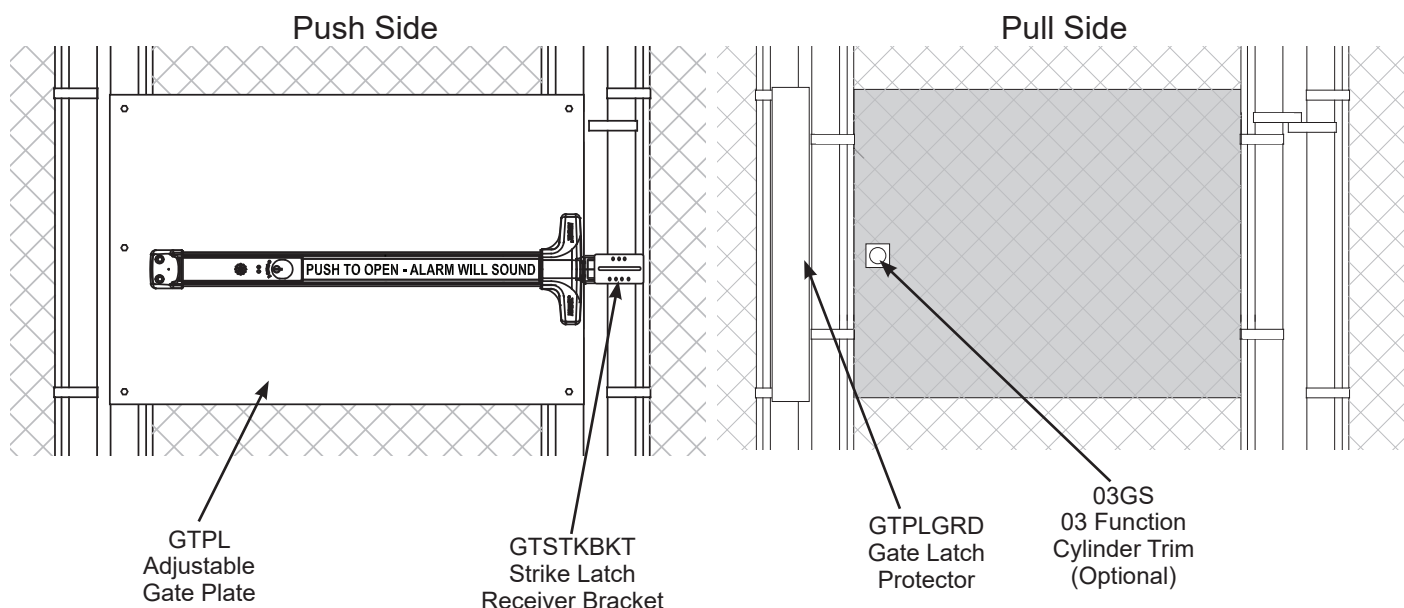
Delayed Egress Peel and Stick Door Signage Chart		PUSH UNTIL ALARM SOUNDS DOOR CAN BE OPENED IN 15 SECONDS	Price
PUSH UNTIL ALARM SOUNDS - DOOR CAN BE OPENED IN XX SECONDS			
ECL-395	English - 15 Second - Red (Standard)		\$13
ECL-395-1	English - 30 Second - Red		\$13
ECL-395-2	French/Canadian - 15 Second - Red		\$13
ECL-395-3	French/Canadian - 30 Second - Red		\$13
ECL-395-4	Spanish - 15 Second - Red		\$13
ECL-395-5	Spanish - 30 Second - Red		\$13
ECL-395-6	French - 15 Second - Green		\$13
ECL-395-7	French - 30 Second - Green		\$13
ECL-395-8	German - 15 Second - Green		\$13
ECL-395-9	German - 30 Second - Green		\$13
ECL-395-10	Chinese - 15 Second - Red		\$13
ECL-395-11	Chinese - 30 Second - Red		\$13
ECL-395-12	English European - 15 Second - Red		\$13
ECL-395-13	English European - 30 Second - Red		\$13
Peel & Stick Door Sign		PUSH TO OPEN ALARM WILL SOUND	
PUSH TO OPEN - ALARM WILL SOUND			
101802-1	English - Green		\$15
101802-2	French - Green		\$15
101802-3	German - Green		\$15
101802-4	Chinese - Red		\$15
101802-5	Spanish - Red		\$15
101802-6	French/Canadian - Red		\$15
Optional Value Series Pushpad Signage Chart		<i>PUSH TO OPEN-ALARM WILL SOUND</i>	
PUSH TO OPEN - ALARM WILL SOUND		36"	48"
105417-1	Pushpad wrap kit - 3-foot Red, white lettering	\$15	
105417-2	Pushpad wrap kit - 4-foot Red, white lettering		\$15
105417-3	Pushpad wrap kit - 3-foot Black, no lettering	\$15	
105417-4	Pushpad wrap kit - 4-foot Black, no lettering		\$15
For Other Languages, Contact Factory			
Delayed Egress Outdoor Signage Chart		PUSH UNTIL ALARM SOUNDS DOOR CAN BE OPENED IN 15 SECONDS	
PUSH UNTIL ALARM SOUNDS - DOOR CAN BE OPENED IN 15 SECONDS			
101906	English - 15 Second (Metal Sign - Non-Adhesive)		\$75
101906-1	English - 30 Second (Metal Sign - Non-Adhesive)		\$75

PARTS/ACCESSORIES CONT'D ON PAGE 91

MODEL NO.	DESCRIPTION	PRICE
GTPLKIT	Gate Plate Kit - Includes Gate Latch Protector (GTPLGRD), GTSTKBKT (Strike Latch Receiver Bracket), GTPL (Adjustable Gate Plate)	\$675

MODEL NO.	DESCRIPTION	PRICE
GTPL	Adjustable Gate Plate - Fits Single Gates 32" - 52" wide Fits square or round gate frames Plate comes without mounting holes for device	\$429
GTSTKBKT	Strike Latch Receiver Bracket	\$159
GTPLGRD	Gate Latch Protector	\$109
03GS	Optional 03 function cylinder trim used on gates (Rim Cylinder sold separately)	\$99
08GSN	Spacer for Narrow Lever Trim	\$119

Value Series



EXIT DEVICE SOLD SEPARATELY


For more information, see Value Series weatherized exit devices

PS80 SERIES™ CONTROLLERS AND POWER SUPPLIES

Available late 2017

POWER SUPPLIES Replaces 80-800 and 90-800 Power Supplies


For use with Delayed Egress (EE) and Access Control

	MODEL NO.	DESCRIPTION	PRICE
	PS80	24VDC Power Supply - 2.0A continuous Includes separate 12V output module Battery Charging Circuit sold separately	\$566

* Cover lock and keys sold separately



POWER SUPPLY CONTROLLERS Replaces 81-800, 82-800 and 83-800 Power Supply Controllers

For use with Latch Retraction (ER)

	MODEL NO.	DESCRIPTION	PRICE
	PS82	Controller and Power Supply - 2.0A continuous For single door, simultaneous pairs of doors and independent pairs of doors Includes separate 12V output module Batteries and Battery Charging Circuit sold separately	\$920

* Cover lock and keys sold separately

PS80 / PS82 OPTIONS AND ACCESSORIES

	MODEL NO.	DESCRIPTION	PRICE
	70-12B	Battery 12VDC 4AH	\$90
	70-24B	Battery 24VDC 4AH 2 batteries provided Includes linking cable (Battery Box not Included)	\$189
		NEMA 4X Enclosure	Add \$1,799
		Battery Charging Circuit	Add \$187
	BB	Battery Backup Kit - Includes Battery Charging Circuit and 2 batteries	\$376
	L	Cover Lock and 2 keys	Add \$40
	LT	Less Transformer *NOTE: Requires 24VAC input	Subtract \$12


PS80 / Series 800

PS80 SERIES™

CONTROLLERS AND POWER SUPPLIES



Available late 2017

POWER SUPPLY CONTROLLERS Replaces 84-800 and 85-800 Power Supply Controllers
For use with Advantex Delayed Egress With Latch Retraction (EExER)

	MODEL NO.	DESCRIPTION	PRICE
 <p>Remote Indicating Unit (RIU)</p>	PS85	24VDC Power Supply with Remote Indicating Unit 2.0A continuous Includes separate 12V output module Battery Charging Circuit sold separately	\$1,749

* Cover lock and keys sold separately

PS85 OPTIONS AND ACCESSORIES


	PART NO.	DESCRIPTION	PRICE
	70-12B	Battery 12VDC 4AH	\$90
	70-24B	Battery 24VDC 4AH 2 batteries provided Includes linking cable (Battery Box not Included)	\$189
		Battery Charging Circuit	Add \$187
	BB	Battery Backup Kit - Includes Battery Charging Circuit and 2 batteries	\$376
	L	Cover Lock and 2 keys	Add \$40
	SA	Silent Arming	Add \$48
	PS8510	1-second arming delay	N/C
	PS8503	30-second Delayed Egress	N/C
	KS	Key Stop	Add \$5
	BLK	Black Remote Indicating Unit (RIU)	N/C
	RKO	Reset by Key Only	Add \$50
	MC65	Mortise cylinder (Installed)	Add \$60
	IC7	Interchangeable core housing (Installed)	Add \$60
	IK7	7-pin cylinder housing (Installed)	Add \$60
	F	Flush Mounting for RIU	N/C
	SSK	Security Screws for RIU	Add \$30

PS80 / Series 800

Series 800

CONTROLLERS AND POWER SUPPLIES


POWER SUPPLIES

	MODEL NO.	DESCRIPTION	PRICE
	80-800*	12 or 24VDC Power Supply - 1.0A continuous Can be used with ED, EE, EM products NOTE: Battery Charging Circuit included on all above (Battery sold separately)	\$576
	x220 M12	Optional - 220VAC Input 12-Volt Module	Add \$98 Add \$136

* Cover lock and keys sold separately - See Series 800 Accessories (p. 97) to order.

POWER SUPPLY CONTROLLERS

For use with Latch Retraction (ER)

	MODEL NO.	DESCRIPTION	PRICE
	81-800*	Controller and Power Supply - 1.0A continuous Powers and controls ER device for 1 door with signal output for 1 operator	\$898
	82-800*	Controller and Power Supply - 2.0A continuous Powers and controls ER device for 1 pair of doors with signal output for 1 operator	\$1,012
	83-800*	Controller and Power Supply - 2.0A continuous Powers and controls ER device for 2 independent doors with signal output for 2 operators NOTE: Battery Charging Circuit included on all above (Battery sold separately)	\$1,189
	x220 M12	Optional - 220VAC Input 12-Volt Module	Add \$98 Add \$136

* Cover lock and keys sold separately - See Series 800 Accessories (p. 97) to order.


PS80 / Series 800

Series 800

CONTROLLERS AND POWER SUPPLIES (cont'd.)

POWER SUPPLY CONTROLLERS

For use with Advantex Delayed Egress With Latch Retraction (EExER)

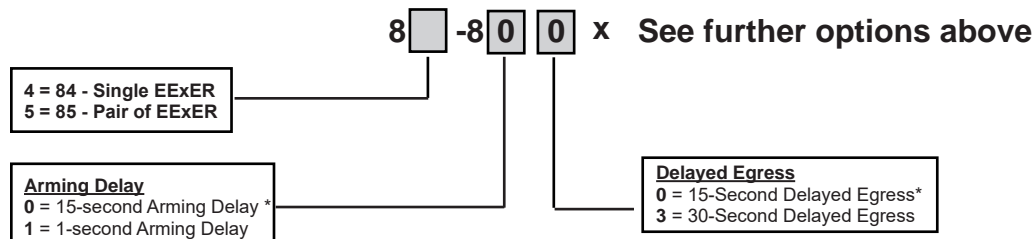
	MODEL NO.	DESCRIPTION	PRICE
 <p>84-800 or 85-800</p> <p>Remote Indicating Unit (RIU)</p> <p>Also includes wire harness with wiring</p>	84-800	Controller and Power Supply with Remote Indicating Unit - 1.0A continuous - Powers and controls EExER device for 1 door with signal output for 1 operator	\$1,829
	85-800	Controller and Power Supply with Remote Indicating Unit - Controller and Power Supply - 2.0A continuous Powers and controls EExER device for 1 pair of doors with signal output for 1 operator	\$2,329
<p>* Standard defaults include: 15-second Arming, 15-second Delayed Egress, English Signage (RWE), 3-chirp Arming, Door Signal Module (DSM), Gray Remote Indicating Unit (RIU), Surface mounting, Dummy Plug (not installed), Rearm using key or access control (Powers 2 EExER Exit Devices - for 85-800 units only)</p>			

CONFIGURABLE OPTIONS - 84-800 / 85-800

MODEL NO.	DESCRIPTION	PRICE
8X-810	1-second Arming	N/C
8X-803	30-second Delayed Egress (AHJ letter required)	N/C
SA	Silent Arming	Add \$48
M12	12VDC Module (Replaces DSM when ordering 85-800)	Add \$136
BLK	Black Remote Indicating Unit (RIU)	N/C
F	Flush Mounting	N/C
MC65	Mortise cylinder (Installed)	Add \$60
IC7	Interchangeable core housing (Installed)	Add \$60
KS	Key Stop	Add \$5
SSK	Security Screws for RIU	Add \$30
RKO	Rearm using Key only	Add \$50
ER	Powers (1) EExER and (1) ER Exit Device (for 85-800 units only)	Add \$98
EE	Powers (1) EExER and (1) EE Exit Device (for 85-800 units only)	Add \$98

Signage - Other languages available - contact factory

PS80 / Series 800











* Standard default

Series 800

CONTROLLERS AND POWER SUPPLIES (cont'd.)

LOGIC CONTROLLERS

	MODEL NO.	DESCRIPTION	PRICE
	10-800*	Series 800 Controller - Stand-Alone 120VAC/24VDC System contains back box, transformer and Series 800 electronics	\$1,204
	11-800*	Series 800 Controller - Stand-Alone 120VAC/24VDC System contains back box, upper back pan and flip-up insert, 24-point terminal strip, transformer and Series 800 electronics	\$1,313
	60-2RMF	Relay board (2) DPDT, 24VDC output relays, sequence or independent, wet or dry, field selectable - Includes 12VDC@150mA output tap. Used with Series 800 logic controllers, offers an integration solution to multi controls and single-point terminations.	Add \$167
	12-800	Series 800 Controller - Stand-Alone 120VAC/24VDC System contains back box, upper back pan and flip-up insert, 24-point terminal strip, transformer and Series 800 electronics Prewired at factory and labeled with connections for use in delayed egress applications (single or pairs)	\$1,398
	106595-1	For use on Single or Pairs of Delayed Egress System doors with weatherized controlled egress exit devices, labeled for use outdoor (106595-1 is supplied inside NEMA 4X enclosure and can be installed outdoors – attach conduit to bottom of NEMA 4X enclosure)	\$2,800
	30-800*	Series 800 Controller - 120VAC/24VDC Surface Box - Zinc Plated System contains back box w/metal stand-off, lid and Series 800 electronics. Requires low-voltage remote source of power	\$998
	31-800	Series 800 Controller - 120VAC/24VDC Flat Mount Plate Requires low-voltage remote source of power	\$1,029
	40-800*	Series 800 Controller - 120VAC/24VDC Surface Box - Black System contains back box, upper back pan and flip-up insert with Series 800 electronics. Requires low-voltage remote source of power	\$1,129
	41-800* **	Series 800 Controller - 120VAC/24VDC Surface Box - Black Without Flip-up insert unit. Requires low-voltage remote source of power	\$1,089
	60-2RMF	Relay board (2) DPDT, 24VDC output relays, sequence or independent, wet or dry, field selectable - Includes 12VDC@150mA output tap. Used with Series 800 logic controllers, offers an integration solution to multi controls and single-point terminations.	Add \$167
	50-800	Circuit Board - 24VAC/24VDC - Comes with 5 stand-offs, requires non-conductive support studs for proper installation	\$949

*Cover lock and keys not included - See Controller & Power Supply Accessories (p. 97) to order lock
 ** This application is generally used for integrated applications that require additional splice chamber room or for the pass-through of cable, wire or circuit boards associated with low voltage systems. Preparation of upper back pan and flip-up portion of insert to suit other manufacturers components is available. For custom applications, please call for quotation.

PS80 / Series 800


Series 800

ACCESSORIES

CONTROLLER & POWER SUPPLY OPTIONS


	MODEL NO.	DESCRIPTION	PRICE
	L	Cover Lock and 2 keys	Add \$40
	T	Tamper Proof Sensor	Add \$40
	K1	Relay	Add \$30

POWER SUPPLY ACCESSORIES

	MODEL NO.	DESCRIPTION	PRICE
	70-12B	Battery 12VDC 4AH	\$90
	70-24B	Battery 24VDC 4AH 2 batteries provided Includes linking cable (Battery Box not Included)	\$189
	M12	12 Volt Module	Add \$136

Signage sold separately - See ECL-395 (p. 90) and EA-561 (p. 125)

CONTROLLER ACCESSORIES

	MODEL NO.	DESCRIPTION	PRICE
	60-06	Folding Insert Tray Add this to 10-800 Controller to provide space for digital timer or door call module	\$178

Signage sold separately - See ECL-395 (p. 90) and EA-561 (p. 125)

90 SERIES KEYED REMOVABLE MULLIONS

Removable Mullions

For use with Advantex®, Value Series®
& Other Rim Exit Devices

Rim Cylinder
Sold Separately



Standard Mullions	PRICE
90KRx7 - Keyed Removable Mullion - 7-foot	\$641
90KRx8 - Keyed Removable Mullion - 8-foot	\$641
90KRx10 - Keyed Removable Mullion - 10-foot	\$702
Fire Rated Mullions	PRICE
F90KRx7 - Fire Rated Keyed Removable Mullion - 7-foot	\$745
F90KRx8 - Fire Rated Keyed Removable Mullion - 8-foot	\$745

Shipped less rim cylinder - Rim Cylinder available at additional cost (see p. 122)



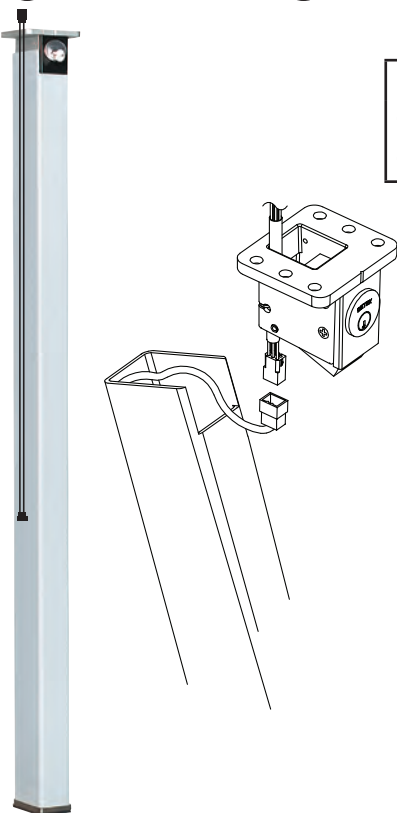
NOTE: Fire Rated Listing allows field location of strike. Detex Fire Rated Mullion can be strike-prepped in the field.

Detex Fire Rated Mullion can be used with other manufacturers' exit devices that are fire rated for pairs of doors with a mullion.

90 SERIES ELECTRIFIED KEYED REMOVABLE MULLIONS

Electrified Mullions	PRICE
90KREx7 - Electrified Keyed Removable Mullion - 7-foot	\$836
90KREx8 - Electrified Keyed Removable Mullion - 8-foot	\$836

Shipped less rim cylinder - Rim Cylinder available at additional cost (see p. 122)



90 Series Mullions

Effective March 31, 2017
Modified October 31, 2016

90 SERIES REMOVABLE MULLIONS



For use with Advantex®, Value Series®
& Other Rim Exit Devices

Hurricane Rated Mullions	PRICE
H90Rx7 - Hurricane Rated Removable Mullion (Not Keyed) - 7-foot	\$882
H90Rx8 - Hurricane Rated Removable Mullion (Not Keyed) - 8-foot	\$882

(NOTE: Cylinder not required)

AO19 SERIES®

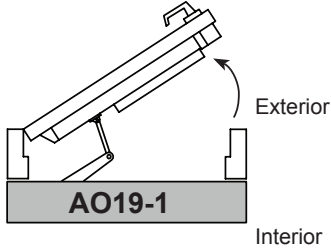
Automatic Operator

Select from list below and fax to 800-653-3839

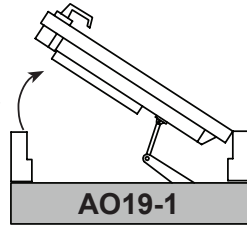
*NOTE: Operator always mounted inside of building
Viewed from mounting side of door*

- Single Door 39.5" Right Hand Push AL
 Qty _____ 45.5" Left Hand Push 11" + reveal BZ
 52" Pull Max reveal on a pull 2.5"

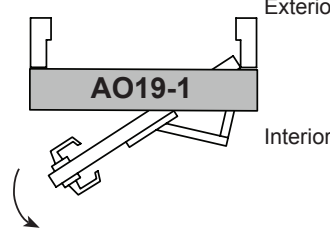
LH Push



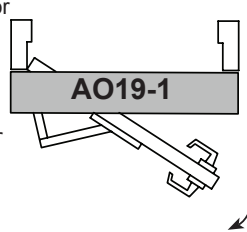
RH Push



LH Pull

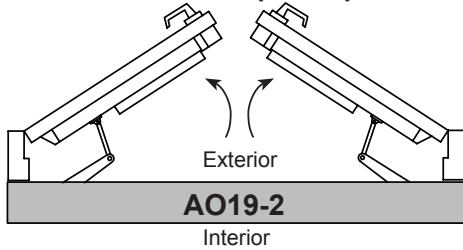


RH Pull

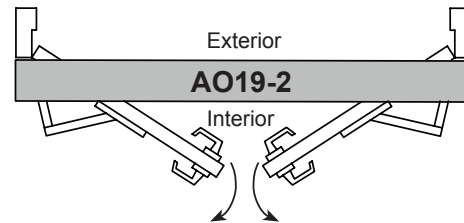


- Double Door (Twin) 75.5" Push AL Simultaneous
 Qty _____ 92" Push deep (11" reveal) BZ Independent
 100" Pull Max reveal on a pull 2.5"

Double Door (Twin) Push

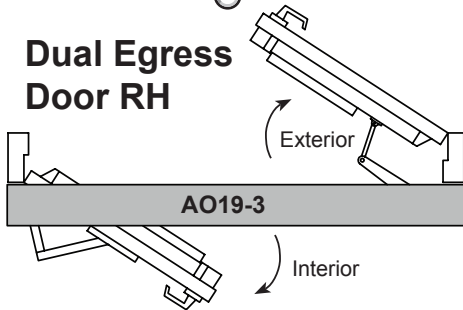


Double Door (Twin) Pull

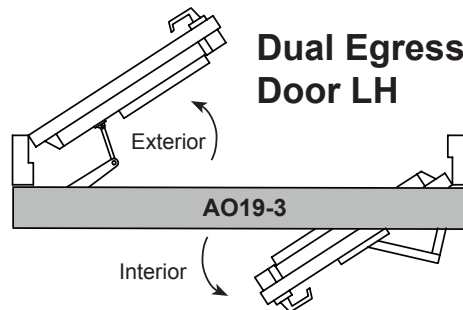


- Double Egress (Dual) Door 75.5" Right Hand AL Simultaneous
 Qty _____ 92" Left Hand BZ Independent
 100"

Dual Egress Door RH



Dual Egress Door LH



Distributor: _____ Date: _____


Ph # _____ Email: _____ PO # _____

Comments: _____

Model # _____ x (length) _____ x (push/pull/dual) _____ x (AL/BZ) _____

AO19 SERIES®


LOW ENERGY AUTOMATIC DOOR OPERATORS FOR SINGLE DOOR APPLICATIONS



Model Number	Description	Finish	
		Clear (xAL)	Bronze (xBZ)
AO19-1xLH Push	Single Door Left Hand Push	\$3,400	\$3,400
AO19-1xRH Push	Single Door Right Hand Push	\$3,400	\$3,400
AO19-1xLH Pull	Single Door Left Hand Pull	\$3,400	\$3,400
AO19-1xRH Pull	Single Door Right Hand Pull	\$3,400	\$3,400
DEVICE COMES STANDARD WITH:	AL - Clear Finish 39.5" Device for 3-foot doors	FINISHES: AL - 204-Ri Clear Arch. Class II anodized coating, AA-M12C22A31 (Std.) BZ - 313-Ri Dark Bronze Arch. Class II anodized coating, AA-M12C22A32	
OPTIONS	45.5" Device for 42" doors 52" Device for 48" doors Custom lengths 26" to 52" Special lengths shorter than 26" Special lengths longer than 52" DEEP (Required on doors with reveals over 11") FLAT (Substitute Flat Arm, provides 1-3/4" of additional headroom at top of door)	N/C N/C Add \$75 Contact Factory Contact Factory Add \$50 Add \$50	

AO19 SERIES®

LOW ENERGY AUTOMATIC DOOR OPERATORS FOR DOUBLE DOOR APPLICATIONS



Model Number	Description	Finish	
		Clear (xAL)	Bronze (xBZ)
AO19-2 Push	Double Door Push	\$6,420	\$6,420
AO19-2 Pull	Double Door Pull	\$6,420	\$6,420
DEVICE COMES STANDARD WITH:	AL - Clear Finish 75.5" Device for pairs of 3-foot doors	FINISHES: AL - 204-Ri Clear Arch. Class II anodized coating, AA-M12C22A31 (Std.) BZ - 313-Ri Dark Bronze Arch. Class II anodized coating, AA-M12C22A32	
OPTIONS	92" Device for pairs of 44" doors 100" Device for pairs of 48" doors Custom lengths 60" to 100" Special lengths shorter than 60" Special lengths longer than 100" DEEP (Required on doors with reveals over 11") FLAT (Substitute Flat Arm, provides 1-3/4" of additional headroom at top of door) Independent (Allows each door to operate independently)		N/C N/C Add \$75 Contact Factory Contact Factory Add \$100 Add \$100 Add \$50

AO19 SERIES®

LOW ENERGY AUTOMATIC DOOR OPERATORS FOR DOUBLE EGRESS DOOR APPLICATIONS







AO19 Series

Model Number	Description	Finish	
		Clear (xAL)	Bronze (xBZ)
AO19-3xRH	Double Egress Doors RH Push / RH Pull	\$6,420	\$6,420
AO19-3xLH	Double Egress Doors LH Push / LH Pull	\$6,420	\$6,420
DEVICE COMES STANDARD WITH:	AL - Clear Finish 75.5" Device for pairs of 3-foot doors	FINISHES: AL - 204-Ri Clear Arch. Class II anodized coating, AA-M12C22A31 (Std.) BZ - 313-Ri Dark Bronze Arch. Class II anodized coating, AA-M12C22A32	
OPTIONS	92" Device for pairs of 44" double egress doors 100" Device for pairs of 48" double egress doors Custom lengths 60" to 100" Special lengths shorter than 60" Special lengths longer than 100" DEEP (Required on doors with reveals over 11") FLAT (Substitute Flat Arm, provides 1-3/4" of additional headroom at top of door) Independent (Allows each door to operate independently)		N/C N/C Add \$75 Contact Factory Contact Factory Add \$100 Add \$100 Add \$50

NOTES

Single Door Kits




	Part No.	Description	Price
	104792	4-1/2" Square Button Wireless Single Door Kit - Includes (2) 4-1/2" Square HSS-Detex Pushplate Switch (104755) (2) Wall-Mount Boxes / Transmitter (104753) (1) Multi-Mode Receiver (104752)	\$484
	104791-2	4-1/2" Square Button Wired Single Door Kit - Includes (2) 4-1/2" Square HSS-Detex Pushplate Switch (104755) (2) 4-1/2" Square Low-Profile Mounting Box (104738-1020)	\$349
	105943-TXTGK	4-1/2" Square Touchless Button Wireless Single Door Kit - Includes (2) 4-1/2" Square Wireless Touchless Button Pushplate Switch (2) Wall-Mount Boxes / Transmitter (1) Multi-Mode Receiver (104752)	\$1,025
	105941-TGK	4-1/2" Square Touchless Button Wired Single Door Kit - Includes (2) 4-1/2" Square Touchless Button Pushplate Switch (2) 4-1/2" Square Low-Profile Mounting Box	\$836

For other pushplate switch options, see website


PARTS/ACCESSORIES CONT'D ON PAGE 106

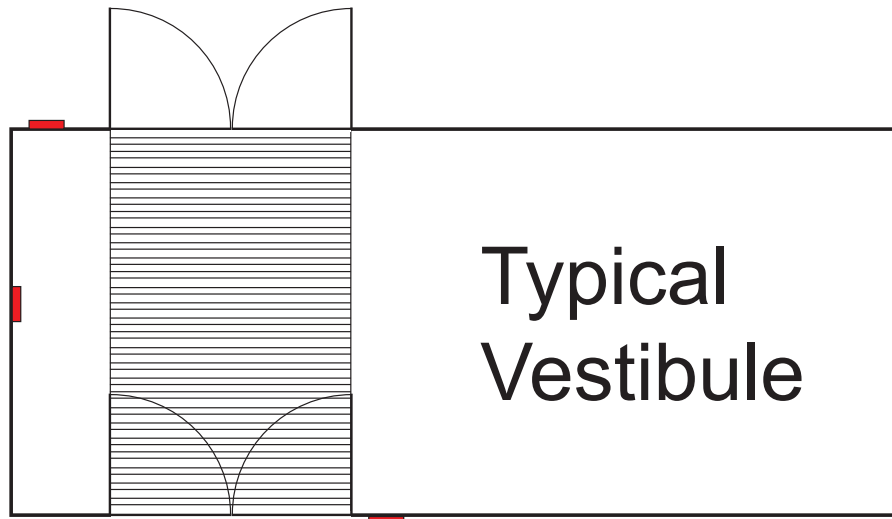
AO19 SERIES® PARTS/ACCESSORIES (cont'd.)

Vestibule Door Kits

	Part Number	Qty.	Description	Price
	104786	1 kit	4-1/2" Square Button Wireless Vestibule Kit - Includes (2) 4-1/2" Square Pushplate Switch (104755-HSS) (2) Wall-Mount Box with Transmitter (104753) (1) Double Vestibule Pushplate Switch (104744-HSS) (1) Dual Vestibule Button Box / Transmitter (104753-V) (2) Multi-Mode Receiver (104752)	\$954
	105388	1 kit	4-1/2" Square Button Wireless Vestibule Sequencing Kit - Includes (2) 4-1/2" Square Pushplate Switch (104755-HSS) (2) Wall-Mount Box/Sequencing Transmitter (104753-STX) (1) Double Vestibule Pushplate Switch (104744-HSS) (1) Dual Vestibule Button Box / Transmitter (104753-V) (2) Multi-Mode Receiver (104752)	\$1,100
	105387	1 kit	4-1/2" Square Button Wired Vestibule Kit - Includes (2) 4-1/2" Square Pushplate Switch (104755-HSS) (1) Double Vestibule Pushplate Switch (104744-HSS) (2) Low-Profile Mounting Box (104738-1020) (1) Dual Vestibule Button Box (104738-1015)	\$589



For other pushplate switch options, see website

 Recommended
 Button
 Locations



PARTS/ACCESSORIES CONT'D ON PAGE 107

Jamb Mount Kits



	Part Number	Qty.	Description	Price
	104741	1 kit	<u>Jamb Button Wireless Single Door Kit</u> - Includes (2) Jamb Pushplate Switch (104739-HSS) (2) Jamb-Mount Box with Transmitter (104753-J) (1) Multi-Mode Receiver (104752)	\$529
	105942-NK	1 kit	<u>Jamb Wired Touchless Door Kit</u> - Includes (2) Touchless Buttons (2) Surface Mount Jamb Box (104738-1035)	\$836

For other pushplate switch options, see website


PARTS/ACCESSORIES CONT'D ON PAGE 108

AO19 SERIES® PARTS/ACCESSORIES (cont'd.)

Post Kits

	PART NO.	QTY.	DESCRIPTION	PRICE
	104788-1 Aluminum Concealed	1 kit	<u>Single Button Wireless Post Kit</u> - Kit includes items & quantities for activation on one side of opening: (1) 4-1/2" Square Pushplate Switch (104755) (1) Post Transmitter (104753-P) (1) Single Button Post, Aluminum (105380-1)	\$1,059
	104788-2 Bronze Concealed	1 kit	<u>Single Button Wireless Post Kit</u> - Kit includes items & quantities for activation on one side of opening: (1) 4-1/2" Square Pushplate Switch (104755) (1) Post Transmitter (104753-P) (1) Single Button Post, Bronze (105380-2)	\$1,059

Post Packages

	PART NO.	QTY.	DESCRIPTION	PRICE
	104755 104753-P 105396-X*	4 2 2	<u>Double Button Wireless Post Package</u> - Package illustrates items & quantities required for activation on one side of opening: 4-1/2" Square Pushplate Switch Post Transmitter Double Button Post	4 @ \$117 ea 2 @ \$156 ea 2 @ \$1,224 ea

* Select post type and finish (See next page for more information)

PARTS/ACCESSORIES CONT'D ON PAGE 109

Transmitters

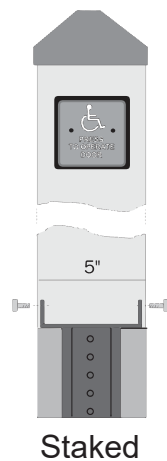
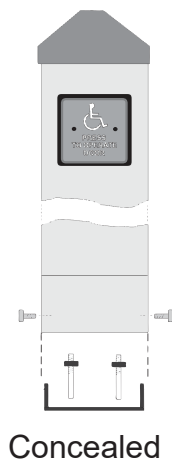
PART NO.	DESCRIPTION	PRICE
104737-1	Handheld Remote Transmitter with 1 Button for one operator	\$130
104737-2	Handheld Remote Transmitter with 2 Buttons for two operators	\$144
104753	Clearpath Square 4-1/2" Wall Mount Transmitter	\$156
104753-J	Clearpath Jamb-Mount Transmitter	\$156
104753-P	Clearpath Post Transmitter (Transmitter only)	\$156
104753-V	Clearpath Dual Vestibule Transmitter	\$263
104753-STX	Clearpath Square 4-1/2" Sequencing Transmitter	\$195
104753-STX-J	Clearpath Jamb-Mount Sequencing Transmitter	\$195
104753-STX-P	Clearpath Sequencing Post Transmitter (Transmitter Only)	\$195

Receivers

PART NO.	DESCRIPTION	PRICE
104752	Clearpath Multi-Mode Receiver	\$165
104752-RXM	Clearpath Multi-Mode Receiver w/RXM	\$196

Posts Only

PART NO.	DESCRIPTION	PRICE
Mounting & Color Options (Requires 4-1/2" Square Pushplate Switch)		
105380-1	Post - Aluminum Concealed (1 Pushplate switch required)	\$794
105380-2	Post - Bronze Concealed (1 Pushplate switch required)	\$794
105380-3	Post - Aluminum Staked (1 Pushplate switch required)	\$794
105380-4	Post - Bronze Staked (1 Pushplate switch required)	\$794
105380-5	Post - Aluminum Exposed (1 Pushplate switch required)	\$794
105380-6	Post - Bronze Exposed (1 Pushplate switch required)	\$794
105396-1	Post - Aluminum Concealed (2 Pushplate switches required)	\$1,224
105396-2	Post - Bronze Concealed (2 Pushplate switches required)	\$1,224
105396-5	Post - Aluminum Exposed (2 Pushplate switches required)	\$1,224
105396-6	Post - Bronze Exposed (2 Pushplate switches required)	\$1,224






PARTS/ACCESSORIES CONT'D ON PAGE 110

AO19 SERIES®

PARTS/ACCESSORIES (cont'd.)

Pushplate Switches

	PART NO.	DESCRIPTION	PRICE
	104755	Includes: Pushplate Switch only Pushplate Switch 4-1/2" Square Detex Logo	\$117
	104739-HSS	Includes: Pushplate Switch only Jamb Pushplate Switch 59J-HSS	\$119
	104744-HSS	Includes: Double Pushplate Switch (1) Vestibule Pushplate Switch 59V-HSS	\$224

Boxes

PART NO.	DESCRIPTION	PRICE
104738-1010	Low Profile Jamb Box - 1 Box	\$54
104738-1035	Surface Mounting Jamb Box 2" deep	\$64
104738-1015	Surface Mounting Box 4-1/2" Square	\$54
104738-1020	Surface Mounting Low Profile Box 4-1/2" Square	\$54

PARTS/ACCESSORIES CONT'D ON PAGE 111

Keyswitches

PART NO.	DESCRIPTION	PRICE
CS4730-HSS	Includes: Keyswitch (1), Pushplate Switch (1) Cylinder Keyswitch SPST Momentary HSS	\$326
CS4740-HSS	Cylinder Keyswitch SPST Maintained HSS	\$326

Miscellaneous

PART NO.	DESCRIPTION	PRICE
104790	Safety Presence Sensor (DH400)	\$596
105395-1	SafePath SSS-5M1 door-mounted Safety Sensor	\$796
105375-1	Rain Cover for DH Series	\$79
105378-1	Safety Beam Surface Mount	\$244
104758-1	Microwave Motion Sensor (Microstar)	\$434
104787	Door Safety Decal English	\$24
104787-1	Door Safety Decal English/Spanish	\$37
104747	Universal Time Delay Module (TDM)	\$184
104746	Infrared Motion Detector (DH100)	\$555

Service & Repair

PART NO.	DESCRIPTION	PRICE
104798-1	3-Point Push Arm Assembly AL	\$200
104798-2	3-Point Push Arm Assembly BZ	\$200
104797-1	Parallel Arm Pull Assembly AL	\$249
104797-2	Parallel Arm Pull Assembly BZ	\$249
104796-1	Motor / Gearbox LH Push	\$1,298
104796-2	Motor / Gearbox LH Pull AL	\$1,298
104796-3	Motor / Gearbox RH Push	\$1,298
104796-4	Motor / Gearbox RH Pull AL	\$1,298
104708	Microswitch Harness	\$78
104794	3-Position Switch & Wire	\$84
105421	Universal Controller (UDC 1000)	\$759
105423	Cable ISP Synchronization	\$139
104764-1	Kit 120VAC Line Filter 8-foot	\$290
104764-2	Kit 120VAC Line Filter 4-foot	\$240
104764-3	Kit 120VAC Line Filter 2-foot	\$240
105412	Push - Motor Gearbox Rebuild Kit	\$354
105412-1	Pull - Motor Gearbox Rebuild Kit	\$354
105433	S&R AO19 Clock Spring Replacement Kit	\$109

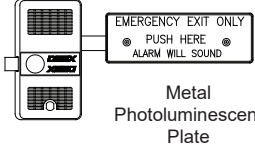
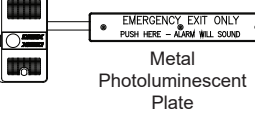
NOTES



ECL-230D SERIES

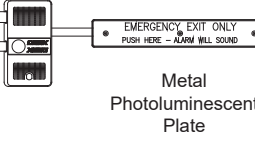


Meets ADA Requirements

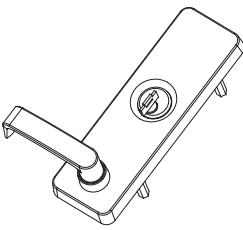
	MODEL NO.	DESCRIPTION	PRICE
	ECL-230D	UL-Listed Panic Hardware Exit Control Lock	\$350
 <p>NOTE: ECL-230D-PH for use on doors that require Panic Hardware</p>	ECL-230D-PH	UL-Listed Panic Hardware Standard Exit Control Lock w/Long Bar 36" to 48" Door Width	\$393
<p>Supplied with: 9-volt battery, cover lock w/2 keys, ECL-437 & ECL-439 Keepers Available in Gray or Black English paddle bar plate (ECL-8220 w/ECL-230D or ECL-2109 w/ECL-230D-PH) Shipped less rim cylinder - Rim cylinder available at additional cost (see p. 122) Foreign language paddle bar plates available (see p. 115)</p>			

Exit Control Locks

ECL-600 FIRE RATED HARDWARE

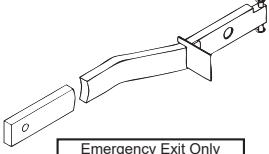
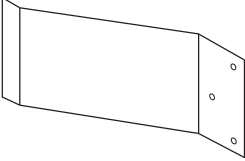
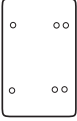
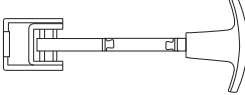
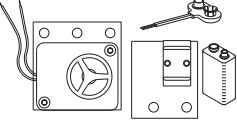


	MODEL NO.	DESCRIPTION	PRICE
	ECL-600	Warnock Hersey-Listed Fire Exit Hardware w/Long Bar 36" to 48" Door Width	\$627
<p>3-Hour Listing - Single Door to 4' x 8' - Double Doors to 8' x 8' Supplied with: 9-volt battery, cover lock w/2 keys Available in Gray or Black Keeper & strike kit English paddle bar plate - ECL-2109 Shipped less control cylinders Rim cylinders available at additional cost (see p. 122)</p>			

ECL-620 Outside Lever Trim for ECL-600

	MODEL NO.	DESCRIPTION	PRICE
	ECL-620	Outside Lever Trim Lever retracts latch bolt only Rim Cylinder (not included) operates deadbolt Finish: Black only Field Reversible	\$300

ECL ACCESSORIES

Exit Control Locks

	MODEL NO.	DESCRIPTION	PRICE
 <div data-bbox="178 548 366 603" style="border: 1px solid black; padding: 2px;"> Emergency Exit Only Alarm Will Sound Push Here </div>	ECL-2105K	Field Conversion Kit For 36" to 48" Door Width with metal Photoluminescent plate	\$74
	ECL-436K	Bar Guard Kit (For use with Standard ECL-230D)	\$24
	ECL-2100K	Bar Guard Kit (For use with ECL-230D-PH & ECL-600)	\$35
	ECL-475K	Decorative Back Plate Kit	\$38
	ECL-498K	Outside Pull and Warning Sign (Not for use on Fire Rated Doors)	\$92
	ECL-2111K	6V-to-9V Conversion Kit (For use with ECL-230D and ECL-230C models only)	\$59
	PP-5572	Replacement Cover Lock & 2 Keys	\$8
	ECL-405-X	Cover Lock Key X = specify Key # 11-20	\$2



ACCESSORIES (cont'd.)

<p>(Metal Photoluminescent Plate)</p>	ECL-8220 (RWE)	ECL-230D Metal Exit Bar Plates Specify: English	\$17
	ECL-2109	ECL-230D-PH and ECL-600 Metal Exit Bar Plates Specify: English	\$24
	ECL-8225-8 (RWS)	ECL-230D Exit Bar Plates Specify: Spanish	\$18
	ECL-8225-5 (RWI)	Italian	\$18
	ECL-8225-6 (RWC)	Chinese (Red)	\$18
	ECL-8225-9 (GWC)	Chinese (Green)	\$18
ECL-8225-7 (RWF)	French Canadian	\$18	
ECL-8225-1 (RWD)	Dutch	\$18	
ECL-8225-2 (GWF)	French	\$18	
ECL-8225-3 (RWG)	German	\$18	
101248-1	ECL-230D-PH and ECL-600 Exit Bar Plates Specify: French Canadian	\$59	
101248-2	Chinese (Red)	\$59	
101248-3	Chinese (Green) for PH	\$89	

Exit Control Locks

Keeper and Strike Kits - ECL-230D

	MODEL NO.	DESCRIPTION	PRICE
	ECL-439K	Mortise Strike Plate Kit	\$8
	ECL-435K	Adjustable Surface Keeper "L" & "Z" bracket for double door applications	\$18
	ECL-437K	Adjustable Surface (standard)	\$10
All Strikes Non-Handed			


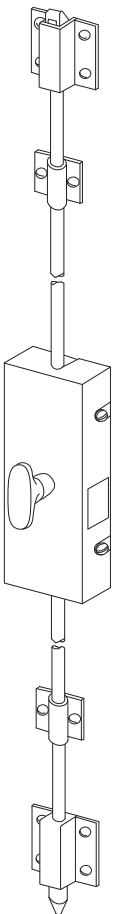
	MODEL NO.	DESCRIPTION	PRICE
	DDH-2250	Double Door Holder (ECL-230 Series and V40 Series)	\$113

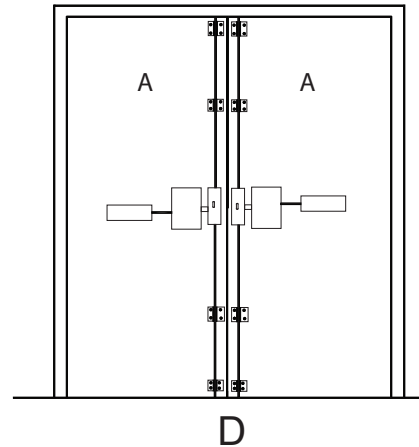
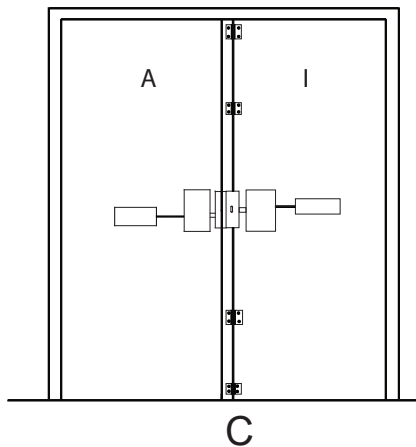
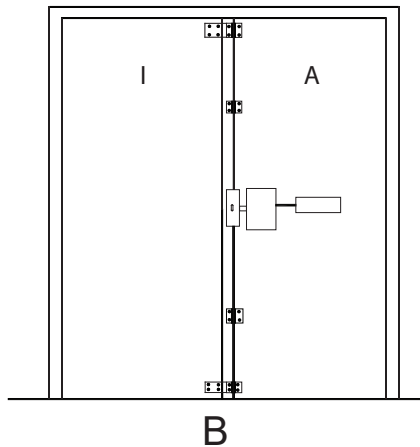


Vertical Rod Assemblies

For Use With ECL-230D Only

Exit Control Locks

 	MODEL NO.	DESCRIPTION	PRICE
	VRA-143 (B) 84" Standard	Application: Active Leaf Opens Both Doors Includes one Vertical Rod Assembly for active leaf and two overlapping plates for inactive leaf	\$451
	VRA-143 (C) 84" Standard	Application: Active leaf opens first; Inactive leaf remains locked until ECL-230D is activated Includes one Vertical Rod Assembly for inactive leaf	\$479
	VRA-143 (D) 84" Standard	Application: Each Leaf Independent Includes two Vertical Rod Assemblies, one for each leaf	\$844
	Installation Type B	Special Heights over 84" to 96"	\$558
	Installation Type C		\$597
	Installation Type D		\$1,103
	Installation Type B	Over 96"	\$595
	Installation Type C		\$637
	Installation Type D		\$1,158
ECL-230D Exit Control Lock device sold separately. Specify actual door opening height up to 120". Specify type of installation to be made - B, C, or D. Note: VRA-143B can also be used for a single door application to provide 2-point latching.			







ECL-230X SERIES

Alarmed Deadbolt Panic Hardware

Single-Point Lock

 <p>Photoluminescent Push Plate Sign</p> <p>Hurricane Rating Now Available</p> <p>UL-Listed Panic Hardware</p>	MODEL NO.	DESCRIPTION	PRICE
	ECL-230X	Single-Point Deadbolt only Exit Control Lock	\$533
	ECL-230X-W 	Single-Point Deadbolt only Weatherized Exit Control Lock	\$729
<p>Supplied with: 9-volt battery; Optional 9VDC Power Supply see BE-961 (p. 131) Fits 36" - 48" Door (Standard) Available in Gray (Standard) English Push Plate Sign (RWE Standard) or Spanish Push Plate Sign (RWS Option) Other languages available - Call Factory Shipped less rim cylinder - Rim cylinder available at additional cost (see below)</p>			

Exit Control Locks

OPTIONS - ECL-230X

MODEL NO.	DESCRIPTION	PRICE
H	Hurricane Rated Comes standard with SN1 (Sex Nut Kit)	Add \$262
DX1 DX2 DX3	Adds one hinge-side locking point with mounting hardware Adds two hinge-side locking points with mounting hardware Adds three hinge-side locking points with mounting hardware DX Bolts available in Gray (Std.) or Black - Specify Finish	Add \$44 Add \$85 Add \$119
30"	Fits 30" wide Door	Add \$75
RC65	Rim Cylinder, Schlage "C" Keyway with 2 keys Installed in Lock and / or Trim	Add \$60
IC7R	Interchangeable Core Rim Cylinder Housing, Small Format Installed in Lock and / or Trim (Core not Included)	Add \$60
IP	Inside Pull	Add \$34
DDSK	Double Door Strike Kit	Add \$80
CL SS CL-SS	Cover Lock & 2 Keys (Installed) Security Screws Cover Lock & Security Screws	Add \$20 Add \$21 Add \$41
SN1	Sex Nut Kit (included with Hurricane Rated)	Add \$16 (per kit)
RK	ECL-230D RetroFit Kit (Endcap plate and lock-body plate)	Add \$32

NOTE: All cylinders are keyed different. Keyed alike is available upon request.



ECL-230X-TD / ECL-230X-TB SERIES

Alarmed Deadbolt Panic Hardware 2-Point Locks

Exit Control Locks

	MODEL NO.	DESCRIPTION	PRICE
	ECL-230X-TD	2-Point Top Bolt and Deadbolt Exit Control Lock	\$884
	ECL-230X-TB	2-Point Top and Bottom Bolt Exit Control Lock (Cover Lock standard on TB configuration)	\$1,030
	 ECL-230X-W-TD ECL-230X-W-TB	2-Point Top Bolt and Deadbolt / Weatherized Exit Control Lock 2-Point Top and Bottom Bolt / Weatherized Exit Control Lock (Cover Lock standard on TB configuration)	\$1,092 \$1,230
<p>Supplied with: 9-volt battery; Optional 9VDC Power Supply see BE-961 (p. 131) Fits 36" - 48" Door (Standard) Available in Gray (Standard) English Push Plate Sign (RWE Standard) or Spanish Push Plate Sign (RWS Option) Other languages available - Call Factory Shipped less rim cylinder - Rim cylinder available at additional cost (see below)</p>			

OPTIONS - ECL-230X-TD / ECL-230X-TB

MODEL NO.	DESCRIPTION	PRICE
DX1 DX2 DX3	Adds one hinge-side locking point with mounting hardware Adds two hinge-side locking points with mounting hardware Adds three hinge-side locking points with mounting hardware DX Bolts available in Gray (Std.) or Black - Specify Finish	Add \$44 Add \$85 Add \$119
30"	Fits 30" wide Door	Add \$75
RC65 IC7R	Rim Cylinder, Schlage "C" Keyway with 2 keys Installed in Lock and / or Trim Interchangeable Core Rim Cylinder Housing, Small Format Installed in Lock and / or Trim (Core not Included)	Add \$60
84" 96" 120"	Fits 6'8" to 7' Door Fits 7' to 8' Door Fits 8' to 10' Door	N/C N/C Add \$75
RC BG RC-BG	Rod Covers Bottom Bolt Guard Rod Covers & Bottom Bolt Guard	Add \$190 Add \$110 Add \$300
IP	Inside Pull	Add \$34
DDSK 96B	Double Door Strike Kit Dust Proof Strike	Add \$80 Add \$36
CL SS CL-SS	Cover Lock & 2 Keys (Installed) (Standard on TB configuration - N/C) Security Screws Cover Lock & Security Screws	Add \$20 Add \$21 Add \$41
SN1	Sex Nut Kit	Add \$16 (per kit)
RK	ECL-230D RetroFit Kit (Endcap plate and lock-body plate)	Add \$32

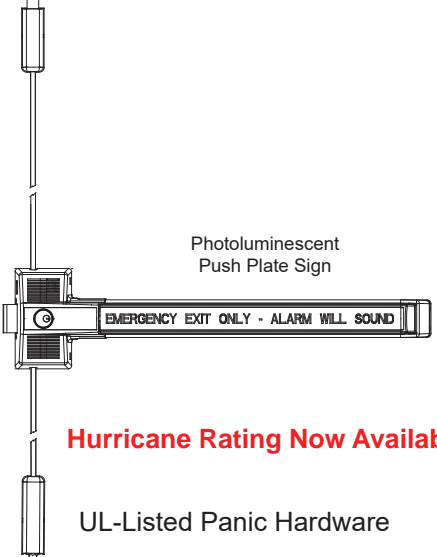

NOTE: All cylinders are keyed different. Keyed alike is available upon request.



ECL-230X-TDB SERIES

Alarmed Deadbolt Panic Hardware

3-Point Lock

 <p>Photoluminescent Push Plate Sign</p> <p>EMERGENCY EXIT ONLY - ALARM WILL SOUND</p> <p>Hurricane Rating Now Available</p> <p>UL-Listed Panic Hardware</p>	MODEL NO.	DESCRIPTION	PRICE
	ECL-230X-TDB	3-Point Top Bolt, Deadbolt and Bottom Bolt Exit Control Lock	\$1,130
	 ECL-230X-W-TDB	3-Point Top Bolt, Deadbolt and Bottom Bolt Weatherized Exit Control Lock	\$1,330
<p>Supplied with: 9-volt battery; Optional 9VDC Power Supply see BE-961 (p. 131) Fits 36" - 48" Door (Standard) Available in Gray (Standard) English Push Plate Sign (RWE Standard) or Spanish Push Plate Sign (RWS Option) Other languages available - Call Factory Shipped less rim cylinder - Rim cylinder available at additional cost (see below)</p>			

Exit Control Locks

OPTIONS - ECL-230X-TDB

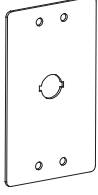

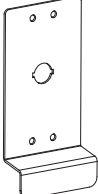
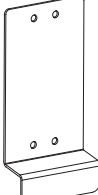
MODEL NO.	DESCRIPTION	PRICE
H	Hurricane Rated Comes standard with SN1 (Sex Nut Kit)	Add \$262
DX1 DX2 DX3	Adds one hinge-side locking point with mounting hardware Adds two hinge-side locking points with mounting hardware Adds three hinge-side locking points with mounting hardware DX Bolts available in Gray (Std.) or Black - Specify Finish	Add \$44 Add \$85 Add \$119
30"	Fits 30" wide Door	Add \$75
RC65 IC7R	Rim Cylinder, Schlage "C" Keyway with 2 keys Installed in Lock and / or Trim Interchangeable Core Rim Cylinder Housing, Small Format Installed in Lock and / or Trim (Core not Included)	Add \$60
84" 96" 120"	Fits 6'8" to 7' Door Fits 7' to 8' Door Fits 8' to 10' Door	N/C N/C Add \$75
RC BG RC-BG	Rod Covers Bottom Bolt Guard Rod Covers & Bottom Bolt Guard	Add \$190 Add \$110 Add \$300
IP	Inside Pull	Add \$34
DDSK 96B 96B-DDS	Double Door Strike Kit Dust Proof Strike Dust Proof Strike & Double Door Strike	Add \$80 Add \$36 Add \$116
CL SS CL-SS	Cover Lock & 2 Keys (Installed) Security Screws Cover Lock & Security Screws	Add \$20 Add \$21 Add \$41
SN1	Sex Nut Kit (included with Hurricane Rated)	Add \$16 (per kit)
RK	ECL-230D RetroFit Kit (Endcap plate and lock-body plate)	Add \$32

NOTE: All cylinders are keyed different. Keyed alike is available upon request.


ECL ACCESSORIES

ECL-230X Trim

Exit Control Locks

	MODEL NO.	DESCRIPTION	PRICE
	03T	Trim Plate with OKC	\$155
	01T	Trim Plate without OKC	\$155
	03PP	Pull Plate with OKC	\$155
	01PP	Pull Plate without OKC	\$155

DX Bolts

	MODEL NO.	DESCRIPTION	PRICE
	DX1	1 Bolt and Through-Bolt Mounting Hardware Available in Gray (Std.) or Black - Specify Finish	\$44
	DX2	2 Bolts and Through-Bolt Mounting Hardware Available in Gray (Std.) or Black - Specify Finish	\$85
	DX3	3 Bolts and Through-Bolt Mounting Hardware Available in Gray (Std.) or Black - Specify Finish	\$119

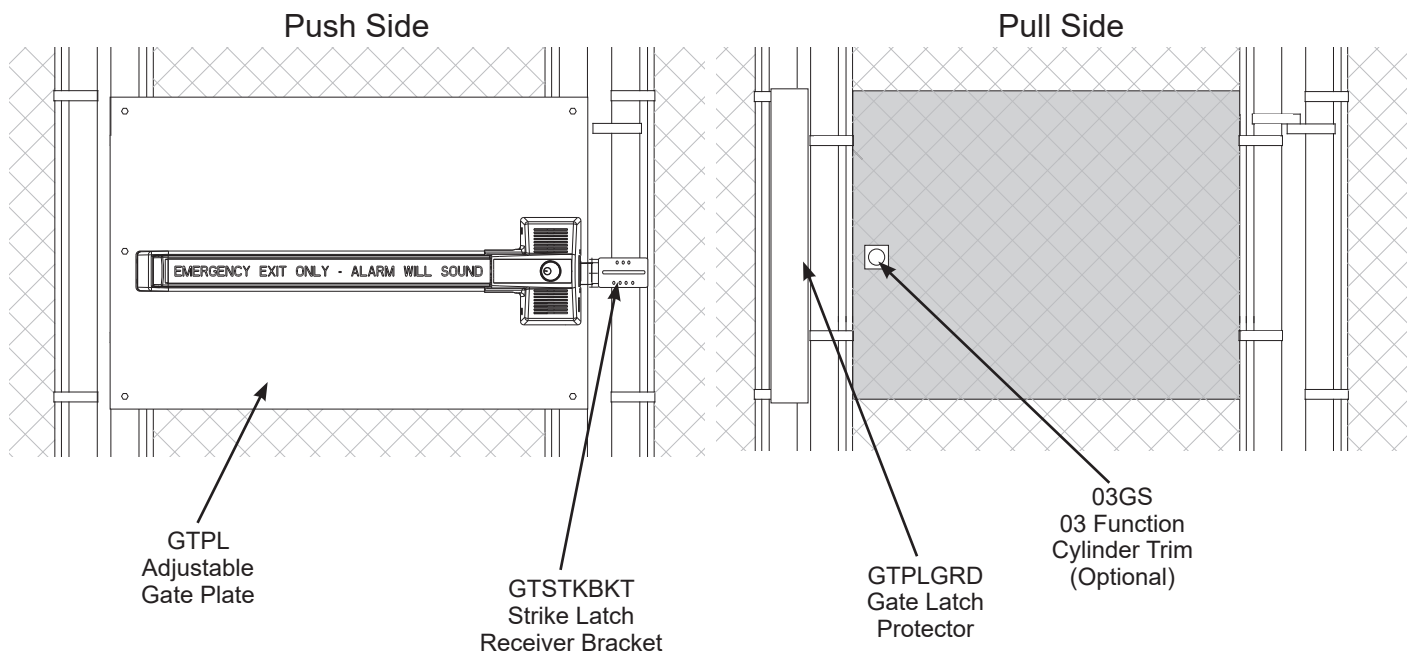


ACCESSORIES (cont'd.)

MODEL NO.	DESCRIPTION	PRICE
GTPL230X	Gate Plate Kit - Includes Gate Latch Protector (GTPLGRD), GTSTKBKT (Strike Latch Receiver Bracket), 104305 Adapter Plate, GTPL (Adjustable Gate Plate)	\$675

MODEL NO.	DESCRIPTION	PRICE
GTPL	Adjustable Gate Plate - Fits Single Gates 32" - 52" wide Fits square or round gate frames Plate comes without mounting holes for device	\$429
GTSTKBKT	Strike Latch Receiver Bracket	\$159
104345	Adapter Plate for 230X Strike	\$26
GTPLGRD	Gate Latch Protector	\$109
03GS	Optional 03 function cylinder trim used on gates (Rim Cylinder sold separately)	\$99
08GSN	Spacer for Narrow Lever Trim	\$119

Exit Control Locks



EXIT DEVICE SOLD SEPARATELY

For more information, see Exit Control Locks weatherized exit devices

Cylinders and Accessories

MODEL NO.	DESCRIPTION	PRICE	
RC65 (Also known as ECL-445K) 	Rim Cylinder, Schlage "C" Keyway with 2 keys	\$30	
MC65 	Mortise Cylinder, Schlage "C" Keyway, 626 Brushed Chrome Finish with 2 keys	\$30	
IC7 	SFIC Interchangeable Core Mortise Cylinder Housing, Small Format (Core not included)	\$30	
IC7R 	SFIC Interchangeable Core Rim Cylinder Housing, Small Format (Core not included)	\$30	
ECL-470	Extra key for RC65 or MC65 (Specify Key #)	\$9	
ECL-1595	Standard Cylinder Collars for use with ECL-230 Series & ECL-620	\$4	
CCS	Short Cylinder Collar (7/16") accommodates most 5-pin and 6-pin mortise cylinders	606, 612, 626, 630 Finishes	\$30
		605, 613, 629, 693, 695 Finishes	\$42
CCL	Long Cylinder Collar (11/16") for most 7-pin and 6- and 7-pin interchangeable core cylinders Brushed Chrome Finish	606, 612, 626, 630 Finishes	\$30
		605, 613, 629, 693, 695 Finishes	\$42
103789 	Cylinder Nut Socket	\$29	
100783 	Cylinder Nut	\$3	

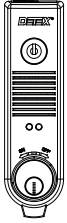

NOTE: All cylinders are keyed different. Keyed alike is available upon request.

Contact factory for install price

NOTES



500 Series Battery-Powered Exit Alarm

	MODEL NO.	DESCRIPTION	PRICE
 <p>Mortise Cylinder Sold Separately</p>	EAX-500	Surface Mount Battery Alarm (Sensor Kit & EA-561 Warning Sign Included) Gray Finish - standard	\$228
	EAX-500SK1	Kit Includes 1 EAX-500 alarm and: (1) MS-1039S Magnetic Switch (2) MS-1039S Magnetic Switches (1) MS-1059S Magnetic Switch (2) MS-1059S Magnetic Switches (1) MS-2049S Magnetic Switch (2) MS-2049S Magnetic Switches	Add \$48
	EAX-500SK2		Add \$96
	EAX-500SK3		Add \$48
	EAX-500SK4		Add \$96
	EAX-500SK5		Add \$85
EAX-500SK6	Add \$170		
	EAX-500W	Weatherized Surface Mount Battery Alarm	\$344
	EAX-500 Series is UL-Classified Miscellaneous Fire Door Accessories		

CONFIGURABLE OPTIONS - EAX®-500

MODEL NO.	DESCRIPTION	PRICE
BK	Suffix for black finish	No Additional Cost
EA-561 EA-704-2 102651-1 EA-705 EA-561G 102651-3 102651-2	Self-Adhesive Door Signs English - Red (RWE) Spanish - Red (RWS) French - Green (GWF) French Canadian - Red (RWF) German - Green (GWG) Chinese - Red (RWC) English/German - Green (GWE)	No Additional Cost when ordered with EAX
MC65	Mortise Cylinder, factory-installed	Add \$60
IC7	7-pin IC Cylinder Housing (Core not included), factory-installed	Add \$60
KS	Key Stop, factory-installed	Add \$5
L11 thru L20	Cover lock with specific key number (EAX-500 only)	No Additional Cost
102644	In-Swing Door Kit	Add \$17

Exit Alarms

Arming Delay
 0 = 15-second Arming Delay
 1 = 1-second Arming Delay
 2 = 5-second Arming Delay

EAX-5 0 0 x Enhancements x See further options above

Extended Bypass
 0 = Alarm must be manually turned off; or may be field selected for 2-min. Auto Re-arm
 3 = Alarm must be manually turned off; or may be field selected for 10-min. Auto Re-arm
 4 = Alarm must be manually turned off; or may be field selected for 20-min. Auto Re-arm
Timed Bypass
 5 = Alarm sounds if door is opened after arming delay. Manual Re-arm only

W = Weatherized

For complete how-to-order information, see www.detex.com/hto

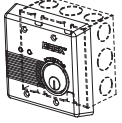



NOTE - Cylinders not included. Products on this page can be ordered with cylinders (MC65) or Interchangeable core housings (IC7) pre-installed at Detex prior to shipping (see above).





2500 Series AC/DC External-Powered Wall Mount Exit Alarm

	MODEL NO.	DESCRIPTION	PRICE
 Mortise Cylinder Not Included	EAX-2500F	Flush Mount AC/DC-Powered Alarm Gray Finish - Standard (EA-561 Warning Sign and Back Box Included) Does Not Include, but Requires: Magnetic Door Contacts - See p. 129 Transformer - See p. 131	\$420
	EAX-2500FK	Kit - Flush Mount AC/DC-Powered Alarm Gray Finish - Standard (EA-561 Warning Sign, Back Box, flush magnetic switch contact and 24VAC Transformer Included)	\$519
 Mortise Cylinder Not Included	EAX-2500S	Surface Mount AC/DC-Powered Alarm Gray Finish - Standard (EA-561 Warning Sign and Back Box Included) Does Not Include, but Requires: Magnetic Door Contacts - See p. 129 Transformer - See p. 131	\$420
	EAX-2500SK	Kit - Surface Mount AC/DC-Powered Alarm Gray Finish - Standard (EA-561 Warning Sign, Back Box, surface magnetic switch contact and 24VAC Transformer Included)	\$538

CONFIGURABLE OPTIONS - EAX®-2500

MODEL NO.	DESCRIPTION	PRICE
BK	Suffix for black finish	No Additional Cost
EA-561 EA-704-2 102651-1 EA-705 EA-561G 102651-3 102651-2	Self-Adhesive Door Signs English - Red (RWE) Spanish - Red (RWS) French - Green (GWF) French Canadian - Red (RWF) German - Green (GWG) Chinese - Red (RWC) English/German - Green (GWE)	No Additional Cost when ordered with EAX
MC65	Mortise Cylinder, factory-installed	Add \$60
IC7	7-pin IC Cylinder Housing (Core not included), factory-installed	Add \$60
KS	Key Stop, factory-installed	Add \$5
C	Conversion kit for retrofit from EA-2500F (102640)	Add \$52

Exit Alarms

Arming Delay
 0 = 15-second Arming Delay
 1 = 1-second Arming Delay
 2 = 5-second Arming Delay
 4 = 4-minute Arming Delay

EAX-25 x See further options above

Extended Bypass
 0 = Alarm must be manually turned off; or may be field selected for 2-min. Auto Re-arm
 3 = Alarm must be manually turned off; or may be field selected for 10-min. Auto Re-arm
 4 = Alarm must be manually turned off; or may be field selected for 20-min. Auto Re-arm
Timed Bypass
 5 = Alarm sounds if door is open after arming delay. Manual Re-arm only

For complete how-to-order information, see www.detex.com/hto

MC65



IC7




NOTE - Cylinders not included. Products on this page can be ordered with cylinders (MC65) or Interchangeable core housings (IC7) pre-installed at Detex prior to shipping (see above).





3500 Series Timed Bypass Exit Alarm and Rechargeable Battery

	MODEL NO.	DESCRIPTION	PRICE
 Mortise Cylinder Sold Separately	EAX-3500	24VAC/DC Hardwired Timed Bypass Exit Alarm with Rechargeable Battery (EA-561 Warning Sign Included) Does not include, but requires: Magnetic Door Contacts - See p. 129 24V Transformer - See p. 131	\$630
	EAX-3500FK	Kit - 24VAC/DC Hardwired Timed Bypass Flush Exit Alarm with Rechargeable Battery, Flush Door Contacts, Plug-in Transformer	\$773
	EAX-3500SK	Kit - 24VAC/DC Hardwired Timed Bypass Surface Exit Alarm with Rechargeable Battery, Surface Door Contacts, Plug-in Transformer	\$705

CONFIGURABLE OPTIONS - EAX®-3500

MODEL NO.	DESCRIPTION	PRICE
EA-561 EA-704-2 102651-1 EA-705 EA-561G 102651-3 102651-2	Self-Adhesive Door Signs English - Red (RWE) Spanish - Red (RWS) French - Green (GWF) French Canadian - Red (RWF) German - Green (GWG) Chinese - Red (RWC) English/German - Green (GWE)	No Additional Cost when ordered with EAX
MC65	Mortise Cylinder, factory-installed	Add \$60
IC7	7-pin IC Cylinder Housing (Core not included), factory-installed	Add \$60

ACCESSORIES - EAX®-3500

MODEL NO.	DESCRIPTION	PRICE
CL-1	Cover Lock Key	\$4
BR12	Rechargeable Battery 12VDC, 3.4AH	\$75
103945	Allows EAX-3500 Surface Alarm to be recessed into hollow wall construction Kit includes: Flush Box, Instructions and Mounting Hardware	\$89

MC65



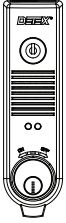

IC7



NOTE - Cylinders not included. Products on this page can be ordered with cylinders (MC65) or Interchangeable core housings (IC7) pre-installed at Detex prior to shipping (See above).



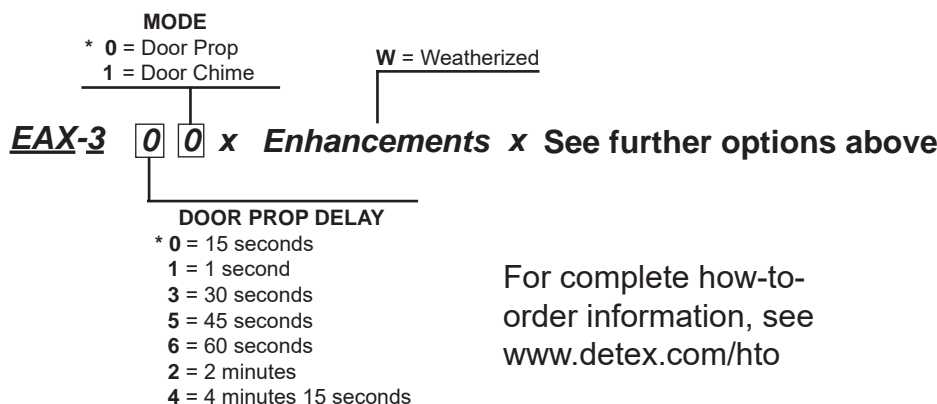
DOOR PROP ALARMS

	MODEL NO.	DESCRIPTION	PRICE
 <p>Mortise Cylinder Sold Separately</p>	EAX-300	Surface Mount Battery-Powered 100dB Door Prop Alarm with Internal Magnetic Door Contacts and Back Box Available in: Gray or Black	\$272
	EAX-300SK1 EAX-300SK2 EAX-300SK3 EAX-300SK4 EAX-300SK5 EAX-300SK6	Kit Includes 1 EAX-300 alarm and: (1) MS-1039S Magnetic Switch (2) MS-1039S Magnetic Switches (1) MS-1059S Magnetic Switch (2) MS-1059S Magnetic Switches (1) MS-2049S Magnetic Switch (2) MS-2049S Magnetic Switches	Add \$48 Add \$96 Add \$48 Add \$96 Add \$85 Add \$170
	EAX-300W 	Weatherized Door Prop Alarm	\$378

CONFIGURABLE OPTIONS - EAX[®]-300

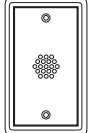
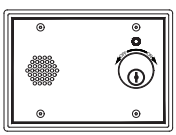
MODEL NO.	DESCRIPTION	PRICE
BK	Suffix for black finish	No Additional Cost
EA-561 EA-704-2 102651-1 EA-705 EA-561G 102651-4 102651-3 102651-2	Self-Adhesive Door Signs English - Red (RWE) Spanish - Red (RWS) French - Green (GWF) French Canadian - Red (RWF) German - Green (GWG) Chinese - Green (GWC) Chinese - Red (RWC) English/German - Green (GWE)	No Additional Cost when ordered with EAX
MC65	Mortise Cylinder, factory-installed	Add \$60
IC7	7-pin IC Cylinder Housing (Core not included), factory-installed	Add \$60
KS	Key Stop, factory-installed	Add \$5

Exit Alarms

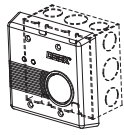
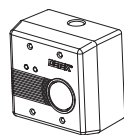
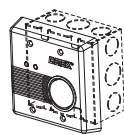
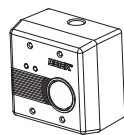




DOOR PROP ALARMS (cont'd.)

	EAX-411SK	Surface Mount AC/DC 85dB Door Prop Alarm Kit (Back Box, Surface Magnetic Switch Contacts and 24VAC Transformer Included)	\$350
	EAX-4200SK	Surface Mount AC/DC 85dB Exit Alarm/ Door Prop Alarm Kit (Back Box, Surface Magnetic Switch Contacts, 24VAC Transformer and rim cylinder Included)	\$839







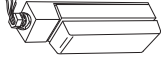
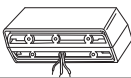
CS SERIES REMOTE ALARMS

	MODEL NO.	DESCRIPTION	PRICE
	CS-940F CS-950F	Flush Mount 9VDC Battery-Powered Remote Alarm No cylinder required Available in: Gray or Black	\$159
	CS-940S CS-950S	Surface Mount 9VDC Battery-Powered Remote Alarm No cylinder required Available in: Gray or Black	\$159
	CS-2940F CS-2950F	Flush Mount Externally-Powered Remote Alarm with 9VDC battery backup. AC adapter included - No cylinder required Available in: Gray or Black	\$212
	CS-2940S CS-2950S	Surface Mount Externally-Powered Remote Alarm with 9VDC battery backup. AC adapter included - No cylinder required Available in: Gray or Black	\$212

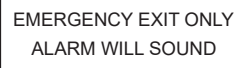

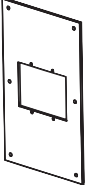

Exit Alarms





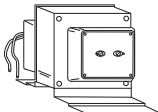
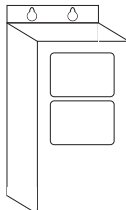
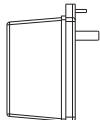
DOOR SWITCHES

	MODEL NO.	DESCRIPTION	PRICE
	MS-1039F	Economical Magnetic Switch Flush Mount, White, Closed Contacts	\$27
	MS-1039S*	Economical, Balanced Magnetic Switch Surface Mount, White, Closed Contacts	\$48
	MS-1059F	Economical Magnetic Switch Flush Mount, Brown, Closed Contacts	\$27
	MS-1059S*	Economical, Balanced Magnetic Switch Surface Mount, Brown, Closed Contacts	\$48
	MS-2049F**	Heavy Duty Form C Magnetic Switch (Flush Mount)	\$66
	MS-2049S**	Heavy Duty Form C Magnetic Switch (Surface Mount)	\$85
	MS-2049SC**	Heavy Duty Form C Magnetic Switch (Surface/Conduit Mount)	\$147
	MS-2049SI	Heavy Duty Form C Magnetic Switch (Surface Inswinging Mount)	\$135

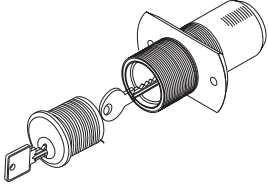
* Meets UL 634 Level 2 High-Security Sensor Standard
** UL-Classified Miscellaneous Fire Door Accessories

	MODEL NO.	DESCRIPTION	PRICE
	EA-561	Self-Adhesive Door Signs - Pricing for additional Self-Adhesive Door Signs not ordered with EAX English - Red (RWE)	\$2
	EA-704-2	Spanish - Red (RWS)	\$10
	102651-1	French - Green (GWF)	\$10
	EA-705	French Canadian - Red (RWF)	\$10
	EA-561G	German - Green (GWG)	\$10
	102651-3	Chinese - Red (RWC)	\$10
	102651-2	English/German - Green (GWE)	\$10
		102644	In-Swing Door Kit (For use with EAX-500 and EAX-300)
	PP-5572	Replacement Cover Lock & 2 Keys (For use with EAX-500 and EAX-300)	\$8
	102640	Conversion Kit for Retrofit from EA-2500F to EAX-2500F Size: 11" x 6.5" x 0.16" Aluminum Plate Includes: Anchors, Screws and Instructions	\$52
	PP-5567	9V Battery	\$5

POWER SOURCES

	MODEL NO.	DESCRIPTION	PRICE
	BE-961-1	Battery Eliminator - 120VAC to 9VDC Includes 10' Flex Conduit and Transformer Powers up to 3 ECLs or 3 EBs	\$259
	BE-961-2	Battery Eliminator - Same as above with Supervisory Loop Power, Transformer, Flex Conduit, alarm and LED (For use with ECL-230 & ECL-600 Series only)	\$301
	BE-961-5	Battery Eliminator - 12VAC to 9VDC Does not include Transformer or Flex Conduit Powers up to 3 ECLs or 3 EBs	\$174
	BE-961-6	Battery Eliminator - 24VAC to 9VDC Does not include Transformer or Flex Conduit Powers up to 3 ECL-230X-W or 3 EBs	\$174
		106595-5	Battery Eliminator in NEMA enclosure - 120VAC to 9VDC Includes 10' Flex Conduit and Transformer Powers up to 3 ECLs or 3 EBxWs
	PP-5152-2	Transformer, 120VAC - 24VAC 40 VA-60Hz	\$77
	PP-5152-3	Transformer, 120VAC - 12VAC 25 VA-60Hz	\$32
	PP-5452-2	Transformer, 240VAC - 12VAC, 25VA-50Hz	\$77
	106021	Transformer, 277VAC TO 24VAC 75VA	\$76
	106530	Transformer 277V to 110V/240V 500VA	\$354
	PS-P12x2-120	Plug-In Power Supply 120VAC - 12VDC 2 Amps	\$65
	PS-P24x1-120	Plug-In Power Supply 120VAC - 24VDC 1 Amp	\$80





REDI-KEY KEY VAULTS

	MODEL NO.	DESCRIPTION	PRICE
	FS-3000S	Standard Unit - Stainless Steel Key Control System	\$353
	Unit furnished with cylinder and two (2) keys on request Call factory for availability on any special keying requirements Two levels of High-Security Control available		



NOTES



2000 SERIES ACCESS CONTROL

	MODEL NO.	DESCRIPTION	PRICE
	DTX-2100	Stand-Alone Backlit Keypads NOTE: No software / No audit trail	\$461
	DTX-2110	Stand-Alone Keypads Durable Metal Keypad with Braille NOTE: No software / No audit trail	\$619
	DTX-2120	Stand-Alone Keypads Mullion-Mount Backlit Keypad NOTE: No software / No audit trail	\$846
	DTX-2300	Stand-Alone Proximity Reader / Keypad NOTE: No software / No audit trail	\$658
Weatherstrip supplied standard with all units.			

DTX-2000 SERIES ACCESSORIES

	MODEL NO.	DESCRIPTION	PRICE
	CARD-125kHz	25-pack of 125kHz proximity access cards for use with the DTX-2300 proximity card readers. 26-bit format, facility code 11	\$196
	FOB-125kHz	25-pack of 125kHz proximity access keyfobs for use with the DTX-2300 proximity card readers. 26-bit format, facility code 11	\$429

ACCESS CONTROL CONT'D ON PAGE 135



DTX-4000 SERIES ACCESS CONTROL

DTX-4000 SERIES HOW TO ORDER

Design
0 = Backlit Hardened Keys *
1 = Metal Braille Keys
2 = Mullion

Mounting
S = Surface

Interface Connection
NDESK = Network (Desktop)
NCAN = Network (Can)
USB = USB Serial

DTX-4 **1** **0** **2** **x** **S** **x** **B** **USB**





Example Order Number

DEVICE
1 = Keypad
3 = Keypad and Card Reader

SYSTEM (DTX-4XXX)
1 = 1-Door System
2 = 2-Door System
3 = 3-Door System
4 = 4-Door System
5 = 5-Door System
6 = 6-Door System
7 = 7-Door System
8 = 8-Door System
(Specify - Up to 16-door systems)
1M = Single-door audit with DTX-4001

Color
B = Black

* Default if left blank

	MODEL NO.	COMPUTER INTERFACE	DESCRIPTION	PRICE
 (DTX-411M)	DTX-411M x USB or NDESK or NCAN (Network)*	 USB	Access Control System for single door, with (1) DTX-4110 Keypad, (1) DTX-4001 controller with software, and transformer with either USB, Network Desktop mount (NDESK) or Network Can mount (NCAN). Expand system by adding (1 door) DTX-4001 or (4 doors) DTX-4004 controllers and added Keypads. Power for Keypads sold separately	DTX-411MxUSB \$2,431
		 NDESK		DTX-411MxNDESK \$3,288
		 NCAN		DTX-411MxNCAN \$3,102

* See How to Order above
 Weatherstrip supplied standard with all units.

ACCESS CONTROL CONT'D ON PAGE 136

DTX-4000 SERIES ACCESS CONTROL (cont'd.)













	MODEL NO.	COMPUTER INTERFACE	DESCRIPTION	PRICE
<p>(DTX-4111)</p>	DTX-4111 x USB or NDESK or NCAN (Network)*	<p>USB</p> <p>NDESK</p> <p>NCAN</p>	Access Control System for single door, with (1) DTX-4110 Keypad, (1) DTX-4004 controller with software, and transformer plus (1) controller module (105904) with either USB, Network Desktop mount (NDESK) or Network Can mount (NCAN). Add up to 3 more doors, by adding (3) keypads & (3) Controller Modules (105904). If adding 4 or more doors, additional DTX-4004 controllers & Keypads required. Power for Keypads sold separately	
			DTX-4111xUSB	\$3,063
			DTX-4111xNDESK	\$3,920
			DTX-4111xNCAN	\$3,734
<p>(DTX-4123)</p>	DTX-4123 x USB or NDESK or NCAN (Network)*	<p>USB</p> <p>NDESK</p> <p>NCAN</p>	Access Control System for three doors, with (3) DTX-4120 Keypads, (1) DTX-4004 controller with software, and transformer plus (3) controller modules (105904) with either USB, Network Desktop mount (NDESK) or Network Can mount (NCAN). Add up to 1 more door, by adding (1) keypad & (1) Controller Module (105904). If adding 2 or more doors, additional DTX-4004 controller, modules & Keypads required. Power for Keypads sold separately	
			DTX-4123xUSB	\$6,044
			DTX-4123xNDESK	\$6,901
			DTX-4123xNCAN	\$6,715
<p>(DTX-4303)</p>	DTX-4303 x USB or NDESK or NCAN (Network)*	<p>USB</p> <p>NDESK</p> <p>NCAN</p>	Access Control System for three doors, with (3) DTX-4300 Keypad/cardreaders & software, with either USB, Network Desktop mount (NDESK) or Network Can mount (NCAN). Expand system by simply adding additional DTX-4300 keypad/ cardreaders. Power for Keypads sold separately - Access Cards & Fobs sold separately	
			DTX-4303xUSB	\$3,960
			DTX-4303xNDESK	\$4,817
			DTX-4303xNCAN	\$4,631

* See How to Order on p. 135
Weatherstrip supplied standard with all units.

ACCESS CONTROL CONT'D ON PAGE 137



DTX-4000 SERIES ACCESS CONTROL (cont'd.)







	MODEL NO.	COMPUTER INTERFACE	DESCRIPTION	PRICE
 (DTX-4305)	DTX-4305 x USB or NDESK or NCAN (Network)*	 USB	Access Control System for five doors, includes (5) DTX-4300 Keypad/cardreaders & software, with either USB, Network Desktop mount (NDESK) or Network Can mount (NCAN). Expand system by simply adding additional DTX-4300 keypad/cardreaders. Power for Keypads sold separately - Access Cards & Fobs sold separately	DTX-4305xUSB \$6,406
		 NDESK		DTX-4305xNDESK \$7,263
		 NCAN		DTX-4305xNCAN \$7,077
 (DTX-4119)	DTX-4119 x USB or NDESK or NCAN (Network)*	 USB	Access Control System for nine doors, includes (9) DTX-4110 Keypads, (3) DTX-4004 Controllers with software and (3) transformers, with either USB, Network Desktop mount (NDESK) or Network Can mount (NCAN). Add up to 3 more doors by adding (3) keypads & (3) 105904 controller modules, or add 4 or more doors by adding additional DTX-4004 controllers, modules & keypads. Power for Keypads sold separately	DTX-4119xUSB \$18,063
		 NDESK		DTX-4119xNDESK \$18,920
		 NCAN		DTX-4119xNCAN \$18,734
 (DTX-43014)	DTX-43014 x USB or NDESK or NCAN (Network)*	 USB	Access Control System for fourteen doors, includes (14) DTX-4300 Keypad/cardreaders with software, with either USB, Network Desktop mount (NDESK) or Network Can mount (NCAN). Expand system by simply adding additional DTX-4300 keypad/cardreaders. Power for Keypads sold separately	DTX-43014xUSB \$17,413
		 NDESK		DTX-43014xNDESK \$18,270
		 NCAN		DTX-43014xNCAN \$18,084

* See How to Order on p. 135
Weatherstrip supplied standard with all units.

ACCESS CONTROL CONT'D ON PAGE 138



4000 SERIES ACCESSORIES



	MODEL NO.	DESCRIPTION	PRICE
	105904	Plug-In Door Control Module for use with DTX-4004 Secured Series Controller. Plugs directly on to the backplane of the DTX-4004 for expansion for up to three (3) door control modules per DTX-4004.	\$957
	105914	USB-to-Serial Converter on a single-gang electrical plate for use with DTX-4001, DTX-4004 or DTX-4300 controllers. Converts either RS232 or RS485 to USB for direct-connect to laptop or desktop computers.	\$309
	105913	TCP/IP-to-Serial Data Converter enabling DTX-4001 or DTX-4004 controllers to receive data and be programmed using any network workstation running HubManager Professional Software. Easily plugs into backplane of DTX-4001 or DTX-4004 controllers. Requires TCP/IP Ethernet Lan connection.	\$962
	105912	TCP/IP-to-Serial Data Converter enabling DTX-4300 controllers to receive data and be programmed using any network workstation running HubManager Professional Software. Requires TCP/IP Ethernet LAN connection.	\$1,148
	CARD-125kHz	25-pack of 125kHz proximity access cards for use with the DTX-4300 proximity card readers. 26-bit format, facility code 11	\$196
	FOB-125kHz	25-pack of 125kHz proximity access keyfobs for use with the DTX-4300 proximity card readers. 26-bit format, facility code 11	\$429

TAILGATE DETECTION / ANTI-TAILGATE

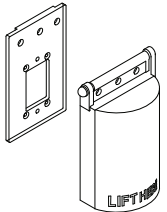
	MODEL NO.	DESCRIPTION	PRICE
	AT-5200-R0	Anti-Tailgate without remote alarm	\$4,494
	AT-5200-R1	Anti-Tailgate with remote alarm	\$4,594




KEYSWITCHES

 <p>CS-450, CS-460, CS-430, CS-440 (No LED, shown with cylinder installed - sold separately)</p>  <p>CS-452, CS-462, CS-432, CS-442 (2 LEDs - red & green, shown with cylinder installed - sold separately)</p>	MODEL NO.	DESCRIPTION	PRICE
	CS450	Keyswitch, single, momentary, no LED	\$176
	CS452	Keyswitch, single, momentary, 2 LEDs (green - red)	\$176
	CS460	Keyswitch, single, maintained, no LED	\$176
	CS462	Keyswitch, single, maintained, 2 LEDs (green - red)	\$176
	CS430	Keyswitch, 2 switches, momentary, no LED	\$176
	CS432	Keyswitch, 2 switches, momentary, 2 LEDs (green - red)	\$176
	CS440	Keyswitch, 2 switches, maintained, no LED	\$176
	CS442	Keyswitch, 2 switches, maintained, 2 LEDs (green - red)	\$176
Note: Single-switch back box not included; requires mortise cylinder			




KEYSWITCH COVERS

	MODEL NO.	DESCRIPTION	PRICE
	PC1	Keyswitch Cover & Adapter Plate	\$82




MOTION SENSORS

	MODEL NO.	DESCRIPTION	PRICE
	MN01	Motion Detector, 12/24VDC, form C relay	\$253
	MN02	Motion Detector, 9-16VDC, form A relay (N.O.)	\$69





PUSH BUTTONS

	MODEL NO.	DESCRIPTION	PRICE
	PB-2138-3	Shroud, beige, terminals, form C, single-gang	\$359
	PB-2158-3	Shroud, aluminum, terminals, form C, mullion-mount	\$289
	PB-2048-3	Mushroom, aluminum, terminals, form C, single-gang	\$329
Note: Single-switch back box not included			





ELECTRIC STRIKES

	MODEL NO.	DESCRIPTION	PRICE
	DS-24	12/24V AC/DC For Rim Exit Device	\$897
	DS-24W	12/24V DC, Weatherized For Rim Exit Device	\$897
	DS-24W-KIT	Includes Weatherized Electric Strike, Gate Box and Angle Bracket For Rim Exit Device	\$925

ELECTROMAGNETIC LOCKS

	MODEL NO.	DESCRIPTION	PRICE
	ML-1548	1500 lbs., 12/24 VDC, Surface	\$654
	ML-1548RT	1500 lbs., 12/24 VDC, Timer (0-30 seconds)	\$679
	ML-1549W	Weatherized	\$624
	ML-1549WF	Weatherized, Face Mount	\$624

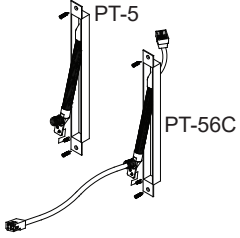
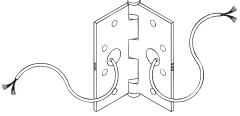
SIREN, STROBE & HORN/STROBE

	MODEL NO.	DESCRIPTION	PRICE
	SRN5W 	Detex siren, weatherized, no lettering, back box, 2-wire, 12/24 VDC	\$196
	SW2B	Strobe, white, blue lense, back box, 2-wire Indoor/Outdoor use	\$259
	HSW2B	Horn/Strobe, white, blue lense, back box, 2-wire Indoor/Outdoor use	\$296

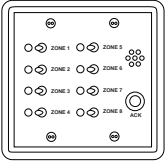
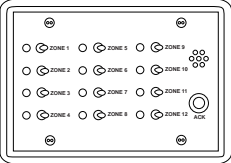
RELAY KITS

MODEL NO.	DESCRIPTION	PRICE
RLY12	12 VAC Relay Kit For use with 12V alarms that have remote bypass feature. Used with remote bypass to shunt alarm and activate another electrified device. Separate J-Box required	\$57
RLY24	24 VAC Relay Kit For use with 24V alarms that have remote bypass feature. Used with remote bypass to shunt alarm and activate another electrified device. Separate J-Box required	\$64

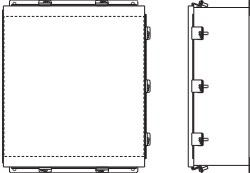
POWER TRANSFERS / ELECTRIC HINGE

	MODEL NO.	DESCRIPTION	PRICE
	PT-5	Power Transfer - 628 Finish	\$134
	PT-56C	Power Transfer with 6-Pin Connector and Insulated Cable	\$229
	EWH8-626	4.5" x 4.5" x 8 wire Standard Weight Electric Hinge	\$329

REMOTE INDICATING PANELS

	MODEL NO.	DESCRIPTION	PRICE
	RP-621*	2-Gang Switch Box Wall Mount 8-Zone Annunciator w/Shunt 12V DC	\$669
	MODEL NO.	DESCRIPTION	PRICE
	RP-631*	3-Gang Switch Box Wall Mount 12-Zone Annunciator w/Shunt 12V DC	\$929
*Units do not come with Back Box supplied. Fits standard 2- or 3-gang electrical box.			

NEMA 4X ENCLOSURE

	MODEL NO.	DESCRIPTION	PRICE
	104500	16" x 14" x 6" NEMA 4X Enclosure (sealed enclosure) 304 Stainless Steel	\$1,799

NOTES

One Part Number = One Easy Solution
 Easy to Specify, Easy To Order, Easy to Price, Easy to Sell, Easy to Install
 Best-in-class products, kitted together for custom solutions to common applications.

Below are several pre-configured EasyKits; however, Detex can create a more custom EasyKit for a specific application. Just contact your local sales representative or email your request to marketing@detex.com. For more information, visit our website at www.detex.com and click on Integrated Door Security Systems.

MODEL NO.	DESCRIPTION	PRICE
ACDx10xS5000x1S-1 For single door	<p>Advantex Rim Exit Device with Kaba S5000 Exit Trim for Single Door</p> <p>Kit Includes: (1) Detex 10 Series rim device with hex dogging, brushed stainless finish, for 36" door, surface strike (1) Kaba 5010XSWL62641 S5000 Simplex push button, exit device lever trim, with single common pin user, Schlage C key override, Winston Lever, Satin Chrome</p> <hr/> 	\$2,163
ACDx10xS5000x1S-2 For single door	<p>Advantex Rim Exit Device with Kaba S5000 Exit Trim for Single Door</p> <p>Kit Includes: (1) Detex 10 Series rim device with hex dogging, brushed stainless finish, for 36" door, surface strike (1) Kaba 5010BWL62641 S5000 Simplex push button, exit device lever trim, with single common pin user, BEST interchangeable core key override, Winston Lever, Satin Chrome</p> <hr/> 	\$2,196



Contact factory for custom design EasyKits
 EasyKits subject to additional restocking fee

ACCESS CONTROL DOOR KITS CONT'D ON PAGE 146

One Part Number = One Easy Solution
 Easy to Specify, Easy To Order, Easy to Price, Easy to Sell, Easy to Install
 Best-in-class products, kitted together for custom solutions to common applications.



Below are several pre-configured EasyKits; however, Detex can create a more custom EasyKit for a specific application. Just contact your local sales representative or email your request to marketing@detex.com. For more information, visit our website at www.detex.com and click on Integrated Door Security Systems.

EasyKits

MODEL NO.	DESCRIPTION	PRICE
ACDx10xE5000x1S-1 For single door	<p>Advantex Rim Exit Device with Kaba E5000 Exit Trim for Single Door</p> <p>Kit Includes: (1) Detex 10 Series rim device with hex dogging, brushed stainless finish, for 36" door, surface strike (1) Kaba E5010XSWL62641 E5000 E-plex push button, exit device lever trim, with 100 pin users, Schlage C key override, Winston Lever, Satin Chrome</p> <hr/> 	\$2,446
ACDx10xE5000x1S-2 For single door	<p>Advantex Rim Exit Device with Kaba E5000 Exit Trim for Single Door</p> <p>Kit Includes: (1) Detex 10 Series rim device with hex dogging, brushed stainless finish, for 36" door, surface strike (1) Kaba E5010BWL62641 E5000 E-plex push button, exit device lever trim, with 100 pin users, BEST interchangeable core key override, Winston Lever, Satin Chrome</p> <hr/> 	\$2,446

Contact factory for custom design EasyKits
 EasyKits subject to additional restocking fee

ACCESS CONTROL DOOR KITS CONT'D ON PAGE 147

MODEL NO.	DESCRIPTION	PRICE
<p>ACDxV40xS5010x1S-1 For single door</p>	<p>Value Series Rim Exit Device with Kaba S5000 Exit Trim for Single Door</p> <p>Kit Includes: (1) Detex Value Series rim device with hex dogging, black pushpad, for 36" door, surface strike (1) Kaba 5010XSWL62641 S5000 Simplex push button, exit device lever trim, with single common pin user, Schlage C key override, Winston Lever, Satin Chrome</p> <hr/>  <p>The diagram shows two components: on the left, a 'Simplex Exit Trim' labeled 'S5000' which is a small rectangular device with a pushpad; on the right, a 'Value Series Rim Exit Device' which is a long, black cylindrical handle with a circular base.</p>	<p>\$1,784</p>
<p>ACDxV40xS5010x1S-2 For single door</p>	<p>Value Series Rim Exit Device with Kaba S5000 Exit Trim for Single Door</p> <p>Kit Includes: (1) Detex Value Series rim device with hex dogging, black pushpad, for 36" door, surface strike (1) Kaba 5010BWL62641 S5000 Simplex push button, exit device lever trim, with single common pin user, BEST interchangeable core key override, Winston Lever, Satin Chrome</p> <hr/>  <p>The diagram shows two components: on the left, a 'Simplex Exit Trim' labeled 'S5000' which is a small rectangular device with a pushpad; on the right, a 'Value Series Rim Exit Device' which is a long, black cylindrical handle with a circular base.</p>	<p>\$1,817</p>



Contact factory for custom design EasyKits
 EasyKits subject to additional restocking fee

ACCESS CONTROL DOOR KITS CONT'D ON PAGE 149

NOTES

One Part Number = One Easy Solution
 Easy to Specify, Easy To Order, Easy to Price, Easy to Sell, Easy to Install
 Best-in-class products, kitted together for custom solutions to common applications.



Below are several pre-configured EasyKits; however, Detex can create a more custom EasyKit for a specific application. Just contact your local sales representative or email your request to marketing@detex.com. For more information, visit our website at www.detex.com and click on Integrated Door Security Systems.

MODEL NO.	DESCRIPTION	PRICE
ACDx10xETDLx1S-1 For single door	<p>Advantex Rim Exit Device with Trilogy Exit Trim for Single Door</p> <p>Kit Includes: (1) Detex 10 Series rim device with hex dogging, brushed stainless finish, for 36" door, surface strike (1) Trilogy Digital Keypad Exit Trim</p> 	\$3,597
ACDx10xETDLx1S-2 For single door	<p>Advantex Rim Exit Device with Trilogy Exit Trim for Single Door</p> <p>Kit Includes: (1) Detex 10 Series rim device with hex dogging, brushed stainless finish, for 48" door, surface strike (1) Trilogy Digital Keypad Exit Trim</p> 	\$3,628

EasyKits

Contact factory for custom design EasyKits
 EasyKits subject to additional restocking fee

ACCESS CONTROL DOOR KITS CONT'D ON PAGE 149

MODEL NO.	DESCRIPTION	PRICE
<p>ACDx10ERx1S-7 For single door</p>	<p>Advantex Latch Retraction Rim Exit Device with Detex Access Control System for Single Door</p> <p>Kit Includes:</p> <ul style="list-style-type: none"> (1) Detex 1003CxER, Rim exit latch retraction device with night latch cylinder pull trim with cylinder, brushed stainless finish for a 36" door, and surface strike (1) Detex Latch Retraction Power Supply for single door (1) Detex M12 12-Volt Module (1) DTX-2100 Keypad, Stand-Alone (1) Power Transfer - call ahead for template for door/frame prep (1) Set of Installation and wiring instructions <div style="text-align: center;">  <p>Latch Retraction Exit Device (10 Series Shown)</p> <p>Keypad (Backlit Keypad Shown)</p> <p>Power Supply</p> </div>	<p>\$4,067</p>
<p>ACDx10ERx1S-8 For single door</p>	<p>Advantex Latch Retraction Rim Exit Device with Detex Access Control System for Single Door</p> <p>Kit Includes:</p> <ul style="list-style-type: none"> (1) Detex 1003CxER, Rim exit latch retraction device with night latch cylinder pull trim with cylinder, brushed stainless finish for a 36" door, and surface strike (1) Detex Latch Retraction Power Supply for single door (1) Detex M12 12-Volt Module (1) DTX-2300 Proximity Card Reader/Keypad, Stand-Alone (1) Set of Prox Cards (25 pcs.) (1) Power Transfer - call ahead for template for door/frame prep (1) Set of Installation and wiring instructions <div style="text-align: center;">  <p>Latch Retraction Exit Device (10 Series Shown)</p> <p>Cards (Set of 25)</p> <p>Proximity Card Reader/Keypad</p> <p>Power Supply</p> </div>	<p>\$4,460</p>

Contact factory for custom design EasyKits
EasyKits subject to additional restocking fee

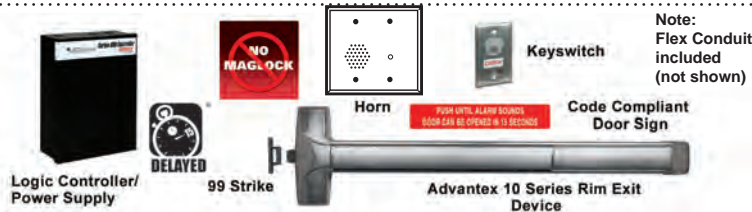
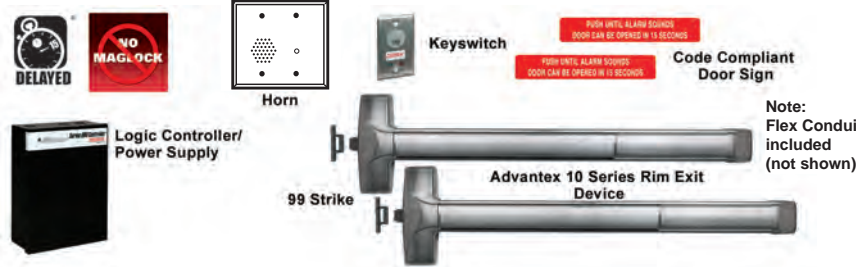
NOTES

One Part Number = One Easy Solution

Easy to Specify, Easy To Order, Easy to Price, Easy to Sell, Easy to Install
Best-in-class products, kitted together for custom solutions to common applications.

Below are several pre-configured EasyKits; however, Detex can create a more custom EasyKit for a specific application. Just contact your local sales representative or email your request to marketing@detex.com. For more information, visit our website at www.detex.com and click on Integrated Door Security Systems.

EasyKits





MODEL NO.	DESCRIPTION	PRICE
<p>DEx10EEXx1S-1 For single door</p>	<p>Advantex Request-to-Exit Signal Rim Exit Device with Controller and components for Single Door</p> <p>Kit Includes:</p> <ul style="list-style-type: none"> (1) Detex 10 Series device, brushed stainless finish, for 36" door, pushpad activates signal switch - surface strike (#99), includes endcap with flexible conduit loop & fittings (1) Controller / Power Supply with wiring diagram (1) SRN5W - Horn with adjustable tone settings (1) Keyswitch with momentary switching (Mortise cylinder included) (1) ECL-395 Delayed Egress, Code-Compliant Peel & Stick Door Sign <hr/>  <p>Note: Flex Conduit included (not shown)</p>	<p>\$4,044</p>
<p>DEx10EEXx1P-1 For pairs of doors</p>	<p>Advantex Request-to-Exit Signal Rim Exit Device with Controller and components for a Pair of Doors</p> <p>Kit Includes:</p> <ul style="list-style-type: none"> (2) Detex 10 Series devices, brushed stainless finish, for 36" door, pushpad activates signal switch - surface strike (#99), includes endcap with flexible conduit loop & fittings (1) Controller / Power Supply with wiring diagram (1) SRN5W - Horn with adjustable tone settings (1) Keyswitch with momentary switching (Mortise cylinder included) (2) ECL-395 Delayed Egress, Code-Compliant Peel & Stick Door Signs <hr/>  <p>Note: Flex Conduit included (not shown)</p>	<p>\$6,102</p>

Contact factory for custom design EasyKits
EasyKits subject to additional restocking fee



One Part Number = One Easy Solution
 Easy to Specify, Easy To Order, Easy to Price, Easy to Sell, Easy to Install
 Best-in-class products, kitted together for custom solutions to common applications.

Below are several pre-configured EasyKits; however, Detex can create a more custom EasyKit for a specific application. Just contact your local sales representative or email your request to marketing@detex.com. For more information, visit our website at www.detex.com and click on Integrated Door Security Systems.

MODEL NO.	DESCRIPTION	PRICE
<p>WDEx10EEXx1S-4 For single door</p> 	<p>Advantex Weatherized Request-to-Exit Signal Rim Exit Device with Controller and components for Single Door</p> <p>Kit Includes:</p> <ul style="list-style-type: none"> (1) Detex 10 Series Weatherized device, brushed stainless finish, for 36" door, pushpad activates signal switch - surface strike (#99), includes endcap with flexible conduit loop & fittings (1) Controller / Power Supply with wiring diagram in NEMA 4X enclosure (1) SRN5W - Outdoor Horn with adjustable tone settings (1) Keyswitch with momentary switching (Mortise cylinder included) (1) Protective Clear Plastic Cover for Keyswitch (not shown) (1) Metal Outdoor Delayed Egress, Code-Compliant Door Sign  <p>Note: Flex Conduit included (not shown)</p>	<p>\$5,830</p>
<p>WDEx10EEXx1P-4 For pairs of doors</p> 	<p>Advantex Weatherized Request-to-Exit Signal Rim Exit Device with Controller and components for a Pair of Doors</p> <p>Kit Includes:</p> <ul style="list-style-type: none"> (2) Detex 10 Series Weatherized devices, brushed stainless finish, for 36" door, pushpad activates signal switch - surface strike (#99), includes endcap with flexible conduit loop & fittings (1) Controller / Power Supply with wiring diagram in NEMA 4X enclosure (1) SRN5W - Outdoor Horn with adjustable tone settings (1) Keyswitch with momentary switching (Mortise cylinder included) (1) Protective Clear Plastic Cover for Keyswitch (not shown) (2) Metal Outdoor Delayed Egress, Code-Compliant Door Signs  <p>Note: Flex Conduit included (not shown)</p>	<p>\$7,902</p>

EasyKits

Contact factory for custom design EasyKits
 EasyKits subject to additional restocking fee

One Part Number = One Easy Solution
 Easy to Specify, Easy To Order, Easy to Price, Easy to Sell, Easy to Install
 Best-in-class products, kitted together for custom solutions to common applications.

Below are several pre-configured EasyKits; however, Detex can create a more custom EasyKit for a specific application. Just contact your local sales representative or email your request to marketing@detex.com. For more information, visit our website at www.detex.com and click on Integrated Door Security Systems.

MODEL NO.	DESCRIPTION	PRICE
EDx10EDx1S-1 For single door	<p style="text-align: center;">Advantex Electrified Dogging Device with Power Supply and components for a Single Door</p> <p>Kit Includes: (1) Detex 10 Series Rim Exit Device with Electrified Dogging, brushed stainless steel finish, flex conduit loop, endcap and fittings, night latch pull trim (cylinder included) for 36" door width (1) Power Supply</p> <hr style="border-top: 1px dashed black;"/> <div style="display: flex; justify-content: space-around; align-items: center;"> <div style="text-align: center;">  <p>Power Supply</p> </div> <div style="text-align: center;">  <p>03C Pull Trim</p> </div> <div style="text-align: center;">  <p>99 Strike</p> </div> <div style="text-align: center;">  <p>Advantex 10 Series Rim Exit Device</p> </div> </div> <p style="text-align: right; margin-right: 50px;">Note: Flex Conduit included (not shown)</p>	\$2,866


EasyKits

Contact factory for custom design EasyKits
 EasyKits subject to additional restocking fee

NOTES


One Part Number = One Easy Solution
 Easy to Specify, Easy To Order, Easy to Price, Easy to Sell, Easy to Install
 Best-in-class products, kitted together for custom solutions to common applications.

Below are several pre-configured EasyKits; however, Detex can create a more custom EasyKit for a specific application. Just contact your local sales representative or email your request to marketing@detex.com. For more information, visit our website at www.detex.com and click on Integrated Door Security Systems.

MODEL NO.	DESCRIPTION	PRICE
<div style="writing-mode: vertical-rl; transform: rotate(180deg); background-color: red; color: white; padding: 5px; font-weight: bold;">EasyKits</div> <p>AODx10ERx1S-1 For single door</p>	<p style="text-align: center;">Low Energy Automatic Door, Latch Retraction Exit Device with Power Supply for RHR/LH/AL Push, Single Door</p> <p>Kit Includes:</p> <ul style="list-style-type: none"> (1) AO19-1 Low Energy Automatic Door Operator, Controller / Power Supply (1) Detex 10 Series device with Electric Latch Retraction, brushed stainless finish, for 36" door, when energized both pushpad and latch are retracted, Surface strike (#99), 03C night latch function pull trim with rim cylinder (1) Wiring diagram (1) Power Transfer - call ahead for template for door/frame prep (1) Wireless ADA, Knowing Act push buttons (kit includes 2 buttons) <hr style="border-top: 1px dashed black;"/> <div style="text-align: center;">  <p>Automatic Door Opener with Latch Retraction, Logic Controller / Power Supply</p> <p>03C Trim</p> <p>Wireless ADA Push Button (2 provided)</p> <p>Advantex 10 Series Rim Exit Device</p> <p>99 Strike</p> <p>Power Transfer</p> <p>Caution Sign</p> </div>	<p>\$7,586</p>

Contact factory for custom design EasyKits
 EasyKits subject to additional restocking fee

**AUTOMATICALLY OPERATED DOOR KITS -
LOW ENERGY APPLICATION CONT'D ON PAGE 157**

MODEL NO.	DESCRIPTION	PRICE
<p>AODx21ERx1P-2 For pairs of doors</p>	<p style="text-align: center;">Low Energy Automatic Door, Surface Vertical Rod Latch Retraction Exit Device with Power Supply for a pair of Push, AL Doors</p> <p>Kit Includes: (1) AO19-2 x CL x 75.5 Low Energy Automatic Door Operator, Controller / Power Supply (2) Detex 21 Series devices with Electric Latch Retraction, brushed stainless finish, for a pair of 36" x 84" doors, when energized both pushpad and latch are retracted, Surface strike (#97) (1) Wiring diagram (2) Power Transfer - call ahead for template for door/frame prep (1) Wireless ADA, Knowing Act push buttons (kit includes 2 buttons)</p> <hr/> 	<p>\$15,000</p>

EasyKits

Contact factory for custom design EasyKits
 EasyKits subject to additional restocking fee

NOTES

*GUARD TOUR VERIFICATION,
SAFETY, SECURITY
AND RISK MANAGEMENT*



Order Conditions

Prices: Prices are subject to change without notice. **No prices are guaranteed;** all shipments will be made at prices prevailing at the time of receipt of order.

Terms: Net 45 days. Past-due accounts may be subject to a shipping hold.

Acceptance: We reserve the right to decline an order, in whole or part, when the type or quantity of goods or the creditworthiness of the purchaser is not satisfactory.

Delivery: Most products can be shipped within 5 working days. All shipments are Ex Works** Factory New Braunfels, Texas.

Returned Goods: Materials may be returned for credit within six (6) months of purchase. No goods will be accepted for return unless a **Return Materials Authorization** has been issued. Contact your area Sales Administrator with requests. **Returns must be unused and in original packaging.** Credit will be issued at price paid or current price, whichever is lower, less a 25 percent restocking charge. Obsolete, discontinued or special products are not returnable.

Special Order Items: Special order items for a specific customer requirement and specialized one-of-a-kind products are non-returnable and non-cancellable, and may require a prepayment of 50 percent.

Cancellation and Changes: A cancellation or change-order charge will apply if any costs for material or labor have been incurred by us prior to notification from the customer.

Corrections: We expressly reserve the right to correct clerical, stenographic and other obvious errors at any time.

Limited Warranty: All Detex Guard Tour products are warranted to be free of defects in material and workmanship when properly installed, used and maintained according to instructions. We will, for a period of **one year*** from the date of purchase, repair or replace any part which, upon our examination, proves to be defective under normal use. (This does not apply to batteries or to damage from battery leakage.) This warranty will be honored only upon presentation of proof that the product covered thereby was purchased directly from an authorized Detex distributor. **WE SHALL NOT BE LIABLE FOR ANY DIRECT, INCIDENTAL OR CONSEQUENTIAL LOSS OR DAMAGE ARISING OUT OF THE FAILURE OF THE PRODUCT OR DEVICE.**

***Exceptions:** GCS ProxiPen, 3 years; Reliant DAU, 2 years



****Ex Works** - It is the responsibility of buyer to get Detex product from the Detex factory to the buyer's warehouse. The buyer can appoint a shipping and freight forwarding company to collect goods from the Detex factory to the buyers warehouse, including insurance of goods.

Call factory for discount



ProxiPen



	PART NO.	DESCRIPTION	PRICE
	GCS-PP-KIT	ProxiPen Kit 120 - Basic ProxiPen System: Includes ProxiPen-2 RFID Tag Reader, Data Transfer Unit (w/USB Cable), TopGuard Patrol Software, (20) 30mm RFID Tags	\$1,375.00
	PROXIPEN-2	ProxiPen-2 RFID Tag Reader	\$795.00
	GCS-PP-INCBK	ProxiPen Incident Book (with 20 RFID Tags)	\$159.00

ACCESSORIES



PART NO.	DESCRIPTION	LIST
PP-2-BAT-CAP	Battery Cap for ProxiPen-2	\$43.00
GCS-PP-DTU	Data Transfer Unit (DTU) for ProxiPen (Serial & USB)	\$445.00
GCS-PP-DTU-CAB	Serial Data Cable for ProxiPen DTU	\$25.00
GCS-PP-DTU-USB	USB Cable for ProxiPen DTU	\$26.00
GCS-PP-DTU-PS	Power Supply for ProxiPen DTU, 120/240 VAC, USA/UK/EUR adapters	\$39.50
GCS-PP-TAG20-U	RFID Tag, 20mm diameter (Unique - Random Hex Number)	\$7.50
GCS-PP-TAG30-U	RFID Tag, 30mm diameter (Unique - Random Hex Number)	\$4.95
GCS-PP-TAG20-N	RFID Tag, 20mm diameter (Nova - GCS 8-Digit Number)	\$9.40
GCS-PP-TAG30-N	RFID Tag, 30mm diameter (Nova - GCS 8-Digit Number)	\$9.40
GCS-PP-TAG50-N	RFID Tag, 50mm diameter (Nova - GCS 8-Digit Number)	\$13.00
GCS-PP-WB-U	Wristband RFID Tag (Unique - Random Hex Number)	\$13.50
GCS-PP-CRD-U	Proximity RFID Card with Magstripe (Unique - Random Hex Number)	\$9.35
GCS-PP-KF-U	Keyfob RFID Tag (Unique - Random Hex Number)	\$12.50
GCS-PP-HOL	ProxiPen Holster	\$70.00
HOLST-PP-CLIP	Belt Clip for ProxiPen Holster	\$15.00
GCS-TGP	TopGuard Patrol Software	\$395.00
GCS-TGPLUS	TopGuard Patrol PLUS Software	\$999.00
GCS-TGP-ESC-USB	Belkin F5U103 Serial-to-USB Adapter	\$216.00
GCS-6066	Safety Chain	\$13.50

Guard Tour Verification

NOTES:

1. Part no. GCS-PP-NT-110 (Power Supply for ProxiPen DTU, 110/120 VAC) has been replaced by part no. GCS-PP-DTU-PS
2. Part no. GCS-WINDAU-E (WinDAU Software - Enterprise Version) has been replaced by part no. GCS-TGPLUS



	PART NO.	DESCRIPTION	PRICE
	REL-PLUS-KIT-8	Reliant PLUS System Kit - Includes REL-DAU-8 Reliant Data Acquisition Unit; Nylon Holster; REL-DTU-8 Data Transfer Unit (USB); Reliant PLUS II Software CD, includes User Manual (PDF); (2) iButton® ID Keys; (10) Checkpoints (including iButtons); (1) Incident Book & Keypad; Casing Security Key	\$735.00
	REL-DAU-8	M8000 Reliant Data Acquisition Unit (DAU)	\$420.00
	REL-INCBK	Reliant Incident Book & Keypad	\$117.00

ACCESSORIES - RELIANT PLUS

PART NO.	DESCRIPTION	LIST
REL-HOL	Nylon Holster for Reliant DAU	\$15.00
REL-CKP	Checkpoint (complete with iButton)	\$12.00
REL-CKP-MNT	Checkpoint Mount (clamshell, w/o iButton)	\$3.15
REL-CKP-MNT2	Checkpoint Mount (one-piece ABS, w/screws, w/o iButton)	\$3.15
REL-CKP-MNT3	Checkpoint Mount (one-piece aluminum, w/screws, w/o iButton)	\$4.75
REL-IB	iButton only	\$5.75
REL-BDG	iButton Badge (complete)	\$16.50
REL-BDG-MNT	iButton Badge Mount	\$4.75
REL-KF	iButton ID Key (colored keyfob)	\$9.55
REL-PLUS-2	Reliant PLUS II Software (CD), includes User Manual (PDF)	\$155.00
REL-DTU-8	P8000 Reliant Data Transfer Unit (USB)	\$152.00
REL-CSKEY	Casing Security Key for Reliant DAU	\$36.00
REL-MDTU-8	T8000 Mobile Data Transfer Unit	\$439.00

Guard Tour Verification

NOTES

Helpful Links

To contact Detex technical support
detex.com/support

To contact Detex customer service
detex.com/cs

To find your nearest international sales office
detex.com/ireps

To find your nearest domestic sales office
detex.com/rep

To view the online price list (PDF & Excel available)
detex.com/pricing

To view all How To Orders
detex.com/hto

To purchase Detex promotional items
detex.com/promo

To find a Guard Tour Verification distributor
detex.com/GTVdist

To view common product applications on the Idea Center
detex.com/IC

To sign up for our monthly Product Newsletter
detex.com/productnews

To see the trade shows we will be attending
detex.com/trade-shows

Support

Detex can help...

- Train your staff on Detex products
- Train your customers on Detex products
- Joint sales presentations with potential customers

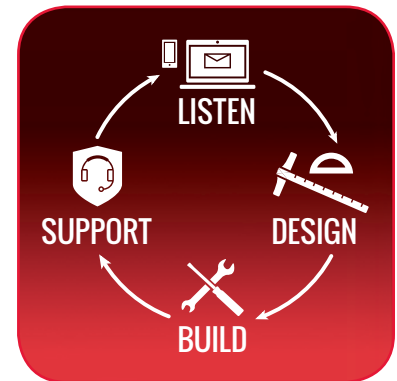
Contact Detex for more information

support@detex.com

sales@detex.com

See upcoming training

detex.com/training



Problem with a product?

4 ways to get the help you deserve



Call Detex tech support

800-729-3839, menu item 2

E-mail Detex tech support

support@detex.com

Text photos to Detex tech support

830-481-6433

Fill out the online form

detex.com/support



DESIGNED SECURITY, INC.

A Detex Company

Distributors and suppliers in good standing with Detex have access to DSI products.

Contact DSI for additional information.

dsigo.com

800-272-3555

sales@dsigo.com

DSI, a Detex Company, has been making quality security products you can depend on right here in the U.S.A. for more than 30 years. DSI offers a full range of access management products to fit building aesthetics while meeting today's most demanding security requirements.



ES8900 Slimline Turnstile

NOTES

**For the most up to date price list
visit detex.com/pricing**



Detex Corporation

302 Detex Drive

New Braunfels, Texas 78130-3045 USA

PH: (830) 629-2900

(800) 729-3839

FAX: (800) 653-3839

<http://www.detex.com>

USA Sales:

marketing@detex.com

International Sales:

export@detex.com