


STANLEY®



Commercial Hardware

PRICE LIST 67CH

EFFECTIVE: JANUARY 1, 2018

dormakaba 

STANLEY Commercial Hardware

Table of Contents

General Information

| | |
|---------------------------------------------------------|---------|
| Terms & Conditions | 3-4 |
| Warranty | 5 |
| EL Warranty | 6 |
| STANLEY Masterkey Code and Master Key Service Policy | 7-9 |
| Return Order Request | 109 |
| Return Authorizations | 110-111 |
| Fulfillment Issues | 111 |
| Quoting & Ordering | 107-108 |
| Purchase Order | 112-113 |
| Keying System Summary | 114-115 |

Cylinders Keys & Keying

| | |
|------------------------------------|-------|
| Keying Options | 10 |
| Key Blanks | 11 |
| Cut Keys | 12 |
| Uncombined SFIC Cores & Key Blanks | 13 |
| Cylinder Options | 14 |
| Cylinder Parts | 15-16 |

Mortise Locksets - Grade 1

| | |
|----------------------|-------|
| QMS100/QME100 Series | 17-24 |
| QML100 Series | 25-27 |

Cylindrical Locksets - Grade 1

| | |
|---------------|-------|
| QCL100 Series | 28-33 |
|---------------|-------|

Cylindrical Locksets - Grade 2

| | |
|---------------|-------|
| QCL200 Series | 34-38 |
|---------------|-------|

Interconnected Levers

| | |
|---------------|-------|
| QCI200 Series | 39-44 |
|---------------|-------|

Tubular Locksets

| | |
|---------------|-------|
| QTL200 Series | 45-49 |
|---------------|-------|

Auxiliary Deadbolts - Grade 1

| | |
|---------------|-------|
| QDB100 Series | 50-54 |
|---------------|-------|

Auxiliary Deadbolts - Grade 2

| | |
|---------------|-------|
| QDB200 Series | 55-61 |
|---------------|-------|

Exit Devices & Trims - Heavy Duty

| | |
|---------------|--------------|
| QED100 Series | 62-64, 67-70 |
| QRM100 Series | 71-72 |
| QET100 Series | 73-74, 77 |

Exit Devices & Trims - Narrow Stile

| | |
|---------------|-------|
| QED200 Series | 65-70 |
| QET200 Series | 75-77 |

Exit Devices & Trims - Standard Duty

| | |
|---------------|-------|
| QED300 Series | 78-83 |
| QRM300 Series | 84-85 |
| QET300 Series | 86-87 |
| QRT300 Series | 88-91 |

Door Closers - Extra Heavy Duty

| | |
|---------------|-------|
| QDC100 Series | 92-95 |
|---------------|-------|

Door Closers - Heavy Duty

| | |
|---------------|-------|
| QDC200 Series | 96-98 |
|---------------|-------|

Door Closers - Standard Duty

| | |
|---------------|--------|
| QDC300 Series | 99-101 |
|---------------|--------|

Index

| | |
|------------------------|---------|
| Weights & Measurements | 102-106 |
|------------------------|---------|

STANLEY Commercial Hardware

Terms and Conditions of Sale

The terms and conditions contained herein shall govern the sale of all Stanley products located in the Stanley price catalog and/or offered for sale by Stanley Security Solutions, Inc., except for those products as set forth under separate Stanley Value Added Reseller Agreements. The acceptance of any order is expressly made conditional upon your assent to these Terms and Conditions of Sale.

PRICES: Stanley reserves the right, in its sole discretion, to change or amend its price list (including, but not limited to, adding or removing Products from the price list), and standard terms and conditions of sale as contained in its catalogs, price list or published sales policies, without incurring any liability whatsoever to its Customer or others. All orders will be filled at the Stanley List Price in effect at the time of order placement. All prices are subject to change without notice and are not guaranteed.

TAXES: List prices do not include federal, state or local taxes.

ORDERS: No order for Products shall be deemed to have been accepted by Stanley until written notice of its acceptance is received by the Customer from Stanley via an order acknowledgement. Stanley reserves the right, in its sole discretion, to decline to accept any order. Purchase Orders will bind Stanley only to the extent accepted by Stanley's written confirmation or delivery.

Stanley will attempt to fill orders in the order in which they are received, subject to prior orders. However, Stanley reserves the right to allocate orders or fill an order or orders ahead of prior orders, if, in its judgment, the facts warrant such a change.

Any additional provisions in a Purchase Order, including any pre-printed terms, shall be void and not binding on Stanley, unless expressly accepted by Stanley. For greater certainty, the acceptance by Stanley of a Purchase Order shall not be deemed acceptance of the additional terms of such Purchase Order.

Stanley will accept orders via phone, email, fax or courier. Stanley will send out an order acknowledgement for all orders received via email, phone or fax.

Note: Receipt or possession of this price catalog does not grant approval to quote or purchase Stanley products. Please contact your Stanley Sales Representative for further details.

KEYING SYSTEM ORDERS: All orders of keying systems specifying delayed fulfillment must be fulfilled within twelve (12) months of the order date. Said request for fulfillment must include complete keying instructions for the order to be acknowledged with an estimated delivery date. Failure to properly request fulfillment of the order within twelve (12) months of the order date will make the order void and nonrefundable.

SPECIAL ORDERS: Any modification to a standard product configuration is considered a special order. No credits will be issued for returned special orders unless authorized by Stanley Customer Service.

INCOMPLETE ORDERS: An incomplete order is one that is not fully specified according to the appropriate nomenclature required for that product. Any incomplete order will not be entered and will be referred to the appropriate Stanley Sales Representative for resolution.

SAMPLES: Please contact your local Stanley Sales Representative for sample requests.

MINIMUM CHARGE: The expense of handling an order necessitates a minimum charge of \$50.00 net per invoice.

CREDIT LIMITS: Stanley's policy is to extend Net 30-day terms/open account combined with a credit line based on financial capacity. For all accounts Stanley requires a Credit Application and Sales Tax Exempt Certificate (if applicable). Stanley evaluates traditional sources of credit information: D&B, trade and bank references, financial information, and business plans. The supply of credit herein shall be at the discretion of Stanley. If available information and/or financial circumstances will not support open accounts terms, Stanley offers Cash in Advance and Credit Card (MasterCard or VISA) terms. Stanley performs periodic reviews of credit lines and terms of payment and may request updated financial information.

Stanley reserves the right to withhold delivery of Product if Customer does not meet Stanley's credit requirements for the amount of Product ordered, or the amount of Product which remains unpaid (whether or not overdue) exceeds the limit established by Stanley for Customer. Customer shall provide, at Stanley's request, an acceptable letter of credit or guarantee or security in a form and amount determined by Stanley.

If Customer shall become overdue on its account or otherwise defaults in any payment to Stanley or if its financial condition shall at any time appear inadequate to warranty further shipment on an open account basis, Stanley shall have the right, without liability, to refuse to accept any or all orders, to cancel any and all orders, to delay shipments, or to require advance payment before accepting or shipping any orders. All orders and all shipments are subject to approval by the Stanley Credit Department.

PAYMENT TERMS: Stanley standard payment terms are 2% 15, net 30 days from date of invoice.

Effective September 28, 2014, a \$45.00 convenience fee will apply to all payments made by Credit Card towards open invoices on your account. You may choose to pay by credit card by reaching out to your Credit Analyst directly in order to process payment. You can avoid paying the \$45.00 convenience fee by enrolling and paying open invoices via Billtrust Invoice Gateway (<https://secure.billtrust.com/stanleymechnical/ig/signin>) with an ACH Payment (bank transfer from checking or savings account) free of charge. Payments by check, or money order should continue to be sent directly to the remit-to address noted on invoices.

Stanley shall be entitled to charge and Customer shall pay interest on overdue invoices at the rate of two percent (2%) per month calculated from the date of the invoice to the date of payment, including any attorney fees incurred by Stanley resulting from the collection of such overdue payment. Customer shall pay all sums owing to Stanley without any deduction or abatement and Customer shall have no right of set-off.

In the event that Customer disputes any portion of the payment due, Customer shall be obligated to pay the balance which is not the subject of dispute.

Without limiting any other rights it may have under these terms of sale and applicable law, all of Stanley's obligations under this Agreement, including obligations of supply, or any Purchase Order, can be suspended or cancelled should Customer be delinquent in making payment for previously shipped Products.

October 2015

STANLEY Commercial Hardware

Terms and Conditions of Sale

INTERNATIONAL SALES:

International Resellers located outside of the United States of America who place orders are subject to and must pay by (1) Cash in Advance, (2) Confirmed Irrevocable Letter of Credit, (3) Standby Letter of Credit.

All international shipments shall be FCA (Incoterms 2010) from Stanley's facility in Indianapolis, Indiana USA. Stanley shall be deemed to have delivered all Products and related goods when such are put in the custody of a carrier at Stanley's plant or warehouse above, at which time all title and risk of loss or damage shall pass to Customer.

SHIPPING/FREIGHT: All Products shall be shipped FOB Origin domestic or FCA International (INCOTERMS 2010) from Stanley's facility in Indianapolis, Indiana USA. Stanley shall be deemed to have delivered all Products and related goods when such are put in the custody of a carrier at Stanley's plant or warehouse above, at which time all title, risk of loss or damage shall pass to Customer. All shipments will be made in accordance with the preferred routing, carrier assignments, and operational guidelines of Stanley. Customer shall bear all costs of freight, insurance and associated costs and shall make all arrangements for same.

Single or combined shipments including Stanley lock sets, exit devices, hinges and door closers will be considered for free freight with orders at or above \$5000 net (product combination must be on same purchase order). Orders less than \$5,000 will be shipped freight prepaid with shipping cost added to the invoice, including a nominal freight charge to be determined by Stanley at time of shipping.

Hinge only orders will be considered for free freight with orders at or above \$750 net. Orders less than \$750 will be shipped freight prepaid with shipping cost added to the invoice, including a nominal freight charge to be determined by Stanley at time of shipping.

These freight terms apply only to a single destination within the contiguous United States.

Should a shipment qualify for one of Stanley's free freight programs, the Products shall be shipped FOB Origin domestic (with exception to prepaid freight) or FCA International (INCOTERMS 2010) (with exception to prepaid freight) from Stanley's facility in Indianapolis, Indiana USA.

DELIVERY: Orders shall be acknowledged and given a scheduled delivery date based on estimated manufacturing lead times. Manufacturing lead time will begin once all information is received to process an order. Delivery dates given by Stanley as part of order acknowledgment for accepted orders for Products or related goods will be honored by Stanley on a best effort basis. Shipping dates shown on order acknowledgments are based upon Stanley's estimate and cannot be guaranteed. Stanley will not be liable for any loss or damage resulting from delay in filling orders, including any direct or consequential loss or damage. Stanley reserves the right to make partial shipments unless the order specifies otherwise.

CHANGES/CANCELLATIONS: After orders are entered for manufacturing, changes or cancellations cannot be accepted without Stanley written permission, and may be subject to a change or cancellation charge equivalent to 30% of the purchase price.

Orders for special and/or custom designed goods not immediately saleable to another customer are not changeable, cancelable, or returnable.

RETURNED GOODS: Stanley Customer Service MUST authorize all

warranty and non-warranty related returns. Requests for returns can be initiated by submitting an email to BAS-rgacreditgrp.us@dormakaba.com. Only goods with an invoice date of less than one (1) year will be considered for a non-warranty related return and product must be returned in original packaging and in a resalable condition. All material returned to Stanley, regardless of the reason, must have a correct RA number applied to the outside of the shipping carton. A restocking charge of 30% of the purchase price will be applied to the Customer's account except for warranty returns. Transportation charges of returned goods must be prepaid by Customer. All goods must be returned within sixty (60) calendar days of RA issue date. Product not returned in salable condition or after sixty (60) days of the RA issue date is subject to disposal by Stanley with no credit issued.

Stanley cannot authorize the return of discontinued product. Under no circumstances will special order items be accepted for return, unless covered by warranty.

EXPORT REGULATIONS: Customer agrees to conform to, and abide by, the export laws and regulations of the US, including, but not limited to, the Export Administration Act of 1979 as amended and its implementing regulations. Diversion contrary to US laws and regulations is prohibited.

MASTERKEYING: Stanley Masterkey Code and Masterkey Service Policy can be found at www.bestaccess.com.

LIMITED WARRANTY: The terms and conditions outlined above are subject to Stanley's Limited Warranty, which is included in the Stanley Price Catalog and is incorporated herein by reference. Upon return of a defective product, Stanley shall either repair or replace the product, in its sole discretion, in accordance with our standard warranty.

EXCEPT AS SET FORTH HEREIN, STANLEY MAKES NO WARRANTIES, EXPRESSED OR IMPLIED, AND BUYER ACKNOWLEDGES THAT NO REPRESENTATIONS, WARRANTIES, PROMISES OR STATEMENTS HAVE BEEN MADE BY STANLEY, WITH RESPECT TO THIS PRODUCT, OR ANY PART OR PORTION THEREOF. IN ADDITION, STANLEY MAKES NO WARRANTY OF MERCHANTABILITY OF THIS PRODUCT OR ANY PART OR PORTION THEREOF, FOR ANY PURPOSE, NOR ANY WARRANTY WHICH EXTENDS BEYOND THE DESCRIPTION ON THE FACE HEREOF. STANLEY SHALL NOT, IN ANY EVENT, BE LIABLE FOR ANY CONSEQUENTIAL OR INCIDENTAL DAMAGES SUFFERED BY BUYER OR ANYONE CLAIMING BY, THROUGH OR UNDER BUYER, AS A RESULT OF THE CONDITION OF THIS PRODUCT, OR ANY PART OR PORTION THEREOF, AND THERE ARE NO ORAL OR WRITTEN UNDERTAKINGS OR AGREEMENTS OF ANY TYPE PROVIDED BY STANLEY EXCEPT AS EXPRESSLY SET FORTH HEREIN. SOME STATES DO NOT ALLOW LIMITATIONS ON HOW LONG AN IMPLIED WARRANTY LASTS OR PROHIBIT THE EXCLUSION OR LIMITATION OF INCIDENTAL OR CONSEQUENTIAL DAMAGES, SO THE ABOVE LIMITATION AND EXCLUSIONS MAY NOT APPLY IN YOUR STATE.

GOVERNING LAW: These Terms and Conditions of Sale and any subsequent sales agreements between Stanley and Customer shall be construed in accordance with the laws of the State of Indiana. The United Nations Convention on Contracts for the International Sale of Goods shall not apply to this Agreement.

October 2015

WARRANTY

What is Covered: Stanley Security Solutions, Inc. ("Stanley") warrants that the Products manufactured by Stanley, identified below, and sold under its trade name "STANLEY COMMERCIAL HARDWARE" are free of defects in materials and workmanship as outlined below. The sole and exclusive liability of Stanley under this warranty is limited to the repair or replacement of any Product or component part covered by the warranty at the sole discretion of Stanley.

Who is Covered: This warranty is extended only to Stanley's distributors of Products and the end user who purchases Products for purposes other than resale (collectively, "Purchaser").

Hardware Warranty Period:

QCL Cylindrical Lock, QTL Tubular Lock, QMS/QME/QML Mortise Lock, QCI Inter connected Lock, QDB Auxiliary Deadbolt, QDC Door Closers, QED Exit Devices, QET/QRT Exit Trim, and QRM Mullions shall have the following warranty periods:

- **Mechanical products** warranty term shall be limited lifetime for a period of the useful life of the building in which the products are originally installed.
- **Electrical products** shall be warranted for one (1) year from the date of sale.

6CS and 7CS products shall have the following warranty period:

- Three (3) years from the date of sale.

Finishes shall be warranted for three (3) years from the date of sale excluding US10B/613 "Oil Rubbed Bronze" finish.

Warranty Claims: Any Products believed to be defective as covered by this warranty may not be returned without prior written Returned Materials Authorization (RMA) from Stanley Product Support (800) 392-5209 covering specific items and quantities within thirty (30) days from the discovery of the alleged defect(s). Stanley will inform the purchaser where to ship said Product(s), shipping charges prepaid by you, for examination. In the event such examination reveals a defect covered by this warranty; Stanley will, at its sole option, repair or replace the Product, and return it or its replacement to the purchaser, with charges only for shipping.

Exclusions: This warranty specifically excludes, and Stanley shall not be held responsible for the following:

- COSTS ASSOCIATED WITH INSTALLING, REMOVING OR REINSTALLATION OF THE PRODUCT.**
- Damage caused by Product malfunction or failure attributable to acts of God.
- Improper use or installation.
- Poor or no maintenance.
- Work performed by someone other than an Authorized Stanley technician.
- Failure to follow Stanley's operating instructions or environmental specifications.
- Incorrect application, modification, vandalism, erosion or corrosion, shipping and/or handling, improper storage, accident, misuse, abuse or any other cause not within the control of Stanley.
- This warranty is void if any modification is made to the warranty product, regardless of whether the modification causes or contributes to the alleged defect. All modifications are made at the risk and expense of the party making the modifications.
- Stanley shall not be liable for any repairs, replacements, or adjustments to the product or any costs of labor performed by the Purchaser or others without Stanley's prior written approval.
- Stanley provides no warranty or guarantee that its cores and/or cylinders will function properly or be mechanically compatible with products not manufactured by Stanley.
- Scratches, abrasion, deterioration due to the use of paints, solvents and other chemicals.
- The US10B/613 finish is considered to be a living finish that will change over time with use and age and is expressly excluded from this warranty. The finish changes that occur are indicative of normal wear and tear and reflect the essence of a living finish. The finish changes are not considered manufacturing defects and are not covered by this warranty.

Third Party Warranty: Except as otherwise provided above, Stanley makes no warranty, express or implied, with regard to third party hardware or software and expressly disclaims the implied warranties or conditions of merchantability or merchantable quality, fitness for a particular purpose, title, infringement and those arising by statute or otherwise in law. Customer's sole recourse for warranty claims is with the manufacturer of the Product. However, Stanley agrees to pass through any third party warranty that Stanley receives from the manufacturer of the Products to Purchaser. The extent of any third party warranty details, terms and conditions, remedies and procedures may be expressly stated on, or packaged with, or otherwise accompanying the Products.

LIMITATION OF WARRANTIES: THIS WARRANTY IS GIVEN EXPRESSLY AND IN PLACE OF ALL OTHER WARRANTIES, EXPRESS OR IMPLIED, INCLUDING ANY IMPLIED WARRANTIES OF MERCHANTABILITY OR FITNESS FOR PARTICULAR PURPOSE. THERE ARE NO UNDERSTANDINGS, AGREEMENTS, REPRESENTATIONS, OR WARRANTIES NOT SPECIFIED HEREIN.

STANLEY SHALL NOT, IN ANY EVENT, BE LIABLE FOR ANY CONSEQUENTIAL, INCIDENTAL, INDIRECT, SPECIAL OR PUNITIVE DAMAGES SUFFERED BY PURCHASER OR ANYONE CLAIMING BY, THROUGH OR UNDER PURCHASER, AS A RESULT OF THE CONDITION OF THIS PRODUCT, OR ANY PART OR PORTION THEREOF.

SOME STATES DO NOT ALLOW LIMITATIONS ON HOW LONG AN IMPLIED WARRANTY LASTS OR PROHIBIT THE EXCLUSION OR LIMITATION OF INCIDENTAL OR CONSEQUENTIAL DAMAGES, SO THE ABOVE LIMITATION AND EXCLUSIONS MAY NOT APPLY IN YOUR STATE.

THIS WARRANTY IS GOVERNED BY THE LAW OF THE STATE OF INDIANA WITHOUT REGARD TO ITS CONFLICTS OF LAW PRINCIPLES. STANLEY AND PURCHASER AGREE THAT THE UNITED NATIONS CONVENTION ON CONTRACTS FOR THE INTERNATIONAL SALE OF GOODS SHALL NOT APPLY TO SALE OF THE PRODUCTS COVERED BY THIS WARRANTY.

WARRANTY

What is Covered: Stanley Security Solutions, Inc. ("Stanley") warrants that the **QEL Series Electronic Locks** manufactured by Stanley and sold under its trade name "**Stanley Commercial Hardware™**" are free of defects in materials and workmanship as outlined below. The sole and exclusive liability of Stanley under this warranty is limited to the repair or replacement of any Product or component part covered by the warranty at the sole discretion of Stanley.

Who is Covered: This warranty is extended only to the Seller's distributors of Products and the end user who purchases Products for purposes other than resale (collectively, "Purchaser").

Hardware Warranty Period:

- **QEL Series Electronic Lock mechanical** warranty term shall be two (2) years from the date of sale.
- **QEL Series Electronic Lock electrical** warranty term shall be one (1) year from the date of sale.
- **Finishes** shall be warranted for three (3) years from the date of sale excluding US10B/613 "Oil Rubbed Bronze" finish.

Warranty Claims: Any Products believed to be defective as covered by this warranty may not be returned without prior written Returned Materials Authorization (RMA) from Stanley Customer Service (800) 392-5209 covering specific items and quantities within thirty (30) days from the discovery of the alleged defect(s). Stanley will inform the purchaser where to ship said Product(s), shipping charges prepaid by you, for examination. In the event such examination reveals a defect covered by this warranty; Stanley will, at its sole option, repair or replace the Product, and return it or its replacement to the purchaser, with charges only for shipping.

Exclusions: This warranty specifically excludes, and Stanley shall not be held responsible for the following:

- COSTS ASSOCIATED WITH INSTALLING, REMOVING OR REINSTALLATION OF THE PRODUCT.**
- Damage caused by Product malfunction or failure attributable to acts of God.
- Improper use or installation.
- Poor or no maintenance.
- Work performed by someone other than an Authorized Stanley technician.
- Failure to follow Stanley's operating instructions or environmental specifications.
- Incorrect application, modification, vandalism, erosion or corrosion, shipping and/or handling, improper storage, accident, misuse, abuse or any other cause not within the control of Stanley.
- This warranty is void if any modification is made to the warranty product, regardless of whether the modification causes or contributes to the alleged defect. All modifications are made at the risk and expense of the party making the modifications.
- Stanley shall not be liable for any repairs, replacements, or adjustments to the product or any costs of labor performed by the Purchaser or others without Stanley's prior written approval.
- Stanley provides no warranty or guarantee that its cores and/or cylinders will function properly or be mechanically compatible with products not manufactured by Stanley.
- Scratches, abrasion, deterioration due to the use of paints, solvents and other chemicals.
- The US10B/613 finish is considered to be a living finish that will change over time with use and age and is expressly excluded from this warranty. The finish changes that occur are indicative of normal wear and tear and reflect the essence of a living finish. The finish changes are not considered manufacturing defects and are not covered by this warranty.

Third Party Warranty: Except as otherwise provided above, Stanley makes no warranty, express or implied, with regard to third party hardware or software and expressly disclaims the implied warranties or conditions of merchantability or merchantable quality, fitness for a particular purpose, title, infringement and those arising by statute or otherwise in law. Customer's sole recourse for warranty claims is with the manufacturer of the Product. However, Stanley agrees to pass through any third party warranty that Stanley receives from the manufacturer of the Products to Purchaser. The extent of any third party warranty details, terms and conditions, remedies and procedures may be expressly stated on, or packaged with, or otherwise accompanying the Products.

LIMITATION OF WARRANTIES: THIS WARRANTY IS GIVEN EXPRESSLY AND IN PLACE OF ALL OTHER WARRANTIES, EXPRESS OR IMPLIED, INCLUDING ANY IMPLIED WARRANTIES OF MERCHANTABILITY OR FITNESS FOR PARTICULAR PURPOSE. THERE ARE NO UNDERSTANDINGS, AGREEMENTS, REPRESENTATIONS, OR WARRANTIES NOT SPECIFIED HEREIN.

STANLEY SHALL NOT, IN ANY EVENT, BE LIABLE FOR ANY CONSEQUENTIAL, INCIDENTAL, INDIRECT, SPECIAL OR PUNITIVE DAMAGES SUFFERED BY PURCHASER OR ANYONE CLAIMING BY, THROUGH OR UNDER PURCHASER, AS A RESULT OF THE CONDITION OF THIS PRODUCT, OR ANY PART OR PORTION THEREOF.

SOME STATES DO NOT ALLOW LIMITATIONS ON HOW LONG AN IMPLIED WARRANTY LASTS OR PROHIBIT THE EXCLUSION OR LIMITATION OF INCIDENTAL OR CONSEQUENTIAL DAMAGES, SO THE ABOVE LIMITATION AND EXCLUSIONS MAY NOT APPLY IN YOUR STATE.

THIS WARRANTY IS GOVERNED BY THE LAW OF THE STATE OF INDIANA WITHOUT REGARD TO ITS CONFLICTS OF LAW PRINCIPLES. STANLEY AND PURCHASER AGREE THAT THE UNITED NATIONS CONVENTION ON CONTRACTS FOR THE INTERNATIONAL SALE OF GOODS SHALL NOT APPLY TO SALE OF THE PRODUCTS COVERED BY THIS WARRANTY.

STANLEY Commercial Hardware

STANLEY MASTERKEY CODE AND MASTERKEY SERVICE POLICY

I. DISTRIBUTOR MASTERKEY SERVICES

All Stanley Authorized Distributors, Aftermarket Wholesalers, and Locksmiths ("Authorized Distributors") can create, modify or extend masterkey codes for the benefit of their end user customers ("End Users") for Stanley non-patented masterkey systems; provided, however, the services must be performed in line with industry standards. With the express written permission of Stanley, select Authorized Distributors can create, modify or extend masterkey codes for the benefit of End Users for a Stanley Patented Masterkey System (pursuant to the terms and conditions of Section C below). Authorized Distributor's failure to comply with the terms of this policy could result in Stanley's termination of its Distributor Agreement as well as Stanley's pursuit of any remedies available at law.

A. END USER INFORMATION AND CODE RELEASE:

All masterkey codes (both patented and non-patented) previously generated by Stanley are available for distribution to End Users (and/or their designated Authorized Distributor, if applicable) via the End User Web Portal at <http://customerservice.stanleysecuritysolutions.com/mcp/>. For a hard copy of the End User Information and Code Release Form, please contact your Stanley End User Consultant. End user codes will be distributed solely to those Authorized Distributors (a) identified by the End User on a fully executed End User Information and Code Release Form received by Stanley, and (b) for the release of Stanley Patented Masterkey Codes, the Authorized Distributor is authorized by Stanley to receive and process Stanley Patented Masterkey Codes (as more fully described in Section C below.) No exceptions will be made to this policy.

B. STANLEY NON-PATENTED MASTERKEY SYSTEM

Effective September 4, 2012 Stanley will no longer require a Security Authorization Form to be signed by the End User prior to Stanley and/or its Authorized Distributor accepting core and key orders for non-patented keying systems. All valid End User communications for orders related to non-patented keying systems will be fulfilled at the End User's liability.

C. STANLEY PATENTED MASTERKEY SYSTEM

The Stanley Patented Masterkey System provides a higher level of protection against unauthorized key duplication and crossovers and, in order to maintain the quality of a Stanley Patented Masterkey System, the following terms and conditions of this policy shall apply to any and all Authorized Distributors with access to Stanley Patented Masterkey Systems. For the purpose of this policy, "Stanley Patented Product" shall mean the Stanley Best Cormax (including cores and keys), as well as any and all future product Stanley designates as patented product for the purpose of this policy. "Stanley Patented Masterkey Systems" and "Stanley Patented Masterkey Codes" shall mean the respective masterkey system or codes of any Stanley Patented Masterkey Product.

Sale of Stanley Patented Product: As further described in this C, only those Authorized Distributors meeting certain necessary qualifications and standards shall be selected by Stanley to sell Stanley Patented Product. Selection shall be at the sole discretion of Stanley and shall be evidenced in writing via the Distributor Agreement or its select addendums.

Stanley Patented Security Authorization Form: It is a responsibility of the Authorized Distributor to ensure that Stanley Patented Product does not end up in the possession of unauthorized individuals or entities. The Authorized Distributor must ensure that the End User completes a Stanley Patented Masterkey System Security Authorization Form (the "Security Authorization Form") as outlined in this Section. The Security Authorization Form designates those individuals within the End User's organization that are authorized to place orders with the Authorized Distributor for Stanley Patented Product. The Security Authorization Form must be completed and signed by the End User.

It is the Authorized Distributor's full responsibility to validate the End User's signature as identified on the Security Authorization Form prior to accepting any orders for Stanley Patented Product. In certain circumstances the Authorized Distributor selling the Stanley Patented Product will not contract directly with the End User. In these circumstances, the Authorized Distributor is required to work with its reseller to ultimately ensure that the End User submits a signed Security Authorization Form to Stanley. Stanley shall have the right to audit all Security Authorization Forms maintained by the Authorized Distributors for completeness, accuracy and compliance with this Policy.

Sale of Combined Stanley Patented Product through Distributor: Stanley may authorize select Authorized Distributor to purchase and resell to an End User Stanley Patented Product that has been combined by Stanley Personnel. In this instance, a Security Authorization Form must be completed and signed by the End User and provided by the Authorized Distributor to Stanley with each Stanley Patented Product order.

October 2015

STANLEY Commercial Hardware

STANLEY MASTERKEY CODE AND MASTERKEY SERVICE POLICY (continued)

Stocking of Stanley Patented Product: Stanley may authorize select Authorized Distributors to purchase and stock Stanley Patented Product and have access to Stanley Patented Masterkey Codes by entering into a Stanley Patented Masterkey System Distributor Agreement Addendum (the "Authorized Stocking Distributor") As a condition to the Authorized Stocking Distributor's continued access to Stanley Patented Masterkey Codes, it must comply at all times with the Stanley Patented Key Systems Security Procedure. In addition, it is the responsibility of the Authorized Stocking Distributor to ensure that they have a completed Security Authorization Form on file for each End User that places an order with the Authorized Stocking Distributor for Stanley Patented product and that the Authorized Stocking Distributor authenticates the signature of each Stanley Patented Product order utilizing the Security Authorization Form.

Stanley Patented Masterkey Code Generation: To assist in reducing the possibility of duplication within a keying system and ensure security, all Stanley Patented Masterkey Codes must be created, modified and/or extended by Stanley's masterkey personnel and/or an Authorized Stocking Distributor. The unauthorized duplication or release of Stanley Patented Masterkey Codes to non-authorized people or organizations, including, but not limited to, unauthorized distributors, wholesalers, private locksmiths, other lock manufacturers, architects, or contractors, is a violation of this policy as well as the infringement of patent rights and other intellectual property rights of Stanley. In addition to any other recourse available under law, the unauthorized release of Stanley Patented Masterkey Codes by any Authorized Stocking Distributor shall result in immediate termination.

Stanley Patented Masterkey System Exclusive Keyways: Upon request from an End User to release Stanley Patented Masterkey Codes previously generated by Stanley that are on an exclusive keyway, Stanley will send a notification to the End User reminding them that their patented codes are on an exclusive keyway. Stanley will provide a copy of this notice to the Authorized Stocking Distributor.

To assist in reducing the possibility of duplication within an End User exclusive keying system and ensure security, all exclusive Stanley Patented Masterkey Codes must be created, modified and/or extended and recorded in Stanley's BESTCode masterkey code management tool.

Should Stanley approve an Authorized Stocking Distributor to establish a Stanley Patented Masterkey System on an exclusive keyway, the Authorized Stocking Distributor shall be required to sign a Stanley Patented Masterkey System Exclusive Keyway Addendum. To assist in reducing the possibility of duplication within a Distributor exclusive keying system and ensure security, all exclusive Stanley Patented Masterkey Codes must be created, modified and/or extended and recorded in Stanley's BESTCode masterkey code management tool

Copies of Stanley Patented Masterkey Codes: Stanley shall have a right to a copy of all Stanley Patented Masterkey Codes that have been originated, modified, extended or otherwise maintained by the Authorized Stocking Distributor in the Stanley BESTCode system in order for Stanley to be able to provide continued support either directly, or indirectly, to the End User.

II. STANLEY MASTERKEY SERVICES

A. STANLEY MASTERKEY SERVICES PROVIDED TO DISTRIBUTOR:

Stanley, upon request and at its sole discretion, may provide select masterkey services to an Authorized Distributor for both non-patented masterkey systems and Stanley Patented Masterkey Systems. In order for an Authorized Distributor to place an order for the extension of, or modification to, a masterkey system previously created or maintained by Stanley, the End User must have selected that Authorized Distributor as its authorized designee in the End User Information & Code Release Form received by Stanley. Complete keying instructions must be given before a Stanley order can be properly acknowledged with an estimated delivery date. Stanley reserves the right to charge for the service of a customized masterkey security solution with the purchase of a Stanley product. A masterkey service charge will be assessed for each order for cylinders or cores for use in non-Stanley manufactured locks for which Stanley has an equivalent product. Stanley Patented Masterkey System products shall not be provided without the associated masterkey services being provided by Stanley. All Masterkey Services provided by Stanley shall be subject to the terms and conditions of the Stanley Masterkey Service Order Acknowledgment which shall be provided upon acceptance of the order for Masterkey Services.

October 2015

STANLEY Commercial Hardware

STANLEY MASTERKEY CODE AND MASTERKEY SERVICE POLICY

B. STANLEY BESTCODE:

Stanley may, in its sole discretion, make available its BESTCode masterkey code management tool to select Authorized Distributors that meet certain training and certification requirements. If offered, BESTCode will be made available for an annual subscription fee as outlined in the Stanley pricing catalog. All codes made available to Authorized Distributors in the BESTCode system shall be subject to the BESTCode User License Agreement and will be provided in accordance with this Policy. The BESTCode masterkey code management tool is not available for use with Stanley Commercial Hardware products.

III. FORMS

For a copy of the following forms please contact the Stanley End User Consultant.

- End User Information and Code Release Agreement
- Stanley Patented Masterkey System Distributor Agreement Addendum (Exhibit B)
- Stanley Patented Masterkey System Security Authorization Form
- Stanley Patented Key Systems Security Procedure
- Stanley Patented Masterkey System Exclusive Keyway Addendum
- Stanley Patented Masterkey System End User Specific Distributor Agreement Addendum (Exhibit D)

Stanley reserves the right to change, modify or update this Policy at any time, in its sole discretion.

October 2015

STANLEY Commercial Hardware

Keying Guide | Keying Options | Key Stamping

KEYING OPTIONS

| Order | Description | Qty | List Price |
|-------|---------------------------------------------|-----|------------|
| KD | Keyed Different | 1 | NC |
| KA | Keyed Alike | 1 | NC |
| MK | Master Keyed (One Level Only) | 1 | 16.00 |
| CK | Construction Keyed (AKA as Protecto Keying) | 1 | 16.00 |
| CMK | Construction & Master Keyed | 1 | 16.00 |
| MAIS | Maison Keyed / Cross Keyed | 1 | 16.00 |
| GMK | Grand Master Keyed | 1 | 16.00 |
| GGMK | Great Grand Master Keyed | 1 | 16.00 |

KEY STAMPING OPTIONS

| Order | Description | Qty | List Price |
|-------|----------------------------------------------------------------|-----|------------|
| VCK0 | No bitting or keyset stamping on keys | 1 | NC |
| VCK1 | Visual Key Stamping (Keys Only) | 1 | NC |
| VCK2 | Special Key Stamping (Other than standard symbols) | 1 | 6.30 |
| VCK3 | Visual Key Control (Cylinder Face Only - Levers and Deadbolts) | 1 | 6.30 |
| VCK4 | Visual Key Control (Keys & Cylinder Face) | 1 | 11.00 |
| DND | Keys stamped with "Do Not Duplicate" | 1 | NC |
| CKC2 | Concealed Key Control (Cylinders & VKC Keys) | 1 | 11.00 |
| CKC3 | Concealed Key Control (Cylinders Only) | 1 | 11.00 |

- Maximum Characters: Keys - 6
 Cylinder Face - 4
 CKC Cylinders - 6

STANLEY Commercial Hardware

Keying Guide | Key Blanks

KEY BLANKS (SOLD IN QUANTITIES OF 50)

| Description | Each | Service Part # | List Price |
|---------------------------------------------------------------------------|------|----------------|------------|
| 6-PIN KEY BLANKS | | | |
| Kwikset KW 6-Pin Blank (STANLEY Bow, Embossed One Side) | 1 | 6AQ1KW16 | 2.40 |
| Weiser WE 6-Pin Blank (STANLEY Bow, Embossed One Side) | 1 | 6AQ1WE16 | 2.40 |
| Schlage SC 6-Pin Blank (STANLEY Bow, Embossed One Side) | 1 | 6AQ1SC16 | 2.40 |
| Sargent LA 6-Pin Blank (Ilco Standard Bow) | 1 | 6AQ1LA16 | 2.40 |
| Yale GA 6-Pin Blank (Ilco Standard Bow) | 1 | 6AQ1GA16 | 2.40 |
| STANLEY BF 6-Pin Blank (Ilco Bow, Do Not Duplicate) | 1 | 6AQ1BF16DND | 2.40 |
| Kwikset KW 6-Pin Blank (STANLEY Bow, Embossed One Side, Do Not Duplicate) | 1 | 6AQ1KW16DND | 2.40 |
| Weiser WE 6-Pin Blank (STANLEY Bow, Embossed One Side, Do Not Duplicate) | 1 | 6AQ1WE16DND | 2.40 |
| Schlage SC 6-Pin Blank (STANLEY Bow, Embossed One Side, Do Not Duplicate) | 1 | 6AQ1SC16DND | 2.40 |
| 5-PIN KEY BLANKS | | | |
| Kwikset KW 5-Pin Blank (STANLEY Bow, Embossed One Side) | 1 | 6AQ1KW15 | 2.40 |
| Kwikset KW 5-Pin Blank for QDB288 Control Cylinder | 1 | 6AQ2KW15 | 2.40 |
| Weiser WE 5-Pin Blank (STANLEY Bow, Embossed One Side) | 1 | 6AQ1WE15 | 2.40 |
| Schlage SC 5-Pin Blank (STANLEY Bow, Embossed One Side) | 1 | 6AQ1SC15 | 2.40 |
| Kwikset KW 5-Pin Blank (STANLEY Bow, Embossed One Side, Do Not Duplicate) | 1 | 6AQ1KW15DND | 2.40 |
| Weiser WE 5-Pin Blank (STANLEY Bow, Embossed One Side, Do Not Duplicate) | 1 | 6AQ1WE15DND | 2.40 |
| Schlage SC 5-Pin Blank (STANLEY Bow, Embossed One Side, Do Not Duplicate) | 1 | 6AQ1SC15DND | 2.40 |

*Key blanks sold in quantities of 50.

STANLEY Commercial Hardware

Keying Guide | Cut Keys

CUT KEYS

| Description | Qty | Part # | List Price |
|-----------------------------------------------------------------------------|-----|-------------|------------|
| 6-PIN CUT KEYS | | | |
| STANLEY BF 6-Pin Cut Key (STANLEY Bow, Embossed One Side) | 1 | 6AQ1BF26 | 5.80 |
| STANLEY BF 6-Pin Cut Key (STANLEY Bow, Embossed One Side, Master Key) | 1 | 6AQ3BF26 | 5.80 |
| Kwikset KW 6-Pin Cut Key (STANLEY Bow, Embossed One Side) | 1 | 6AQ1KW26 | 5.80 |
| Kwikset KW 6-Pin Cut Key (STANLEY Bow, Embossed One Side, Master Key) | 1 | 6AQ3KW26 | 5.80 |
| Weiser WE 6-Pin Cut Key (STANLEY Bow, Embossed One Side) | 1 | 6AQ1WE26 | 5.80 |
| Weiser WE 6-Pin Cut Key (STANLEY Bow, Embossed One Side, Master Key) | 1 | 6AQ3WE26 | 5.80 |
| Schlage SC 6-Pin Cut Key (STANLEY Bow, Embossed One Side) | 1 | 6AQ1SC26 | 5.80 |
| Schlage SC 6-Pin Cut Key (STANLEY Bow, Embossed One Side, Master Key) | 1 | 6AQ3SC26 | 5.80 |
| Sargent LA 6-Pin Cut Key (Ilco Standard Bow) | 1 | 6AQ1LA26 | 5.80 |
| Sargent LA 6-Pin Cut Key (Ilco Standard Bow, Master Key) | 1 | 6AQ3LA26 | 5.80 |
| Yale GA 6-Pin Cut Key (Ilco Standard Bow) | 1 | 6AQ1GA26 | 5.80 |
| Yale GA 6-Pin Cut Key (Ilco Standard Bow, Master Key) | 1 | 6AQ3GA26 | 5.80 |
| STANLEY BF 6-Pin Cut Key (STANLEY Bow, Embossed One Side, Do Not Duplicate) | 1 | 6AQ1BF26DND | 5.80 |
| Kwikset KW 6-Pin Cut Key (STANLEY Bow, Embossed One Side, Do Not Duplicate) | 1 | 6AQ1KW26DND | 5.80 |
| Weiser WE 6-Pin Cut Key (STANLEY Bow, Embossed One Side, Do Not Duplicate) | 1 | 6AQ1WE26DND | 5.80 |
| Schlage SC 6-Pin Cut Key (STANLEY Bow, Embossed One Side, Do Not Duplicate) | 1 | 6AQ1SC26DND | 5.80 |
| 5-PIN CUT KEYS | | | |
| Kwikset KW 5-Pin Cut Key (STANLEY Bow, Embossed One Side) | 1 | 6AQ1KW25 | 5.80 |
| Kwikset KW 5-Pin Cut Key (STANLEY Bow, Embossed One Side, Master Key) | 1 | 6AQ3KW25 | 5.80 |
| Kwikset KW 5-Pin Cut Key for QDB288 Control Cylinder | 1 | 6AQ2KW25 | 5.80 |
| Weiser WE 5-Pin Cut Key (STANLEY Bow, Embossed One Side) | 1 | 6AQ1WE25 | 5.80 |
| Weiser WE 5-Pin Cut Key (STANLEY Bow, Embossed One Side, Master Key) | 1 | 6AQ3WE25 | 5.80 |
| Schlage SC 5-Pin Cut Key (STANLEY Bow, Embossed One Side) | 1 | 6AQ1SC25 | 5.80 |
| Schlage SC 5-Pin Cut Key (STANLEY Bow, Embossed One Side, Master Key) | 1 | 6AQ3SC25 | 5.80 |

* All cut keys require specification of keyway and key combination.

* When being ordered separate from product Master Keys, Top Level Masters, and Do Not Duplicate Keys require Signature Authority.

* Builder key orders get 10 builder keys at no charge.

* Master key orders get 1 master key at no charge.

STANLEY Commercial Hardware

Keying Guide | Key Blanks

Uncombined Cores (SFIC)

| How To Order | | | | | |
|--------------|------------------------|-------------------------------------------------|----------------|--------------------------------------------------------------------|---------|
| 7CS | 7 | A | 1 | 626 | |
| Core Type | Lock Body | Keyway | Combining Code | Finish | Price |
| 7CS - SFIC | 6 - 6-pin 7 - 7-pin | Designate specific keyway (A, D, E, etc.) | 1 - Uncombined | 626 - Satin Chrome 606 - Satin Brass 613 - Oil Rubbed Bronze | \$28.00 |

Combined Cores (SFIC)

| How To Order - SFIC Cores | | | | | |
|---------------------------|------------------------|-------------|----------------|-------------------|------------|
| 6CS | 7 | BF | 2 | 626 | |
| Core Type | Lock Body | Keyway | Combining Code | Finish | List Price |
| 6CS - SFIC | 6 - 6-pin 7 - 7-pin | BF - BEST F | 2 - Combined | 605 626 690 | \$44.00 |

6-7 PIN SFIC Key Blanks

| How To Order | | | | | |
|----------------|-----------|-------------------------------------------------|-----------|-------------------------------------------------------------------------------------------------|--------|
| 7AS | 1 | A | 1 | | |
| Series | Key Type | Keyway | Cut Code | Key Stamp | Price |
| 7AS - Standard | 1 - Blank | Designate specific keyway (A, D, E, etc.) | 1 - Blank | KS915 x KS800 - " DUPLICATION PROHIBITED" with stars on Front and a blank back - Standard | \$2.30 |

NOTES:

Consult factory for lead times.

7CS packaged in multiples of 50 cores and 7AS packaged in multiples of 100 keys. A 10% broken box service fee applies unless total order exceeds \$5,000.

STANLEY Commercial Hardware

Cylinder Guide

Key-in-Lever and Deadbolt Cylinders

| How To Order | | | | | | | |
|-------------------------|----------------------------------|------------------------|----------------------------------------------------------------------------|---------------------------------|---------|------------------------------|-------------------|
| 6EQ | D | 6 | BF | 2 | 626 | QDB180 | CC |
| Cylinder Type | Cylinder Type | Lock Body | Keyway | Combining Code | Finish | Tailpiece | Options |
| 6EQ - Standard Cylinder | L – Key in Lever D – Deadbolt | 5 - 5-pin 6 - 6-pin | KW – Kwikset WE – Weiser SC – Schlage C GA – Yale LA – Sargent | 2 – Combined 5 – Zero Bitted | 606 626 | Must specify Series/Function | CC - Construction |

| Keyway | Price with Lock | Service Part List Price |
|----------------|-----------------|-------------------------|
| KW - Kwikset | NC | \$25.00 |
| WE - Weiser | | |
| SC - Schlage C | | |
| GA - Yale | | |
| LA - Sargent | NC | \$53.00 |

Mortise and Rim Cylinders

| How To Order | | | | | | | | |
|-------------------------|------------------------|------------------------|----------------------------------------------------------------------------|---------------------------------|----------------|----------------------------------------------------------------------------------------|------------------------------|-------------------|
| 6EQ | M | 6 | KW | 2 | 626 | E | 118 | CC |
| Cylinder Type | Cylinder Type | Lock Body | Keyway | Combining Code | Finish | Cam | Length | Options |
| 6EQ - Standard Cylinder | M – Mortise R – Rim | 5 - 5-pin 6 - 6-pin | KW – Kwikset WE – Weiser SC – Schlage C GA – Yale LA – Sargent | 2 – Combined 5 – Zero Bitted | 606 613 626 | For Mortise Cylinders: M – Cloverleaf Cam E – Straight Cam A – Adams Rite Cam | 118 – 1-1/8" 138 – 1-3/8" | CC - Construction |

| Keyway | Price with Lock | Service Part List Price |
|----------------|-----------------|-------------------------|
| KW - Kwikset | NC | \$55.00 |
| WE - Weiser | | |
| SC - Schlage C | | |
| GA - Yale | | |
| LA - Sargent | | |

NOTES:

M – Cloverleaf Cam 1 – 1/8" is standard for QMS/QME/QML mortise locks. 1 – 3/8" is available for thick doors.

E – Straight Cam 1 – 1/8" is standard for QED exit devices and QET trims that use mortise cylinders.

Refer to BEST Cylinders (1E) when SFIC mortise cylinders are required.

For all cylinders, consult factory for lead times.

STANLEY Commercial Hardware

Cylinder Guide | Parts














CYLINDER PARTS

| | Description | Series | Service Part # | List Price |
|-------------------------------------------------------------------------------------|---------------------------------------------------------------|-------------------|----------------|------------|
|  | Cylinder Locking Pin | All | 8Q00209 | 1.20 |
|  | Cylinder Locking Cap | All | 8Q00210 | 1.80 |
|  | Cylinder Locking Spring | All | 8Q00211 | 1.20 |
|  | Tailpiece QCL1 50/QCL1 70 - Entry/Storeroom | QCL100 | 8Q00069 | 2.50 |
|  | Tailpiece QCL160 - Classroom (all keyways except KW) | QCL100 | 8Q00070 | 2.50 |
|  | Tailpiece QCL160 - Classroom (KW keyway only) | QCL100 | 8Q00071 | 2.50 |
|  | Cylinder Plug Holder QCL100 Series | QCL100 | 8Q00065 | 1.80 |
|  | Tailpiece QCL250/QCL270/QCI250 - Entry/Storeroom/Interconnect | QCL200/ QCI200 | 8Q00072 | 2.50 |
|  | Tailpiece QCL260 - Classroom | QCL200 | 8Q00074 | 2.50 |
|  | SFIC Tailpiece QCL200 Series | QCL200 | 8Q00302 | 2.40 |
|  | Cylinder Plug Holder QCL200 Series | QCL200 | 8Q00066 | 1.80 |
|  | Tailpiece QCI200 Series Interconnect Deadbolt | QCI200 | 8Q00076 | 2.50 |

STANLEY Commercial Hardware

Cylinder Guide | Parts

CYLINDER PARTS (CONTINUED)

| | Description | Series | Service Part # | List Price |
|-------------------------------------------------------------------------------------|-----------------------------------------------------------------------------------------|-------------------|----------------|------------|
|  | Tailpiece QTL200/QRT300 Series | QTL200/QRT300 | 8Q00073 | 2.50 |
|  | Cylinder Plug Holder for QTL200 Series - Summit Style | QTL200 | 8Q00067 | 2.00 |
|  | Cylinder Plug Holder for QTL200 Series - Sierra Style | QTL200 | 8Q00068 | 2.00 |
|  | Tailpiece QDB100/QDB200 Series Single Cylinder | QDB100/QDB200 | 8Q00083 | 2.50 |
|  | Tailpiece QDB100/QDB200 Series Double Cylinder (QTY 2) | QDB100/QDB200 | 8Q00085 | 2.50 |
|  | Thick door kit - Tailpiece for QDB100/QDB200 Series Single Cylinder (1-3/4\" - 2-1/4\") | QDB100/QDB200 | 8Q00084 | 2.50 |
|  | Cylinder Screw QDB100/QDB200 Series | QDB100/QDB200 | 8Q00086 | 2.50 |
|  | Standard Cam for Mortise Cylinder | Mortise Cylinders | 8Q00119 | 4.60 |
|  | Cam Mounting Screws for Mortise Cylinders (QTY 2) | Mortise Cylinders | 8Q00118 | 1.50 |
|  | Rim Cylinder Tailpiece | RimCylinders | 8Q00140 | 2.50 |
|  | Rim Cylinder Tailpiece For Thick Doors | RimCylinders | 8Q00480 | 2.50 |
|  | Cloverleaf Mortise Cam for QME/QMS/QML | QME, QMS, QML | 8Q01084 | 1.80 |
|  | Adams Rite Cam | --- | 8Q00571 | 1.80 |

STANLEY Commercial Hardware

QMS/QME100 Series | Grade 1 | Heavy Duty Mortise Locks

| | |
|----|---------------------|
| 20 | Single Dummy |
| 22 | Full Dummy |
| 30 | Passage |
| 40 | Privacy |
| 45 | Privacy w/ Deadbolt |
| 50 | Entry |
| 52 | Exit |
| 54 | Corridor |
| 58 | Dormitory |
| 60 | Classroom |
| 62 | Classroom Security |
| 64 | Apartment |
| 70 | Storeroom |
| 72 | Institutional |
| 74 | Store Door |

| | |
|---|--------|
| E | Sierra |
| M | Summit |
| A | Slate |

| | |
|----|----------------------------|
| KD | Keyed Different |
| KA | Keyed Alike |
| SK | Special Keying |
| | -Construction Keyed |
| | -Construction Master Keyed |
| | -Maison Keyed |
| | -Master Keyed |
| | -Grand Master Keyed |
| | -Great Grand Master Keyed |
| ZB | Zero Bitted |

| Base Part Number | | | | | | |
|------------------|-----------|----------|------------|-----------|-----------|-----------|
| Series | Function | Design | Finish | Keyway | # of Pins | Keying |
| QME1 | 60 | E | 626 | BF | 6 | KD |

| | |
|-----------------|-------------|
| Escutcheon Trim | QME1 |
| Sectional Trim | QMS1 |

| | |
|-----|-------------------|
| 605 | Bright Brass |
| 613 | Oil Rubbed Bronze |
| 619 | Satin Nickel |
| 625 | Bright Chrome |
| 626 | Satin Chrome |

| | |
|----|---------------|
| BF | BEST "F" SFIC |
| KW | Kwikset "KW" |
| WE | Weiser "E" |
| SC | Schlage "C" |
| GA | Yale "GA" |
| LA | Sargent "LA" |
| LC | Less Cylinder |

Example

If you ordered: QME160 E626 BF6 KD

You would get: Grade 1 Classroom Mortise Lock, Sierra Lever Escutcheon Trim, Satin Chrome, SFIC "F" Keyway, Keyed Different.

STANLEY Commercial Hardware

QMS/QME100 Series | Grade 1 | Heavy Duty Mortise Locks

Sierra (E)

Available in: 605, 613, 619,
625, 626



Summit (M)

Available in: 605, 613, 619,
625, 626



| Model/Series | Functions | Style | Cylinders | Case Qty | List Price | |
|--------------|----------------------|-----------|-----------|----------|------------|--------------------|
| | | | | | 626 | 605, 613, 619, 625 |
| QMS120 | Single Dummy | E / M / A | | 4 | 140.00 | 155.00 |
| QMS122 | Full Dummy | E / M / A | | 4 | 278.00 | 293.00 |
| QMS130 | Passage | E / M / A | | 4 | 425.00 | 440.00 |
| QMS140 | Privacy | E / M / A | | 4 | 430.00 | 445.00 |
| QMS145 | Privacy w/ Dead bolt | E / M / A | | 4 | 456.00 | 471.00 |
| QMS150 | Entry | E / M / A | Sgl | 4 | 499.00 | 514.00 |
| QMS152 | Exit | E / M / A | Sgl | 4 | 499.00 | 514.00 |
| QMS154 | Corridor | E / M / A | Sgl | 4 | 499.00 | 514.00 |
| QMS158 | Dormitory | E / M / A | Dbl | 4 | 547.00 | 562.00 |
| QMS160 | Classroom | E / M / A | Sgl | 4 | 499.00 | 514.00 |
| QMS162 | Classroom Security | E / M / A | Dbl | 4 | 547.00 | 562.00 |
| QMS164 | Apartment | E / M / A | Dbl | 4 | 547.00 | 562.00 |
| QMS170 | Storeroom | E / M / A | Sgl | 4 | 499.00 | 514.00 |
| QMS172 | Institutional | E / M / A | Dbl | 4 | 547.00 | 562.00 |
| QMS174 | Store Door | E / M / A | Dbl | 4 | 547.00 | 562.00 |

| Less Cylinder | | List Price |
|---------------|---------------|--------------|
| LC | Less Cylinder | Deduct 47.00 |

NOTES:

Consult factory for lead times on 605 & 625 finishes.

Prices include standard cylinders. Reference cylinder options for complete listing.

STANLEY Commercial Hardware

QMS/QME100 Series | Grade 1 | Heavy Duty Mortise Locks

Sierra (E)

Available in: 605, 613, 619,
625, 626



Summit (M)

Available in: 605, 613, 619,
625, 626



| Model/Series | Functions | Style | Cylinders | Case Qty | List Price | |
|--------------|----------------------|-----------|-----------|----------|------------|--------------------|
| | | | | | 626 | 605, 613, 619, 625 |
| QME120 | Single Dummy | E / M / A | | 4 | 171.00 | 186.00 |
| QME122 | Full Dummy | E / M / A | | 4 | 340.00 | 356.00 |
| QME130 | Passage | E / M / A | | 4 | 483.00 | 499.00 |
| QME140 | Privacy | E / M / A | | 4 | 488.00 | 502.00 |
| QME145 | Privacy w/ Dead bolt | E / M / A | | 4 | 514.00 | 530.00 |
| QME150 | Entry | E / M / A | Sgl | 4 | 555.00 | 571.00 |
| QME152 | Exit | E / M / A | Sgl | 4 | 555.00 | 571.00 |
| QME154 | Corridor | E / M / A | Sgl | 4 | 555.00 | 571.00 |
| QME158 | Dormitory | E / M / A | Dbl | 4 | 602.00 | 617.00 |
| QME160 | Classroom | E / M / A | Sgl | 4 | 555.00 | 571.00 |
| QME162 | Classroom Security | E / M / A | Dbl | 4 | 602.00 | 617.00 |
| QME164 | Apartment | E / M / A | Dbl | 4 | 602.00 | 617.00 |
| QME170 | Storeroom | E / M / A | Sgl | 4 | 555.00 | 571.00 |
| QME172 | Institutional | E / M / A | Dbl | 4 | 602.00 | 617.00 |
| QME174 | Store Door | E / M / A | Dbl | 4 | 602.00 | 617.00 |

| Less Cylinder | | List Price |
|---------------|---------------|--------------|
| LC | Less Cylinder | Deduct 47.00 |

NOTES:

Consult factory for lead times on 605 & 625 finishes.

Prices include standard cylinders. Reference cylinder options for complete listing.

STANLEY Commercial Hardware

QMS/QME100 Series | Grade 1 | Heavy Duty Mortise Locks

CYLINDER RING CHART - ESCUTCHEON TRIMS

| Model # | | Door Thick-ness | Cylin-der Length | Guard Dimen-sion | Part Number | Qty* | List Price Single | Model # | Door Thick-ness | Cylin-der Length | Guard Dimen-sion | Part Num-ber | Qty* | List Price Double | |
|----------------------------|----------------------------------------|-----------------|------------------|------------------|-------------|------|-------------------|----------------------------|----------------------------------------|------------------|------------------|--------------|---------|-------------------|-------|
| Escutcheon Single Cylinder | QME150, QME152, QME154, QME160, QME170 | 1-3/4" | 1" | - | | | | Escutcheon Double Cylinder | QME158, QME162, QME164, QME172, QME174 | 1-3/4" | 1" | - | | | |
| | | | 1-1/8" | - | | | | | | | 1-1/8" | N/A | | | |
| | | | 1-1/4" | - | | | | | | | 1-1/4" | N/A | | | |
| | | | 1-3/8" | 1/2" | 8Q01086 | 1 | 24.00 | | | | 1-3/8" | 1/2" | 8Q01086 | 1 | 24.00 |
| | | | 1-1/2" | 1/2" | 8Q01086 | 1 | 24.00 | | | | 1-1/2" | 5/8" | 8Q01087 | 1 | 28.00 |
| | | 2" | 1" | N/A | | | | | | 2" | 1" | N/A | | | |
| | | | 1-1/8" | - | | | | | | | 1-1/8" | - | | | |
| | | | 1-1/4" | - | | | | | | | 1-1/4" | N/A | | | |
| | | | 1-3/8" | - | | | | | | | 1-3/8" | N/A | | | |
| | | | 1-1/2" | 1/2" | 8Q01086 | 1 | 24.00 | | | | 1-1/2" | 1/2" | 8Q01086 | 1 | 24.00 |
| | | 2-1/4" | 1" | N/A | | | - | | | 2-1/4" | 1" | N/A | | | |
| | | | 1-1/8" | N/A | | | | | | | 1-1/8" | N/A | | | |
| | | | 1-1/4" | - | | | - | | | | 1-1/4" | - | | | |
| | | | 1-3/8" | - | | | | | | | 1-3/8" | - | | | |
| | | | 1-1/2" | - | | | | | | | 1-1/2" | N/A | | | |

NOTES:

"-" Additional cylinder spacers not required.

"N/A" Cylinder length not compatible with door thickness.

CYLINDER RING CHART - SECTIONAL TRIMS

| Model # | | Door Thickness | Cylinder Length | Guard Dimension | Part Number | Qty* | List Price Single | Model # | Door Thickness | Cylinder Length | Guard Dimension | Part Number | Qty* | List Price Double | |
|---------------------------|----------------------------------------|----------------|-----------------|-----------------|-------------|------|-------------------|---------------------------|----------------------------------------|-----------------|-----------------|-------------|---------|-------------------|-------|
| Sectional Single Cylinder | QMS150, QMS152, QMS154, QMS160, QMS170 | 1-3/4" | 1" | - | | | | Sectional Double Cylinder | QMS158, QMS162, QMS164, QMS172, QMS174 | 1-3/4" | 1" | | | | |
| | | | 1-1/8" | - | | | | | | | 1-1/8" | 1/16" | 8Q01088 | 1 | 16.00 |
| | | | 1-1/4" | - | | | | | | | 1-1/4" | 3/16" | 8Q01089 | 1 | 20.00 |
| | | | 1-3/8" | 3/16" | 8Q01089 | 1 | 20.00 | | | | 1-3/8" | 5/16" | 8Q01090 | 1 | 24.00 |
| | | | 1-1/2" | 5/16" | 8Q01090 | 1 | 24.00 | | | | 1-1/2" | 7/16" | 8Q01091 | 1 | 28.00 |
| | | 2" | 1" | N/A | | | | | | 2" | 1" | N/A | | | |
| | | | 1-1/8" | - | | | | | | | 1-1/8" | - | | | |
| | | | 1-1/4" | - | | | | | | | 1-1/4" | 1/16" | 8Q01088 | 1 | 16.00 |
| | | | 1-3/8" | - | | | | | | | 1-3/8" | 3/16" | 8Q01089 | 1 | 20.00 |
| | | | 1-1/2" | 1/16" | 8Q01088 | 1 | 16.00 | | | | 1-1/2" | 5/16" | 8Q01090 | 1 | 24.00 |
| | | 2-1/4" | 1" | N/A | | | | | | 2-1/4" | 1" | N/A | | | |
| | | | 1-1/8" | N/A | | | | | | | 1-1/8" | N/A | | | |
| | | | 1-1/4" | - | | | | | | | 1-1/4" | - | | | |
| | | | 1-3/8" | - | | | | | | | 1-3/8" | 1/16" | 8Q01088 | 1 | 16.00 |
| | | | 1-1/2" | - | | | | | | | 1-1/2" | 3/16" | 8Q01089 | 1 | 20.00 |

NOTES:

"-" Additional cylinder spacers not required.

"N/A" Cylinder length not compatible with door thickness.

STANLEY Commercial Hardware

QMS/QME100 Series | Grade 1 | Heavy Duty Mortise Locks

SECTIONAL TRIM KITS (SPECIFY FINISH WHEN ORDERING)

Sectional trim kits include interior and exterior trims, screw pack for trim installation and strike dust box. Trim kits are shipped in the standard mortise packaging allowing mortise cases to be configured for a complete lock.

| Model # | Trim Description | | | Order Part # | Qty | Master Carton | List Price | | |
|---------|---------------------------------------------------------------------------------------|-------------------------|-------------|--------------|-----|---------------|------------|--------------------|--|
| | Exterior (Secure) | Interior | Lever Style | | | | 626 | 603, 613, 625, 626 | |
| QMS130 | Lever | Lever | E | 8Q01093 | 1 | 4 | 280.00 | 292.00 | |
| | | | M | 8Q01094 | | | | | |
| QMS 140 | Lever, emergency access plate | Lever, turnpiece | E | 8Q01066 | | | | | |
| QMS 145 | | | M | 8Q01067 | | | | | |
| QMS150 | Lever, cylinder collar | Lever | E | 8Q01072 | | | | | |
| QMS 160 | | | | | | | | | |
| QMS 170 | | | M | 8Q01073 | | | | | |
| QMS152 | Lever, cylinder collar | Lever, turnpiece | E | 8Q01070 | | | | | |
| QMS 154 | | | M | 8Q01071 | | | | | |
| QMS158 | Lever, cylinder, collar | Lever, cylinder, collar | E | 8Q01068 | | | | | |
| QMS 162 | | | | | | | | | |
| QMS 164 | | | | | | | | | |
| QMS 172 | | | M | 8Q01069 | | | | | |
| QMS 174 | | | | | | | | | |
| ALL | Cylinder collar kit (Includes standard cylinder guard, wave washer and gap washer) | | | 8Q01016 | 1 | 1 | 35.00 | 41.00 | |
| ALL | Turnpiece assembly (Requires screw pack 8Q01030) | | | 8Q01014 | 1 | 1 | 40.00 | 45.00 | |

STANLEY Commercial Hardware

QMS/QME100 Series | Grade 1 | Heavy Duty Mortise Locks

ESCUTCHEON TRIM KITS (SPECIFY FINISH WHEN ORDERING)

Escutcheon trim kits include interior and exterior trims, screw pack for trim installation and strike dust box. Trim kits are shipped in the standard mortise packaging allowing mortise cases to be configured for a complete lock.

| Model # | Trim Description | | | Order Part # | Qty | Master Carton | List Price | |
|---------|------------------------------------|----------------------------|-------------|--------------|-----|---------------|------------|--------------------|
| | Exterior (Secure) | Interior | Lever Style | | | | 626 | 605, 613, 619, 625 |
| QME130 | Lever | Lever | E | 8Q01074 | 1 | 4 | 354.00 | 354.00 |
| | | | M | 8Q01075 | | | | |
| QME140 | Lever, Emergency Access Hole | Lever, Turnpiece | E | 8Q01076 | | | | |
| QME145 | | | M | 8Q01077 | | | | |
| QME150 | | | E | 8Q01082 | | | | |
| QME160 | Lever, Cylinder Hole | Lever | M | 8Q01083 | | | | |
| QME170 | | | | | | | | |
| QME152 | Lever, Cylinder Hole | Lever, Turnpiece | E | 8Q01080 | | | | |
| QME154 | | | M | 8Q01081 | | | | |
| QME158 | Lever, Cylinder Hole | Lever, Cylinder Hole | E | 8Q01078 | | | | |
| QME162 | | | | | | | | |
| QME164 | | | M | 8Q01079 | | | | |
| QME172 | | | | | | | | |
| QME174 | | | | | | | | |

STANLEY Commercial Hardware

QMS/QME100 Series | Grade 1 | Heavy Duty Mortise Locks

MORTISE CASE KITS

Mortise case kits include case, instruction sheets & template, and case mounting screws.

| Model # | Case Description | | Order Part # | QTY | List Price |
|------------|------------------|-----------------------|--------------|-----|------------|
| QMS/QME130 | F1 | Passage | 8Q01059 | 1 | 141.00 |
| QMS/QME140 | F22 | Privacy | 8Q01054 | 1 | 147.00 |
| QMS/QME145 | F19 | Privacy with Deadbolt | 8Q01061 | 1 | 170.00 |
| QMS/QME150 | F4 | Entry | 8Q01058 | | |
| QMS/QME152 | F13 | Exit | 8Q01063 | | |
| QMS/QME154 | F20 | Corridor | 8Q01060 | | |
| QMS/QME158 | F11 | Dormitory | 8Q01064 | | |
| QMS/QME160 | F5 | Classroom | 8Q01057 | | |
| QMS/QME162 | F32 | Classroom Security | 8Q01052 | | |
| QMS/QME164 | F9 | Apartment | 8Q01055 | | |
| QMS/QME170 | F7 | Storeroom | 8Q01056 | | |
| QMS/QME172 | F30 | Institutional | 8Q01053 | | |
| QMS/QME174 | F14 | Store Door | 8Q01062 | | |

ARMOR FRONT KITS (SPECIFY FINISH WHEN ORDERING)

Armor front kits include a finished armor front and installation screws.

| Model # | | | Description | | Order Part # | Qty | List Price |
|------------|-------|----------|-------------|--------|--------------|-----|------------|
| | Latch | Deadbolt | Auxiliary | Toggle | | | |
| QMS/QME120 | | | | | 8Q01040 | 1 | 16.00 |
| QMS/QME130 | x | | | | 8Q01033 | | |
| QMS/QME140 | x | | | | | | |
| QMS/QME145 | x | | | | 8Q01043 | | |
| QMS/QME152 | | | | | | | |
| QMS/QME174 | | | | | | | |
| QMS/QME150 | x | | x | x | 8Q01042 | | |
| QMS/QME154 | x | x | | x | 8Q01032 | | |
| QMS/QME158 | | | | | | | |
| QMS/QME160 | x | | | | 8Q01031 | | |
| QMS/QME162 | | | | | | | |
| QMS/QME164 | | | | | | | |
| QMS/QME170 | | | | | | | |
| QMS/QME172 | | | | | | | |

STANLEY Commercial Hardware

QMS/QME100 Series | Grade 1 | Heavy Duty Mortise Locks

STRIKE KITS (SPECIFY FINISH WHEN ORDERING)

Strike kits include finished strike and installation screws.

| Model # | Strike Description | Order Part # | Qty | List Price |
|------------|---------------------------------------------------------------------|--------------|-----|------------|
| QMS/QME130 | Strike for locks with latch bolt only or latch bolt with auxiliary. | 8Q01035 | 1 | 15.00 |
| QMS/QME140 | | | | |
| QMS/QME150 | | | | |
| QMS/QME160 | | | | |
| QMS/QME162 | | | | |
| QMS/QME164 | | | | |
| QMS/QME170 | | | | |
| QMS/QME172 | Strike for locks with latch bolt with dead bolt. | 8Q01036 | | |
| QMS/QME145 | | | | |
| QMS/QME152 | | | | |
| QMS/QME154 | | | | |
| QMS/QME158 | | | | |
| QMS/QME174 | Strike dust box, black plastic | 8Q01045 | 1 | 6.30 |
| ALL | | | | |

SCREW PACKS AND OTHER PARTS

| Part Description | Order Part # | QTY | List Price |
|-------------------------------------------------------------------------------------------------------------------------------------------------------------------------------------------------------------------------------------------------------------------------------------------------------------------------------------------|--------------|-----|------------|
| Mortise case front bracket (bracket that connects armor front to lock case) | 8Q01028 | 1 | 14.00 |
| Screw pack - Trim only. Specify finish. (2 - M4x0.7 x 35mm flat head machine screws) | 8Q01029 | 1 | 6.00 |
| Screw pack - Turnpiece / Sectional Emergency Plate. Specify finish. (2 - M4 x 19mm flat head machine screws and 2 - #8-32 x 3/4" flat head wood screws) | 8Q01030 | 1 | 6.00 |
| Sectional Thick Door Kit - interior lever assembly for 2" - 2-1/4" doors | 8Q01044 | 1 | 32.00 |
| Spanner wrench for sectional lever installation | 8Q01046 | 1 | 6.00 |
| Screw pack - Armor Front. Specify finish. (2 - 0.7 x 5mm flat head machine screws) | 8Q01047 | 1 | 5.40 |
| Screw pack - Mortise Case. | 8Q01048 | 1 | 6.00 |
| Screw pack - Escutcheon Trims (for installation of trims, armor front and strike). Specify finish. (2 - M4 x 0.7 x 35mm flat head machine screws; 2 - #12 x 3/4" dual purpose screws; 2 - M4 x 0.7 x 5mm flat head machine screws) | 8Q01049 | 1 | 14.00 |
| Screw pack - Sectional Trims (for installation of trims, armor front and strike). Specify finish. (2 - M4 x 0.7 x 35mm flat head machine screws; 2 - #12 x 3/4" dual purpose screws; 2 - M4 x 0.7 x 5mm flat head machine screws; 2 - #8-32 x 3/4" flat head wood screws; 2 - M4 x 19mm flat head machine screws; 1 1/8" allen wrench) | 8Q01050 | 1 | 16.00 |
| Mortise cam - Cloverleaf (All STANLEY Commercial Hardware Mortise Locks & Deadlocks) | 8Q01084 | 1 | 1.80 |

STANLEY Commercial Hardware

QML100 Series | Grade 1 | Heavy Duty Mortise Locks

| | |
|-----------|-----------------|
| 80 | Single Cylinder |
| 82 | Double Cylinder |
| 84 | Cylinder Only |
| 86 | Classroom |

| | |
|-----------|----------------------------|
| KD | Keyed Different |
| KA | Keyed Alike |
| SK | Special Keying |
| | -Construction Keyed |
| | -Construction Master Keyed |
| | -Maison Keyed |
| | -Master Keyed |
| | -Grand Master Keyed |
| | -Great Grand Master Keyed |
| ZB | Zero Bitted |

| Base Part Number | | | | | | |
|------------------|-----------|------------|-----------|-----------|-----------|-----------|
| Series | Function | Finish | Handing* | Keyway | # of Pins | Keying |
| QML1 | 86 | 626 | RH | BF | 6 | KD |

| | |
|------------|-------------------|
| 605 | Bright Brass |
| 613 | Oil Rubbed Bronze |
| 619 | Satin Nickel |
| 625 | Bright Chrome |
| 626 | Satin Chrome |

| | |
|-----------|---------------|
| BF | BEST "F" SFIC |
| KW | Kwikset "KW" |
| WE | Weiser "E" |
| SC | Schlage "C" |
| GA | Yale "GA" |
| LA | Sargent "LA" |
| LC | Less Cylinder |

| QML186 Only* | |
|--------------|------------|
| RH | Right Hand |
| LH | Left Hand |

Example

If you ordered: QML186 626 RH BF6 KD

You would get: Grade 1 Classroom Mortise Lock, Satin Chrome, Right-Hand, SFIC "F" Keyway, Keyed Different.

NOTES:

*Classroom function requires handed cylinder turn. Specify handing when ordering.

STANLEY Commercial Hardware

QML100 Series | Grade 1 | Heavy Duty Mortise Locks



QML 180

| Model/Series | Functions | Case Qty | List Price | |
|--------------|-----------------|----------|------------|--------------------|
| | | | 626 | 605, 613, 619, 625 |
| QML180 | Single Cylinder | 10 | 241.00 | 252.00 |
| QML182 | Double Cylinder | 10 | 271.00 | 282.00 |
| QML184 | Cylinder Only | 10 | 204.00 | 204.00 |
| QML186* | Classroom | 10 | 247.00 | 256.00 |

NOTES:

*QML100 are special order, consult factory for lead times.

*Classroom function requires handed cylinder turn. Specify handing when ordering. Prices include standard cylinders. Reference cylinder options for complete listing.

STANLEY Commercial Hardware

QML100 Series | Grade 1 | Heavy Duty Mortise Locks

MORTISE DEADLOCK KITS

Mortise deadlock kits include case, instruction sheets & template, and case mounting screws.

| Model # | Description | Order Part # | Qty | List Price |
|---------|-----------------------|--------------|-----|------------|
| ALL QML | Mortise deadlock case | 8Q01051 | 1 | 134.00 |

ARMOR FRONT KITS (SPECIFY FINISH WHEN ORDERING)

Armor front kits include a finished armor front and installation screws.

| Model # | Description | Order Part # | Qty | List Price |
|---------|------------------------------|--------------|-----|------------|
| ALL QML | Mortise deadlock armor front | 8Q01039 | 1 | 11.00 |

STRIKE KITS (SPECIFY FINISH WHEN ORDERING)

Strike kits include finished strike and installation screws.

| Model # | Description | Order Part # | Qty | List Price |
|---------|-----------------------------------------|--------------|-----|------------|
| ALL QML | Mortise deadlock strike | 8Q01034 | 1 | 9.10 |
| ALL QML | Deadlock strike dust box, black plastic | 8Q01085 | 1 | 5.80 |

DEADLOCK TRIM KITS (SPECIFY FINISH WHEN ORDERING)

| Description | OrderPart # | Qty | List Price | |
|-----------------------------------------------------------------------------------|-------------|-----|------------|--------------------|
| | | | 626 | 605, 613, 619, 625 |
| Cylinder guard kit (Includes standard cylinder guard, wave washer and gap washer) | 8Q01016 | 1 | 35.00 | 41.00 |
| Turnpiece assembly (Requires screw pack 8Q01030) | 8Q01014 | 1 | 40.00 | 45.00 |

MISC.

| Model # | Description | Order Part # | Qty | List Price |
|---------|---------------------------------------|--------------|-----|------------|
| QML 186 | Left hand mortise cylinder thumbturn | 8Q01005 | 1 | 50.00 |
| QML 186 | Right hand mortise cylinder thumbturn | 8Q01006 | 1 | 50.00 |

STANLEY Commercial Hardware

QCL100 Series | Grade 1 | Heavy Duty Cylindrical Locks

| | | | |
|----|-------------------------|-----------------|--------------------------------------------|
| 20 | Single Dummy | ADDED FUNCTIONS | |
| 30 | Passage | 92 | Electronically Locked (fail safe) |
| 35 | Communicating | 93 | Electronically Locked SFIC (fail safe) |
| 40 | Privacy | 94 | Electronically Unlocked (fail secure) |
| 50 | Entry/Office | 95 | Electronically Unlocked SFIC (fail secure) |
| 51 | Entry/Office SFIC | | |
| 54 | Corridor | | |
| 55 | Corridor SFIC | | |
| 60 | Classroom | | |
| 61 | Classroom SFIC | 605 | Bright Brass |
| 68 | Classroom Security | 613 | Oil Rubbed Bronze |
| 69 | Classroom Security SFIC | 619 | Satin Nickel |
| 70 | Storeroom | 625 | Bright Chrome |
| 71 | Storeroom SFIC | 626 | Satin Chrome |

| | |
|----|---------------|
| BF | BEST "F" SFIC |
| KW | Kwikset "KW" |
| WE | Weiser "E" |
| SC | Schlage "C" |
| GA | Yale "GA" |
| LA | Sargent "LA" |
| LC | Less Cylinder |

| | |
|-----|---------------|
| 24V | 24 Volt AC/DC |
| 12V | 12 Volt AC/DC |

| Base Part Number | | | | | | | | |
|------------------|----------|--------|--------|-------|--------|--------|-----------|--------|
| Series | Function | Design | Finish | Latch | Strike | Keyway | # Of Pins | Keying |
| QCL1 | 71 | E | 626 | S4 | 478S | BF | 6 | KA |

| Additional Options | | | |
|---------------------|-------|-----------------|------------|
| Hurricane Compliant | Power | Request To Exit | 2nd Finish |
| H | — | — | — |

| | |
|---|--------|
| E | Sierra |
| M | Summit |
| A | Slate |

| | |
|------|-----------------------------|
| 478S | ANSI 4 7/8" x 1 1/4" Strike |
| 118F | ANSI 1 1/8" x 2 3/4" Strike |
| NOS | No Strike |

| | |
|-----|---------------|
| 625 | Bright Chrome |
|-----|---------------|

| QCL1 LATCH TABLE | |
|------------------|-----------------------------|
| FR4 | Radius 2-3/4 with 3/4 throw |
| FS4 | Square 2-3/4 with 3/4 throw |
| NOL | No Latch |
| R4 | Radius 2-3/4 |
| R8 | Radius 2-3/8 |
| S4 | Square 2-3/4 |
| S5 | Square 5 |
| S8 | Square 2-3/8 |

| | |
|----|----------------------------|
| KD | Keyed Different |
| KA | Keyed Alike |
| SK | Special Keying |
| | -Construction Keyed |
| | -Construction Master Keyed |
| | -Maison Keyed |
| | -Master Keyed |
| | -Grand Master Keyed |
| | -Great Grand Master Keyed |
| ZB | Zero Bitted |

Example

If you ordered: QCL171 E626 S4 478S BF6 KA H

You would get: Grade 1 Hurricane Compliant Cylindrical Storeroom Lock, Sierra Lock, Satin Chrome, 2 3/4" Deadlatch Square, ANSI 4 7/8" x 1 1/4" Strike, BEST "F" Keyway, Keyed Alike.

STANLEY Commercial Hardware

QCL100 Series | Grade 1 | Heavy Duty Cylindrical Locks

Sierra (E)

Available in: 605, 613, 619, 625, 626
Privacy Split Available in: 626x625*



Summit (M)

Available in: 605, 613, 619, 625, 626
Privacy Split Available in: 626x625*



Slate (A)

Available in: 605, 613, 619, 625, 626
Privacy Split Available in: 626x625*



| Model/Series | Functions | Style | Case Qty | List Price | |
|--------------|-------------------------|-----------|----------|------------|--------------------|
| | | | | 626 | 605, 613, 619, 625 |
| QCL120 | Half Dummy | E / M / A | 12 | 123.00 | 128.00 |
| QCL130 | Passage | E / M / A | 6 | 241.00 | 251.00 |
| QCL135 | Communicating | E / M / A | 6 | 272.00 | 282.00 |
| QCL140* | Privacy | E / M / A | 6 | 291.00 | 301.00 |
| QCL150 | Entrance/Office | E / M / A | 6 | 333.00 | 343.00 |
| QCL151 | Entrance/Office SFIC | E / M / A | 6 | 377.00 | 387.00 |
| QCL154 | Corridor | E / M / A | 6 | 333.00 | 343.00 |
| QCL155 | Corridor SFIC | E / M / A | 6 | 377.00 | 387.00 |
| QCL160 | Classroom | E / M / A | 6 | 333.00 | 343.00 |
| QCL161 | Classroom SFIC | E / M / A | 6 | 377.00 | 387.00 |
| QCL168 | Classroom Security | E / M / A | 6 | 360.00 | 370.00 |
| QCL169 | Classroom Security SFIC | E / M / A | 6 | 404.00 | 414.00 |
| QCL170 | Storeroom | E / M / A | 6 | 333.00 | 343.00 |
| QCL171 | Storeroom SFIC | E / M / A | 6 | 377.00 | 387.00 |

| Options | | Add |
|---------|---------------------|------|
| H | Hurricane Compliant | 5.20 |

NOTES:

* Privacy split finishes are priced at the highest finish price.

STANLEY Commercial Hardware

QCL100 Series | Grade 1 | Heavy Duty Cylindrical Locks

ELECTRIFIED OPTIONS (CONSULT FACTORY FOR LEAD TIMES)



| Model # | Description | List Price | |
|-------------------|----------------------------------------------------------------------------------------------------------------------------------------------------------------------------------------------------------------------------------------------|------------|-------------|
| | | 626 | 605/613/625 |
| QCL192 | Electronically locked (fail safe). Outside lever continuously locked electrically. Unlocked by key outside, by switch, or by power failure. Inside always free for immediate egress. | 680.00 | 691.00 |
| QCL193 (SFIC) | | 731.00 | 743.00 |
| QCL194 | Electronically unlocked (fail secure). Outside lever continuously locked until unlocked by key or electric current. Inside always free for immediate egress. | 680.00 | 691.00 |
| QCL195(SFIC) | | 731.00 | 743.00 |
| QCL170---X | Request to exit. Switch monitors inside lever rotation. Incorporates into alarm systems or in conjunction with an electromagnet. | 633.00 | 646.00 |
| QCL171---X(SFIC) | | 686.00 | 698.00 |
| QCL192---X | Electronically locked (fail safe) with request to exit. Outside lever continuously locked electrically. Unlocked by key outside, by switch, or by power failure. Inside always free for immediate egress. Ability to tie into alarm systems. | 929.00 | 942.00 |
| QCL193---X(SCFIC) | | 980.00 | 994.00 |
| QCL194---X | Electronically unlocked (fail secure) with request to exit. Outside lever continuously locked until unlocked by key or electric current. Inside always free for immediate egress. Ability to tie into alarm systems. | 929.00 | 942.00 |
| QCL195---X(SCFIC) | | 980.00 | 994.00 |
| 8Q00314 | Fail Safe / Fail Secure 24VDC Power Supply | 822.00 | 822.00 |

Electrified Product Specifications

- Consult Factory for lead times.
- Electrification prices should be added to list price of lock.
- Standard door prep.
- Deadlocking latch.
- Key override allows key to retract latchbolt momentarily on electronically locked models.
- Inside lever always free for immediate egress.
- Continuous duty solenoids.
- Tie into alarm systems and electromagnetic locks.
- 12V AC/DC with .250 amp current.
- 24V AC/DC with .150 amp current.
- **Specify voltage when ordering.**
- Lifetime warranty on lock body; 1 year warranty on electric components.
- Uses power supply 8Q00314.
- Warranty: 1 Year Electrical.


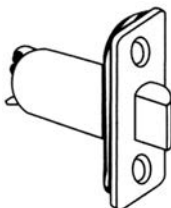
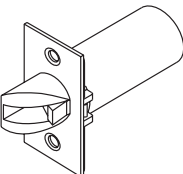
Power Supply Specifications

- Consult Factory for lead times.
- Provides power for fail safe or fail secure locking devices.
- UL listed, US & Canada, Class 2.
- Filtered and regulated 24VDC constant voltage.
- 2 AMP load capacity.
- Over voltage/short circuit protection.
- Surge suppression for locking devices.
- Interface relay to isolate the locking device current from the control switch.
- Auxilliary 24VDC constant voltage for powering stand alone devices such as keypads, motion detectors, status indicators, etc.
- Field terminal block set at 45° for ease of installation.
- Can power up to 12 24V Cylindrical fail safe/ fail secure levers - refer to installation manual for additional details.

STANLEY Commercial Hardware

QCL100 Series | Grade 1 | Heavy Duty Cylindrical Locks



LATCH OPTIONS (SPECIFY FINISH)

| Order # With Lock | Description | | Service Part # | Price With Lock | Service Part List Price |
|-----------------------------------------------------------------------------------------------------------------|-------------|-------------------------------------------------------|----------------|-----------------|----------------------------|
| 1 -1/8" X 2 -1/4" FACE PLATE, 1" HOUSING DIAMETER, GRADE 1, UL (WIDE FACE) | | | | | |
|  Grade 1 - Deadlatch | S4 | 2 3/4" dead latch - square corner | 8Q00172 | NC | 13.00 |
| | | 2 3/4" dead latch - square corner - corridor function | 8Q00574 | NC | 13.00 |
| | R4 | 2 3/4" dead latch - radius corner | 8Q00171 | NC | 13.00 |
| | | 2 3/4" dead latch - radius corner - corridor function | 8Q00573 | NC | 13.00 |
| | S8 | 2 3/8" dead latch - square corner | 8Q00174 | NC | 13.00 |
| | | 2 3/8" dead latch - square corner - corridor function | 8Q00576 | NC | 13.00 |
| | R8 | 2 3/8" dead latch - radius corner | 8Q00173 | NC | 13.00 |
| | | 2 3/8" dead latch - radius corner - corridor function | 8Q00575 | NC | 13.00 |
| | S5 | 5" dead latch - square corner | 8Q00175 | Add 22.00 | 37.00 |
|  Grade 1 - Springlatch | S4 | 2 3/4" spring latch privacy - square corner | 8Q00177 | NC | 13.00 |
| | | 2 3/4" spring latch passage - square corner | 8Q00182 | NC | 13.00 |
| | R4 | 2 3/4" spring latch privacy - radius corner | 8Q00176 | NC | 13.00 |
| | | 2 3/4" spring latch passage - radius corner | 8Q00181 | NC | 13.00 |
| | S8 | 2 3/8" spring latch privacy - square corner | 8Q00179 | NC | 13.00 |
| | | 2 3/8" spring latch passage - square corner | 8Q00184 | NC | 13.00 |
| | R8 | 2 3/8" spring latch privacy - radius corner | 8Q00178 | NC | 13.00 |
| | | 2 3/8" spring latch passage - radius corner | 8Q00183 | NC | 13.00 |
| | S5 | 5" spring latch privacy - square corner | 8Q00180 | Add 22.00 | 34.00 |
| | | 5" spring latch passage - square corner | 8Q00185 | Add 22.00 | 34.00 |
| 1 -1/8" X 2 -1/4" FACE PLATE, 1" HOUSING DIAMETER, GRADE 1, 3/4" THROW, 3 HR UL | | | | | |
|  | FS4 | 2 3/4" dead latch - square corner, 3/4" throw | 8Q00438 | Add 99.00 | 111.00 |
| | FR4 | 2 3/4" dead latch - radius corner, 3/4" throw | 8Q00437 | Add 99.00 | 111.00 |
| NO LATCH | | | | | |
| NOL | No Latch | | | Deduct 11.70 | |

STANLEY Commercial Hardware

QCL100 Series | Grade 1 | Heavy Duty Cylindrical Locks

STRIKE OPTIONS (SPECIFY FINISH)

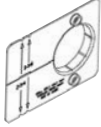








| Order # With Lock | | Description | Service Part # | Price With Lock | Service Part List Price |
|-----------------------------------------------------------------------------------|-------|--------------------------------------------------------------------------------|----------------|--------------------|----------------------------|
|  | 118 F | 1 1/8" x 2 3/4" T-Strike (Does not include screws. Screwpack 8Q00058) | 8Q00165 | NC | 4.80 |
|  | 478S | 4 7/8" x 1 1/4" ANSI Strike (Does not include screws. Screwpack 8Q00058) | 8Q00166 | NC | 7.60 |

| Less Cylinder | | List Price |
|---------------|--------------------|--------------|
| LC | Less Cylinder | Deduct 21.00 |
| | Less SFIC Cylinder | Deduct 44.00 |

STANLEY Commercial Hardware

QCL100 Series | Grade 1 | Heavy Duty Cylindrical Locks

OTHER PARTS & SCREW PACKS

| | Description | Service Part # | Service Part List Price |
|-----------------------------------------------------------------------------------------------------------------------------------------------|------------------------------------------------------------------------------------------------------------------|----------------|-------------------------|
|  | Installation Jig for Cylindrical Levers | 8Q00075 | 12.00 |
|  | Tailpiece QCL150/QCL170 - Entry/Storeroom | 8Q00069 | 2.50 |
|  | Tailpiece QCL160 - Classroom (all keyways except KW) | 8Q00070 | 2.50 |
|  | Tailpiece QCL160 - Classroom (KW keyway only) | 8Q00071 | 2.50 |
|  | Cylinder Plug Holder QCL100 Series | 8Q00065 | 1.80 |
|  | Screw Pack for QCL100 Series Dummy (Specify finish) | 8Q00056 | 1.80 |
|  | Screw Pack for QCL100 Series (Specify finish) | 8Q00057 | 2.50 |
|  | Screw Pack for T-Strike (Specify finish) | 8Q00058 | 1.90 |
|  | Trim Ring for Cylindrical Locks (Shims Lock off door approximately 1/8") (Available in 605, 613, 619, 626) | 8Q00221 | 23.00 |

STANLEY Commercial Hardware

QCL200 Series | Grade 2 | Standard Duty Cylindrical Locks

| | |
|----|-------------------|
| 20 | Single Dummy |
| 30 | Passage |
| 35 | Communicating |
| 40 | Privacy |
| 50 | Entry/Office |
| 51 | Entry/Office SFIC |
| 54 | Corridor |
| 55 | Corridor SFIC |
| 60 | Classroom |
| 61 | Classroom SFIC |
| 70 | Storeroom |
| 71 | Storeroom SFIC |

| | |
|-----|-------------------|
| 605 | Bright Brass |
| 613 | Oil Rubbed Bronze |
| 619 | Satin Nickel |
| 625 | Bright Chrome |
| 626 | Satin Chrome |

| | |
|----|---------------|
| BF | BEST "F" SFIC |
| KW | Kwikset "KW" |
| WE | Weiser "E" |
| SC | Schlage "C" |
| GA | Yale "GA" |
| LA | Sargent "LA" |
| LC | Less Cylinder |

| Base Part Number | | | | | | | | | Additional Options | |
|------------------|-----------|----------|------------|-----------|-------------|-----------|-----------|-----------|---------------------|------------|
| Series | Function | Design | Finish | Latch | Strike | Keyway | # of Pins | Keying | Hurricane Compliant | 2nd Finish |
| QCL2 | 71 | E | 626 | S4 | 478S | BF | 6 | KA | H | 625 |

| | |
|---|--------|
| E | Sierra |
| M | Summit |
| A | Slate |

| | |
|------|------------------------------------|
| 478S | ANSI 4 7/8" x 1 1/4" Strike |
| 118F | ANSI 1 1/8" x 2 3/4" Strike |
| FLS | Full Lip Square Corner Strike |
| FLR | Full Lip 1/4" Radius Corner Strike |
| NOS | No Strike |

| | |
|-----|-------------------|
| 613 | Oil Rubbed Bronze |
| 625 | Bright Chrome |

| QCL2 LATCH TABLE | |
|------------------|-----------------------------|
| FR4 | Radius 2-3/4 with 3/4 throw |
| FS4 | Square 2-3/4 with 3/4 throw |
| NOL | No Latch |
| NR4 | Narrow Radius 2-3/4 |
| NR8 | Narrow Radius 2-3/8 |
| NS4 | Narrow Square 2-3/4 |
| NS8 | Narrow Square 2-3/8 |
| R4 | Radius 2-3/4 |
| R8 | Radius 2-3/8 |
| S3 | Square 3-3/4 |
| S4 | Square 2-3/4 |
| S5 | Square 5 |
| S8 | Square 2-3/8 |

| | |
|----|----------------------------|
| KD | Keyed Different |
| KA | Keyed Alike |
| SK | Special Keying |
| | -Construction Keyed |
| | -Construction Master Keyed |
| | -Maison Keyed |
| | -Master Keyed |
| | -Grand Master Keyed |
| | -Great Grand Master Keyed |
| ZB | Zero Bitted |

Example

If you ordered: QCL271 E626 S4 478S BF6 KA H 625


You would get: Grade 2 Hurricane Compliant
Cylindrical Storeroom Lock, Sierra Lever, Satin
Chrome x Bright Chrome, 2 3/8" Deadlatch Square,
ANSI 4 7/8" x 1 1/4" Strike, BEST "F" SFIC Keyway, Keyed Alike.

STANLEY Commercial Hardware

QCL200 Series | Grade 2 | Standard Duty Cylindrical Locks

Sierra (E)

Available in: 605, 613, 619, 625, 626
Privacy Split Available in: 626x625, 626x613*




Summit (M)

Available in: 605, 613, 619, 625, 626
Privacy Split Available in: 626x625, 626x613*



Slate (A)

Available in: 605, 613, 619, 625, 626
Privacy Split Available in: 626x625, 626x613*



| Model / Series | Functions | Style | Case Qty | List Price | |
|----------------|----------------------|-----------|----------|------------|--------------------|
| | | | | 626 | 605, 613, 619, 625 |
| QCL220 | Half Dummy | E / M / A | 12 | 66.00 | 71.00 |
| QCL230 | Passage | E / M / A | 6 | 134.00 | 144.00 |
| QCL235 | Communicating | E / M / A | 6 | 143.00 | 153.00 |
| QCL240* | Privacy | E / M / A | 6 | 143.00 | 153.00 |
| QCL250 | Entrance/Office | E / M / A | 6 | 169.00 | 179.00 |
| QCL251 | Entrance/Office SFIC | E / M / A | 6 | 213.00 | 223.00 |
| QCL254 | Corridor | E / M / A | 6 | 169.00 | 179.00 |
| QCL255 | Corridor SFIC | E / M / A | 6 | 213.00 | 223.00 |
| QCL260 | Classroom | E / M / A | 6 | 169.00 | 179.00 |
| QCL261 | Classroom SFIC | E / M / A | 6 | 213.00 | 223.00 |
| QCL270 | Storeroom | E / M / A | 6 | 169.00 | 179.00 |
| QCL271 | Storeroom SFIC | E / M / A | 6 | 213.00 | 223.00 |

| Less Cylinder | | List Price |
|---------------|--------------------|--------------|
| LC | Less Cylinder | Deduct 21.00 |
| | Less SFIC Cylinder | Deduct 44.00 |

| Options | | Add |
|---------|---------------------|------|
| H | Hurricane Compliant | 5.00 |


NOTES:

* Privacy split finishes are priced at the highest finish price.

STANLEY Commercial Hardware

QCL200 Series | Grade 2 | Standard Duty Cylindrical Locks





LATCH OPTIONS (SPECIFY FINISH)

| Order # With Lock | | Description | Service Part # | Price With Lock | Service Part List Price | |
|--------------------------------------------------------------------------------------------------------------|-----------------------------------------|------------------------------------------------------------------------|-----------------------------------------|-----------------|-------------------------|-------|
| 1 1/8" X 2 1/4" FACE PLATE, 7/8" HOUSING DIAMETER, GRADE 2, UL (WIDE FACE) | | | | | | |
|  Grade 2 - Deadlatch | S4 | 2 3/4" dead latch - square corner | 8Q00187 | NC | 8.60 | |
| | | 2 3/4" dead latch - square corner - corridor function | 8Q00578 | NC | 8.60 | |
| | R4 | 2 3/4" dead latch - radius corner | 8Q00186 | NC | 8.60 | |
| | | 2 3/4" dead latch - radius corner- corridor function | 8Q00577 | NC | 8.60 | |
| | S8 | 2 3/8" dead latch - square corner | 8Q00189 | NC | 8.60 | |
| | | 2 3/8" dead latch - square corner - corridor function | 8Q00580 | NC | 8.60 | |
| | R8 | 2 3/8" dead latch - radius corner | 8Q00188 | NC | 8.60 | |
| | | 2 3/8" dead latch - radius corner - corridor function | 8Q00579 | NC | 8.60 | |
| | S3 | 3 3/4" dead latch - square corner | 8Q00190 | Add 16.00 | 24.00 | |
| | S5 | 5" dead latch - square corner | 8Q00191 | Add 18.00 | 30.00 | |
|  Grade 2 - Springlatch | S4 | 2 3/4" spring latch privacy - square corner | 8Q00193 | NC | 9.50 | |
| | | 2 3/4" spring latch passage - square corner | 8Q00199 | NC | 8.60 | |
| | R4 | 2 3/4" spring latch privacy - radius corner | 8Q00192 | NC | 8.60 | |
| | | 2 3/4" spring latch passage - radius corner | 8Q00198 | NC | 8.60 | |
| | S8 | 2 3/8" spring latch privacy - square corner | 8Q00195 | NC | 8.60 | |
| | | 2 3/8" spring latch passage - square corner | 8Q00201 | NC | 8.60 | |
| | R8 | 2 3/8" spring latch privacy - radius corner | 8Q00194 | NC | 8.60 | |
| | | 2 3/8" spring latch passage - radius corner | 8Q00200 | NC | 8.60 | |
| | S3 | 3 3/4" spring latch privacy - square corner | 8Q00196 | Add 16.00 | 24.00 | |
| | | 3 3/4" spring latch passage - square corner | 8Q00202 | Add 16.00 | 24.00 | |
| | | S5 | 5" spring latch privacy - square corner | 8Q00197 | Add 18.00 | 30.00 |
| | 5" spring latch passage - square corner | | 8Q00203 | Add 18.00 | 30.00 | |
| 1" X 2 1/4" FACE PLATE, 7/8" HOUSING DIAMETER, GRADE 2, UL (NARROW FACE) | | | | | | |
|  Grade 2 - Deadlatch | NS4 | 2 3/4" dead latch - square corner | 8Q00231 | NC | 8.60 | |
| | NR4 | 2 3/4" dead latch - radius corner | 8Q00230 | NC | 8.60 | |
| | NS8 | 2 3/8" dead latch - square corner | 8Q00233 | NC | 8.60 | |
| | NR8 | 2 3/8" dead latch - radius corner | 8Q00232 | NC | 8.60 | |
|  Grade 2 - Springlatch | NS4 | 2 3/4" spring latch privacy - square corner | 8Q00227 | NC | 8.60 | |
| | | 2 3/4" spring latch passage - square corner | 8Q00223 | NC | 8.60 | |
| | NR4 | 2 3/4" spring latch privacy - radius corner | 8Q00226 | NC | 8.60 | |
| | | 2 3/4" spring latch passage - radius corner | 8Q00222 | NC | 8.60 | |
| | NS8 | 2 3/8" spring latch privacy - square corner | 8Q00229 | NC | 8.60 | |
| | | 2 3/8" spring latch passage - square corner | 8Q00225 | NC | 8.60 | |
| | NR8 | 2 3/8" spring latch privacy - radius corner | 8Q00228 | NC | 8.60 | |
| | | 2 3/8" spring latch passage - radius corner | 8Q00224 | NC | 8.60 | |
| 1 1/8" X 2 1/4" FACE PLATE, 1" HOUSING DIAMETER, GRADE 1, 3/4" THROW, 3 HR UL | | | | | | |
|  | FS4 | 2 3/4" dead latch, square corner, 3/4" throw | 8Q00438 | Add 99.00 | 111.00 | |
| | FR4 | 2 3/4" dead latch, radius corner, 3/4" throw | 8Q00437 | Add 99.00 | 111.00 | |
| WIDE FACE LATCH FILLER | | | | | | |
|  | | Wide face latch adaptor plate (converts 1" latch face plate to 1 1/8") | 8Q00217 | | 1.40 | |
| NO LATCH | | | | | | |
| NOL | | No Latch | | Deduct 7.80 | | |

STANLEY Commercial Hardware

QCL200 Series | Grade 2 | Standard Duty Cylindrical Locks

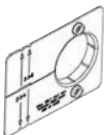

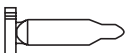

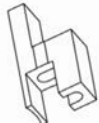





STRIKE OPTIONS (SPECIFY FINISH)

| Order # With Lock | | Description | Service Part # | Price With Lock | Service Part List Price |
|-------------------------------------------------------------------------------------|-----------|--------------------------------------------------------------------------------|-------------------|--------------------|----------------------------|
|  | 118 F | 2 3/4" x 1 1/8" T-Strike (Does not include screws. Screwpack 8Q00058) | 8Q00165 | NC | 4.80 |
|  | 478S | 4 7/8" x 1 1/4" ANSI Strike (Does not include screws. Screwpack 8Q00058) | 8Q00166 | NC | 7.60 |
|  | FLR | 2 1/4" Full Lip Round Corner Strike UL | 8Q00241 | NC | 4.50 |
|  | FLS | 2 1/4" Full Lip Square Corner Strike UL | 8Q00240 | NC | 4.50 |
| NO STRIKE | | | | | |
| NOS | No Strike | | | Deduct 4.10 | |

STANLEY Commercial Hardware

QCL200 Series | Grade 2 | Standard Duty Cylindrical Locks

OTHER PARTS & SCREW PACKS

| | Description | Service Part # | Service Part List Price |
|-----------------------------------------------------------------------------------------------------------------------------------------------|---------------------------------------------------------------------------------------------------------------|----------------|-------------------------|
|  | Installation Jig for Cylindrical Levers | 8Q00075 | 12.00 |
|  | Tailpiece QCL250/QCL270 - Entry/Storeroom | 8Q00072 | 2.50 |
|  | Tailpiece QCL260 - Classroom | 8Q00074 | 2.50 |
|  | SFIC Tailpiece for QCL200 Series | 8Q00302 | 2.40 |
|  | Cylinder Plug Holder QCL200 Series | 8Q00066 | 1.80 |
|  | Screw Pack & Tailpiece SFIC for QCL200 Series (Specify finish) | 8Q00064 | 3.70 |
|  | Screw Pack for QCL200 Series Dummy (Specify finish) | 8Q00059 | 1.90 |
|  | Screw Pack for QCL200 Series (Specify finish) | 8Q00061 | 2.50 |
|  | Screw Pack for T-Strike (Specify finish) | 8Q00058 | 1.90 |
|  | Trim Ring for Cylindrical Locks (Shims Lock off door approximately 1/8") (Available in 605, 613, 619, 626) | 8Q00221 | 23.00 |

STANLEY Commercial Hardware

QCI200 Series | Grade 2 | Standard Duty Interconnected Locks

| | |
|----|-------------------------------------|
| 30 | Single-Locking (Passage Lever) |
| 31 | Single-Locking SFIC (Passage Lever) |
| 50 | Double-Locking (Entry Lever) |
| 51 | Double-Locking SFIC (Entry Lever) |
| 85 | Indicator (Passage Lever) |

| | |
|-----|-------------------|
| 605 | Bright Brass |
| 613 | Oil Rubbed Bronze |
| 619 | Satin Nickel |
| 626 | Satin Chrome |

| | |
|-----|---------------|
| BF | BEST "F" SFIC |
| SMT | Re-Key* |
| KW | Kwikset "KW" |
| WE | Weiser "E" |
| SC | Schlage "C" |
| GA | Yale "GA" |
| LA | Sargent "LA" |
| LC | Less Cylinder |

| Base Part Number | | | | | | | | |
|------------------|----------|--------|--------|-------|--------|--------|-----------|--------|
| Series | Function | Design | Finish | Latch | Strike | Keyway | # Of Pins | Keying |
| QCI2 | 31 | E | 626 | NR4 | 118F | BF | 6 | KD |

| | |
|---|--------|
| E | Sierra |
| M | Summit |
| A | Slate |

| Order w/Lock | Lever & Deadbolt Latch |
|--------------|------------------------|
| NR4 | Narrow Radius 2-3/4 |
| NS4 | Narrow Square 2-3/4 |
| NS8 | Narrow Square 2-3/8 |
| R4 | Radius 2-3/4 |
| S4 | Square 2-3/4 |
| S8 | Square 2-3/8 |

| Order w/Lock | Lever Latch | Deadbolt Latch |
|--------------|---------------------|---------------------|
| NR8 | Narrow Radius 2-3/8 | Narrow Radius 2-3/4 |
| R8 | Radius 2-3/8 | Radius 2-3/4 |

| Order w/Lock | Lever Strike | Deadbolt Strike |
|--------------|--------------|-----------------|
| 118F | 118F | DBS |
| 478S | 478S | DBS |
| FLS | FLS | DBS |
| FLR | FLR | DBS |
| FLS2 | FLS | FLS |
| FLR2 | FLR | FLR |
| NOS | No Strikes | |

| | |
|----|----------------------------|
| KD | Keyed Different |
| KA | Keyed Alike |
| SK | Special Keying |
| | -Construction Keyed |
| | -Construction Master Keyed |
| | -Maison Keyed |
| | -Master Keyed |
| | -Grand Master Keyed |
| | -Great Grand Master Keyed |
| ZB | Zero Bitted |

NOTES:

* Re-key available on QCI230 function only

Example

If you ordered: QCI231 E626 NR4 118F BF6 KD

You would get: Grade 2 Interconnect Single SFIC Lock, Sierra Lever, Satin Chrome, 2 $\frac{3}{4}$ " Narrow Radius Latches, "T" Strike with Standard Deadbolt Strike, BEST "F" SFIC Keyway, Keyed Different.

STANLEY Commercial Hardware

QCI200 Series | Grade 2 | Standard Duty Interconnected Locks

Sierra (E)

Available in: 605, 613, 619, 626



Summit (M)

Available in: 605, 613, 619, 626



Slate (A)

Available in: 605, 613, 619, 626



| Model/Series | Functions | Style | Case Qty | List Price | |
|--------------|-------------------------------------|-----------|----------|------------|---------------|
| | | | | 626 | 605, 613, 619 |
| QCI230 | Single Locking (Passage Lever) | E / M / A | 6 | 308.00 | 320.00 |
| QCI231 | Single Locking SFIC (Passage Lever) | E / M / A | 6 | 334.00 | 347.00 |
| QCI250 | Double Locking (Entry Lever) | E / M / A | 6 | 342.00 | 354.00 |
| QCI251 | Double Locking SFIC | E / M / A | 6 | 436.00 | 450.00 |
| QCI285 | Indicator | E / M / A | 6 | 345.00 | 360.00 |

| Less Cylinder | | List Price |
|---------------|--------------------|--------------|
| LC | Less Cylinder | Deduct 21.00 |
| | Less SFIC Cylinder | Deduct 44.00 |

| Order w/ Lock | Description | w/ Lock |
|---------------|---------------------------------|-----------|
| FT | QCI200 Exterior Escutcheon Trim | Add 24.00 |

NOTES:

Re-Key Available on QCI230 Functions only.

Consult factory for lead times on 605 finish.





STANLEY Commercial Hardware

QCI200 Series | Grade 2 | Standard Duty Interconnected Locks

LATCH COMBINATIONS (SPECIFY FINISH)

| Order # With Lock | | Lever Latch | Deadbolt Latch | Price With Lock |
|-------------------|-----|-------------------------------------------------|-----------------------------------------------|-----------------|
| QCI230/231 | S4 | 2 3/4" spring latch, square corner, 1 1/8" Face | 2 3/4" bolt latch, square corner, 1 1/8" Face | NC |
| | R4 | 2 3/4" spring latch, radius corner, 1 1/8" Face | 2 3/4" bolt latch, radius corner, 1 1/8" Face | NC |
| | S8 | 2 3/8" spring latch, square corner, 1 1/8" Face | 2 3/8" bolt latch, square corner, 1 1/8" Face | NC |
| | R8 | 2 3/8" spring latch, radius corner, 1 1/8" Face | 2 3/8" bolt latch, radius corner, 1 1/8" Face | NC |
| | NS4 | 2 3/4" spring latch, square corner, 1" Face | 2 3/4" bolt latch, square corner, 1" Face | NC |
| | NR4 | 2 3/4" spring latch, radius corner, 1" Face | 2 3/4" bolt latch, radius corner, 1" Face | NC |
| | NS8 | 2 3/8" spring latch, square corner, 1" Face | 2 3/8" bolt latch, square corner, 1" Face | NC |
| | NR8 | 2 3/8" spring latch, radius corner, 1" Face | 2 3/8" bolt latch, radius corner, 1" Face | NC |
| QCI250/251 | S4 | 2 3/4" dead latch, square corner, 1 1/8" Face | 2 3/4" bolt latch, square corner, 1 1/8" Face | NC |
| | R4 | 2 3/4" dead latch, radius corner, 1 1/8" Face | 2 3/4" bolt latch, radius corner, 1 1/8" Face | NC |
| | S8 | 2 3/8" dead latch, square corner, 1 1/8" Face | 2 3/8" bolt latch, square corner, 1 1/8" Face | NC |
| | R8 | 2 3/8" dead latch, radius corner, 1 1/8" Face | 2 3/8" bolt latch, radius corner, 1 1/8" Face | NC |
| | NS4 | 2 3/4" dead latch, square corner, 1" Face | 2 3/4" bolt latch, square corner, 1" Face | NC |
| | NR4 | 2 3/4" dead latch, radius corner, 1" Face | 2 3/4" bolt latch, radius corner, 1" Face | NC |
| | NS8 | 2 3/8" dead latch, square corner, 1" Face | 2 3/8" bolt latch, square corner, 1" Face | NC |
| | NR8 | 2 3/8" dead latch, radius corner, 1" Face | 2 3/8" bolt latch, radius corner, 1" Face | NC |
| NO LATCH | | | | |
| NOL | | No Latch (Lever & Deadbolt) | | Deduct 23.00 |



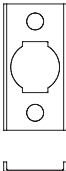
LATCH OPTIONS (SPECIFY FINISH)

| Order as parts only | Description | | Service Part # | Service Part List Price |
|-------------------------------------------------------------------------------------|------------------------------------------------------------------------------------------|---------------------------------------------|----------------|-------------------------|
|  | 1 - 1/8" X 2 - 1/4" FACE PLATE, 7/8" HOUSING DIAMETER, GRADE 2, UL (WIDE FACE) | | | |
| | S4 | 2 3/4" spring latch passage - square corner | 8Q00199 | 8.60 |
| | R4 | 2 3/4" spring latch passage - radius corner | 8Q00198 | 8.60 |
| | S8 | 2 3/8" spring latch passage - square corner | 8Q00201 | 8.60 |
| | R8 | 2 3/8" spring latch passage - radius corner | 8Q00200 | 8.60 |
|  | S4 | 2 3/4" dead latch - square corner | 8Q00187 | 8.60 |
| | R4 | 2 3/4" dead latch - radius corner | 8Q00186 | 8.60 |
| | S8 | 2 3/8" dead latch - square corner | 8Q00189 | 8.60 |
| | R8 | 2 3/8" dead latch - radius corner | 8Q00188 | 8.60 |
|  | 1" X 2 - 1/4" NARROW FACE PLATE, 7/8" HOUSING DIAMETER, GRADE 2, UL (NARROW FACE) | | | |
| | NS4 | 2 3/4" spring latch passage - square corner | 8Q00223 | 8.60 |
| | NR4 | 2 3/4" spring latch passage - radius corner | 8Q00222 | 8.60 |
| | NS8 | 2 3/8" spring latch passage - square corner | 8Q00225 | 8.60 |
| | NR8 | 2 3/8" spring latch passage - radius corner | 8Q00224 | 8.60 |
|  | NS4 | 2 3/4" dead latch - square corner | 8Q00231 | 8.60 |
| | NR4 | 2 3/4" dead latch - radius corner | 8Q00230 | 8.60 |
| | NS8 | 2 3/8" dead latch - square corner | 8Q00233 | 8.60 |
| | NR8 | 2 3/8" dead latch - radius corner | 8Q00232 | 8.60 |

STANLEY Commercial Hardware

QCI200 Series | Grade 2 | Standard Duty Interconnected Locks

DEADBOLT OPTIONS (SPECIFY FINISH)

| Order as parts only | | Description | Service Part # | Service Part List Price |
|--------------------------------------------------------------------------------------------------------------|-------------------------------------------------------------------------|---------------------------------------------------------------------------|----------------|-------------------------|
|  <p>Grade 2 - Boltlatch</p> | DEADBOLT: 1 -1/8" X 2 -1/4" FACE PLATE, DEADBOLT, UL (WIDE FACE) | | | |
| | S4 | 2 3/4" deadbolt - square corner | 8Q00321 | 16.00 |
| | R4 | 2 3/4" deadbolt - radius corner | 8Q00320 | 16.00 |
| | S8 | 2 3/8" deadbolt - square corner | 8Q00319 | 16.00 |
| | R8 | 2 3/8" deadbolt - radius corner | 8Q00318 | 16.00 |
|  <p>Grade 2 - Boltlatch</p> | DEADBOLT: 1" X 2 -1/4" FACE PLATE, DEADBOLT, UL (NARROW FACE) | | | |
| | NS4 | 2 3/4" deadbolt - square corner | 8Q00442 | 16.00 |
| | NR4 | 2 3/4" deadbolt - radius corner | 8Q00441 | 16.00 |
| | NS8 | 2 3/8" deadbolt - square corner | 8Q00440 | 16.00 |
| | NR8 | 2 3/8" deadbolt - radius corner | 8Q00439 | 16.00 |
|  | WIDE FACE LATCH FILLER | | | |
| | | Wide face latch adaptor plate (converts 1" latch face plate to 1 1/8") | 8Q00217 | 1.40 |

STANLEY Commercial Hardware

QCI200 Series | Grade 2 | Standard Duty Interconnected Locks

STRIKE COMBINATIONS (SPECIFY FINISH)

| Order # With Lock | Lever Latch | Deadbolt Latch | Service Part List Price |
|----------------------|-------------------------------|-------------------------------|----------------------------|
| 118F | 2 3/4" x 1 1/8" T-Strike | Standard Deadbolt Strike | NC |
| 478S | ANSI 4 7/8" x 1 1/4" Strike | Standard Deadbolt Strike | Add 2.80 |
| FLS | Full Lip Square Corner Strike | Standard Deadbolt Strike | NC |
| FLR | Full Lip Radius Corner Strike | Standard Deadbolt Strike | NC |
| FLS2 | Full Lip Square Corner Strike | Full Lip Square Corner Strike | NC |
| FLR2 | Full Lip Radius Corner Strike | Full Lip Radius Corner Strike | NC |
| NO STRIKE | | | |
| NOS | No Strike | | Deduct 8.20 |



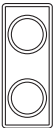







| Order as parts only | | Description | Service Part # | Service Part List Price |
|-------------------------------------------------------------------------------------|-------|-----------------------------------------------|-------------------|----------------------------|
| LEVER | | | | |
|  | 118 F | 2 3/4" x 1 1/8" T-Strike | 8Q00165 | 4.80 |
|  | 478S | ANSI 4 7/8" x 1 1/4" Strike | 8Q00166 | 7.60 |
|  | FLS | Full Lip Square Corner Strike | 8Q00240 | 4.50 |
|  | FLR | Full Lip Radius Corner Strike | 8Q00241 | 4.50 |
| DEADBOLT | | | | |
|  | DBS | 2 3/4" x 1 1/8" Deadbolt Strike - Square | 8Q00164 | 4.60 |
|  | DBR | 2 3/4" x 1 1/8" Deadbolt Strike - Radius | 8Q00530 | 4.60 |
|  | 478DS | ANSI 4 7/8" x 1 1/4" Deadbolt Strike | 8Q00244 | 7.60 |
|  | FLS | 2 1/4" Full Lip Square Corner Deadbolt Strike | 8Q00317 | 4.60 |
|  | FLR | 2 1/4" Full Lip Radius Corner Deadbolt Strike | 8Q00316 | 4.60 |

| Less Cylinder | | | List Price |
|---------------|--------------------|--|--------------|
| LC | Less Cylinder | | Deduct 21.00 |
| | Less SFIC Cylinder | | Deduct 44.00 |

STANLEY Commercial Hardware

QCI200 Series | Grade 2 | Standard Duty Interconnected Locks

OTHER PARTS & SCREW PACKS

| | Description | Service Part # | Service Part List Price |
|------------------------------------------------------------------------------------|------------------------------------------------------------------------------|----------------|-------------------------|
|  | QCI200 Series deadbolt tailpiece | 8Q00083 | 2.50 |
|  | Tailpiece QCI200 Series | 8Q00072 | 2.50 |
|  | QCI200 Series outside escutcheon trim - 4' center to center (Specify finish) | 8Q00303 | 23.00 |
|  | QCI200 Series Screw Pack | 8Q00304 | 2.50 |
|  | QCI251 Screw Pack | 8Q00305 | 2.50 |
|  | QCI231 Screw Pack | 8Q00306 | 2.50 |
|  | QCI200 Series Door Thickness Adjustment Gauge | 8Q00307 | 1.90 |
|  | QCI200 Series IC Core Tailpiece | 8Q00308 | 2.50 |
|  | Indicator Emergency Key | 8Q00531 | 2.30 |
|  | Re-Key Learn Tool | 8Q00555 | 4.60 |

STANLEY Commercial Hardware

QTL200 Series | Grade 2 | Standard Duty Tubular Locks

| | |
|----|-------------------|
| 20 | Single Dummy |
| 30 | Passage |
| 40 | Privacy |
| 50 | Entry/Office |
| 51 | Entry/Office SFIC |
| 60 | Classroom |
| 61 | Classroom SFIC |
| 70 | Storeroom |
| 71 | Storeroom SFIC |

| | |
|-----|-------------------|
| 605 | Bright Brass |
| 613 | Oil Rubbed Bronze |
| 619 | Satin Nickel |
| 625 | Bright Chrome |
| 626 | Satin Chrome |

| | |
|----|---------------|
| BF | BEST "F" SFIC |
| KW | Kwikset "KW" |
| WE | Weiser "E" |
| SC | Schlage "C" |
| GA | Yale "GA" |
| LA | Sargent "LA" |
| LC | Less Cylinder |

| Base Part Number | | | | | | | | |
|------------------|-----------|----------|------------|-----------|------------|-----------|-----------|-----------|
| Series | Function | Design | Finish | Latch | Strike | Keyway | # of Pins | Keying |
| QTL2 | 71 | E | 626 | SA | FLR | BF | 6 | KA |

| Additional Options | |
|---------------------|------------|
| Hurricane Compliant | 2nd Finish |
| H | 625 |

| | |
|---|--------|
| E | Sierra |
| M | Summit |
| A | Slate |

| | |
|------|------------------------------------|
| 478S | ANSI 4 7/8" x 1 1/4" Strike |
| 118F | ANSI 1 1/8" x 2 3/4" Strike |
| FLS | Full Lip Square Corner Strike |
| FLR | Full Lip 1/4" Radius Corner Strike |
| NOS | No Strike |

| | |
|-----|---------------|
| 625 | Bright Chrome |
|-----|---------------|

| QTL2 LATCH TABLE (New) | |
|------------------------|-------------------|
| RA | Adjustable Radius |
| SA | Adjustable Square |
| NOL | No Latch |

| | |
|----|----------------------------|
| KD | Keyed Different |
| KA | Keyed Alike |
| SK | Special Keying |
| | -Construction Keyed |
| | -Construction Master Keyed |
| | -Maison Keyed |
| | -Master Keyed |
| | -Grand Master Keyed |
| | -Great Grand Master Keyed |
| ZB | Zero Bitted |

Example

If you ordered: QTL271 E 626 SA FLR BF 6 KA H 625

You would get: Grade 2 Hurricane Compliant Tubular Storeroom SFIC Lock, Sierra Lever, Satin Chrome x Bright Chrome, Adjustable Square Latch, Full Lip 1/4" Radius Corner Strike, Standard "F" Keyway, Keyed Alike.

STANLEY Commercial Hardware

QTL200 Series | Grade 2 | Standard Duty Tubular Locks

Sierra (E)

Available in: 605, 613, 619, 625, 626

Privacy Split Available in: 626x625*

Summit (M)

Available in: 605, 613, 619, 625, 626

Privacy Split Available in: 626x625*

Slate (A)

Available in: 605, 613, 619, 625, 626

Privacy Split Available in: 626x625*



| Model/Series | Functions | Style | Case Qty | List Price | |
|--------------|-------------------|-----------|----------|------------|--------------------|
| | | | | 626 | 605, 613, 619, 625 |
| QTL220 | Half Dummy | E / M / A | 12 | 52.00 | 59.00 |
| QTL230 | Passage | E / M / A | 10 | 104.00 | 118.00 |
| QTL240* | Privacy | E / M / A | 10 | 112.00 | 125.00 |
| QTL250 | Entry/Office | E / M / A | 10 | 126.00 | 139.00 |
| QTL251 | Entry/Office SFIC | E / M / A | 10 | 174.00 | 188.00 |
| QTL260 | Classroom | E / M / A | 10 | 126.00 | 139.00 |
| QTL261 | Classroom SFIC | E / M / A | 10 | 174.00 | 188.00 |
| QTL270 | Storeroom | E / M / A | 10 | 126.00 | 139.00 |
| QTL271 | Storeroom SFIC | E / M / A | 10 | 174.00 | 188.00 |

| Less Cylinder | | List Price |
|---------------|--------------------|--------------|
| LC | Less Cylinder | Deduct 21.00 |
| | Less SFIC Cylinder | Deduct 44.00 |

| Options | | Add |
|---------|---------------------|------|
| H | Hurricane Compliant | 5.00 |

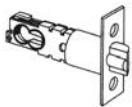
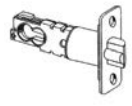
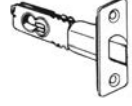
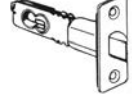
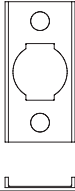
NOTES:

* Privacy split finishes are priced at the highest finish price.

STANLEY Commercial Hardware

QTL200 Series | Grade 2 | Standard Duty Tubular Locks





LATCH OPTIONS (SPECIFY FINISH)

| Order # With Lock | Description | | Service Part # | Price With Lock | Service Part List Price |
|-------------------------------------------------------------------------------------|-------------|---------------------------------------------------------------------------|----------------|--------------------|----------------------------|
| 1" X 2 -1/4" FACE PLATE, GRADE 2 TUBULAR, UL (NARROW FACE) | | | | | |
|  | SA | Adjustable tubular dead latch, 1" square corner face plate G2 UL | 8Q00162 | NC | 9.90 |
|  | RA | Adjustable tubular dead latch, 1" radius corner face plate G2 UL | 8Q00204 | NC | 9.90 |
|  | SA | Adjustable tubular spring latch, 1" square corner face plate G2 UL | 8Q00163 | NC | 9.90 |
|  | RA | Adjustable tubular spring latch, 1" radius corner face plate G2 UL | 8Q00205 | NC | 9.90 |
| WIDE FACE LATCH FILLER | | | | | |
|  | | Wide face latch adaptor plate (converts 1" latch face plate to 1 1/8") | 8Q00217 | N/A | 1.40 |
| NO LATCH | | | | | |
| NOL | No Latch | | | Deduct 9.00 | |

STANLEY Commercial Hardware

QTL200 Series | Grade 2 | Standard Duty Tubular Locks







STRIKE OPTIONS (SPECIFY FINISH)

| Order # With Lock | | Description | Service Part # | Price With Lock | Service Part List Price |
|-------------------------------------------------------------------------------------|-------|--------------------------------------------------------------------------------|-------------------|--------------------|----------------------------|
|  | 118 F | 2 3/4" x 1 1/8" T-Strike (Does not include screws. Screwpack 8Q00058) | 8Q00165 | NC | 4.80 |
|  | 478S | 4 7/8" x 1 1/4" ANSI Strike (Does not include screws. Screwpack 8Q00058) | 8Q00166 | NC | 7.60 |
|  | FLR | 2 1/4" Full Lip Round Corner Strike UL | 8Q00241 | NC | 4.50 |
|  | FLS | 2 1/4" Full Lip Square Corner Strike UL | 8Q00240 | NC | 4.50 |
| NO STRIKE | | | | | |
| NOS | | No Strike | | Deduct 4.10 | |

STANLEY Commercial Hardware

QTL200 Series | Grade 2 | Standard Duty Tubular Locks

OTHER PARTS & SCREW PACKS

| | Description | Service Part # | Service Part List Price |
|-------------------------------------------------------------------------------------|---------------------------------------------------------------------|----------------|-------------------------|
|  | Tailpiece QTL200 & QRT300 Series | 8Q00073 | 2.50 |
|  | Cylinder Plug Holder QTL200 Series - Summit Style | 8Q00067 | 2.00 |
|  | Cylinder Plug Holder QTL200 Series - Sierra Style | 8Q00068 | 2.00 |
|  | Screw Pack for QTL200 Series (Specify Finish) | 8Q00062 | 2.00 |
|  | Screw Pack for T-Strike (Specify Finish) | 8Q00058 | 1.90 |
|  | Thick Door Pack for QTL200 Series (1 3/4" - 2") (Specify Finish) | 8Q00063 | 2.00 |

STANLEY Commercial Hardware

QDB100 Series | Grade 1 | Heavy Duty Auxiliary Deadbolts

| | |
|----|----------------------|
| 80 | Single Cylinder |
| 81 | Single Cylinder SFIC |
| 82 | Double Cylinder |
| 83 | Double Cylinder SFIC |
| 86 | Classroom |
| 87 | Classroom SFIC |

| | |
|-----|-------------------|
| 605 | Bright Brass |
| 613 | Oil Rubbed Bronze |
| 619 | Satin Nickel |
| 625 | Bright Chrome |
| 626 | Satin Chrome |

| | |
|----|---------------|
| BF | BEST "F" SFIC |
| KW | Kwikset "KW" |
| WE | Weiser "E" |
| SC | Schlage "C" |
| GA | Yale "GA" |
| LA | Sargent "LA" |
| LC | Less Cylinder |

| Base Part Number | | | | | | | | Additional Options |
|------------------|----------|--------|----------|--------|--------|-----------|--------|---------------------|
| Series | Function | Finish | Deadbolt | Strike | Keyway | # of Pins | Keying | Hurricane compliant |
| QDB1 | 81 | 626 | S8 | DBS | BF | 6 | KD | H |

| QDB1 DEADBOLT TABLE (New) | |
|---------------------------|---------------------|
| NOL | No Latch |
| NR4 | Narrow Radius 2-3/4 |
| NR8 | Narrow Radius 2-3/8 |
| NS4 | Narrow Square 2-3/4 |
| NS8 | Narrow Square 2-3/8 |
| R4 | Radius 2-3/4 |
| R8 | Radius 2-3/8 |
| S4 | Square 2-3/4 |
| S8 | Square 2-3/8 |

| | |
|----|----------------------------|
| KD | Keyed Different |
| KA | Keyed Alike |
| SK | Special Keying |
| | -Construction Keyed |
| | -Construction Master Keyed |
| | -Maison Keyed |
| | -Master Keyed |
| | -Grand Master Keyed |
| | -Great Grand Master Keyed |
| ZB | Zero Bitted |

| | |
|------|----------------------------------------|
| 478S | ANSI 4 7/8" x 1 1/4" Strike |
| DBS | Deadbolt Strike 1 1/8" x 2 3/4" Square |
| FLS | Full Lip Square Corner Strike |
| FLR | Full Lip 1/4" Radius Corner Strike |
| NOS | No Strike |

Example

If you ordered: QDB281 626 S8 DBS BF 6 KD H

You would get: Grade 1 Single Cylinder SFIC Auxiliary Deadbolt, Satin Chrome, 2 3/8" Deadbolt Latch Square, Standard Deadbolt Strike, BEST "F" SFIC Keyway, Keyed Different, Hurricane Compliant.

STANLEY Commercial Hardware

QDB100 Series | Grade 1 | Heavy Duty Auxiliary Deadbolts


Single Cylinder

Available in: 605, 613, 619, 625, 626



Double Cylinder

Available in: 605, 613, 619, 625, 626



| Model/Series | Functions | Case Qty | List Price | |
|--------------|----------------------|----------|------------|--------------------|
| | | | 626 | 605, 613, 619, 625 |
| QDB180 | Single Cylinder | 12 | 123.00 | 128.00 |
| QDB181 | Single Cylinder SFIC | 12 | 167.00 | 172.00 |
| QDB182 | Double Cylinder | 12 | 158.00 | 163.00 |
| QDB183 | Double Cylinder SFIC | 12 | 246.00 | 251.00 |
| QDB186 | Classroom | 12 | 129.00 | 134.00 |
| QDB187 | Classroom SFIC | 12 | 173.00 | 178.00 |

| Less Cylinder | | List Price |
|---------------|--------------------|--------------|
| LC | Less Cylinder | Deduct 21.00 |
| | Less SFIC Cylinder | Deduct 44.00 |

| Options | | Add |
|---------|---------------------|------|
| H | Hurricane Compliant | 5.00 |



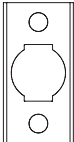
NOTES:

Consult factory for lead times on 605, 625 finishes.

STANLEY Commercial Hardware

QDB100 Series | Grade 1 | Heavy Duty Auxiliary Deadbolts







DEADBOLT OPTIONS (SPECIFY FINISH)

| Order # With Lock | | Description | Service Part # | Price With Lock | Service Part List Price |
|-------------------------------------------------------------------------------------|-----|---------------------------------------------------------------------------|-------------------|--------------------|----------------------------|
| 1 -1/8" X 2 -1/4" FACE PLATE, DEADBOLT, UL (WIDE FACE) | | | | | |
|  | S4 | 2 3/4" deadbolt - square corner | 8Q00170 | NC | 15.00 |
| | R4 | 2 3/4" deadbolt - radius corner | 8Q00169 | NC | 15.00 |
| | S8 | 2 3/8" deadbolt - square corner | 8Q00168 | NC | 15.00 |
| | R8 | 2 3/8" deadbolt - radius corner | 8Q00167 | NC | 15.00 |
| 1" X 2 -1/4" FACE PLATE, DEADBOLT, UL (NARROW FACE) | | | | | |
|  | NS4 | 2 3/4" deadbolt - square corner | 8Q00237 | NC | 15.00 |
| | NR4 | 2 3/4" deadbolt - radius corner | 8Q00236 | NC | 15.00 |
| | NS8 | 2 3/8" deadbolt - square corner | 8Q00235 | NC | 15.00 |
| | NR8 | 2 3/8" deadbolt - radius corner | 8Q00234 | NC | 15.00 |
| WIDE FACE LATCH FILLER | | | | | |
|  | | Wide face latch adaptor plate (converts 1" latch face plate to 1-1/8") | 8Q00217 | | 1.40 |
| NO LATCH | | | | | |
| NOL | | No Latch | | Deduct 14.00 | |

STANLEY Commercial Hardware

QDB100 Series | Grade 1 | Heavy Duty Auxiliary Deadbolts





STRIKE OPTIONS (SPECIFY FINISH)

| Order # With Lock | Description | | Service Part # | Price With Lock | Service Part List Price |
|-------------------------------------------------------------------------------------|-------------|-----------------------------------------------------------------|-------------------|--------------------|----------------------------|
|  | DBS | 23/4" x 11/8" Standard Deadbolt Strike and Reinforcer | 8Q00164 | NC | 4.60 |
|  | DBR | 23/4" x 11/8" Standard Radius Deadbolt Strike and Reinforcer | 8Q00530 | NC | 4.60 |
|  | 478S | 4 7/8" x 1 1/4" ANSI Strike | 8Q00244 | Add 3.20 | 7.60 |
|  | FLR | 2 1/4" Full Lip Round Corner Strike UL | 8Q00316 | NC | 4.60 |
|  | FLS | 2 1/4" Full Lip Square Corner Strike UL | 8Q00317 | NC | 4.60 |
|  | | Plastic Strike Box for QDB100 & QDB200 Series (DBS Strike only) | 8Q00161 | N/A | 2.50 |
| NO STRIKE | | | | | |
| NOS | No Strike | | | Deduct 4.20 | |

STANLEY Commercial Hardware

QDB100 Series | Grade 1 | Heavy Duty Auxiliary Deadbolts

OTHER PARTS & SCREW PACKS

| | Description | Service Part # | Service Part List Price |
|-------------------------------------------------------------------------------------|----------------------------------------------------------------------------------------------------|----------------|-------------------------|
|  | Tailpiece for QDB100 & QDB200 Series Double Cylinder (Qty 2) | 8Q00085 | 2.50 |
|  | Tailpiece and washer for Single Cylinder QDB100 & QDB200 Series | 8Q00083 | 2.50 |
|  | Spacer for Double Cylinder Deadbolt SFIC QDB100 & QDB200 Series (Specify finish) | 8Q00082 | 2.50 |
|  | Thick Door Pack for QDB100 Series Single Cylinder (1 3/4" - 2 1/4") (Specify finish) | 8Q00077 | 2.50 |
|  | Thick Door Pack for QDB100 & QDB200 Series Double Cylinder (1 3/4" - 2 1/4") (Specify finish) | 8Q00079 | 2.50 |
|  | Thick Door Kit - Tailpiece and washer for Single Cylinder QDB100 & QDB200 Series (1 3/4" - 2 1/4") | 8Q00084 | 2.50 |
|  | Cylinder Screw QDB100 & QDB200 Series | 8Q00086 | 2.50 |
|  | Screw Pack for T-Strike (Specify finish) | 8Q00058 | 1.90 |
|  | Screw Pack for QDB100 Series Single Cylinder (Specify finish) | 8Q00076 | 2.50 |
|  | Screw Pack for QDB100 & QDB200 Series Double Cylinder (Specify finish) | 8Q00078 | 2.50 |

STANLEY Commercial Hardware

QDB200 Series | Grade 2 | Standard Duty Auxiliary Deadbolts

| | |
|----|----------------------|
| 80 | Single Cylinder |
| 81 | Single Cylinder SFIC |
| 82 | Double Cylinder |
| 83 | Double Cylinder SFIC |
| 84 | Inside Turnbolt |
| 85 | Indicator |
| 86 | Classroom |
| 87 | Classroom SFIC |
| 88 | Key Control† |

| | |
|-----|-------------------|
| 605 | Bright Brass |
| 613 | Oil Rubbed Bronze |
| 619 | Satin Nickel |
| 625 | Bright Chrome |
| 626 | Satin Chrome |

| | |
|-----|---------------|
| BF | BEST "F" SFIC |
| SMT | Re-Key* |
| KW | Kwikset "KW" |
| WE | Weiser "E" |
| SC | Schlage "C" |
| GA | Yale "GA" |
| LA | Sargent "LA" |
| LC | Less Cylinder |

| Base Part Number | | | | | | | | Additional Options |
|------------------|----------|--------|----------|--------|--------|-----------|--------|---------------------|
| Series | Function | Finish | Deadbolt | Strike | Keyway | # of Pins | Keying | Hurricane Compliant |
| QDB2 | 81 | 626 | S8 | DBS | BF | 6 | KD | H |

| QDB2 DEADBOLT TABLE (New) | |
|---------------------------|---------------------|
| 6A | 6-Way Adjustable |
| NOL | No Latch |
| NR4 | Narrow Radius 2-3/4 |
| NR8 | Narrow Radius 2-3/8 |
| NS4 | Narrow Square 2-3/4 |
| NS8 | Narrow Square 2-3/8 |
| RA | Adjustable Radius* |
| R4 | Radius 2-3/4 |
| R8 | Radius 2-3/8 |
| SA | Adjustable Square* |
| S4 | Square 2-3/4 |
| S8 | Square 2-3/8 |

| | |
|----|----------------------------|
| KD | Keyed Different |
| KA | Keyed Alike |
| SK | Special Keying |
| | -Construction Keyed |
| | -Construction Master Keyed |
| | -Maison Keyed |
| | -Master Keyed |
| | -Grand Master Keyed |
| | -Great Grand Master Keyed |
| ZB | Zero Bitted |

| | |
|------|----------------------------------------|
| 478S | ANSI 4 7/8" x 1 1/4" Strike |
| DBS | Deadbolt Strike 1 1/8" x 2 3/4" Square |
| DBR | Deadbolt Strike 1 1/8" x 2 3/4" Radius |
| FLS | Full Lip Square Corner Strike |
| FLR | Full Lip 1/4" Radius Corner Strike |
| NOS | No Strike |

NOTES:

† Key control deadbolt only available with Re-Key cylinders.

* Re-Key available on QDB280. QDB288 is only available to order with Re-Key and either SA or RA latches. SA and RA latches are not available on other deadbolts.

Example

If you ordered: QDB281 626 S8 DBS BF6 KD H

You would get: Grade 2 Single Cylinder SFIC Auxiliary Deadbolt, Satin Chrome, 2 3/8" Deadbolt Latch Square, Standard Deadbolt Strike, BEST "F" SFIC Keyway, Keyed Different, Hurricane Compliant.

STANLEY Commercial Hardware

QDB200 Series | Grade 2 | Standard Duty Auxiliary Deadbolts

Single Cylinder

Available in: 605, 613,
619, 625, 626




Double Cylinder

Available in: 605, 613,
619, 625, 626



QDB285 Indicator

Available in: 605, 613,
619, 625, 626*



QDB288 Key Control

Available in: 605, 619, 626



| Model/Series | Functions | Case Qty | List Price | |
|--------------|----------------------|----------|------------|--------------------|
| | | | 626 | 605, 613, 619, 625 |
| QDB280 | Single Cylinder | 12 | 76.00 | 82.00 |
| QDB281 | Single Cylinder SFIC | 12 | 98.00 | 103.00 |
| QDB282 | Double Cylinder | 12 | 95.00 | 100.00 |
| QDB283 | Double Cylinder SFIC | 12 | 141.00 | 146.00 |
| QDB284 | Inside Turnbolt | 20 | 38.00 | 43.00 |
| QDB285 | Indicator | 12 | 62.00 | 67.00 |
| QDB286 | Classroom | 12 | 81.00 | 86.00 |
| QDB287 | Classroom SFIC | 12 | 102.00 | 109.00 |
| QDB288† | Key Control | 12 | 89.00 | 95.00 |

| Options | | Add |
|---------|---------------------|------|
| H | Hurricane Compliant | 5.00 |

NOTES:




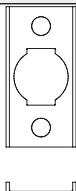
† Key Control Deadbolt available with Re-key Cylinders only.

Consult factory for lead times on 605, 625 finishes.

STANLEY Commercial Hardware

QDB200 Series | Grade 2 | Standard Duty Auxiliary Deadbolts


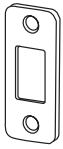




DEADBOLT OPTIONS (SPECIFY FINISH)

| Order # With Lock | | Description | Service Part # | Price With Lock | Service Part List Price |
|-------------------------------------------------------------------------------------|----------|---------------------------------------------------------------------------|-------------------|--------------------|----------------------------|
| 1 1/8" X 2 1/4" FACE PLATE, DEADBOLT, UL (WIDE FACE) | | | | | |
|  | S4 | 2 3/4" deadbolt - square corner | 8Q00170 | NC | 15.00 |
| | R4 | 2 3/4" deadbolt - radius corner | 8Q00169 | NC | 15.00 |
| | S8 | 2 3/8" deadbolt - square corner | 8Q00168 | NC | 15.00 |
| | R8 | 2 3/8" deadbolt - radius corner | 8Q00167 | NC | 15.00 |
| 1" X 2 1/4" FACE PLATE, DEADBOLT, UL (NARROW FACE) | | | | | |
|  | NS4 | 2 3/4" deadbolt - square corner | 8Q00237 | NC | 15.00 |
| | NR4 | 2 3/4" deadbolt - radius corner | 8Q00236 | NC | 15.00 |
| | NS8 | 2 3/8" deadbolt - square corner | 8Q00235 | NC | 15.00 |
| | NR8 | 2 3/8" deadbolt - radius corner | 8Q00234 | NC | 15.00 |
| 6 WAY ADJUSTABLE LATCHES, DEADBOLT, UL (NARROW) | | | | | |
| | 6A | 1" square corner, 1" round corner and drive-in | 8Q00482 | Add 2.40 | 16.00 |
| QDB288 KEY CONTROL LATCHES, 1" X 2 1/4" FACE PLATE, ADJUSTABLE BACKSET, UL | | | | | |
|  | SA | Square corner adjustable deadbolt | 8Q00451 | NC | 15.00 |
| | RA | Round corner adjustable deadbolt | 8Q00450 | NC | 15.00 |
| WIDE FACE LATCH FILLER | | | | | |
|  | | Wide face latch adaptor plate (converts 1" latch face plate to 1 1/8") | 8Q00217 | N/A | 1.40 |
| NO LATCH | | | | | |
| NOL | No Latch | | | Deduct 14.00 | |

STANLEY Commercial Hardware

QDB200 Series | Grade 2 | Standard Duty Auxiliary Deadbolts

STRIKE OPTIONS (SPECIFY FINISH)

| Order # With Lock | | Description | Service Part # | Price With Lock | Service Part List Price |
|-------------------------------------------------------------------------------------|------|-----------------------------------------------------------------|-------------------|--------------------|----------------------------|
|  | DBS | 2 3/4" x 1 1/8" Standard Deadbolt Strike and Reinforcer | 8Q00164 | NC | 4.60 |
|  | DBR | 2 3/4" x 1 1/8" Standard Radius Deadbolt Strike and Reinforcer | 8Q00530 | NC | 4.60 |
|  | 478S | 4 7/8" x 1 1/4" ANSI Strike | 8Q00244 | Add 3.20 | 7.60 |
|  | FLR | 2 1/4" Full Lip Round Corner Strike UL | 8Q00316 | NC | 4.60 |
|  | FLS | 2 1/4" Full Lip Square Corner Strike UL | 8Q00317 | NC | 4.60 |
|  | | Plastic Strike Box for QDB100 & QDB200 Series (DBS Strike only) | 8Q00161 | N/A | 2.50 |
| NO STRIKE | | | | | |
| NOS | | No Strike | | Deduct 4.20 | |

STANLEY Commercial Hardware

QDB200 Series | Grade 2 | Standard Duty Auxiliary Deadbolts














CYLINDER OPTIONS (SPECIFY FINISH)

| Order # With Lock | Description | Service Part # | Price With Lock | Service Part List Price |
|-------------------------|---------------------------------------------------|-------------------|--------------------|----------------------------|
| RE-KEY CYLINDERS | | | | |
| SMT | Re-Key Cylinder - QDB280 | 9Q0009-096 | NC | 20.00 |
| | Re-Key Cylinder - QDB288 Tenant Cylinder (Bottom) | 9Q0009-117 | NC | 20.00 |
| | Re-Key Cylinder - QDB288 Control Cylinder (Top) | 9Q0009-098 | NC | 20.00 |
| LESS CYLINDER | | | | |
| LC | Less Cylinder | | Deduct 23.00 | |
| | Less SFIC Cylinder | | Deduct 45.00 | |

STANLEY Commercial Hardware

QDB200 Series | Grade 2 | Standard Duty Auxiliary Deadbolts







OTHER PARTS & SCREW PACKS

| | Description | Service Part # | Service Part List Price |
|-------------------------------------------------------------------------------------|-----------------------------------------------------------------------------------------------|----------------|-------------------------|
|  | Tailpiece for QDB100 & QDB200 Series Double Cylinder (Qty 2) | 8Q00085 | 2.50 |
|  | Tailpiece and washer for Single Cylinder QDB100 & QDB200 Series | 8Q00083 | 2.50 |
|  | Spacer for Double Cylinder Deadbolt SFIC QDB100 & QDB200 Series (Specify finish) | 8Q00082 | 2.50 |
|  | Thick Door Pack for QDB200 Series Single Cylinder (1 3/4" - 2 1/4") (Specify finish) | 8Q00081 | 2.50 |
|  | Thick Door Pack for QDB100 & QDB200 Series Double Cylinder (1 3/4" - 2 1/4") (Specify finish) | 8Q00079 | 2.50 |
|  | Thick Door Kit - Tailpiece and washer for Single Cylinder (1 3/4" - 2 1/4") | 8Q00084 | 2.50 |
|  | Thick Door Kit - Tailpiece and washer for Single SFIC Cylinder (1 3/4" - 2 1/4") | 8Q00588 | 2.50 |
|  | Cylinder Screw QDB100 & QDB200 Series | 8Q00086 | 2.50 |
|  | Screw Pack for T-Strike (Specify finish) | 8Q00058 | 1.90 |
|  | Screw Pack for QDB200 Series Single Cylinder (Specify finish) | 8Q00080 | 2.50 |
|  | Screw Pack for QDB100 & QDB200 Series Double Cylinder (Specify finish) | 8Q00078 | 2.50 |
|  | Indicator Emergency Key | 8Q00531 | 2.30 |
|  | Re-Key Learn Tool | 8Q00555 | 4.60 |

STANLEY Commercial Hardware

QDB200 Series | Grade 2 | Standard Duty Auxiliary Deadbolts

OTHER PARTS & SCREW PACKS

| | Description | Service Part # | Service Part List Price |
|-------------------------------------------------------------------------------------|-------------------------------------------------|----------------|-------------------------|
|  | Cylinder Cover for QDB288 Key Control | 8Q00453 | 2.80 |
|  | Mounting screws for QDB288 Key Control | 8Q00477 | 1.80 |
|  | Torque blade for QDB288 Key Control | 8Q00476 | 1.80 |
|  | Gear assembly for QDB288 Key Control | 8Q00474 | 6.60 |
|  | Screws for gear assembly for QDB288 Key Control | 8Q00475 | 1.60 |
|  | Reset Cradle for Re-Key cylinders | 8Q00484 | 43.00 |

STANLEY Commercial Hardware

QED100 Series | Grade 1 | Heavy Duty Exit Devices

| | | | | | | | | | | | |
|--------|-----------------------------------|------------|---------------------------------------------------|------------|----------|-----|--------------|----|---------------|--|--|
| QED1xx | Grade 1 Architectural Exit Device | LR | Electrified Latch Retraction | 36" Device | 36 | 7FT | 7 ft Rod | BF | BEST "F" SFIC | | |
| | | LRX | Electrified Latch Retraction with Request to Exit | | | | | | | | |
| | | ED | Electrified Dogging | | | | | | | | |
| | | EDX | Electrified Dogging with Request to Exit | | | | | | | | |
| | | X | Request to Exit | | | | | | | | |
| HC | Hurricane Compliant† | 48" Device | 48 | 8FT | 8 ft Rod | KW | Kwikset "KW" | | | | |
| | | | | | | | | | | | |
| | | | | | | | | | | | |
| | | | | | | | | | | | |
| | | | | | | | | | | | |
| QED1xx | Grade 1 Architectural Exit Device | 36" Device | 36 | 48" Device | 48 | 7FT | 7 ft Rod | WE | Weiser "E" | | |
| | | | | | | | | | | | |
| | | | | | | | | | | | |
| | | | | | | | | | | | |
| | | | | | | | | | | | |
| QED1xx | Grade 1 Architectural Exit Device | 36" Device | 36 | 48" Device | 48 | 7FT | 7 ft Rod | SC | Schlage "C" | | |
| | | | | | | | | | | | |
| | | | | | | | | | | | |
| | | | | | | | | | | | |
| | | | | | | | | | | | |
| QED1xx | Grade 1 Architectural Exit Device | 36" Device | 36 | 48" Device | 48 | 7FT | 7 ft Rod | GA | Yale "GA" | | |
| | | | | | | | | | | | |
| | | | | | | | | | | | |
| | | | | | | | | | | | |
| | | | | | | | | | | | |
| QED1xx | Grade 1 Architectural Exit Device | 36" Device | 36 | 48" Device | 48 | 7FT | 7 ft Rod | LA | Sargent "LA" | | |
| | | | | | | | | | | | |
| | | | | | | | | | | | |
| | | | | | | | | | | | |
| | | | | | | | | | | | |
| QED1xx | Grade 1 Architectural Exit Device | 36" Device | 36 | 48" Device | 48 | 7FT | 7 ft Rod | LC | Less Cylinder | | |
| | | | | | | | | | | | |
| | | | | | | | | | | | |
| | | | | | | | | | | | |
| | | | | | | | | | | | |

| Series | Function | Options | Size | Door Height* | Finish | Keyway** | Keying** | Notes |
|--------|----------|---------|------|--------------|--------|----------|----------|-------|
| QED1 | 15 | LR | 36" | 7FT | 313AN | BF | KD | XXXX |

| | | | | | | | | |
|----|--------------------------|----|--------------------------|-------|---------------------------|----|----------------------------|--|
| 11 | Rim Hex Dog | 24 | CVR - Hex Dog | 605 | Bright Brass | KD | Keyed Different | |
| 12 | Rim Cylinder Dog | 25 | CVR - Cylinder Dog | | | | | |
| 13 | Rim Fire Rated | 26 | CVR - Fire Rated | | | | | |
| 14 | SVR - Hex Dog | 27 | CVR - LBR - Hex Dog | | | | | |
| 15 | SVR - Cylinder Dog | 28 | CVR - LBR - Cylinder Dog | | | | | |
| 16 | SVR - Fire Rated | 29 | CVR - LBR - Fire Rated | | | | | |
| 17 | SVR - LBR - Hex Dog | | | 313AN | Anodized Duranodic Bronze | SK | Special Keying | |
| 18 | SVR - LBR - Cylinder Dog | | | | | | | |
| 19 | SVR - LBR - Fire Rated | | | | | | | |
| | | | | | | | | |
| | | | | 626 | Satin Chrome | | -Construction Keyed | |
| | | | | | | | -Construction Master Keyed | |
| | | | | | | | -Maison Keyed | |
| | | | | | | | -Master Keyed | |
| | | | | | | | -Grand Master Keyed | |
| | | | | | | | -Great Grand Master Keyed | |
| | | | | | | ZB | Zero Bitted | |

* Applies to Vertical Rods only.

** Applies to Cylinder Dogged only.

† HC is only available for QED111-QED116.

Example

If you ordered: QED115 36" 7FT 313AN BF KD

You would get: Grade 1 Heavy Duty Architectural Surface Vertical Rod Exit Device with Cylinder Dogging for a 7 Foot Door, in Anodized Duranodic Bronze finish. SFIC "F" Keyway, Keyed Different.

STANLEY Commercial Hardware

QED100 Series | Grade 1 | Heavy Duty Exit Devices

Architectural Exit Device

Available in: 605, 313AN, 626



| Model/Series | Functions | Style | Case Qty | List Price | |
|--------------|------------------------------------|-------|----------|------------|------------|
| | | | | 626 | 605, 313AN |
| QED111 | Rim - Hex Dog | | 1 | 914.00 | 948.00 |
| QED112 | Rim - Cylinder Dog | | 1 | 970.00 | 1004.00 |
| QED113 | Rim - Fire Rated | | 1 | 977.00 | 1011.00 |
| QED114 | SVR - Hex Dog | 7FT | 1 | 1203.00 | 1237.00 |
| QED115 | SVR - Cylinder Dog | 7FT | 1 | 1259.00 | 1293.00 |
| QED116 | SVR - Fire Rated | 7FT | 1 | 1265.00 | 1299.00 |
| QED117 | SVR Less Bottom Rod - Hex Dog | 7FT | 1 | 1166.00 | 1200.00 |
| QED118 | SVR Less Bottom Rod - Cylinder Dog | 7FT | 1 | 1222.00 | 1256.00 |
| QED119 | SVR Less Bottom Rod - Fire Rated | 7FT | 1 | 1228.00 | 1262.00 |
| QED124 | CVR - Hex Dog | 7FT | 1 | 1265.00 | 1299.00 |
| QED125 | CVR - Cylinder Dog | 7FT | 1 | 1320.00 | 1354.00 |
| QED126 | CVR - Fire Rated | 7FT | 1 | 1330.00 | 1364.00 |
| QED127 | CVR - LBR - Hex Dog | 7FT | 1 | 1247.00 | 1281.00 |
| QED128 | CVR - LBR - Cylinder Dog | 7FT | 1 | 1302.00 | 1336.00 |
| QED129 | CVR - LBR - Fire Rated | 7FT | 1 | 1309.00 | 1343.00 |

| Less Cylinder | | List Price |
|---------------|---------------|--------------|
| LC | Less Cylinder | Deduct 47.00 |

| Options | | Add |
|---------|--------------------------------------------|-------|
| 8FT | Vertical rod kit for 8FT door application | 41.00 |
| 48" | 48" Device (Consult factory for lead-time) | 47.00 |
| HC | Hurricane Compliant Rim | 97.00 |
| | Hurricane Compliant SVR | 21.00 |

NOTES:

All LBR fire rated devices include a bottom fire bolt.
Consult factory for lead times on 605 finish.

STANLEY Commercial Hardware

QED100 Series | Grade 1 | Heavy Duty Exit Devices

ELECTRIFIED OPTIONS (CONSULT FACTORY FOR LEAD TIMES)



QED 100 Series

| Model # | Description | List Price Adder |
|-----------|---------------------------------------------------------------------------------------------------------------------------------------------------------------------------------------------------------------------------------------------------------------------------------------------------------------------------------------------------------------------------|------------------|
| QED___LR | Electrified Latch Retraction (LR) allows for the remote unlatching of exit devices. Continuous duty solenoids retract latches momentarily or for extended periods of time. Requires the use of power supply 8Q00312 or 8Q00313. | 910.00 |
| QED___ED | Electrified Dogging (ED) allows continuous latch retraction and dogging simultaneously. ED requires first time mechanical activation after which the push bar will continuously hold the push bar and latch retracted. When power is removed or interrupted from the device, the latch bolt will extend and push bar will release. Uses power supply 8Q00314 (on page 50) | 785.00 |
| QED ___X | Request to Exit (X) is an SPDT (Single Pole Double Throw) switch which monitors the push bar of the exit device. The X switch can be used to activate a door alarm, control a magnetic locking device, shunt a door alarm or signal a control console when the push bar is depressed. | 292.00 |
| QED___LRX | Electrified Latch Retraction (LR) device with a Request to Exit (X) switch. Requires the use of power supply 8Q00312 or 8Q00313. | 1130.00 |
| QED___EDX | Electrified Dogging (ED) device with a Request to Exit (X) switch. Uses power supply 8Q00314 (on page 50) | 1006.00 |

POWER SUPPLY OPTIONS (CONSULT FACTORY FOR LEAD TIMES)

| Model # | Description | List Price Adder |
|---------|-----------------------------------------------------------------------------------|------------------|
| 8Q00312 | Power supply for Electronic Latch Retraction Devices (LR/LRX) | 930.00 |
| 8Q00313 | Power supply with Day/Night mode for Electronic Latch Retraction Devices (LR/LRX) | 1058.00 |

Electrified Product Specifications

- Consult Factory for lead times
- Electrification prices should be added to price of device
- Continuous duty solenoids
- Lifetime warranty on exit device; 1 year warranty on electronic components
- LR or LRX requires power supply 8Q00312 or 8Q00313
- Minimum door width 36"
- LR and ED requires the removal of mechanical dogging mechanism
- Options can be used in any Hex Dog or Fire Rated QED 100 Series Device (How to order example: QED111LR 36" 626)

Power Supply Specifications (10" x 10" x 4.25")

8Q00312

- Provides power for up to two LR or LRX devices
- Supplied with wiring diagram in detailed instructions
- Automatic door operator interface
- Independent control of single exit devices (one or two single doors) or sequential operation of two devices (pair of doors) field adjustable latch retraction time delay
- 24VDC or 12 VDC auxiliary power, unfiltered & unregulated

8Q00313

- Same as 8Q00312 with the addition of a day/night mode
- Provides separate input for retracting one exit device or two exit devices sequentially without activating the auto door operator. While the latches are held retracted auto operator can be activated independently from a different output.

STANLEY Commercial Hardware

QED200 Series | Grade 1 | Heavy Duty Narrow Stile Exit Devices

| QED2xx | Grade 1 Narrow Stile Exit Device | 36" Device 36 | | 48" Device 48 | | 7FT 7 ft Rod | | 8FT 8 ft Rod | | BF | BEST "F" SFIC | KW | Kwikset "KW" | WE | Weiser "E" | SC | Schlage "C" | GA | Yale "GA" | LA | Sargent "LA" | LC | Less Cylinder | ALS | Aluminum Door Strike | HMS | Hollow Metal Door Strike | | | | | | | | | | | | | | | | | | | |
|--------|----------------------------------------|---------------|--------------------------|---------------|------------------------------|--------------|-----------------|-------------------------------|--|---------------------------|---------------|----|--------------|----|------------|----|-------------|----|-----------|----|--------------|----|---------------|-----|-------------------------|-----|-----------------------------|--|--|--|--|--|--|--|--|--|--|--|--|--|--|--|--|--|--|--|
| | | | | | | | | | | | | | | | | | | | | | | | | | | | | | | | | | | | | | | | | | | | | | | |
| Series | Function | Size | Door Height* | Finish | Keyway** | Keying** | Strike | | | | | | | | | | | | | | | | | | | | | | | | | | | | | | | | | | | | | | | |
| QED2 | 15 | 36" | 7FT | 313AN | BF | KD | ALS | | | | | | | | | | | | | | | | | | | | | | | | | | | | | | | | | | | | | | | |
| 11 | Rim Hex Dog | 24 | CVR - Hex Dog | 605 | Bright Brass | KD | Keyed Different | | | | | | | | | | | | | | | | | | | | | | | | | | | | | | | | | | | | | | | |
| 12 | Rim Cylinder Dog | 25 | CVR - Cylinder Dog | 313AN | Anodized Duranodic Bronze | KA | Keyed Alike | | | | | | | | | | | | | | | | | | | | | | | | | | | | | | | | | | | | | | | |
| 13† | Rim Fire Rated | 26 | CVR - Fire Rated | 626 | Satin Chrome | SK | Special Keying | | | | | | | | | | | | | | | | | | | | | | | | | | | | | | | | | | | | | | | |
| 14 | SVR - Hex Dog | 27 | CVR - LBR - Hex Dog | | | | | -Construction Keyed | | | | | | | | | | | | | | | | | | | | | | | | | | | | | | | | | | | | | | |
| 15 | SVR - Cylinder Dog | 28 | CVR - LBR - Cylinder Dog | | | | | -Construction Master Keyed | | | | | | | | | | | | | | | | | | | | | | | | | | | | | | | | | | | | | | |
| 16 | SVR - Fire Rated | 29 | CVR - LBR - Fire Rated | | | | | -Maison Keyed | | | | | | | | | | | | | | | | | | | | | | | | | | | | | | | | | | | | | | |
| 17 | SVR - LBR - Hex Dog | | | | | | | | | -Master Keyed | | | | | | | | | | | | | | | | | | | | | | | | | | | | | | | | | | | | |
| 18 | SVR - LBR - Cylinder Dog | | | | | | | | | -Grand Master Keyed | | | | | | | | | | | | | | | | | | | | | | | | | | | | | | | | | | | | |
| 19 | SVR - LBR - Fire Rated | | | | | | | | | -Great Grand Master Keyed | | | | | | | | | | | | | | | | | | | | | | | | | | | | | | | | | | | | |
| | | | | | | | ZB | Zero Bitted | | | | | | | | | | | | | | | | | | | | | | | | | | | | | | | | | | | | | | |

* Applies to Vertical Rods only

* Applies to Vertical Rods only.

** Applies to Cylinder Dogged only.

† QED213 available with HMS strike only.

NOTES:

Rim devices with ALS Strike and SVR devices require minimum stile width of 2".

Rim devices with HMS and CVR devices require minimum stile wide of 3.5".


Example

If you ordered: QED215 36" 7FT 626 BF KD

You would get: Grade 1 Heavy Duty Narrow Stile Surface Vertical Rod Exit Device with Cylinder Dogging for a 7 Foot Door, in Brushed Chrome finish, SFIC "F" Keyway, Keyed Different.

STANLEY Commercial Hardware

QED200 Series | Grade 1 | Heavy Duty Narrow Stile Exit Devices



Narrow Stile Exit Device

Available in: 605, 313AN, 626

| Model/Series | Functions | Style | Case Qty | List Price | |
|--------------|------------------------------------|-------|----------|------------|------------|
| | | | | 626 | 605, 313AN |
| QED211 | Rim - Hex Dog | | 1 | 1076.00 | 1115.00 |
| QED212 | Rim - Cylinder Dog | | 1 | 1129.00 | 1168.00 |
| QED213 | Rim - Fire Rated | | 1 | 1138.00 | 1177.00 |
| QED214 | SVR - Hex Dog | 7FT | 1 | 1453.00 | 1493.00 |
| QED215 | SVR - Cylinder Dog | 7FT | 1 | 1505.00 | 1545.00 |
| QED216 | SVR - Fire Rated | 7FT | 1 | 1514.00 | 1553.00 |
| QED217 | SVR Less Bottom Rod - Hex Dog | 7FT | 1 | 1415.00 | 1453.00 |
| QED218 | SVR Less Bottom Rod - Cylinder Dog | 7FT | 1 | 1467.00 | 1505.00 |
| QED219 | SVR Less Bottom Rod - Fire Rated | 7FT | 1 | 1475.00 | 1514.00 |
| QED224 | CVR - Hex Dog | 7FT | 1 | 1506.00 | 1546.00 |
| QED225 | CVR - Cylinder Dog | 7FT | 1 | 1558.00 | 1598.00 |
| QED226 | CVR - Fire Rated | 7FT | 1 | 1568.00 | 1607.00 |
| QED227 | CVR - LBR - Hex Dog | 7FT | 1 | 1473.00 | 1512.00 |
| QED228 | CVR - LBR - Cylinder Dog | 7FT | 1 | 1526.00 | 1565.00 |
| QED229 | CVR - LBR - Fire Rated | 7FT | 1 | 1534.00 | 1574.00 |

| Less Cylinder | |
|---------------|---------------|
| LC | Less Cylinder |

| List Price |
|--------------|
| Deduct 47.00 |

| Options | | Add |
|---------|--------------------------------------------|-------|
| 8FT | Vertical rod kit for 8FT door application | 38.00 |
| 48" | 48" Device (Consult factory for lead-time) | 45.00 |

* QED213 available with HMS strike only.

NOTES:

All LBR fire rated devices include a bottom fire bolt.

Consult factory for lead times on 605 finish.


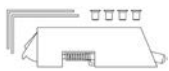





Rim devices with ALS Strike and SVR devices require minimum stile width of 2".

Rim devices with HMS and CVR devices require minimum stile wide of 3.5".

STANLEY Commercial Hardware

QED100/200 Series | Grade 1 | Heavy Duty Exit Devices

LATCH & ROD PARTS (SPECIFY FINISH)

| | Description | Service Part # | List Price |
|-------------------------------------------------------------------------------------|--------------------------------------------------------------------------------------------------------------------------------------------------------------|----------------|------------|
|  | Top Rod Latch for SVR & LBR - QED100/200 (requires screw pack 8Q00268 - see QED100/200 Other Parts & Screw Packs) | 8Q00256 | 144.00 |
|  | Top Rod Latch for CVR - QED100 (requires screw pack 8Q00278 - see QED100/200 Other Parts & Screw Packs) | 8Q00271 | 144.00 |
|  | Top Rod Latch for CVR - QED200 (requires screw pack 8Q00278 - see QED100/200 Other Parts & Screw Packs) | 8Q00584 | 109.00 |
|  | Bottom Rod Latch for SVR - QED100/200 (requires screw pack 8Q00268 - see QED100/200 Other Parts & Screw Packs) | 8Q00257 | 144.00 |
|  | Bottom Rod Latch for CVR - QED100 (requires screw pack 8Q00278 - see QED100/200 Other Parts & Screw Packs) | 8Q00272 | 144.00 |
|  | Bottom Rod Latch for CVR - QED200 (requires screw pack 8Q00278 - see QED100/200 Other Parts & Screw Packs) | 8Q00585 | 109.00 |
|  | Fire Latch for QED100/200 LBR Fire Rated * Can only be used with fire rated LBR devices. | 8Q00279 | 76.00 |
| NO IMAGE | Bottom Rod for SVR - QED100/200 (requires screw pack 8Q00268 - see QED100/200 Other Parts & Screw Packs) | 8Q00258 | 35.00 |
| NO IMAGE | Bottom Rod for CVR - QED100/200 | 8Q00280 | 35.00 |
| NO IMAGE | 7' Top Rod for SVR & LBR - QED100/200 | 8Q00259 | 35.00 |
| NO IMAGE | 7' Top Rod for CVR - QED100/200 | 8Q00281 | 35.00 |
| NO IMAGE | 8' Top Rod for SVR & LBR - QED100/200 | 8Q00260 | 41.00 |
| NO IMAGE | 8' Top Rod for CVR - QED100/200 | 8Q00282 | 41.00 |
| NO IMAGE | QED100/200 Series SVR & LBR, 7' Top Rod Cover Set (includes top rod and base plate) (requires screw pack 8Q00261 - see QED100/200 Other Parts & Screw Packs) | 8Q00249 | 67.00 |
| NO IMAGE | QED100/200 Series SVR & LBR, 8' Top Rod Cover Set (includes cover and base plate) (requires screw pack 8Q00261 - see QED100/200 Other Parts & Screw Packs) | 8Q00250 | 72.00 |
| NO IMAGE | QED100/200 Series SVR, Bottom Rod Cover Set (includes cover and base plate) (requires screw pack 8Q00261 - see QED100/200 Other Parts & Screw Packs) | 8Q00251 | 61.00 |

STANLEY Commercial Hardware

QED100/200 Series | Grade 1 | Heavy Duty Exit Devices

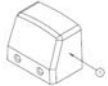











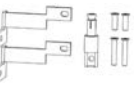
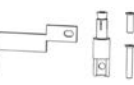

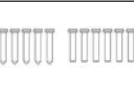
STRIKE PARTS

| | Description | Service Part # | List Price |
|-------------------------------------------------------------------------------------|--------------------------------------------------------------------------------------------|----------------|------------|
|  | Strike Kit for Rim Panic - QED100/200 (includes mounting hardware) | 8Q00254 | 35.00 |
|  | Strike Kit for Rim Fire Rated - QED100/200 (includes mounting hardware) | 8Q00255 | 41.00 |
|  | Double Door Strike Kit for Rim - QED111 & QED112 (includes mounting hardware) | 8Q00269 | 61.00 |
|  | Strike Kit for Top Latch for SVR Panic - QED100/200 (includes mounting hardware) | 8Q00247 | 47.00 |
|  | Strike Kit for Top Latch for CVR Panic - QED100/200 | 8Q00273 | 47.00 |
|  | Strike Kit for Top Latch for SVR Fire - QED100/200 (includes mounting hardware) | 8Q00248 | 55.00 |
|  | Strike Kit for Top Latch for CVR Fire - QED100/200 | 8Q00274 | 55.00 |
|  | Strike Kit for Bottom Latch for SVR/CVR Panic - QED100/200 (includes mounting hardware) | 8Q00265 | 47.00 |
|  | Strike Kit for Bottom Latch for SVR/CVR Fire - QED100/200 (includes mounting hardware) | 8Q00266 | 47.00 |
|  | Strike Shim Kit for QED100/200 Series Rim Devices - 1 Piece | 8Q00285 | 6.90 |
|  | Blade Stop Strike For Aluminum Door Application - QED200 | S988 | 88.00 |

STANLEY Commercial Hardware

QED100/200 Series | Grade 1 | Heavy Duty Exit Devices

OTHER PARTS & SCREW PACKS

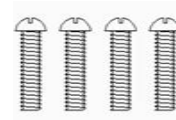
| | Description | Service Part # | Qty | List Price |
|-------------------------------------------------------------------------------------|--------------------------------------------------------------------------------------|----------------|-----|------------|
|  | QED100/200 Series End Cap (Specify finish) | 8Q00264 | 1 | 35.00 |
|  | QED100/200 Series End Cap Bracket and Screw Pack | 8Q00246 | 1 | 16.00 |
|  | QED100/200 Series SVR & LBR, Top & Bottom Latch Screw Pack (Specify finish) | 8Q00268 | 1 | 21.00 |
|  | QED100/200 Series SVR & LBR, Rod Cover Screw Pack | 8Q00261 | 1 | 19.00 |
|  | QED100/200 Series SVR & LBR, Latch Cover Screw Pack (Specify finish) | 8Q00262 | 1 | 7.50 |
|  | QED100/200 Series SVR, Rod Connector Kit (connects top & bottom rod to exit device)) | 8Q00263 | 1 | 21.00 |
|  | QED100/200 Series Sex Bolts (Qty 4) (Specify finish) | 8Q00267 | 1 | 23.00 |
|  | QED100/200 Series LBR, Head Cap Plug (black) | 8Q00270 | 1 | 7.50 |
|  | QED100/200 Series Cylinder Mounting Kit for Cylinder Dog Devices (Specify finish) | 8Q00252 | 1 | 35.00 |
|  | QED100/200 Series Hex Wrench for Hex Dog Devices | 8Q00253 | 1 | 6.40 |
|  | Standard Cam for Mortise Cylinder | 8Q00119 | 1 | 4.60 |
|  | Cam Mounting Screws for Mortise Cylinders (Qty 2) | 8Q00118 | 1 | 1.50 |
|  | QED100/200 Series CVR Rod Connector | 8Q00275 | 1 | 21.00 |
|  | QED100/200 Series CVR-LBR Rod Connector | 8Q00276 | 1 | 21.00 |
|  | QED100/200 Series CVR Installation Jig | 8Q00277 | 1 | 8.90 |
|  | QED100/200 Series CVR Latch Screw Pack | 8Q00278 | 1 | 21.00 |

STANLEY Commercial Hardware

QED100/200 Series | Grade 1 | Heavy Duty Exit Devices

THICK DOOR KITS (TDK's)

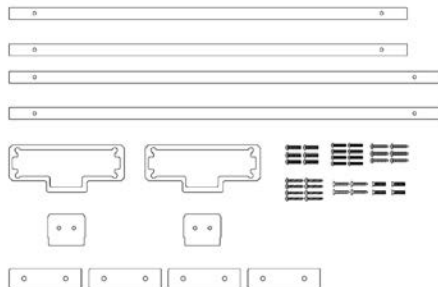
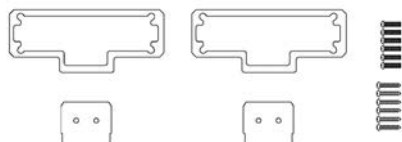
Thick door kits (TDK's) are used to extend the length of the exit trim spindle for non-standard (1 3/4") thick doors. These kits include appropriate length exit trim spindles and fasteners.



| Trim | Door Thickness | | | | List Price |
|--------|----------------|---------|---------|---------|------------|
| | 2" | 2 1/4" | 2 1/2" | 2 3/4" | |
| QET130 | 8Q00427 | 8Q00428 | 8Q00429 | 8Q00430 | 23.00 |
| QET160 | | | | | |
| QET180 | | | | | |
| QET165 | 8Q00431 | 8Q00432 | 8Q00433 | 8Q00434 | |

GLASS BEAD KITS (GBK's) (SPECIFY FINISH)

- Glass bead kits (GBK's) are used to shim exit devices off the face of a door with raised glass beads. Each kit contains (2) 1/8" shims (total clearance of 1/4") and fasteners.
- Requires the use of a thick door kit (TDK) if using an exit device trim.
- Available finishes: 605, 313, 626



| Part # | Model | Finishes | List Price |
|---------|----------------------------|-----------------|------------|
| 8Q00414 | QED100 Rim and CVR Devices | 605, 313AN, 626 | 72.00 |
| 8Q00415 | QED100 SVR 7FT Device | 605, 313AN, 626 | 182.00 |
| 8Q00416 | QED100 SVR 8FT Device | 605, 313AN, 626 | 188.00 |
| 8Q00586 | QED200 Rim and CVR Device | 605 | 72.00 |
| 8Q00546 | QED200 Rim and CVR Device | 313AN | |
| 8Q00547 | QED200 Rim and CVR Device | 626 | |
| 8Q00548 | QED200 SVR 7FT Device | 605 | 182.00 |
| 8Q00549 | QED200 SVR 7FT Device | 313AN | |
| 8Q00550 | QED200 SVR 7FT Device | 626 | |
| 8Q00551 | QED200 SVR 8FT Device | 605 | 188.00 |
| 8Q00552 | QED200 SVR 8FT Device | 313AN | |
| 8Q00553 | QED200 SVR 8FT Device | 626 | |

STANLEY Commercial Hardware

QRM100 Series | Grade 1 | Mullions

| | | | | | | | | | | | | | | | | | | |
|---------------------------------------------------------------------------------------------|------------------------------------------------------------|-----------------------------------|-------------|-------------------------------------------------------------------------------------------------------------|----|----|---------------------|----|----------------------------------------------------------------------------------------------------------------------------------------------------------------------------------------------------------------------------------------|------------------------------------------------------------------------------------------------------------------------------------|----|-----------------|--------|-----|----------|------------------------------------------------------------|-------------|-----|
| <table><tr><td>Standard</td><td>11</td></tr><tr><td>Fire Rated</td><td>13</td></tr></table> | | Standard | 11 | Fire Rated | 13 | | | | <table><tr><td>8'</td><td>Standard Height</td></tr><tr><td>9'</td><td></td></tr><tr><td>10'</td><td rowspan="3">Not Available in Fire Rated or Hurricane Compliant Options</td></tr><tr><td>11'</td></tr><tr><td>12'</td></tr></table> | | 8' | Standard Height | 9' | | 10' | Not Available in Fire Rated or Hurricane Compliant Options | 11' | 12' |
| Standard | 11 | | | | | | | | | | | | | | | | | |
| Fire Rated | 13 | | | | | | | | | | | | | | | | | |
| 8' | Standard Height | | | | | | | | | | | | | | | | | |
| 9' | | | | | | | | | | | | | | | | | | |
| 10' | Not Available in Fire Rated or Hurricane Compliant Options | | | | | | | | | | | | | | | | | |
| 11' | | | | | | | | | | | | | | | | | | |
| 12' | | | | | | | | | | | | | | | | | | |
| | | | | | | | | | | | | | | | | | | |
| Series | Function | Options | Height | Finish | | | | | | | | | | | | | | |
| QRM1 | 11 | HC KR | 8' | 600 | | | | | | | | | | | | | | |
| <table><tr><td>Mullion Prepped for QED100 Series</td><td>QRM1</td></tr></table> | | Mullion Prepped for QED100 Series | QRM1 | <table><tr><td>HC</td><td>Hurricane Compliant</td></tr><tr><td>KR</td><td>Keyed Removable</td></tr></table> | | HC | Hurricane Compliant | KR | Keyed Removable | <table><tr><td>600</td><td>Primer</td></tr><tr><td>689</td><td>Aluminum</td></tr><tr><td>695</td><td>Dark Bronze</td></tr></table> | | 600 | Primer | 689 | Aluminum | 695 | Dark Bronze | |
| Mullion Prepped for QED100 Series | QRM1 | | | | | | | | | | | | | | | | | |
| HC | Hurricane Compliant | | | | | | | | | | | | | | | | | |
| KR | Keyed Removable | | | | | | | | | | | | | | | | | |
| 600 | Primer | | | | | | | | | | | | | | | | | |
| 689 | Aluminum | | | | | | | | | | | | | | | | | |
| 695 | Dark Bronze | | | | | | | | | | | | | | | | | |

Example

If you ordered: QRM111 HC KR 8' 600

You would get: Keyed Removable, Hurricane Compliant mullion, 8' height, with Primer finish.
Prepped for QED100 Series strike.

STANLEY Commercial Hardware

QRM100 Series | Grade 1 | Mullions

Applications


Use with Rim Exit Devices on pairs of doors.

Product Specifications

- 2"x 3" (51 mm x 76 mm) steel mullion tube. 1/8" wall thickness.
- Hurricane: 2" x 3" steel mullion tube. 5/16" wall thickness.
- Size: Standard for openings 8'0" high, field sizeable for openings less than 8'0". 9', 10', 11' & 12' also available and are field sizeable.
- Mullion is pre-prepped for QED100 Series Exit Devices
- **Fire and Hurricane Rating 8' 0" high max.**
- Available Finishes: Primer (600), Aluminum (689) and Dark Bronze (695)

Hurricane Compliant

QRM111 HC KR OR QRM113 HC KR



Locking KR Headcap
(Rim Cylinder not included)

KEYED REMOVEABLE MULLIONS (CONSULT FACTORY FOR LEAD TIMES)

| Order # | Description | List Price | |
|----------------------------------------------------------------------------------------------------------------------------------------------------------------------------------------------------|----------------------------------------------------------|------------|----------|
| | | 600 | 689, 695 |
| Mullions include: Mullion Tube, Cap, Base, Fasteners. Cylinder not included. Keyed Removable Mullions utilize Standard Rim Cylinders. Reference Cylinders, Keys & Keying section for more details. | | | |
| QRM111 KR* | Keyed Removable Mullion | 1038.00 | 1166.00 |
| QRM111 HC KR | Hurricane Compliant, Keyed Removable Mullion | 1338.00 | 1425.00 |
| QRM113 KR | Fire Rated, Keyed Removable Mullion | 1249.00 | 1338.00 |
| QRM113 HC KR | Fire Rated, Hurricane Compliant, Keyed Removable Mullion | 1510.00 | 1458.00 |
| *NOTE: For heights greater than 8', add \$19 for each additional 12". | | | |

REMOVEABLE MULLIONS (CONSULT FACTORY FOR LEAD TIMES)

| Order # | Description | List Price | |
|-----------------------------------------------------------------------|----------------------------------------------------|------------|----------|
| | | 600 | 689, 695 |
| Mullions include: Mullion Tube, Cap, Base, Fasteners | | | |
| QRM111 * | Removable Mullion | 605.00 | 691.00 |
| QRM111 HC | Hurricane Compliant, Removable Mullion | 862.00 | 949.00 |
| QRM113 | Fire Rated, Removable Mullion | 779.00 | 862.00 |
| QRM113 HC | Fire Rated, Hurricane Compliant, Removable Mullion | 1038.00 | 1122.00 |
| *NOTE: For heights greater than 8', add \$19 for each additional 12". | | | |

STANLEY Commercial Hardware

QET100 Series | Grade 1 | Heavy Duty Exit Trims

| QET1xx | Grade 1 Architectural Exit Trim | L | Pull | BF | BEST "F" SFIC | |
|--------|---------------------------------------|--------|--------------------------|--------|----------------------------|-------|
| | | E | Sierra | KW | Kwikset "KW" | |
| | | M | Summit | WE | Weiser "E" | |
| | | A | Slate | SC | Schlage "C" | |
| | | | | GA | Yale "GA" | |
| | | | | LA | Sargent "LA" | |
| | | | | LC | Less Cylinder | |
| Series | Function | Design | Finish | Keyway | Keying | Notes |
| QET1 | 60 | M | 626 | BF | KD | XXXX |
| 20 | DL - Dummy Trim Lever (ANSI 02) | 605 | Bright Brass | KD | Keyed Different | |
| 25 | DP - Dummy Trim Pull (ANSI 02) | 613† | Oil Rubbed Bronze | KA | Keyed Alike | |
| 30 | PL - Passage Lever (ANSI 14) | 626 | Satin Chrome | SK | Special Keying | |
| 60 | KL - Keyed Lever (ANSI 08) | 690† | Painted Duranodic Bronze | | -Construction Keyed | |
| 65 | TP - Thumbpiece (ANSI 05) | | | | -Construction Master Keyed | |
| 67 | DT - Dummy Thumbpiece (ANSI 02) | | | | -Maison Keyed | |
| 70 | NL - Night Latch Lever (ANSI 03) | | | | -Master Keyed | |
| 75 | NL - Pull (ANSI 03) | | | | -Grand Master Keyed | |
| 80 | NL - Night Latch Lever (ANSI 09) | | | | -Great Grand Master Keyed | |
| 90 | Flat Plate (ANSI 01) | | | ZB | Zero Bitted | |

† 613 Finish available for lever escutcheon trims; 690 finish available for escutcheon pull trims

Example

If you ordered: QET160 M 626 BF KD

You would get: Grade 1 Escutcheon Trim Lever, Summit design, Satin Chrome Finish SFIC "F" Keyway, Keyed Different. This Trim Matches to the QED100 Series Exit Devices

STANLEY Commercial Hardware

QET100 Series | Grade 1 | Heavy Duty Exit Trims



Escutcheon Trims Sierra (E)

Available in: 605, 613**, 626



Escutcheon Trims Summit (M)

Available in: 605, 613**, 626

| Model/Series | Functions | Style | Cylinder Type | Case Qty | List Price |
|--------------|----------------------------------------------------|-------|---------------|----------|---------------|
| | | | | | 605, 613, 626 |
| QET120 | Dummy Escutcheon Lever - ANSI 02 | E/M/A | - | 6 | 401.00 |
| QET130 | Passage Escutcheon Lever - ANSI 14 | E/M/A | - | 6 | 401.00 |
| QET160 | Keyed Escutcheon Lever (Classroom) - ANSI 08 | E/M/A | Mortise | 6 | 453.00 |
| QET170* | Night Escutcheon Latch (Storeroom) - ANSI 03 | E/M/A | Rim | 6 | 453.00 |
| QET180 | Night Latch Escutcheon Latch (Storeroom) - ANSI 09 | E/M/A | Mortise | 6 | 453.00 |

NOTES:

* Not recommended for use on exit devices with vertical rods.

** 613 Finish trims match 313 finish exit devices.

Consult factory for lead times on 605 finish.

Escutcheon Trims Pull & Flat Plates

Available in: 605, 626, 690



Dummy Pull
QET125



Thumb Piece
QET165



Dummy Thumb Piece
QET167



Night Latch Pull
QET175



Flat Plate
QET190

| Model/Series | Functions | Style | Cylinder Type | Case Qty | List Price |
|--------------|--------------------------------------------|-------|---------------|----------|---------------|
| | | | | | 605, 626, 690 |
| QET125 | Dummy Escutcheon Pull - ANSI 02 | L | - | 6 | 129.00 |
| QET165* | Thumbpiece Escutcheon Pull - ANSI 05 | L | Mortise | 6 | 298.00 |
| QET167 | Dummy Thumbpiece Escutcheon Pull - ANSI 02 | L | - | 6 | 129.00 |
| QET175* | Night Latch Escutcheon Pull - ANSI 03 | L | Rim | 6 | 181.00 |
| QET190 | Flat Escutcheon Plate - ANSI 01 | L | - | 6 | 77.00 |

| Less Cylinder | | | | List Price |
|---------------|---------------|--|--|--------------|
| LC | Less Cylinder | | | Deduct 47.00 |

NOTES:

* Not recommended for use on exit devices with vertical rods.

** 613 Finish trims match 313 finish exit devices.

Consult factory for lead times on 605 finish.

STANLEY Commercial Hardware

QET200 Series | Grade 1 | Heavy Duty Narrow Stile Exit Trims

| | | | | | |
|--------|--------------------------------------|---|--------|----|---------------|
| QET2xx | Grade 1 Narrow Stile Exit Trim | L | Pull | BF | BEST "F" SFIC |
| | | E | Sierra | KW | Kwikset "KW" |
| | | M | Summit | WE | Weiser "E" |
| | | A | Slate | SC | Schlage "C" |
| | | | | GA | Yale "GA" |
| | | | | LA | Sargent "LA" |
| | | | | LC | Less Cylinder |

| Series | Function | Design | Finish | Keyway | Keying | Notes |
|--------|----------|--------|--------|--------|--------|-------|
| QET2 | 60 | M | 626 | BF | KD | XXXX |

| | | | | | |
|----|--------------------------------------------|------|--------------------------|----|----------------------------|
| 20 | DL - Dummy Trim Lever (ANSI 02) | 605 | Bright Brass | KD | Keyed Different |
| 25 | DP - Dummy Trim Pull for Rim/SVR (ANSI 02) | 613† | Oil Rubbed Bronze | KA | Keyed Alike |
| 26 | DP - Dummy Trim Pull for CVR (ANSI 02) | 626 | Satin Chrome | SK | Special Keying |
| 30 | PL - Passage Lever (ANSI 14) | 690† | Painted Duranodic Bronze | | -Construction Keyed |
| 60 | KL - Keyed Lever (ANSI 08) | | | | -Construction Master Keyed |
| 70 | NL - Night Latch Lever (ANSI 03) | | | | -Maison Keyed |
| 75 | NL - Pull (ANSI 03) | | | | -Master Keyed |
| 80 | NL - Night Latch Lever (ANSI 09) | | | | -Grand Master Keyed |
| 90 | Flat Plate for Rim/SVR (ANSI 01) | | | | -Great Grand Master Keyed |
| 91 | Flat Plate for CVR (ANSI 01) | | | ZB | Zero Bitted |

† 613 Finish available for lever escutcheon trims; 690 finish available for escutcheon pull trims

Example

If you ordered: QET260 M 626 BF KD

You would get: Grade 1 Escutcheon Trim Lever, Summit design, Satin Chrome Finish SFIC "F" Keyway, Keyed Different. This Trim Matches to the QED200 Series Exit Devices

STANLEY Commercial Hardware

QET200 Series | Grade 1 | Heavy Duty Narrow Stile Exit Trims



**Escutcheon Trims
Sierra (E)**

Available in: 605, 613**, 626



**Escutcheon Trims
Summit (M)**

Available in: 605, 613**, 626



**Escutcheon Trims
Slate (A)**

Available in: 605, 613**, 626

| Model/Series | Functions | Style | Cylinder Type | Case Qty | List Price |
|--------------|----------------------------------------------------|-------|---------------|----------|---------------|
| | | | | | 605, 613, 626 |
| QET220 | Dummy Escutcheon Lever - ANSI 02 | E/M/A | - | 6 | 404.00 |
| QET230 | Passage Escutcheon Lever - ANSI 14 | E/M/A | - | 6 | 404.00 |
| QET260 | Keyed Escutcheon Lever (Classroom) - ANSI 08 | E/M/A | Mortise | 6 | 457.00 |
| QET270* | Night Escutcheon Latch (Storeroom) - ANSI 03 | E/M/A | Rim | 6 | 457.00 |
| QET280 | Night Latch Escutcheon Latch (Storeroom) - ANSI 09 | E/M/A | Mortise | 6 | 457.00 |

NOTES:

* Not recommended for use on exit devices with vertical rods.

** 613 Finish trims match 313 finish exit devices.

Consult factory for lead times on 605 finish.

Escutcheon Trims Pull & Flat Plates

Available in: 605, 626, 690



Dummy Pull
QET225



Night Latch Pull
QET275



Flat Plate
QET290

| Model/Series | Functions | Style | Cylinder Type | Case Qty | List Price |
|--------------|---------------------------------------------|-------|---------------|----------|---------------|
| | | | | | 605, 626, 690 |
| QET225 | Dummy Escutcheon Pull for Rim/SVR - ANSI 02 | L | - | 6 | 130.00 |
| QET226 | Dummy Escutcheon Pull for CVR - ANSI 02 | L | - | 6 | 130.00 |
| QET275* | Night Latch Escutcheon Pull - ANSI 03 | L | Rim | 6 | 182.00 |
| QET290 | Flat Escutcheon Plate for Rim/SVR - ANSI 01 | L | - | 6 | 77.00 |
| QET291 | Flat Escutcheon Plate for CVR - ANSI 01 | L | - | 6 | 77.00 |

| Less Cylinder | | | | | List Price |
|---------------|---------------|--|--|--|--------------|
| LC | Less Cylinder | | | | Deduct 47.00 |

NOTES:

* Not recommended for use on exit devices with vertical rods.







** 613 Finish trims match 313 finish exit devices.

Consult factory for lead times on 605 finish.

STANLEY Commercial Hardware

QET100/200 Series | Grade 1 | Heavy Duty Exit Trims

OTHER PARTS & SCREW PACKS

| | Description | Service Part # | Qty | List Price |
|-------------------------------------------------------------------------------------------|-----------------------------------------------------------------------------------------|----------------|-----|------------|
|  | QET100/200 Series Screw Pack and Square Pin for Escutcheon Trims | 8Q00132 | 1 | 4.60 |
|  | QET100/200 Series Screw Pack for Pull Plates | 8Q00134 | 1 | 1.30 |
|  | QET100/200 Series Cylinder Mounting Kit (Specify finish) | 8Q00135 | 1 | 23.00 |
|  | QET100/200 Series Cylinder Lock and Screw Pack for Thumb Piece Pulls - (Specify finish) | 8Q00136 | 1 | 5.80 |
|  | QET100/200 Series Sex Nuts for Flat Plate - (Qty 2) (Specify finish) | 8Q00139 | 1 | 5.80 |
|  | Rim Cylinder Tailpiece | 8Q00140 | 1 | 2.50 |
|  | Rim Cylinder Tailpiece- Thick Door (Measures 2-3/8") | 8Q00480 | 1 | 2.50 |
|  | Standard Cam for Mortise Cylinder | 8Q00119 | 1 | 4.60 |
|  | Cam Mounting Screws for Mortise Cylinders (Qty 2) | 8Q00118 | 1 | 1.50 |
|  | Rim Cylinder Retaining Cup | 8Q00529 | 1 | 5.80 |

STANLEY Commercial Hardware

QED300 Series | Grade 1 | Standard Duty Exit Devices

| | |
|----|--------------------------|
| 11 | Rim Hex Dog |
| 12 | Rim Cylinder Dog |
| 13 | Rim Fire Rated |
| 14 | SVR Hex Dog |
| 15 | SVR - Cylinder Dog |
| 16 | SVR - Fire Rated |
| 17 | SVR - LBR - Hex Dog |
| 18 | SVR - LBR - Cylinder Dog |
| 19 | SVR - LBR - Fire Rated |

| | |
|-----|----------|
| 7FT | 7 ft Rod |
| 8FT | 8 ft Rod |

| | |
|----|---------------|
| BF | BEST "F" SFIC |
| KW | Kwikset "KW" |
| WE | Weiser "E" |
| SC | Schlage "C" |
| GA | Yale "GA" |
| LA | Sargent "LA" |
| LC | Less Cylinder |

| Series | Function | Size | Door Height* | Finish | Keyway** | Keying** | Notes |
|-------------|-----------|------------|--------------|------------|-----------|-----------|-------------|
| QED3 | 15 | 36" | 7FT | 689 | BF | KD | XXXX |

| | |
|---------------|-----------------------------------|
| QED3xx | Grade 1 Standard Duty Exit Device |
|---------------|-----------------------------------|

| | |
|------------|------------|
| 36" | 36" Device |
| 48" | 48" Device |

| | |
|------------|--------------------------|
| 689 | Painted Aluminum |
| 690 | Painted Duranodic Bronze |

| | |
|-----------|----------------------------|
| KD | Keyed Different |
| KA | Keyed Alike |
| SK | Special Keying |
| | -Construction Keyed |
| | -Construction Master Keyed |
| | -Maison Keyed |
| | -Master Keyed |
| | -Grand Master Keyed |
| | -Great Grand Master Keyed |
| ZB | Zero Bitted |

* Applies to Surface Vertical Rods only

** Applies to Cylinder Dogged only

Example

If you ordered: QED315 36" 7FT 689 BF KD

You would get: Grade 1 Standard Duty Surface Vertical Rod Exit Device 36", with Cylinder Dogging for a 7 Foot Door, in Painted Aluminum finish. SFIC "F" Keyway, Keyed Different.

STANLEY Commercial Hardware

QED300 Series | Grade 1 | Standard Duty Exit Devices

Standard Duty Exit Device

Available in: 689 & 690



| Model/Series | Functions | Style | Case Qty | List Price |
|--------------|-----------------------------------------------------|-------|----------|------------|
| | | | | 689, 690 |
| QED311 | Rim - Hex Dog | | 4 | 275.00 |
| QED312 | Rim - Cylinder Dog | | 4 | 328.00 |
| QED313 | Rim - Fire Rated | | 4 | 372.00 |
| QED314 | Surface Vertical Rod - Hex Dog | 7FT | 4 | 452.00 |
| QED315 | Surface Vertical Rod - Cylinder Dog | 7FT | 4 | 506.00 |
| QED316 | Surface Vertical Rod - Fire Rated | 7FT | 4 | 575.00 |
| QED317 | Surface Vertical Rod Less Bottom Rod - Hex Dog | 7FT | 4 | 438.00 |
| QED318 | Surface Vertical Rod Less Bottom Rod - Cylinder Dog | 7FT | 4 | 492.00 |
| QED319* | Surface Vertical Rod Less Bottom Rod - Fire Rated | 7FT | 4 | 575.00 |

| Less Cylinder | | | List Price |
|---------------|---------------|--|--------------|
| LC | Less Cylinder | | Deduct 47.00 |

| Trim Options | | List Price |
|--------------|-------------------------------------------|------------|
| 8FT | Vertical rod kit for 8FT door application | Add 15.00 |
| 48" | 48" Device | Add 21.00 |








NOTES:

*QED319 Includes Bottom Fire Latch.

STANLEY Commercial Hardware

QED300 Series | Grade 1 | Standard Duty Exit Devices

LATCH & ROD PARTS (SPECIFY FINISH)

| | Description | Service Part # | List Price |
|------------------------------------------------------------------------------------|----------------------------------------------------------------------------------------------------------------------|----------------|------------|
|  | Top Rod Latch for SVR & LBR - QED314-QED319 (requires screw pack 8Q00130 - see QED300 Other Parts & Screw Packs) | 8Q00111 | 95.00 |
|  | Bottom Rod Latch for SVR - QED314 & QED315 (requires screw pack 8Q00130 - see QED300 Other Parts & Screw Packs) | 8Q00112 | 95.00 |
|  | Bottom Rod Latch for SVR Fire Rated - QED316 (requires screw pack 8Q00130 - see QED300 Other Parts & Screw Packs) | 8Q00113 | 95.00 |
|  | Fire Latch for QED319 SVR-LBR-Fire Rated *Can only be used with Fire Rated LBR devices. | 8Q00279 | 76.00 |
|  | Top Rod for SVR & LBR - QED314 - QED319 (7 Foot) | 8Q00114 | 34.00 |
|  | Top Rod for SVR & LBR - QED314 - QED319 (8 Foot) | 8Q00115 | 39.00 |
|  | Bottom Rod for SVR - QED314, QED315, QED316 | 8Q00116 | 34.00 |

STANLEY Commercial Hardware

QED300 Series | Grade 1 | Standard Duty Exit Devices


STRIKE PARTS

| | Description | Service Part # | List Price |
|-------------------------------------------------------------------------------------|-------------------------------------------------------------------------------------------|----------------|------------|
|  | Strike for Rim Panic - QED311 & QED312 (includes mounting hardware) | 8Q00120 | 24.00 |
|  | Strike for Rim Fire Rated - QED313 (includes mounting hardware) | 8Q00121 | 24.00 |
|  | Double Door Strike for Rim Panic - QED311 & QED312 (includes mounting hardware) | 8Q00208 | 58.00 |
|  | Strike for Top Latch for SVR & LBR - QED314 - QED319 (includes mounting hardware) | 8Q00128 | 24.00 |
|  | Strike for Bottom Latch for SVR - QED314, QED315 & QED316 (includes mounting hardware) | 8Q00127 | 24.00 |
|  | Strike Shim Kit for Rim Devices - 1 piece (2 3/8" Backset for QED300 series) | 8Q00285 | 6.90 |
|  | Strike Shim Kit for Rim Devices - 4 piece (2 3/4" Backset for QED300 series) | 8Q00286 | 21.00 |

STANLEY Commercial Hardware

QED300 Series | Grade 1 | Standard Duty Exit Devices

OTHER PARTS & SCREW PACKS

| | Description | Service Part # | Qty | List Price |
|-------------------------------------------------------------------------------------|-----------------------------------------------------------------------------------------------------------|----------------|-----|------------|
|  | QED300 Series Rim, Head Cap (Specify finish) | 8Q00109 | 1 | 46.00 |
|  | QED300 Series SVR, Head Cap (Specify finish) | 8Q00110 | 1 | 46.00 |
|  | Standard Cam for Mortise Cylinder | 8Q00119 | 1 | 4.60 |
|  | Cam Mounting Screws for Mortise Cylinders (Qty 2) | 8Q00118 | 1 | 1.50 |
|  | QED300 Series Cylinder Mounting Kit for Cylinder Dog Device - QED312, QED315 & QED318 (Specify finish) | 8Q00122 | 1 | 23.00 |
|  | QED300 Series LBR, Head Cap Plug (black) | 8Q00117 | 1 | 1.50 |
|  | QED300 Series Hex Wrench for Hex Dog Devices - QED311, QED314 & QED317 | 8Q00124 | 1 | 1.50 |
|  | QED300 Series Device Mounting Screw Pack | 8Q00125 | 1 | 5.00 |
|  | QED300 Series SVR & LBR, Rod Holder Brackets and Screw Pac- QED314 - QED319 (Specify finish) | 8Q00126 | 1 | 5.00 |
|  | QED300 Series SVR & LBR, Top & Bottom Latch Screw Pac (Specify finish) | 8Q00130 | 1 | 5.00 |
|  | QED300 Series Sex Bolts (Qty 4) (Specify finish) | 8Q00131 | 1 | 6.30 |
|  | QED300 Series End Cap (Specify finish) | 8Q00123 | 1 | 23.00 |

STANLEY Commercial Hardware

QED300 Series | Grade 1 | Standard Duty Exit Devices

THICK DOOR KITS (TDK's)

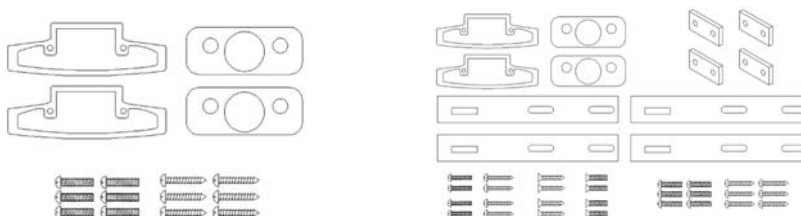
Thick door kits (TDK's) are used to extend the length of the exit trim spindle for non-standard (1 3/4") thick doors. These kits include appropriate length exit trim spindles and fasteners.



| Trim | Door Thickness | | | | List Price |
|--------|----------------|---------|---------|---------|------------|
| | 2" | 2 1/4" | 2 1/2" | 2 3/4" | |
| QET330 | 8Q00419 | 8Q00420 | 8Q00421 | 8Q00422 | 20.00 |
| QET360 | | | | | |
| QET370 | | | | | |
| QET365 | 8Q00423 | 8Q00424 | 8Q00425 | 8Q00426 | |

GLASS BEAD KITS (GBK's) (SPECIFY FINISH)

- Glass bead kits (GBK's) are used to shim exit devices off the face of a door with raised glass beads. Each kit contains (2) 1/8" shims (total clearance of 1/4") and fasteners.
- Requires the use of a thick door kit (TDK) if using an exit device trim.
- Available finishes: 689, 690



| Part # | Device Type | Model | Finishes | List Price |
|---------|-------------|------------------------|-----------|------------|
| 8Q00411 | RIM | QED311, QED312, QED313 | 689 & 690 | 44.00 |
| 8Q00412 | SVR | QED314, QED315, QED316 | | 58.00 |

STANLEY Commercial Hardware

QRM300 Series | Grade 1 | Mullions

| | | | | | | |
|------|-----------------------------------|----|-----------------|--|-----|-------------|
| QRM3 | Mullion Prepped for QED300 Series | | | | 600 | Primer |
| | | KR | Keyed Removable | | 689 | Aluminum |
| | | | | | 695 | Dark Bronze |

| Series | Function | Options | Height | Finish |
|--------|----------|---------|--------|--------|
| QRM3 | 13 | KR | 8' | 689 |

| | | | |
|----|------------|-----|------------------------------------|
| 11 | Standard | 8' | Standard Height |
| 13 | Fire Rated | 9' | Not Available in Fire Rated Option |
| | | 10' | |
| | | 11' | |
| | | 12' | |

Example

If you ordered: QRM313 KR 8' 689

You would get: Keyed Removable, Fire Rated mullion, 8' height, with Aluminum finish. Prepped for QED300 Series strike.

STANLEY Commercial Hardware

QRM300 Series | Grade 1 | Mullions

Applications

Use with Rim Exit Devices on pairs of doors.

Product Specifications

- 2"x 3" (51 mm x 76 mm) steel mullion tube. 1/8" wall thickness.
- Size: Standard for openings 8'0" high, field sizeable for openings less than 8'0". 9', 10', 11' & 12' also available and are field sizeable.
- Mullion is pre-prepped for QED300 Series Exit Devices.
- **Fire Rating 8' 0" high max.**
- Available Finishes: Primer (600), Aluminum (689) and Dark Bronze (695)

Removable Keyed Mullion



Locking KR Headcap
(Rim Cylinder not included)



KEYED REMOVABLE MULLIONS (CONSULT FACTORY FOR LEAD TIMES)

| Order # | Description | List Price | |
|----------------------------------------------------------------------------------------------------------------------------------------------------------------------------------------------------|-------------------------------------|------------|---------|
| | | 600 | 689,695 |
| Mullions include: Mullion Tube, Cap, Base, Fasteners. Cylinder not included. Keyed Removable Mullions utilize Standard Rim Cylinders. Reference Cylinders, Keys & Keying section for more details. | | | |
| QRM311 KR* | Keyed Removable Mullion | 1029.00 | 1154.00 |
| QRM313 KR | Fire Rated, Keyed Removable Mullion | 1237.00 | 1324.00 |
| *NOTE: For heights greater than 8', add \$19 for each additional 12". | | | |

REMOVABLE MULLIONS (CONSULT FACTORY FOR LEAD TIMES)

| Order # | Description | List Price | |
|-----------------------------------------------------------------------|-------------------------------|------------|---------|
| | | 600 | 689,695 |
| Mullions include: Mullion Tube, Cap, Base, Fasteners. | | | |
| QRM311 * | Removable Mullion | 599.00 | 682.00 |
| QRM313 | Fire Rated, Removable Mullion | 772.00 | 855.00 |
| *NOTE: For heights greater than 8', add \$19 for each additional 12". | | | |

STANLEY Commercial Hardware

QET300 Series | Grade 1 | Standard Duty Exit Trims

| QET3xx | Grade 1 Standard Duty Exit Trim | L | Pull | BF | BEST "F" SFIC | KW | Kwikset "KW" | WE | Weiser "E" | SC | Schlage "C" | GA | Yale "GA" | LA | Sargent "LA" | LC | Less Cylinder | | | | | | |
|--------|------------------------------------|--------|--------|--------|---------------|-------|--------------|----|------------|----|-------------|-----|--------------------------|----|--------------|----|----------------------------|---------------------|-----------------|--|--|--|--|
| | | E | Sierra | | | | | | | | | | | | | | | | | | | | |
| | | M | Summit | | | | | | | | | | | | | | | | | | | | |
| | | A | Slate | | | | | | | | | | | | | | | | | | | | |
| | | | | | | | | | | | | | | | | | | | | | | | |
| Series | Function | Design | Finish | Keyway | Keying | Notes | | | | | | | | | | | | | | | | | |
| QET3 | 60 | M | 689 | BF | KD | XXXX | | | | | | | | | | | | | | | | | |
| 20 | DL - Dummy Trim Lever (ANSI 02) | | | | | | | | | | | 689 | Painted Aluminum | | | | | KD | Keyed Different | | | | |
| 25 | DP - Dummy Trim Pull (ANSI 02) | | | | | | | | | | | | | | | | | KA | Keyed Alike | | | | |
| 30 | PL - Passage Lever (ANSI 14) | | | | | | | | | | | 690 | Painted Duranodic Bronze | | | | | SK | Special Keying | | | | |
| 60 | KL - Keyed Lever (ANSI 08) | | | | | | | | | | | | | | | | | -Construction Keyed | | | | | |
| 65 | TP - Thumbpiece (ANSI 05) | | | | | | | | | | | | | | | | -Construction Master Keyed | | | | | | |
| 67 | DT - Dummy Thumbpiece (ANSI 02) | | | | | | | | | | | | | | | | -Maison Keyed | | | | | | |
| 70 | NL - Night Latch Lever (ANSI 03) | | | | | | | | | | | | | | | | -Master Keyed | | | | | | |
| 75 | NL - Pull (ANSI 03) | | | | | | | | | | | | | | | | -Grand Master Keyed | | | | | | |
| 77 | GW - Gull Wing | | | | | | | | | | | | | | | | -Great Grand Master Keyed | | | | | | |
| 80 | Night Latch Lever (ANSI 09) | | | | | | | | | | | | | | | | ZB | Zero Bitted | | | | | |
| 90 | Flat Plate (ANSI 01) | | | | | | | | | | | | | | | | | | | | | | |

Example

If you ordered: QET360 M 689 BF KD

You would get: Grade 1 Escutcheon Trim Lever, Summit design, Aluminum Finish SFIC "F" Keyway, Keyed Different. This Trim Matches to the QED300 Series Exit Devices

STANLEY Commercial Hardware

QET300 Series | Grade 1 | Standard Duty Exit Trims



Escutcheon Trims Sierra (E)

Available in: 689, 690



Escutcheon Trims Summit (M)

Available in: 689, 690

| Model/Series | Functions | Style | Cylinder Type | Case Qty | List Price |
|--------------|----------------------------------------------------|-------|---------------|----------|------------|
| | | | | | 689, 690 |
| QET320 | Dummy Escutcheon Lever - ANSI 02 | E/M/A | - | 12 | 179.00 |
| QET330 | Passage Escutcheon Lever - ANSI 14 | E/M/A | - | 12 | 179.00 |
| QET360 | Keyed Escutcheon Lever (Classroom) - ANSI 08 | E/M/A | Mortise | 12 | 232.00 |
| QET370* | Night Latch Escutcheon Latch (Storeroom) - ANSI 03 | E/M/A | Mortise | 12 | 232.00 |
| QET380 | Night Latch Escutcheon Latch (Storeroom) - ANSI 09 | E/M/A | Mortise | 12 | 232.00 |

NOTES:

* Not recommended for use on exit devices with vertical rods.

Escutcheon Trims Pull & Flat Plates

Available in: 689, 690



Dummy Pull
QET325



Thumb Piece
QET365



Dummy Thumb Piece
QET367



Night Latch Pull
QET375



Gull Wing Pull
QET377



Flat Plate
QET390

| Model/Series | Functions | Style | Cylinder Type | Case Qty | List Price |
|--------------|---------------------------------------------|-------|---------------|----------|------------|
| | | | | | 689, 690 |
| QET325 | Dummy Escutcheon Pull - ANSI 02 | L | --- | 12 | 85.00 |
| QET365* | Thumb Piece Escutcheon Pull - ANSI 05 | L | Mortise | 12 | 251.00 |
| QET367 | Dummy Thumb Piece Escutcheon Pull - ANSI 02 | L | --- | 12 | 85.00 |
| QET375* | Night Latch Escutcheon Pull - ANSI 03 | L | Rim | 12 | 136.00 |
| QET377 | Gull Wing Escutcheon Pull | L | Rim | 12 | 87.00 |
| QET390 | Flat Escutcheon Plate - ANSI 01 | L | --- | 12 | 46.00 |

NOTES:












* Not recommended for use on exit devices with vertical rods.

| Less Cylinder | | | | List Price |
|---------------|---------------|--|--|--------------|
| LC | Less Cylinder | | | Deduct 47.00 |

STANLEY Commercial Hardware

QET300 Series | Grade 1 | Standard Duty Exit Trims

OTHER PARTS & SCREW PACKS

| | Description | Service Part # | Qty | List Price |
|-------------------------------------------------------------------------------------|-----------------------------------------------------------------------------------------------------------------|----------------|-----|------------|
|  | QET300 Series Screw Pack for Pull Plates - QET325 & QET375 | 8Q00134 | 1 | 1.30 |
|  | QET300 Series Cylinder Lock and Screw Pack for Thumb Piece Pulls - QET365 | 8Q00136 | 1 | 5.80 |
|  | QET300 Series Screw Pack, Cylinder Mounting Hardware & Square Pin for Escutcheon Trims - QET360, QET370, QET380 | 8Q00137 | 1 | 9.20 |
|  | QET300 Series Screw Pack & Square Pin for Escutcheon Trims - QET320 & QET330 | 8Q00206 | 1 | 4.60 |
|  | QET300 Series Cylinder Collar (Specify finish) | 8Q00138 | 1 | 24.00 |
|  | QET300 Series Sex Nuts for Flat Plate - QET390 (Qty 2) (Specify finish) | 8Q00139 | 1 | 5.80 |
|  | Rim Cylinder Tailpiece | 8Q00140 | 1 | 2.50 |
|  | Rim Cylinder Tailpiece- Thick Door (Measures 2-3/8") | 8Q00480 | 1 | 2.50 |
|  | Standard Cam for Mortise Cylinder | 8Q00119 | 1 | 4.60 |
|  | Cam Mounting Screws for Mortise Cylinders (Qty 2) | 8Q00118 | 1 | 1.50 |
|  | Rim Cylinder Retaining Cup | 8Q00529 | 1 | 5.80 |

STANLEY Commercial Hardware

QRT300 Series | Grade 1 | Standard Duty Round Rose Exit Trims

| | | | | | | | |
|--------|------------------------------|-----|--------------------------|----|--------|----|----------------------------|
| QRT3xx | Standard Duty Rose Exit Trim | E | Sierra | M | Summit | BF | BEST "F" SFIC* |
| | | | | | | KW | Kwikset "KW" |
| | | | | | | WE | Weiser "E" |
| | | | | | | SC | Schlage "C" |
| | | | | | | GA | Yale "GA" |
| | | | | | | LA | Sargent "LA" |
| QRT3 | 61 | E | 689 | BF | KD | LC | Less Cylinder |
| | | | | | | | |
| | | | | | | | |
| | | | | | | | |
| | | | | | | | |
| | | | | | | | |
| 20 | DL - Dummy Trim Lever | 626 | Satin Chrome | | | KD | Keyed Different |
| 30 | PL - Passage Lever | 689 | Painted Aluminum | | | KA | Keyed Alike |
| 60 | KL - Keyed Lever | 690 | Painted Duranodic Bronze | | | SK | Special Keying |
| 61 | KL - Keyed Lever SFIC | | | | | | -Construction Keyed |
| 70 | NL - Night Latch Lever | | | | | | -Construction Master Keyed |
| 71 | NL - Night Latch Lever SFIC | | | | | | -Maison Keyed |
| | | | | | | | -Master Keyed |
| | | | | | | | -Grand Master Keyed |
| | | | | | | | -Great Grand Master Keyed |
| | | | | | | ZB | Zero Bitted |

*BEST "F" SFIC only on QRT 361 and QRT 371.

Example

If you ordered: QRT361 E 689 BF KD


You would get: Standard Duty Keyed Lever Round Rose Trim, Sierra Lever, Painted Aluminum Finish, SFIC "F" Keyway, Keyed Different. This Trim Matches to the QED300 Series Exit Devices

STANLEY Commercial Hardware

QRT300 Series | Grade 1 | Standard Duty Round Rose Exit Trims


Round Rose Trims Sierra (E)

Available in: 689, 690



Round Rose Trims Summit (M)

Available in: 689, 690







| Model / Series | Functions | Style | Case Qty | List Price | List Price |
|----------------|------------------------------------|-------|----------|------------|------------|
| | | | | 626 | 689, 690 |
| QRT320 | Dummy Lever | E/M | 12 | 148.00 | 117.00 |
| QRT330 | Passage Lever | E/M | 12 | 148.00 | 117.00 |
| QRT360 | Keyed Lever (Classroom) | E/M | 12 | 187.00 | 156.00 |
| QRT361 | Keyed Lever SFIC (Classroom) | E/M | 12 | 210.00 | 179.00 |
| QRT370 | Night Latch Lever (Storeroom) | E/M | 12 | 187.00 | 156.00 |
| QRT371 | Night Latch Lever SFIC (Storeroom) | E/M | 12 | 210.00 | 179.00 |

STANLEY Commercial Hardware

QRT300 Series | Grade 1 | Standard Duty Round Rose Exit Trims

OTHER PARTS & SCREW PACKS

| | Description | Service Part # | Qty | List Price |
|------------------------------------------------------------------------------------|---------------------------------------------------------------------------------|----------------|-----|------------|
|  | Tailpiece QRT300 Series | 8Q00073 | 1 | 2.50 |
|  | Screw pack for QRT300 series trims (Specify finish) | 8Q00219 | 1 | 2.30 |
|  | Strike shim kit for rim devices- 1 piece (2 3/8" Backset for QED300 series) | 8Q00285 | 1 | 6.90 |
|  | Strike shim kit for rim devices - 4 piece (2 3/4" Backset for QED300 series) | 8Q00286 | 1 | 21.00 |

| Less Cylinder | | | List Price |
|---------------|--------------------|--|--------------|
| LC | Less Cylinder | | Deduct 21.00 |
| | Less SFIC Cylinder | | Deduct 44.00 |

STANLEY Commercial Hardware

QDC100 Series | Grade 1 | Extra Duty Door Closers

| | | | | | | | |
|-----------|----------------------------------------------------|---------------------------------------------------------------------------------------------------------------------------------------------|--|-----------|-----------------------------------|----------|-----------------------|
| | | <table><tr><td>R</td><td>Full-Sized Rounded Plastic Cover*</td></tr><tr><td>M</td><td>Full-Size Metal Cover</td></tr></table> | | R | Full-Sized Rounded Plastic Cover* | M | Full-Size Metal Cover |
| R | Full-Sized Rounded Plastic Cover* | | | | | | |
| M | Full-Size Metal Cover | | | | | | |
| 00 | Closer Body (No Arms Included) | | | | | | |
| 11 | Tri-Pack Arm | | | | | | |
| 12 | Tri-Pack Arm with Hold-Open | | | | | | |
| 13 | Extra Duty Arm with Compression Stop | | | | | | |
| 14 | Extra Duty Arm with Hold-Open and Compression Stop | | | | | | |
| 15 | Extra Duty Arm | | | | | | |
| 16 | Extra Duty Arm with Hold-Open | | | | | | |
| 17 | Extra Duty Arm with Stop | | | | | | |
| 18 | Extra Duty Arm with Hold-Open and Stop | | | | | | |
| 19 | Extra Duty Arm with Spring Stop | | | | | | |
| 20 | Extra Duty Arm with Hold-Open and Spring Stop | | | | | | |
| | | <table><tr><td>BF</td><td>Barrier Free</td></tr></table> | | BF | Barrier Free | | |
| BF | Barrier Free | | | | | | |
| | | | | | | | |
| | | | | | | | |
| | | | | | | | |
| | | | | | | | |
| | | | | | | | |
| | | | | | | | |
| | | | | | | | |
| | | | | | | | |
| | | | | | | | |
| | | | | | | | |
| | | | | | | | |
| | | | | | | | |
| | | | | | | | |
| | | | | | | | |
| | | | | | | | |
| | | | | | | | |
| | | | | | | | |
| | | | | | | | |
| | | | | | | | |
| | | | | | | | |
| | | | | | | | |
| | | | | | | | |
| | | | | | | | |
| | | | | | | | |
| | | | | | | | |
| | | | | | | | |
| | | | | | | | |
| | | | | | | | |
| | | | | | | | |
| | | | | | | | |
| | | | | | | | |
| | | | | | | | |
| | | | | | | | |
| | | | | | | | |
| | | | | | | | |
| | | | | | | | |
| | | | | | | | |
| | | | | | | | |
| | | | | | | | |
| | | | | | | | |
| | | | | | | | |
| | | | | | | | |
| | | | | | | | |
| | | | | | | | |
| | | | | | | | |
| | | | | | | | |
| | | | | | | | |
| | | | | | | | |
| | | | | | | | |
| | | | | | | | |
| | | | | | | | |
| | | | | | | | |
| | | | | | | | |
| | | | | | | | |
| | | | | | | | |
| | | | | | | | |
| | | | | | | | |
| | | | | | | | |
| | | | | | | | |
| | | | | | | | |
| | | | | | | | |
| | | | | | | | |
| | | | | | | | |
| | | | | | | | |
| | | | | | | | |
| | | | | | | | |
| | | | | | | | |
| | | | | | | | |
| | | | | | | | |
| | | | | | | | |
| | | | | | | | |
| | | | | | | | |
| | | | | | | | |
| | | | | | | | |
| | | | | | | | |
| | | | | | | | |
| | | | | | | | |
| | | | | | | | |
| | | | | | | | |
| | | | | | | | |
| | | | | | | | |
| | | | | | | | |
| | | | | | | | |
| | | | | | | | |
| | | | | | | | |
| | | | | | | | |
| | | | | | | | |
| | | | | | | | |
| | | | | | | | |
| | | | | | | | |
| | | | | | | | |
| | | | | | | | |
| | | | | | | | |
| | | | | | | | |
| | | | | | | | |
| | | | | | | | |
| | | | | | | | |
| | | | | | | | |
| | | | | | | | |
| | | | | | | | |
| | | | | | | | |
| | | | | | | | |
| | | | | | | | |
| | | | | | | | |
| | | | | | | | |
| | | | | | | | |
| | | | | | | | |
| | | | | | | | |
| | | | | | | | |
| | | | | | | | |
| | | | | | | | |
| | | | | | | | |
| | | | | | | | |
| | | | | | | | |
| | | | | | | | |
| | | | | | | | |
| | | | | | | | |
| | | | | | | | |
| | | | | | | | |
| | | | | | | | |
| | | | | | | | |
| | | | | | | | |
| | | | | | | | |
| | | | | | | | |
| | | | | | | | |
| | | | | | | | |
| | | | | | | | |
| | | | | | | | |
| | | | | | | | |
| | | | | | | | |
| | | | | | | | |
| | | | | | | | |
| | | | | | | | |
| | | | | | | | |
| | | | | | | | |
| | | | | | | | |
| | | | | | | | |
| | | | | | | | |
| | | | | | | | |
| | | | | | | | |
| | | | | | | | |
| | | | | | | | |
| | | | | | | | |
| | | | | | | | |
| | | | | | | | |
| | | | | | | | |
| | | | | | | | |
| | | | | | | | |
| | | | | | | | |
| | | | | | | | |
| | | | | | | | |
| | | | | | | | |
| | | | | | | | |
| | | | | | | | |
| | | | | | | | |
| | | | | | | | |
| | | | | | | | |
| | | | | | | | |
| | | | | | | | |
| | | | | | | | |
| | | | | | | | |
| | | | | | | | |
| | | | | | | | |
| | | | | | | | |
| | | | | | | | |
| | | | | | | | |
| | | | | | | | |
| | | | | | | | |
| | | | | | | | |
| | | | | | | | |
| | | | | | | | |
| | | | | | | | |
| | | | | | | | |
| | | | | | | | |
| | | | | | | | |
| | | | | | | | |
| | | | | | | | |
| | | | | | | | |
| | | | | | | | |
| | | | | | | | |
| | | | | | | | |
| | | | | | | | |
| | | | | | | | |
| | | | | | | | |
| | | | | | | | |
| | | | | | | | |
| | | | | | | | |
| | | | | | | | |
| | | | | | | | |
| | | | | | | | |
| | | | | | | | |
| | | | | | | | |
| | | | | | | | |
| | | | | | | | |
| | | | | | | | |
| | | | | | | | |
| | | | | | | | |
| | | | | | | | |
| | | | | | | | |
| | | | | | | | |
| | | | | | | | |
| | | | | | | | |
| | | | | | | | |
| | | | | | | | |
| | | | | | | | |
| | | | | | | | |
| | | | | | | | |
| | | | | | | | |
| | | | | | | | |
| | | | | | | | |
| | | | | | | | |
| | | | | | | | |
| | | | | | | | |
| | | | | | | | |
| | | | | | | | |
| | | | | | | | |
| | | | | | | | |
| | | | | | | | |
| | | | | | | | |
| | | | | | | | |
| | | | | | | | |
| | | | | | | | |

* R - Ships standard

NOTES:

Sex nuts and self tapping screws come standard with QDC100 series door closers.


Example

If you ordered: QDC111 R 689

You would get: Grade 1 Extra Duty Closer - Full Adjustable (Sized 1-6),
Tri-pack Arm with Both Delayed Action & Back Check
Standard, Round Plastic Cover, Sex Nuts, Self Tapping Screws, Painted Aluminum finish

STANLEY Commercial Hardware

QDC100 Series | Grade 1 | Extra Duty Door Closers



Tri-Pack Arm

Available in: 689, 690 & 696

| Model/Series | Functions | Case Qty | List Price |
|--------------|--------------------------------------------------------------------------------|----------|----------------|
| | | | 689, 690 & 696 |
| QDC100 | Closer Body (Includes Rounded Cover, Screws & Sex Bolt) | 3 | 286.00 |
| QDC100BF | Closer Body w/Barrier Free Option (Includes Rounded Cover, Screws & Sex Bolts) | 3 | 286.00 |
| QDC111 | Tri-Pack Arm | 3 | 350.00 |
| QDC112 | Tri-Pack Arm with Hold-Open | 1 | 396.00 |
| QDC113 | Extra Duty Arm with Compression Stop | 1 | 410.00 |
| QDC114 | Extra Duty Arm with Hold-Open and Compression Stop | 1 | 433.00 |
| QDC115 | Extra Duty Arm | 1 | 379.00 |
| QDC116 | Extra Duty Arm with Hold-Open | 1 | 401.00 |
| QDC117 | Extra Duty Arm with Stop | 1 | 390.00 |
| QDC118 | Extra Duty Arm with Hold-Open and Stop | 1 | 412.00 |
| QDC119 | Extra Duty Arm with Spring Stop | 1 | 481.00 |
| QDC120 | Extra Duty Arm with Hold Open and Spring Stop | 1 | 503.00 |

| | Order With Closer | Description | With Closer | Service Part # | List Price |
|-------------------------------------------------------------------------------------|-------------------|--------------------------------------|-------------|----------------|------------|
|  | SN | Sex Nuts (Qty 4) (Specify finish) | NC | 8Q00097 | 6.30 |
|  | S/TAP | Self Tapping Screws (Specify Finish) | NC | 8Q00436 | 15.00 |
|  | M | QDC100 Series Metal Cover - RH | Add 57.00 | 8Q01140 | 57.00 |
|  | M | QDC100 Series Metal Cover - LH | Add 57.00 | 8Q01141 | 57.00 |
|  | R | Rounded Plastic Cover 689 | NC | 8Q00540 | 29.00 |
| | | Rounded Plastic Cover 690 | | 8Q00541 | |
| | | Rounded Plastic Cover 696 | | 8Q00542 | |





















NOTES:

Consult factory for lead times on Barrier Free (BF) closers and on 696 finish.

STANLEY Commercial Hardware

QDC100 Series | Grade 1 | Extra Duty Door Closers

OTHER PARTS & SCREW PACKS (SPECIFY FINISH)

| | Description | Service Part # | Qty | List Price |
|-------------------------------------------------------------------------------------|-----------------------------------------------------------------------------------------------------------------|----------------|-----|------------|
|  | Tri-Pack Arm (requires screw pack 8Q00457) | 8Q00462 | 1 | 64.00 |
|  | Tri-Pack Arm with Hold-Open (requires screw pack 8Q00458) | 8Q00463 | 1 | 122.00 |
|  | Extra Duty Arm with Compression Stop (requires screw pack 8Q00459) | 8Q00464 | 1 | 137.00 |
|  | Extra Duty Arm with Hold-Open and Compression Stop (requires screw pack 8Q00459) | 8Q00465 | 1 | 151.00 |
|  | Extra Duty Arm (requires screw pack 8Q00460) | 8Q00466 | 1 | 126.00 |
|  | Extra Duty Arm with Hold-Open - Right Hand (requires screw pack 8Q00460) | 8Q00467 | 1 | 140.00 |
|  | Extra Duty Arm with Hold-Open - Left Hand (requires screw pack 8Q00460) | 8Q00468 | 1 | 140.00 |
|  | Extra Duty Arm with Stop (requires screw pack 8Q00459) | 8Q01142 | 1 | 130.00 |
|  | Extra Duty Arm with Hold-Open and Stop (requires screw pack 8Q00459) | 8Q01143 | 1 | 144.00 |
|  | QDC100 Series Plastic Cover | 8Q00461 | 1 | 32.00 |
|  | Mounting Screw Pack for QDC100 Series | 8Q00456 | 1 | 25.00 |
|  | Screw Pack for QDC111 Tri-Pack Arm | 8Q00587 | 1 | 15.00 |
|  | Screw Pack for QDC112 Tri-Pack Arm with Hold-Open | 8Q00458 | 1 | 14.00 |
|  | Screw Pack for QDC113 Extra Duty Arm with Hold-Open & QDC114 Extra Duty Arm with Hold-Open and Compression Stop | 8Q00459 | 1 | 14.00 |
|  | Screw Pack for QDC115 Extra Duty Arm & QDC116 Extra Duty Arm with Hold-Open | 8Q00460 | 1 | 14.00 |
|  | QDC100 Drop Plate Kit - Pull Side, Regular Arm (requires screw pack 8Q00473) | 8Q00469 | 1 | 47.00 |
|  | QDC100 Drop Plate Kit - Push Side, Top Jamb (requires screw pack 8Q00473) | 8Q00470 | 1 | 47.00 |
|  | QDC100 Drop Plate Kit - Push Side, Parallel Arm (requires screw pack 8Q00473) | 8Q00471 | 1 | 47.00 |
|  | QDC100 Drop Plate Kit - Push Side, Top Jamb (requires screw pack 8Q00473) | 8Q00472 | 1 | 47.00 |
|  | Screw Pack for QDC100 Drop Plates | 8Q00473 | 1 | 2.90 |

STANLEY Commercial Hardware

QDC100 Series | Grade 1 | Extra Duty Door Closers

OTHER PARTS & SCREW PACKS (SPECIFY FINISH)

| | Description | Service Part # | Qty | List Price |
|----------|----------------------------------------------------------------------|----------------|-----|------------|
| NO IMAGE | Spring Stop Only for Retrofit on QDC113, 114, 117, 118 in Finish 689 | 8Q00584 | 1 | 109.00 |
| NO IMAGE | Spring Stop Only for Retrofit on QDC113, 114, 117, 118 in Finish 690 | 8Q00585 | 1 | 109.00 |
| NO IMAGE | Spring Stop Only for Retrofit on QDC113, 114, 117, 118 in Finish 696 | 8Q00586 | 1 | 72.00 |
| NO IMAGE | Extra Duty Arm with Spring Stop in Finish 689 | 8Q00534 | 1 | 221.00 |
| NO IMAGE | Extra Duty Arm with Spring Stop in Finish 690 | 8Q00535 | 1 | 221.00 |
| NO IMAGE | Extra Duty Arm with Spring Stop in Finish 696 | 8Q00536 | 1 | 221.00 |
| NO IMAGE | Extra Duty Arm with Hold-Open and Spring Stop in Finish 689 | 8Q00537 | 1 | 236.00 |
| NO IMAGE | Extra Duty Arm with Hold-Open and Spring Stop in Finish 690 | 8Q00538 | 1 | 236.00 |
| NO IMAGE | Extra Duty Arm with Hold-Open and Spring Stop in Finish 696 | 8Q00539 | 1 | 236.00 |

STANLEY Commercial Hardware

QDC200 Series | Grade 1 | Heavy Duty Door Closers

| | | | | | |
|-----------|----------------------------------------------------|--|--|--|--|
| 00 | Closer Body (No Arms Included) | | | | |
| 11 | Tri-Pack Arm | | | | |
| 12 | Tri-Pack Arm with Hold-Open | | | | |
| 13 | Heavy Duty Arm with Compression Stop | | | | |
| 14 | Heavy Duty Arm with Hold-Open and Compression Stop | | | | |

| | |
|------------|--------------------------|
| 689 | Painted Aluminum |
| 690 | Painted Duranodic Bronze |
| 696 | Painted Brass |

| Series | Function | Trim | Finish |
|-------------|-----------|----------|------------|
| QDC2 | 11 | F | 689 |

| | |
|---------------|----------------------------------|
| QDC2xx | Grade 1 Heavy Duty Architectural |
|---------------|----------------------------------|

| | |
|----------|-----------------|
| F | Full Size Cover |
| S | Slim Line Cover |

NOTES:

Sex nuts and self tapping screws come standard with QDC200 series door closers.

Example

If you ordered: QDC211 F 689

You would get: Grade 1 Heavy Duty Slim line Non-Hold Open Door Closer - Full Adjustable (Sized 1-6), Tri-packed Arms with Both Delayed Action & Back Check Standard, Full Sized cover, Painted Aluminum finish, Sex Nuts and Self Tapping Screws

STANLEY Commercial Hardware

QDC200 Series | Grade 1 | Heavy Duty Door Closers

Tri-Pack Arm

Available in: 689, 690 & 696



Tri-Pack Arm with Hold-Open

Available in: 689, 690 & 696



Heavy Duty Arm with Compression Stop

Available in: 689, 690 & 696





Heavy Duty Arm with Hold-Open and Compression Stop

Available in: 689, 690 & 696



| Model / Series | Functions | Case Qty | List Price |
|----------------|---------------------------------------------------------------|----------|----------------|
| | | | 689, 690 & 696 |
| QDC200 | Closer Body (Includes Closer Body, Cover, Screws & Sex Bolts) | 6 | 197.00 |
| QDC211 | Tri-Pack Arm | 6 | 241.00 |
| QDC212 | Tri-Pack Arm with Hold-Open | 6 | 280.00 |
| QDC213 | Heavy Duty Arm with Compression Stop | 3 | 349.00 |
| QDC214 | Heavy Duty Arm with Hold-Open and Compression Stop | 3 | 369.00 |

| | Order with Closer | Description | With Closer | Service Part # | List Price |
|-------------------------------------------------------------------------------------|-------------------|----------------------------------------------|----------------|----------------|----------------|
| | | | 689, 690 & 696 | | 689, 690 & 696 |
|  | F | Full Size Cover (Specify Finish) | NC | 8Q00094 | 22.00 |
|  | S | Slim Cover (Specify Finish) | NC | 8Q00096 | 22.00 |
|  | SN | Sex Nuts (Qty 4) (Specify Finish) | NC | 8Q00097 | 6.30 |
|  | S/TAP | Self Tapping Screws (Qty 8) (Specify Finish) | NC | 8Q00436 | 15.00 |




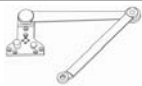












NOTES:

Consult factory for lead times on 696 finish.

STANLEY Commercial Hardware

QDC200 Series | Grade 1 | Heavy Duty Door Closers

OTHER PARTS & SCREW PACKS (SPECIFY FINISH)

| | Description | Service Part # | Qty | List Price |
|-------------------------------------------------------------------------------------|------------------------------------------------------------------------------------------------------------------------|----------------|-----|------------|
|  | QDC200 Series Plastic Installation Template | 8Q00454 | 1 | 41.00 |
|  | Tri-Pack Arm (requires screw pack 8Q00100) | 8Q00087 | 1 | 44.00 |
|  | Tri-Pack Arm with Hold-Open (requires screw pack 8Q00099) | 8Q00088 | 1 | 85.00 |
|  | Heavy Duty Arm with Compression Stop (requires screw pack 8Q00098) | 8Q00089 | 1 | 98.00 |
|  | Heavy Duty Arm with Hold-Open and Compression Stop (requires screw pack 8Q00098) | 8Q00090 | 1 | 109.00 |
|  | Pinion Cap - QDC200 Series | 8Q00092 | 1 | 6.30 |
|  | Parallel Arm Bracket (requires screw pack 8Q00102) | 8Q00093 | 1 | 8.90 |
|  | Screw Pack for QDC213 Heavy Duty Arm with Compression Stop & QDC214 Heavy Duty Arm with Hold-Open and Compression Stop | 8Q00098 | 1 | 2.80 |
|  | Screw Pack for QDC212 Tri-Pack Arm with Hold Open | 8Q00099 | 1 | 2.80 |
|  | Mounting Screw Pack for QDC200 Series | 8Q00100 | 1 | 2.80 |
|  | Screw Pack for Parallel Arm Bracket | 8Q00102 | 1 | 2.80 |
|  | Self Tapping Screw Pack (Qty 8) | 8Q00436 | 1 | 15.00 |
|  | Small Drop Plate Kit for QDC200 Series, Pull & Push (2.44" x 12.97") Top Jamb & Regular Arm | 8Q00105 | 1 | 41.00 |
|  | Large Drop Plate Kit for QDC200 Series, Pull & Push (3.47" x 12.97") Top Jamb & Regular Arm | 8Q00106 | 1 | 41.00 |
|  | Small Drop Plate Kit for QDC200 Series, Push (2.94" x 12.97") Parallel Arm | 8Q00107 | 1 | 41.00 |
|  | Large Drop Plate Kit for QDC200 Series, Push Parallel Arm | 8Q00108 | 1 | 41.00 |

STANLEY Commercial Hardware

QDC300 Series | Grade 1 | Standard Duty Door Closers

| | | | | | |
|-----------|----------------------------------------------------|--|--|------------|--------------------------|
| 00 | Closer Body (No Arms Included) | | | | |
| 11 | Tri-Pack Arm | | | | |
| 12 | Tri-Pack Arm with Hold-Open | | | | |
| 13 | Heavy Duty Arm with Compression Stop | | | | |
| 14 | Heavy Duty Arm with Hold-Open and Compression Stop | | | | |
| | | | | 689 | Painted Aluminum |
| | | | | 690 | Painted Duranodic Bronze |
| | | | | 696 | Painted Brass |

| Series | Function | Trim | Finish | Options |
|-------------|-----------|----------|------------|---------|
| QDC3 | 11 | F | 689 | |

| | | | | |
|---------------|-----------------------|--|--|--|
| QDC3xx | Grade 1 Standard Duty | | | |
|---------------|-----------------------|--|--|--|

| | | | |
|-----------|-----------------|--|--|
| F | Full Size Cover | | |
| NC | No Cover | | |

| | | | |
|-----------|--------------|--|--|
| BF | Barrier Free | | |
|-----------|--------------|--|--|

NOTES:

Sex nuts and self tapping screws come standard with QDC300 series door closers.

Example

If you ordered: QDC311 F 689

You would get: Grade 1 Standard Duty Non-Hold Open Door Closer - Full Adjustable (Sized 1-6), Tri-packed Arms with Both Delayed Action & Back Check Standard, Full Sized cover, Painted Aluminum finish, Sex Nuts and Self Tapping Screws

STANLEY Commercial Hardware

QDC300 Series | Grade 1 | Standard Duty Door Closers

Tri-Pack Arm

Available in: 689, 690 & 696



Tri-Pack Arm with Open Arm

Available in: 689, 690 & 696



Heavy Duty Arm with Compression Stop

Available in: 689, 690 & 696






Heavy Duty Arm with Hold Open and Compression Stop

Available in: 689, 690 & 696



| Model / Series | Functions | Case Qty | List Price |
|----------------|---------------------------------------------------------------|----------|----------------|
| | | | 689, 690 & 696 |
| QDC300 | Closer Body (Includes Closer Body, Cover, Screws & Sex Bolts) | 6 | 128.00 |
| QDC311 | Tri-Pack Arm | 6 | 194.00 |
| QDC312 | Tri-Pack Arm with Hold-Open | 6 | 230.00 |
| QDC313 | Heavy Duty Arm with Compression Stop | 3 | 298.00 |
| QDC314 | Heavy Duty Arm with Hold-Open and Compression Stop | 3 | 316.00 |

| Order With Closer | | Description | With Closer | Service Part # | List Price |
|-------------------------------------------------------------------------------------|-------|-----------------------------------|-------------|----------------|------------|
|  | F | Full Size Cover (Specify finish) | Add 22.00 | 8Q00095 | 22.00 |
|  | SN | Sex Nuts (Qty 4) (Specify finish) | NC | 8Q00097 | 6.30 |
|  | S/TAP | Self Tapping Screws (Qty 8) | NC | 8Q00436 | 15.00 |




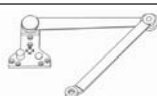










NOTES:

Consult factory for lead times on Barrier Free (BF) closers and on 696 finish.

STANLEY Commercial Hardware

QDC300 Series | Grade 1 | Standard Duty Door Closers

OTHER PARTS & SCREW PACKS (SPECIFY FINISH)

| | Description | Service Part # | Qty | List Price |
|-------------------------------------------------------------------------------------|-------------------------------------------------------------------------------------|----------------|-----|------------|
|  | QDC300 Series Plastic Installation Template | 8Q00455 | 1 | 39.00 |
|  | Tri-Pack Arm (requires screw pack 8Q00100) | 8Q00087 | 1 | 44.00 |
|  | Tri-Pack Arm with Hold-Open (requires screw pack 8Q00099) | 8Q00088 | 1 | 85.00 |
|  | Heavy Duty Arm with Compression Stop (requires screw pack 8Q00098) | 8Q00089 | 1 | 98.00 |
|  | Heavy Duty Arm with Hold-Open and Compression Stop (requires screw pack 8Q00098) | 8Q00090 | 1 | 109.00 |
|  | Pinion Cap - QDC300 Series | 8Q00092 | 1 | 6.30 |
|  | Parallel Arm Bracket (requires screw pack 8Q00102) | 8Q00093 | 1 | 8.90 |
|  | Screw Pack for QDC313 Dead Stop (Cush) Arm & QDC314 Dead Stop (Cush) Arm Hold-Open | 8Q00098 | 1 | 2.80 |
|  | Screw Pack for QDC312 Hold-Open Arm | 8Q00099 | 1 | 2.80 |
|  | Mounting Screw Pack for QDC300 Series | 8Q00100 | 1 | 2.80 |
|  | Screw Pack for Parallel Arm Bracket | 8Q00102 | 1 | 2.80 |
|  | Self tapping screw pack (Qty 8) | 8Q00436 | 1 | 15.00 |
|  | Small Drop Plate Kit for QDC300 Series, (2.38" x 9.76") | 8Q00103 | 1 | 39.00 |
|  | Large Drop Plate Kit for QDC300 Series, (3.27" x 9.76") | 8Q00104 | 1 | 39.00 |

STANLEY Commercial Hardware

Weights & Measurements

| | | | | | Case Box | | | Unit Box | | |
|--------------------------------------------|--------------------------------|-------------|----------|------------|----------|-------|--------|----------|-------|--------|
| Product | Function | Unit Weight | Case Qty | Pallet Qty | Length | Width | Height | Length | Width | Height |
| QMS/QME/QML SERIES - GRADE 1 MORTISE LOCKS | | | | | | | | | | |
| Sectional Trims | | | | | | | | | | |
| QMS120 | Single Dummy Sectional | 1.23 | 4 | 96 | 17 | 14.25 | 10 | 13.38 | 8.63 | 4 |
| QMS122 | Full Dummy Sectional | 1.8 | 4 | 96 | 17 | 14.25 | 10 | 13.38 | 8.63 | 4 |
| QMS130 | Passage Sectional | 4.83 | 4 | 96 | 17 | 14.25 | 10 | 13.38 | 8.63 | 4 |
| QMS140 | Privacy Sectional | 5.75 | 4 | 96 | 17 | 14.25 | 10 | 13.38 | 8.63 | 4 |
| QMS145 | Privacy w/ Deadbolt Sectional | 6 | 4 | 96 | 17 | 14.25 | 10 | 13.38 | 8.63 | 4 |
| QMS150 | Entry Sectional | 5.85 | 4 | 96 | 17 | 14.25 | 10 | 13.38 | 8.63 | 4 |
| QMS152 | Exit Sectional | 6.50 | 4 | 96 | 17 | 14.25 | 10 | 13.38 | 8.63 | 4 |
| QMS154 | Corridor Sectional | 6.56 | 4 | 96 | 17 | 14.25 | 10 | 13.38 | 8.63 | 4 |
| QMS158 | Dormitory Sectional | 6.64 | 4 | 96 | 17 | 14.25 | 10 | 13.38 | 8.63 | 4 |
| QMS160 | Classroom Sectional | 5.79 | 4 | 96 | 17 | 14.25 | 10 | 13.38 | 8.63 | 4 |
| QMS162 | Classroom Security Sectional | 6.42 | 4 | 96 | 17 | 14.25 | 10 | 13.38 | 8.63 | 4 |
| QMS164 | Apartment Sectional | 6.42 | 4 | 96 | 17 | 14.25 | 10 | 13.38 | 8.63 | 4 |
| QMS170 | Storeroom Sectional | 5.61 | 4 | 96 | 17 | 14.25 | 10 | 13.38 | 8.63 | 4 |
| QMS172 | Institutional Sectional | 6.20 | 4 | 96 | 17 | 14.25 | 10 | 13.38 | 8.63 | 4 |
| QMS174 | Store Door Sectional | 6.53 | 4 | 96 | 17 | 14.25 | 10 | 13.38 | 8.63 | 4 |
| Escutcheon Trims | | | | | | | | | | |
| QME120 | Single Dummy Escutcheon | 2.30 | 4 | 96 | 17 | 14.25 | 10 | 13.38 | 8.63 | 4 |
| QME122 | Full Dummy Escutcheon | 3.80 | 4 | 96 | 17 | 14.25 | 10 | 13.38 | 8.63 | 4 |
| QME130 | Passage Escutcheon | 6.04 | 4 | 96 | 17 | 14.25 | 10 | 13.38 | 8.63 | 4 |
| QME140 | Privacy Escutcheon | 6.44 | 4 | 96 | 17 | 14.25 | 10 | 13.38 | 8.63 | 4 |
| QME145 | Privacy w/ Deadbolt Escutcheon | 6.68 | 4 | 96 | 17 | 14.25 | 10 | 13.38 | 8.63 | 4 |
| QME150 | Entry Escutcheon | 6.93 | 4 | 96 | 17 | 14.25 | 10 | 13.38 | 8.63 | 4 |
| QME152 | Exit Escutcheon | 7.45 | 4 | 96 | 17 | 14.25 | 10 | 13.38 | 8.63 | 4 |
| QME154 | Corridor Escutcheon | 7.51 | 4 | 96 | 17 | 14.25 | 10 | 13.38 | 8.63 | 4 |
| QME158 | Dormitory Escutcheon | 7.65 | 4 | 96 | 17 | 14.25 | 10 | 13.38 | 8.63 | 4 |
| QME160 | Classroom Escutcheon | 6.78 | 4 | 96 | 17 | 14.25 | 10 | 13.38 | 8.63 | 4 |
| QME162 | Classroom Security Escutcheon | 7.41 | 4 | 96 | 17 | 14.25 | 10 | 13.38 | 8.63 | 4 |
| QME164 | Apartment Escutcheon | 7.41 | 4 | 96 | 17 | 14.25 | 10 | 13.38 | 8.63 | 4 |
| QME170 | Storeroom Escutcheon | 6.58 | 4 | 96 | 17 | 14.25 | 10 | 13.38 | 8.63 | 4 |
| QME172 | Institutional Escutcheon | 7.18 | 4 | 96 | 17 | 14.25 | 10 | 13.38 | 8.63 | 4 |
| QME174 | Store Door Escutcheon | 7.52 | 4 | 96 | 17 | 14.25 | 10 | 13.38 | 8.63 | 4 |
| Deadlocks | | | | | | | | | | |
| QML180 | Single Cylinder Deadlock | 2.68 | 10 | 300 | 20.87 | 13.39 | 7.09 | 10 | 5.9 | 2.36 |
| QML182 | Double Cylinder Deadlock | 2.95 | 10 | 300 | 20.87 | 13.39 | 7.09 | 10 | 5.9 | 2.36 |
| QML184 | Single Sided Deadlock | 2.28 | 10 | 300 | 20.87 | 13.39 | 7.09 | 10 | 5.9 | 2.36 |
| QML186 | Classroom Deadlock | 2.68 | 10 | 300 | 20.87 | 13.39 | 7.09 | 10 | 5.9 | 2.36 |

Weights & Measurements

| Product | Function | Unit Weight | Case Qty | Pallet Qty | Case Box | | | Unit Box | | |
|--------------------------------------------|----------------------|-------------|----------|------------|----------|-------|--------|----------|-------|--------|
| | | | | | Length | Width | Height | Length | Width | Height |
| QCL100 SERIES - GRADE 1 CYLINDRICAL LOCKS | | | | | | | | | | |
| QCL120 | Dummy | 1.55 | 12 | 432 | 14 | 11.75 | 7.5 | 6.75 | 3.75 | 3.25 |
| QCL130 | Passage | 4.7 | 6 | 192 | 15.5 | 12.5 | 10.25 | 7.5 | 9.75 | 4 |
| QCL135 | Communicating | 4.8 | 6 | 192 | 15.5 | 12.5 | 10.25 | 7.5 | 9.75 | 4 |
| QCL140 | Privacy | 4.8 | 6 | 192 | 15.5 | 12.5 | 10.25 | 7.5 | 9.75 | 4 |
| QCL150 | Entry | 5 | 6 | 192 | 15.5 | 12.5 | 10.25 | 7.5 | 9.75 | 4 |
| QCL151 | Entry SFIC | 5 | 6 | 192 | 15.5 | 12.5 | 10.25 | 7.5 | 9.75 | 4 |
| QCL160 | Classroom | 5 | 6 | 192 | 15.5 | 12.5 | 10.25 | 7.5 | 9.75 | 4 |
| QCL161 | Classroom SFIC | 5 | 6 | 192 | 15.5 | 12.5 | 10.25 | 7.5 | 9.75 | 4 |
| QCL170 | Storeroom | 5 | 6 | 192 | 15.5 | 12.5 | 10.25 | 7.5 | 9.75 | 4 |
| QCL171 | Storeroom SFIC | 5 | 6 | 192 | 15.5 | 12.5 | 10.25 | 7.5 | 9.75 | 4 |
| QCL200 SERIES - GRADE 2 CYLINDRICAL LOCKS | | | | | | | | | | |
| QCL220 | Dummy | 1.2 | 12 | 432 | 14 | 11.75 | 7.5 | 6.75 | 3.75 | 3.25 |
| QCL230 | Passage | 4 | 6 | 192 | 15.5 | 12.5 | 10.25 | 7.5 | 9.75 | 4 |
| QCL235 | Communicating | 4 | 6 | 192 | 15.5 | 12.5 | 10.25 | 7.5 | 9.75 | 4 |
| QCL240 | Privacy | 4.75 | 6 | 192 | 15.5 | 12.5 | 10.25 | 7.5 | 9.75 | 4 |
| QCL250 | Entry | 4.5 | 6 | 192 | 15.5 | 12.5 | 10.25 | 7.5 | 9.75 | 4 |
| QCL251 | Entry SFIC | 4.5 | 6 | 192 | 15.5 | 12.5 | 10.25 | 7.5 | 9.75 | 4 |
| QCL260 | Classroom | 4.5 | 6 | 192 | 15.5 | 12.5 | 10.25 | 7.5 | 9.75 | 4 |
| QCL261 | Classroom SFIC | 4.5 | 6 | 192 | 15.5 | 12.5 | 10.25 | 7.5 | 9.75 | 4 |
| QCL270 | Storeroom | 4.5 | 6 | 192 | 15.5 | 12.5 | 10.25 | 7.5 | 9.75 | 4 |
| QCL271 | Storeroom SFIC | 4.5 | 6 | 192 | 15.5 | 12.5 | 10.25 | 7.5 | 9.75 | 4 |
| QCI200 SERIES - GRADE 2 INTERCONNECT LOCKS | | | | | | | | | | |
| QCI230 | Single Locking | 5.5 | 6 | 192 | 15.5 | 12.25 | 10.63 | 9.63 | 7.5 | 4 |
| QCI231 | Single Locking SFIC | 5.5 | 6 | 192 | 15.5 | 12.25 | 10.63 | 9.63 | 7.5 | 4 |
| QCI250 | Double Locking | 5.5 | 6 | 192 | 15.5 | 12.25 | 10.63 | 9.63 | 7.5 | 4 |
| QCI251 | Double Locking SFIC | 5.5 | 6 | 192 | 15.5 | 12.25 | 10.63 | 9.63 | 7.5 | 4 |
| QTL200 SERIES - GRADE 2 TUBULAR LOCKS | | | | | | | | | | |
| QTL220 | Dummy | 1.2 | 12 | 432 | 13.75 | 12.5 | 7 | 6 | 3.75 | 3.25 |
| QTL230 | Passage | 2.3 | 10 | 320 | 17 | 13.25 | 8.75 | 8 | 6 | 3.25 |
| QTL235 | Communicating | 2.5 | 10 | 320 | 17 | 13.25 | 8.75 | 8 | 6 | 3.25 |
| QTL240 | Privacy | 2.8 | 10 | 320 | 17 | 13.25 | 8.75 | 8 | 6 | 3.25 |
| QTL250 | Entry | 2.8 | 10 | 320 | 17 | 13.25 | 8.75 | 8 | 6 | 3.25 |
| QTL251 | Entry SFIC | 2.8 | 10 | 320 | 17 | 13.25 | 8.75 | 8 | 6 | 3.25 |
| QTL260 | Classroom | 2.8 | 10 | 320 | 17 | 13.25 | 8.75 | 8 | 6 | 3.25 |
| QTL261 | Classroom SFIC | 2.8 | 10 | 320 | 17 | 13.25 | 8.75 | 8 | 6 | 3.25 |
| QTL270 | Storeroom | 2.8 | 10 | 320 | 17 | 13.25 | 8.75 | 8 | 6 | 3.25 |
| QTL271 | Storeroom SFIC | 2.8 | 10 | 320 | 17 | 13.25 | 8.75 | 8 | 6 | 3.25 |
| QDB100 SERIES - GRADE 1 DEADBOLTS | | | | | | | | | | |
| QDB180 | Single Cylinder | 2.5 | 12 | 384 | 15.75 | 13.5 | 6.5 | 3 | 4 | 5 |
| QDB181 | Single Cylinder SFIC | 2.5 | 12 | 384 | 15.75 | 13.5 | 6.5 | 3 | 4 | 5 |
| QDB182 | Double Cylinder | 2.8 | 12 | 384 | 15.75 | 13.5 | 6.5 | 3 | 4 | 5 |
| QDB183 | Double Cylinder SFIC | 2.8 | 12 | 384 | 15.75 | 13.5 | 6.5 | 3 | 4 | 5 |
| QDB186 | Classroom | 2.5 | 12 | 384 | 15.75 | 13.5 | 6.5 | 3 | 4 | 5 |
| QDB187 | Classroom SFIC | 2.5 | 12 | 384 | 15.75 | 13.5 | 6.5 | 3 | 4 | 5 |

STANLEY Commercial Hardware

Weights & Measurements

| | | | | | Case Box | | | Unit Box | | |
|---------------------------------------------------------|-------------------------------------------|-------------|----------|------------|----------|-------|--------|----------|-------|--------|
| Product | Function | Unit Weight | Case Qty | Pallet Qty | Length | Width | Height | Length | Width | Height |
| QDB200 SERIES - GRADE 2 DEADBOLTS | | | | | | | | | | |
| QDB280 | Single Cylinder | 2.3 | 12 | 384 | 15.75 | 13.5 | 6.5 | 3 | 4 | 5 |
| QDB281 | Single Cylinder SFIC | 2.3 | 12 | 384 | 15.75 | 13.5 | 6.5 | 3 | 4 | 5 |
| QDB282 | Double Cylinder | 2.7 | 12 | 384 | 15.75 | 13.5 | 6.5 | 3 | 4 | 5 |
| QDB283 | Double Cylinder SFIC | 2.7 | 12 | 384 | 15.75 | 13.5 | 6.5 | 3 | 4 | 5 |
| QDB284 | Inside Turnbolt | 2 | 12 | 384 | 15.75 | 13.5 | 6.5 | 3 | 4 | 5 |
| QDB285 | Indicator | 1.27 | 12 | 384 | 15.75 | 13.5 | 6.5 | 3 | 4 | 5 |
| QDB286 | Classroom | 2.3 | 12 | 384 | 15.75 | 13.5 | 6.5 | 3 | 4 | 5 |
| QDB287 | Classroom SFIC | 2.3 | 12 | 384 | 15.75 | 13.5 | 6.5 | 3 | 4 | 5 |
| QDB288 | Key Control | 2.25 | 12 | 384 | 15.75 | 13.5 | 6.5 | 3 | 4 | 5 |
| QED100 SERIES - GRADE 1 HEAVY DUTY EXIT DEVICES & TRIMS | | | | | | | | | | |
| QED111 36" | Rim Hex Dogging | 11.7 | 1 | 40 | 36 | 10.25 | 5 | 36 | 10.25 | 5 |
| QED112 36" | Rim Cylinder Dogging | 11.7 | 1 | 40 | 36 | 10.25 | 5 | 36 | 10.25 | 5 |
| QED113 36" | Rim Fire Rated | 11.5 | 1 | 40 | 36 | 10.25 | 5 | 36 | 10.25 | 5 |
| QED114 36" 7' | Surface Vertical Rod - Hex Dogging | 14.7 | 1 | 40 | 36 | 10.25 | 5 | 36 | 10.25 | 5 |
| QED114 36" 8' | Surface Vertical Rod - Hex Dogging | 14.9 | 1 | 40 | 48 | 10.25 | 5 | 48 | 10.25 | 5 |
| QED115 36" 7' | Surface Vertical Rod - Cylinder Dogging | 14.7 | 1 | 40 | 36 | 10.25 | 5 | 36 | 10.25 | 5 |
| QED115 36" 8' | Surface Vertical Rod - Cylinder Dogging | 14.9 | 1 | 40 | 48 | 10.25 | 5 | 48 | 10.25 | 5 |
| QED116 36" 7' | Surface Vertical Rod - Fire Rated | 14.5 | 1 | 40 | 36 | 10.25 | 5 | 36 | 10.25 | 5 |
| QED116 36" 8' | Surface Vertical Rod - Fire Rated | 14.7 | 1 | 40 | 48 | 10.25 | 5 | 48 | 10.25 | 5 |
| QED117 36" 7' | SVR - Less Bottom Rod - Hex Dogging | 14.2 | 1 | 40 | 36 | 10.25 | 5 | 36 | 10.25 | 5 |
| QED117 36" 8' | SVR - Less Bottom Rod - Hex Dogging | 14.4 | 1 | 40 | 48 | 10.25 | 5 | 48 | 10.25 | 5 |
| QED118 36" 7' | SVR - Less Bottom Rod - Cylinder Dogging | 14.2 | 1 | 40 | 36 | 10.25 | 5 | 36 | 10.25 | 5 |
| QED118 36" 8' | SVR - Less Bottom Rod - Cylinder Dogging | 14.4 | 1 | 40 | 48 | 10.25 | 5 | 48 | 10.25 | 5 |
| QED119 36" 7' | SVR - Less Bottom Rod - Fire Rated | 14.7 | 1 | 40 | 36 | 10.25 | 5 | 36 | 10.25 | 5 |
| QED119 36" 8' | SVR - Less Bottom Rod - Fire Rated | 14.9 | 1 | 40 | 48 | 10.25 | 5 | 48 | 10.25 | 5 |
| QED124 36" 7' | Concealed Vertical Rod - Hex Dogging | 14.7 | 1 | 40 | 36 | 10.25 | 5 | 36 | 10.25 | 5 |
| QED124 36" 8' | Concealed Vertical Rod - Hex Dogging | 14.9 | 1 | 40 | 48 | 10.25 | 5 | 48 | 10.25 | 5 |
| QED125 36" 7' | Concealed Vertical Rod - Cylinder Dogging | 14.7 | 1 | 40 | 36 | 10.25 | 5 | 36 | 10.25 | 5 |
| QED125 36" 8' | Concealed Vertical Rod - Cylinder Dogging | 14.9 | 1 | 40 | 48 | 10.25 | 5 | 48 | 10.25 | 5 |
| QED126 36" 7' | Concealed Vertical Rod - Fire Rated | 14.5 | 1 | 40 | 36 | 10.25 | 5 | 36 | 10.25 | 5 |
| QED126 36" 8' | Concealed Vertical Rod - Fire Rated | 14.7 | 1 | 40 | 48 | 10.25 | 5 | 48 | 10.25 | 5 |
| QED127 36" 7' | CVR - Less Bottom Rod - Hex Dogging | 14.2 | 1 | 40 | 36 | 10.25 | 5 | 36 | 10.25 | 5 |
| QED127 36" 8' | CVR - Less Bottom Rod - Hex Dogging | 14.4 | 1 | 40 | 48 | 10.25 | 5 | 48 | 10.25 | 5 |
| QED128 36" 7' | CVR - Less Bottom Rod - Cylinder Dogging | 14.2 | 1 | 40 | 36 | 10.25 | 5 | 36 | 10.25 | 5 |
| QED128 36" 8' | CVR - Less Bottom Rod - Cylinder Dogging | 14.4 | 1 | 40 | 48 | 10.25 | 5 | 48 | 10.25 | 5 |
| QED129 36" 7' | CVR - Less Bottom Rod - Fire Rated | 14.7 | 1 | 40 | 36 | 10.25 | 5 | 36 | 10.25 | 5 |
| QED129 36" 8' | CVR - Less Bottom Rod - Fire Rated | 14.9 | 1 | 40 | 48 | 10.25 | 5 | 48 | 10.25 | 5 |
| QED111 48" | Rim Hex Dogging | 11.9 | 1 | 40 | 48 | 10.25 | 5 | 48 | 10.25 | 5 |
| QED112 48" | Rim Cylinder Dogging | 11.9 | 1 | 40 | 48 | 10.25 | 5 | 48 | 10.25 | 5 |
| QED113 48" | Rim Fire Rated | 11.7 | 1 | 40 | 48 | 10.25 | 5 | 48 | 10.25 | 5 |
| QED114 48" 7' | Surface Vertical Rod - Hex Dogging | 14.9 | 1 | 40 | 48 | 10.25 | 5 | 48 | 10.25 | 5 |
| QED114 48" 8' | Surface Vertical Rod - Hex Dogging | 15.1 | 1 | 40 | 48 | 10.25 | 5 | 48 | 10.25 | 5 |
| QED115 48" 7' | Surface Vertical Rod - Cylinder Dogging | 14.9 | 1 | 40 | 48 | 10.25 | 5 | 48 | 10.25 | 5 |
| QED115 48" 8' | Surface Vertical Rod - Cylinder Dogging | 15.1 | 1 | 40 | 48 | 10.25 | 5 | 48 | 10.25 | 5 |

Weights & Measurements

| Product | Function | Unit Weight | Case Qty | Pallet Qty | Case Box | | | Unit Box | | |
|------------------------------------------------------------|-------------------------------------------|-------------|----------|------------|----------|-------|--------|----------|-------|--------|
| | | | | | Length | Width | Height | Length | Width | Height |
| QED116 48" 7' | Surface Vertical Rod - Fire Rated | 14.7 | 1 | 40 | 48 | 10.25 | 5 | 48 | 10.25 | 5 |
| QED116 48" 8' | Surface Vertical Rod - Fire Rated | 14.9 | 1 | 40 | 48 | 10.25 | 5 | 48 | 10.25 | 5 |
| QED117 48" 7' | SVR - Less Bottom Rod - Hex Dogging | 14.4 | 1 | 40 | 48 | 10.25 | 5 | 48 | 10.25 | 5 |
| QED117 48" 8' | SVR - Less Bottom Rod - Hex Dogging | 14.6 | 1 | 40 | 48 | 10.25 | 5 | 48 | 10.25 | 5 |
| QED118 48" 7' | SVR - Less Bottom Rod - Cylinder Dogging | 14.4 | 1 | 40 | 48 | 10.25 | 5 | 48 | 10.25 | 5 |
| QED118 48" 8' | SVR - Less Bottom Rod - Cylinder Dogging | 14.6 | 1 | 40 | 48 | 10.25 | 5 | 48 | 10.25 | 5 |
| QED119 48" 7' | SVR - Less Bottom Rod - Fire Rated | 14.9 | 1 | 40 | 48 | 10.25 | 5 | 48 | 10.25 | 5 |
| QED119 48" 8' | SVR - Less Bottom Rod - Fire Rated | 15.1 | 1 | 40 | 48 | 10.25 | 5 | 48 | 10.25 | 5 |
| QED124 48" 7' | Concealed Vertical Rod - Hex Dogging | 14.9 | 1 | 40 | 48 | 10.25 | 5 | 48 | 10.25 | 5 |
| QED124 48" 8' | Concealed Vertical Rod - Hex Dogging | 15.1 | 1 | 40 | 48 | 10.25 | 5 | 48 | 10.25 | 5 |
| QED125 48" 7' | Concealed Vertical Rod - Cylinder Dogging | 14.9 | 1 | 40 | 48 | 10.25 | 5 | 48 | 10.25 | 5 |
| QED125 48" 8' | Concealed Vertical Rod - Cylinder Dogging | 15.1 | 1 | 40 | 48 | 10.25 | 5 | 48 | 10.25 | 5 |
| QED126 48" 7' | Concealed Vertical Rod - Fire Rated | 14.7 | 1 | 40 | 48 | 10.25 | 5 | 48 | 10.25 | 5 |
| QED126 48" 8' | Concealed Vertical Rod - Fire Rated | 14.9 | 1 | 40 | 48 | 10.25 | 5 | 48 | 10.25 | 5 |
| QED127 48" 7' | CVR - Less Bottom Rod - Hex Dogging | 14.4 | 1 | 40 | 48 | 10.25 | 5 | 48 | 10.25 | 5 |
| QED127 48" 8' | CVR - Less Bottom Rod - Hex Dogging | 14.6 | 1 | 40 | 48 | 10.25 | 5 | 48 | 10.25 | 5 |
| QED128 48" 7' | CVR - Less Bottom Rod - Cylinder Dogging | 14.4 | 1 | 40 | 48 | 10.25 | 5 | 48 | 10.25 | 5 |
| QED128 48" 8' | CVR - Less Bottom Rod - Cylinder Dogging | 14.4 | 1 | 40 | 48 | 10.25 | 5 | 48 | 10.25 | 5 |
| QED129 48" 7' | CVR - Less Bottom Rod - Fire Rated | 14.9 | 1 | 40 | 48 | 10.25 | 5 | 48 | 10.25 | 5 |
| QED129 48" 8' | CVR - Less Bottom Rod - Fire Rated | 15.1 | 1 | 40 | 48 | 10.25 | 5 | 48 | 10.25 | 5 |
| QET100 Series - Heavy Duty Escutcheon Exit Trim | | | | | | | | | | |
| QET120 | Dummy Escutcheon Lever | 2.2 | 6 | 288 | 16.81 | 14.25 | 9.13 | 8.27 | 5.34 | 3.34 |
| QET125 | Dummy Escutcheon Pull | 1.9 | 6 | 162 | 14.9 | 10.35 | 8.7 | 14.37 | 3.15 | 3.86 |
| QET130 | Passage Escutcheon Lever | 2.2 | 6 | 288 | 16.81 | 14.25 | 9.13 | 8.27 | 5.34 | 3.34 |
| QET160 | Keyed Escutcheon Lever (Classroom) | 2.9 | 6 | 288 | 16.81 | 14.25 | 9.13 | 8.27 | 5.34 | 3.34 |
| QET165 | Thumbpiece Escutcheon Pull | 3.1 | 6 | 162 | 14.9 | 10.35 | 8.7 | 14.37 | 3.15 | 3.86 |
| QET167 | Thumbpiece Dummy Escutcheon Pull | 1.9 | 6 | 162 | 14.9 | 10.35 | 8.7 | 14.37 | 3.15 | 3.86 |
| QET170 | Night Latch Escutcheon Lever (Storeroom) | 2.8 | 6 | 288 | 16.81 | 14.25 | 9.13 | 8.27 | 5.34 | 3.34 |
| QET175 | Night Latch Pull (Storeroom) | 1.9 | 6 | 162 | 14.9 | 10.35 | 8.7 | 14.37 | 3.15 | 3.86 |
| QET190 | Flat/Blank Escutcheon Plate | 1.4 | 6 | 162 | 14.9 | 10.35 | 8.7 | 14.37 | 3.15 | 3.86 |
| QED300 SERIES - GRADE 1 STANDARD DUTY EXIT DEVICES & TRIMS | | | | | | | | | | |
| QED311 36" | Rim Hex Dogging | 6.2 | 4 | 48 | 36.5 | 16 | 8.2 | 36.5 | 7.25 | 3.75 |
| QED312 36" | Rim Cylinder Dogging | 6.2 | 4 | 48 | 36.5 | 16 | 8.2 | 36.5 | 7.25 | 3.75 |
| QED313 36" | Rim Fire Rated | 6 | 4 | 48 | 36.5 | 16 | 8.2 | 36.5 | 7.25 | 3.75 |
| QED314 36" 7' | Surface Vertical Rod - Hex Dogging | 8.2 | 4 | 48 | 36.5 | 16 | 8.2 | 36.5 | 7.25 | 3.75 |
| QED314 36" 8' | Surface Vertical Rod - Hex Dogging | 8.4 | 4 | 48 | 36.5 | 16 | 8.2 | 36.5 | 7.25 | 3.75 |
| QED315 36" 7' | Surface Vertical Rod - Cylinder Dogging | 8.2 | 4 | 48 | 36.5 | 16 | 8.2 | 36.5 | 7.25 | 3.75 |
| QED315 36" 8' | Surface Vertical Rod - Cylinder Dogging | 8.4 | 4 | 48 | 36.5 | 16 | 8.2 | 36.5 | 7.25 | 3.75 |
| QED316 36" 7' | Surface Vertical Rod - Fire Rated | 8 | 4 | 48 | 36.5 | 16 | 8.2 | 36.5 | 7.25 | 3.75 |
| QED316 36" 8' | Surface Vertical Rod - Fire Rated | 8.2 | 4 | 48 | 36.5 | 16 | 8.2 | 36.5 | 7.25 | 3.75 |
| QED317 36" 7' | SVR - Less Bottom Rod - Hex Dogging | 8 | 4 | 48 | 36.5 | 16 | 8.2 | 36.5 | 7.25 | 3.75 |
| QED317 36" 8' | SVR - Less Bottom Rod - Hex Dogging | 8.2 | 4 | 48 | 36.5 | 16 | 8.2 | 36.5 | 7.25 | 3.75 |
| QED318 36" 7' | SVR - Less Bottom Rod - Cylinder Dogging | 8 | 4 | 48 | 36.5 | 16 | 8.2 | 36.5 | 7.25 | 3.75 |
| QED318 36" 8' | SVR - Less Bottom Rod - Cylinder Dogging | 8.2 | 4 | 48 | 36.5 | 16 | 8.2 | 36.5 | 7.25 | 3.75 |
| QED319 36" 7' | SVR - Less Bottom Rod - Fire Rated | 8.2 | 4 | 48 | 36.5 | 16 | 8.2 | 36.5 | 7.25 | 3.75 |

Weights & Measurements

| Product | Function | Unit Weight | Case Qty | Pallet Qty | Case Box | | | Unit Box | | |
|----------------------------------------------------|----------------------------------------------------|-------------|----------|------------|----------|-------|--------|----------|-------|--------|
| | | | | | Length | Width | Height | Length | Width | Height |
| QED319 36" 8' | SVR - Less Bottom Rod - Fire Rated | 8.4 | 4 | 48 | 36.5 | 16 | 8.2 | 36.5 | 7.25 | 3.75 |
| QED311 48" | Rim Hex Dogging | 6.4 | 4 | 48 | 48.5 | 16 | 8.2 | 48.5 | 7.25 | 3.75 |
| QED312 48" | Rim Cylinder Dogging | 6.4 | 4 | 48 | 48.5 | 16 | 8.2 | 48.5 | 7.25 | 3.75 |
| QED313 48" | Rim Fire Rated | 6.2 | 4 | 48 | 48.5 | 16 | 8.2 | 48.5 | 7.25 | 3.75 |
| QED314 48" 7' | Surface Vertical Rod - Hex Dogging | 8.4 | 4 | 48 | 48.5 | 16 | 8.2 | 48.5 | 7.25 | 3.75 |
| QED314 48" 8' | Surface Vertical Rod - Hex Dogging | 8.6 | 4 | 48 | 48.5 | 16 | 8.2 | 48.5 | 7.25 | 3.75 |
| QED315 48" 7' | Surface Vertical Rod - Cylinder Dogging | 8.4 | 4 | 48 | 48.5 | 16 | 8.2 | 48.5 | 7.25 | 3.75 |
| QED315 48" 8' | Surface Vertical Rod - Cylinder Dogging | 8.6 | 4 | 48 | 48.5 | 16 | 8.2 | 48.5 | 7.25 | 3.75 |
| QED316 48" 7' | Surface Vertical Rod - Fire Rated | 8.2 | 4 | 48 | 48.5 | 16 | 8.2 | 48.5 | 7.25 | 3.75 |
| QED316 48" 8' | Surface Vertical Rod - Fire Rated | 8.4 | 4 | 48 | 48.5 | 16 | 8.2 | 48.5 | 7.25 | 3.75 |
| QED317 48" 7' | SVR - Less Bottom Rod - Hex Dogging | 8.2 | 4 | 48 | 48.5 | 16 | 8.2 | 48.5 | 7.25 | 3.75 |
| QED317 48" 8' | SVR - Less Bottom Rod - Hex Dogging | 8.4 | 4 | 48 | 48.5 | 16 | 8.2 | 48.5 | 7.25 | 3.75 |
| QED318 48" 7' | SVR - Less Bottom Rod - Cylinder Dogging | 8.2 | 4 | 48 | 48.5 | 16 | 8.2 | 48.5 | 7.25 | 3.75 |
| QED318 48" 8' | SVR - Less Bottom Rod - Cylinder Dogging | 8.4 | 4 | 48 | 48.5 | 16 | 8.2 | 48.5 | 7.25 | 3.75 |
| QED319 48" 7' | SVR - Less Bottom Rod - Fire Rated | 8.4 | 4 | 48 | 48.5 | 16 | 8.2 | 48.5 | 7.25 | 3.75 |
| QED319 48" 8' | SVR - Less Bottom Rod - Fire Rated | 8.6 | 4 | 48 | 48.5 | 16 | 8.2 | 48.5 | 7.25 | 3.75 |
| QET300 Series - Standard Duty Escutcheon Exit Trim | | | | | | | | | | |
| QET320 | Dummy Escutcheon Lever | 2.25 | 12 | 324 | 16.81 | 14.25 | 9.13 | 8.27 | 5.34 | 3.34 |
| QET325 | Dummy Escutcheon Pull | 1.9 | 6 | 162 | 14.9 | 10.35 | 8.7 | 14.37 | 3.15 | 3.86 |
| QET330 | Passage Escutcheon Lever | 2.8 | 12 | 324 | 16.81 | 14.25 | 9.13 | 8.27 | 5.34 | 3.34 |
| QET360 | Keyed Escutcheon Lever (Classroom) | 2.8 | 12 | 324 | 16.81 | 14.25 | 9.13 | 8.27 | 5.34 | 3.34 |
| QET365 | Thumbpiece Escutcheon Pull | 3.1 | 6 | 162 | 14.9 | 10.35 | 8.7 | 14.37 | 3.15 | 3.86 |
| QET367 | Thumbpiece Dummy Escutcheon Pull | 1.9 | 6 | 162 | 14.9 | 10.35 | 8.7 | 14.37 | 3.15 | 3.86 |
| QET370 | Night Latch Escutcheon Lever (Storeroom) | 2.8 | 12 | 324 | 16.81 | 14.25 | 9.13 | 8.27 | 5.34 | 3.34 |
| QET375 | Night Latch Pull (Storeroom) | 1.9 | 6 | 162 | 14.9 | 10.35 | 8.7 | 14.37 | 3.15 | 3.86 |
| QET377 | Gull Wing Trim (Storeroom) | 1.7 | 12 | 324 | 16.81 | 14.25 | 9.13 | 8.27 | 5.34 | 3.34 |
| QET390 | Flat/Blank Escutcheon Plate | 1.4 | 6 | 162 | 14.9 | 10.35 | 8.7 | 14.37 | 3.15 | 3.86 |
| QRT300 Series - Standard Duty Round Rose Trim | | | | | | | | | | |
| QRT320 | Dummy Round Rose | 2.07 | 12 | 432 | 14 | 11.75 | 7.5 | 7.5 | 6.75 | 3.75 |
| QRT330 | Passage Round Rose | 2.07 | 12 | 432 | 14 | 11.75 | 7.5 | 7.5 | 6.75 | 3.75 |
| QRT360 | Entry Round Rose (Classroom) | 2.8 | 12 | 432 | 14 | 11.75 | 7.5 | 7.5 | 6.75 | 3.75 |
| QRT361 | Entry Round Rose SFIC (Classroom) | 2.8 | 12 | 432 | 14 | 11.75 | 7.5 | 7.5 | 6.75 | 3.75 |
| QRT370 | Night Latch Round Rose (Storeroom) | 2.8 | 12 | 432 | 14 | 11.75 | 7.5 | 7.5 | 6.75 | 3.75 |
| QRT371 | Night Latch Round Rose SFIC (Storeroom) | 2.8 | 12 | 432 | 14 | 11.75 | 7.5 | 7.5 | 6.75 | 3.75 |
| DOOR CLOSERS | | | | | | | | | | |
| Extra Duty | | | | | | | | | | |
| QDC111 | Tri-pack | 12.3 | 3 | 126 | 14.25 | 16.5 | 6 | 14.25 | 5.5 | 6 |
| QDC112 | Tri-pack with Hold Open | 13.3 | 1 | 138 | 14.25 | 5.5 | 7 | 14.25 | 5.5 | 7 |
| QDC113 | Extra Duty Arm with Compression Stop | 14 | 1 | 138 | 14.25 | 5.5 | 7 | 14.25 | 5.5 | 7 |
| QDC114 | Extra Duty Arm with Hold Open and Compression Stop | 14 | 1 | 115 | 14.25 | 5.5 | 8 | 14.25 | 5.5 | 8 |
| QDC115 | Extra Duty Arm | 13.6 | 1 | 138 | 14.25 | 5.5 | 7 | 14.25 | 5.5 | 7 |
| QDC116 | Extra Duty Arm with Hold Open | 13.8 | 1 | 138 | 14.25 | 5.5 | 7 | 14.25 | 5.5 | 7 |
| Heavy Duty | | | | | | | | | | |
| QDC211 | Tri-pack | 6.6 | 6 | 180 | 14.25 | 15.75 | 7.5 | 13.5 | 4.875 | 3.25 |
| QDC212 | Tri-pack with Hold Open | 8 | 6 | 180 | 14.25 | 15.75 | 7.5 | 13.5 | 4.875 | 3.25 |
| QDC213 | Heavy Duty Arm with Compression Stop | 8.5 | 3 | 216 | 14.25 | 15.75 | 7.5 | 13.375 | 7.875 | 3.25 |
| QDC214 | Heavy Duty Arm with Hold Open and Compression Stop | 8.7 | 3 | 216 | 14.25 | 15.75 | 7.5 | 13.375 | 7.875 | 3.25 |
| Standard Duty | | | | | | | | | | |
| QDC311 | Tri-pack | 6.3 | 6 | 180 | 14.25 | 15.75 | 7.5 | 13.5 | 4.875 | 3.25 |
| QDC312 | Tri-pack with Hold Open | 7.7 | 6 | 180 | 14.25 | 15.75 | 7.5 | 13.5 | 4.875 | 3.25 |
| QDC313 | Heavy Duty Arm with Compression Stop | 8.2 | 3 | 216 | 14.25 | 15.75 | 7.5 | 13.375 | 7.875 | 3.25 |
| QDC314 | Heavy Duty Arm with Hold Open and Compression Stop | 8.4 | 3 | 216 | 14.25 | 15.75 | 7.5 | 13.375 | 7.875 | 3.25 |

STANLEY Commercial Hardware

Quoting & Ordering

QUOTING: Price quotations are based on one (1) shipment to one (1) location, and are valid as identified in the quote but in no case longer than one year from the date of the quote. All exceptions will be evaluated on an individual basis.

All quotation requests will be provided by the Stanley Representative where the project is located.

QUOTING PROCESS AND PROCEDURES: The following information is necessary to secure a price quotation from Stanley.

- Distributor Name
- Distributor Location
- Distributor Contact Name & Phone Number
- Distributor e-mail contact
- Project Name
- Project Location
- Bid Date
- Architects Name, Phone Number, and Architects Location
- Specification Writer Name, Phone Number and Location
- Competitive Influence / Specification
- List of materials to be quoted

Every attempt will be made by Stanley to provide the price quotation in a timely manner. Upon completion, you will receive a copy of the quotation which will also include a valid quotation number. Once the project is secured, a copy of the quotation must accompany your purchase order and be forwarded to Stanley Customer Service Department in Indianapolis for processing.

NON-STANDARD PRODUCT REQUEST: Please contact your Stanley Representative to complete a Non-Standard Product Request Form. All requests should be submitted to the following email address:

Email: product_request@sbdinc.com

Upon receipt of a special order request, Stanley will review the configuration and determine if Stanley is capable of making the special order product and will provide a response to the customer. If Stanley is able to make the special order product, Stanley will provide a specific sku/configuration to the customer for the special order product. This sku/configuration must be identified on all Purchase Orders. In addition, the Purchase Order must be marked as a "Special Order".

ORDERING: The following information is required for Stanley to successfully process any order:

- Itemized Purchase Order (PO)
- Stanley Approved Quote

Please send all orders to BAS-orderentry.us@dormakaba.com or by fax to 877-835-1030

NOTE: for detailed information on how to place an order for Stanley Best products as well as Stanley masterkey services please see the detailed section regarding "Stanley Best Ordering".

ADD ON ORDERS FOR QUOTED PROJECTS: To place an add-on order from a quoted project the Distributor must include the original quote, PO number and/or Stanley's original order number. Add-On orders will be accepted for a period one (1) year from the original order date. Add-On orders received that are outside of the aforementioned period will be forwarded to the Stanley Representative for re-quote.

STOCKING ORDERS: All orders for stock replenishment should be marked as "Stock" and indicate a "Ship To" address that coincides with the stocking Distributor warehouse location.

INCOMPLETE ORDER PROCESS: All orders are screened upon receipt for complete information. If an order is received incomplete, Stanley Customer Service will make one (1) attempt to contact a Distributor directly for the missing requirements. If the information is not made available to Stanley at that time the order will be referred to the local Stanley Representative for resolution. All incomplete orders will be cancelled if not resolved after sixty (60) calendar days.

PRICE DISCREPANCY PROCESS: All entered orders are reviewed by Stanley Customer Service for accuracy and pricing consistency between the Distributor and Stanley. Any order determined by Stanley, in its sole and absolute discretion, to have a value greater than the Total Price shown on the Distributor purchase order will be held by Stanley for a Price Discrepancy. Stanley quotes are also reviewed to ensure that they are complete, approved, and match the PO. Due to pricing sensitivity, all price discrepancies must be resolved exclusively by your Stanley Representative.

ORDER CANCELLATION/CHANGES: All requests for Order Cancellations and Changes (Quantity, Shipping, Finish, Function, etc) should be sent directly to Stanley Customer Service. Requests via phone will be accepted, but must be accompanied by a written request. Factory Order Number, PO Number, Account Info, and Detailed Changes must be clearly indicated. Change requests can be submitted via the following methods:

Email: BAS-cshelp.us@dormakaba.com
Fax: 1-877-835-1030

All order cancellations or changes will be subject to a cancellation fee as defined in Stanley's Terms and Conditions of Sale.

PRODUCTION SCHEDULING AND "DO NOT SHIP BEFORE" REQUESTS: All orders are scheduled for production and shipping based on current production lead times and availability. Scheduling is completed only when an order is released from both credit and pricing review.

Exceptions to this policy are made only when the PO is clearly marked: "Do Not Ship Before" followed by the date. (Required Date, Expected Date, etc. do not apply) These orders will be scheduled to ship on or after the date listed.

Changes to "Do Not Ship Before" dates are required in writing and should be sent to: BAS-cshelp.us@dormakaba.com.

Be advised orders not clearly marked with a "Do Not Ship Before" designation will be payable within normal terms from the actual shipment date.

STANLEY Commercial Hardware

Quoting & Ordering

EXPEDITE REQUESTS:

- Expedite requests will be reviewed and accommodated by Stanley based on production lead times and availability.
- See the then current Stanley Quick Ship Program for details.

WHOLESALE PURCHASE: Distributors are also free to utilize Stanley's Authorized Wholesalers to purchase product. Stanley does not make any guarantee of availability or pricing for purchases from an Authorized Wholesaler and the discounts afforded to Distributor by STANLEY shall not apply to purchases from an Authorized Wholesaler. The terms and conditions and price of product shall be mutually agreed between Distributor and Wholesaler.

STANLEY Commercial Hardware

Return Order Request

☐ Return for Replacement ☐ Return for Credit

Date of Request: _____

Original Order: _____

Date of Request: _____

Original P.O.: _____

Invoice #: _____

Customer Name: _____

Account Number: _____

Address: _____

City: _____

State: _____

Contact Name: _____

Email: _____

Phone: _____

☐ Ship Replacement Material to Address Above

NATURE OF PROBLEM

☐ Manufacturing Defect

☐ Warranty Evaluation

☐ Missing Parts

☐ Wrong Materials Received

☐ Wrong Materials Ordered

☐ Wrong Quantity

☐ Return Inventory

☐ Other: _____

Note: All returns shall be subject to Stanley's current Terms of Sale and Warranty as outlined in Stanley's price catalog.

☐ Ship Replacement Material to Address on Order

DETAILED DESCRIPTION OF DEFECT OR REASON FOR RETURN

| RETURN MATERIAL | | | |
|-----------------|----------|----------------------|---------------------|
| Line Item # | Quantity | Product Nomenclature | Product Description |
| | | | |
| | | | |
| | | | |
| | | | |
| | | | |
| | | | |
| | | | |
| | | | |
| | | | |

Please e-mail completed form to BAS-rgacreditgrp.us@dormakaba.com or Fax to 1-888-214-1918

STANLEY Commercial Hardware

RETURNED AUTHORIZATION (RA)

RA REQUESTS: A Return Authorization Form must be utilized to return defective products still under warranty or products deemed repairable by Stanley. All products returned to Stanley must have a correct Return Authorization (RA) number applied to the outside of the shipping carton. All products must be returned within sixty (60) calendar days of RA issue date. This process can take up to seven (7) days after product is received at Stanley's factory. If a defective product presents a security risk, an advance replacement may be requested.

RA PROCESS: Requests for warranty related returns can be initiated by submitting an email to **BAS-rgacreditgrp.us@dormakaba.com**.

The RA Request Form must be completed entirely to process an RA. The following information will be needed:

- End User Name
- Account Number
- Contact Name
- Phone Number
- Purchaser Order Number
- Sales Order Number
- Item Number
- Item Quantity
- Description of the Problem

1. Upon review and approval of the submitted RA request, a claim number is logged and provided back to the requestor by a Stanley Team member.
2. Once a claim number is issued, this number should be noted on all references and communications regarding the applicable situation to ensure a claim is easily identified.
3. Defective product should be returned to the address below. The shipment must be marked with the approved RA claim number to ensure prompt processing and attention. All shipping charges prepaid by customer.
BEST Access Solutions, Inc.
Attn: Returns Department
6161 East 75th Street
Indianapolis, IN 46250
4. When material is received at Stanley's factory, Stanley will assess and determine the nature of the defect.
5. Defective goods are replaced upon Stanley's determination.
6. Credit for material and freight is issued only if deemed appropriate by Stanley. If approved, credit is initiated and a credit memo is mailed to the Distributor within fifteen (15) business days.

PURCHASE ORDERS:

A Purchase Order (PO) will be required if the Product is:

1. Defective and not under warranty, or
2. An advance replacement is required without verification of whether the product is defective and under warranty.

Please send Purchase Orders to the following:

- Preferred Method Email:
BAS-rgacreditgrp.us@dormakaba.com
- Fax: 1-877-835-1030

October 2015

STANLEY Commercial Hardware

RETURNED AUTHORIZATION (RA) NON-WARRANTY

RA POLICY: A Return Authorization Form must be utilized to return products that are not defective and otherwise in a resalable condition. Only goods with an invoice date of less than one (1) year will be considered for a non-warranty related return. All materials returned to Stanley for any reason (other than warranty), must have a correct Return Authorization (RA) number applied to the outside of the shipping carton. A thirty percent (30%) re-stocking charge (of the purchase price) will be applied to the Distributor's account for orders returned, including orders that were placed by customer in error. Transportation charges of returned goods must be prepaid by the Distributor. All goods must be returned within sixty (60) calendar days of RA issue date. All goods must be returned in original packaging and be in resalable condition. Product not returned in saleable condition is subject to disposal by Stanley with no credit issued. Commercial Hardware items that are special made to order items will not be returned under any circumstances.

RA PROCESS: Requests for non-warranty related returns can be initiated by submitting an email to **BAS-rgacreditgrp.us@dormakaba.com**.

The RA Request Form must be completed entirely to process an RA. The following information will be needed:

- End User Name
- Account Number
- Contact Name
- Phone Number
- Purchaser Order Number
- Sales Order Number
- Item Number
- Item Quantity
- Description of the Problem

1. Upon review and approval of the submitted RA request, a claim number is logged and provided back to the requestor by a Stanley Team member:
2. Once a claim number is issued, this number should be noted on all references and communications concerning said RA.
3. Product should be returned to the address below. The shipment must be marked with the approved RA claim number to ensure prompt processing and attention. All shipping charges prepaid by customer.

BEST Access Solutions, Inc.
Attn: Returns Department
6161 East 75th Street
Indianapolis, IN 46250

4. The RA will be processed once material is received at Stanley's factory provided it is received in its original packaging and is in saleable condition.
5. Credit is issued to the Distributor account and a credit memo is mailed to the Distributor.

FULFILLMENT ISSUES

Any quality issues (missing parts, wrong parts, handling, finish, etc) should be submitted electronically to: BAS-rgacreditgrp.us@dormakaba.com or your Local Stanley Representative.

Please reference your original Purchase Order (PO) Number, Factory Order Number, Distributor Account, Contact Information (E-mail/Fax), and include a detailed description of the issue.

1) ITEMS MISSING FROM A SHIPMENT: If you have signed your shipment short, Stanley Customer Service will promptly issue a No Charge replacement order for the missing products.

If the shipment was not signed short but after review, Stanley Customer Service determines (based on shipping weights, packing lists, etc) that the order was indeed shipped short, a No Charge replacement will be issued.

If Stanley Customer Service cannot verify a shipping error, an advance replacement order will be entered, charged, and expedited to the Distributor. The quality issue will be forwarded to the Return Authorization Credit Group for resolution.

If it is determined that the item was omitted from the order due to a Stanley order entry error, a change order will be entered and expedited for the missing products.

Please see Stanley's price book for further detail.

2) WRONG ITEMS RECEIVED (parts, handling, function, finish, etc):

Advanced replacements will be issued for any wrong items received. **Such orders will be charged based on pricing/ discounts from the original order.** The issue will be forwarded to Stanley's Return Authorization Credit Group for resolution.

Any quality issue that is determined to be either a Stanley order entry and/or manufacturing error will have an advanced replacement order entered and will be expedited. An RA will be issued to return the incorrect products. No re-stock fee will apply for Stanley order entry and/or manufacturing errors.

Keying System Summary

| | | | |
|--------|-------|-------------------|----------------|
| SHEET | DATE: | PURCHASE ORDER #: | SALES ORDER #: |
| 1 of 2 | | | |

| SOLD TO: |
|----------|
| |
| |
| |
| |

| SHIP TO: |
|----------|
| |
| |
| |
| |

| 1. JOB NAME & ADDRESS |
|-----------------------|
| |
| |
| |
| |

| 2. SYSTEM STATUS |
|----------------------------------------------------------------|
| <input type="checkbox"/> NEW <input type="checkbox"/> EXISTING |

| 3. SYSTEM TYPE |
|-------------------------------------------------------------------------------|
| <input type="checkbox"/> SKD <input type="checkbox"/> Maison (Cross Keying) |
| <input type="checkbox"/> MK <input type="checkbox"/> CK (Construction Keying) |
| <input type="checkbox"/> GMK |
| <input type="checkbox"/> GGMK |

| 4. KEYS |
|--------------------------------------------------------------------------------------------------------------------------------------------------------------------|
| KEYWAY SELECTION |
| <input type="checkbox"/> KWIKSET <input type="checkbox"/> YALE - GA |
| <input type="checkbox"/> WEISER <input type="checkbox"/> SARGENT - LA |
| <input type="checkbox"/> SCHLAGE - C <input type="checkbox"/> SFIC - F (IC CORE) |
| KEY & CYL STAMPING |
| <input type="checkbox"/> VKC0 No Bitting or Key Set Stamping on Keys <input type="checkbox"/> CKC2 Concealed Key Control Cylinders & VKC Keys |
| <input type="checkbox"/> VKC1 Visual Key Stamping (Keys Only) <input type="checkbox"/> CKC3 Concealed Key Control Cylinders Only |
| <input type="checkbox"/> VKC2 Special Stamping (other than standard symbols) <input type="checkbox"/> DND Do Not Duplicate (Keys Stamped) |
| <input type="checkbox"/> VKC3 Visual Key Control (Cylinder face only - levers & deadbolts) <input type="checkbox"/> VKC4 Visual Key Control (Keys & Cylinder face) |
| - Keys: up to 6 characters - Cylinder face: Up to 4 characters - Cylinder side: Up to 6 characters |

| 5. KEY QUANTITY | | |
|--------------------------------------------------------------------------------------------------------------------------|-------|------------|
| MASTER LEVEL | STAMP | QTY |
| <input type="checkbox"/> GGM | | |
| <input type="checkbox"/> GM | | |
| <input type="checkbox"/> | | |
| <input type="checkbox"/> MK/GROUP | | |
| <input type="checkbox"/> | | |
| <input type="checkbox"/> OTHER | | |
| <input type="checkbox"/> OTHER | | |
| <input type="checkbox"/> OTHER | | |
| CHANGE KEYS* | | QTY |
| PER CYLINDER/LOCKSET | | |
| PER KEYED ALIKE GROUP | | |
| <small>*Two cut change keys are standard per lockset/cylinder. Key blanks cannot be substituted for cut keys</small> | | |

| 6. CROSS KEYING | |
|-----------------|-------------------------|
| KEY SYMBOL | TO BE OPERATED BY (OBY) |
| | |
| | |
| | |
| | |
| | |
| | |
| | |
| | |
| | |
| | |

Keying System Summary

| | | | |
|--------|-------|-------------------|----------------|
| SHEET | DATE: | PURCHASE ORDER #: | SALES ORDER #: |
| 2 of 2 | | | |

SOLD TO:

.....

.....

.....

7. PACKAGING & MARKINGS

☐ PACK CHANGE KEYS WITH
LOCKS/CYLINDERS (STANDARD)

☐ PACK CHANGE KEYS SEPARATELY

LABEL ENVELOPES:

☐ KEY SYMBOL ☐ DOOR NUMBER

☐ JOB NAME ☐ OTHER*

*MARKINGS FOR OTHER:

SHIP CHANGE KEYS TO:

.....

.....

.....

ATTENTION:

8. SHIPPING INSTRUCTIONS FOR MASTER KEYS

SHIP MASTER KEYS TO:

.....

.....

.....

ATTENTION:

9. SHIPPING INSTRUCTIONS FOR CONSTRUCTION KEYS

SHIP CONSTRUCTION KEYS TO:

.....

.....

.....

ATTENTION:

10. BITTING LIST

PROVIDE BITTING LIST FOR THIS ORDER:

☐ YES ☐ NO

LETTER OF AUTHORIZATION:

☐ ATTACHED

MAIL BITTING LIST TO:

.....

.....

.....

ATTENTION:

11. CONTACT

NAME OF INDIVIDUAL IN YOUR ORGANIZATION WHO
IS KNOWLEDGEABLE ABOUT THIS PROJECT, SHOULD
ANY CLARIFICATION BY NECESSARY (Please Print):

NAME:

FAX #:

PHONE #:

THIS FORM HAS BEEN COMPLETED BY (Please Print):

NAME:

ADDITIONAL INFORMATION (ATTACH)

.....

.....

.....

.....

.....

STANLEY®

6161 East 75th Street
Indianapolis, IN 46250 USA

Phone 855-365-2407

stanleyhardwarefordoors.com

PL67CH • 01/18

© 2017 dormakaba Holding. All rights reserved.

© 2017 Stanley Black & Decker, Inc. STANLEY® and the STANLEY® Notched Rectangle logo are registered trademarks of Stanley Black & Decker Inc. or one of its affiliates, and are used under license

dormakaba 

dormakaba.com