



PRICE BOOK 2017

PRICING

Pricing & Policies

Pricing, Policies & Warranty

Pricing Policies.....P1.1

ELECTRIC LOCKING

Control Trim Solutions

Retrofit Control Trim For Panic Devices

LEXI.....P1.3

Mortise & Cylindrical Control Trim Packages

ELECTRA.....P1.9

Exit Device & Control Trim Packages

ACCED.....P1.12

Power Supplies, Electric Transfers & Wiring

POWER.....P1.15

Mantraps, Sally Ports, Interlocks, Secured Wards & Other
Entry & Exit Control Systems

RACHIE.....P1.17

Advanced Request-To-Exit Trim

ARTE.....P1.19

MECHANICAL LOCKING

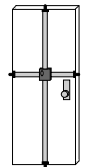
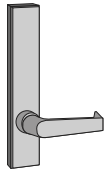


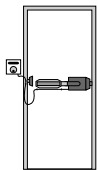
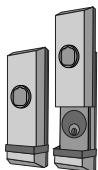
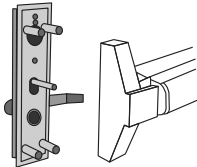
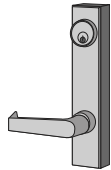
Forced Entry Solutions

Cylinder Protection

Securiguard(6000).....P1.21

Multi-Point Secondary Locks (Surface Applied, Non Emergency)

MPPoliceLock(4800).....P1.22



Please Visit

www.securitech.com/registration

To Register Your Price Book

toll free **800.622.LOCK**
local **718.392.9000**
fax **718.392.8944**

SECURITECH GROUP, INC.
54-60 46th St., Maspeth, NY 11378
www.securitech.com

Securitech's policy is to work cooperatively with our distributors and dealers to exceed the needs and requirements of our users.

ACCEPTANCE

Orders are accepted at the sole discretion of Securitech Group, Inc. Securitech reserves the right to decline an order at its sole discretion.

AUTHORIZATION TO PURCHASE

Knowledge or possession of the price list does not constitute the right to purchase from Securitech.

CHANGES & CANCELLATIONS

All changes to an order must be in writing. Changes and cancellations are subjected to material and labor charges incurred prior to the change or cancellation notification and shall be due and payable upon billing by Securitech.

CLAIMS

All claims for shortages must be made within one week of receipt of material. All claims for shortages or damages by the carrier shall be made directly by the customer to the carrier. Any change or alteration to an invoice must be approved by Securitech in advance of payment.

CONFIRMATION

To ensure accuracy, Securitech requires a signed Order Entry Confirmation prior to releasing an order to production. Failure to provide Securitech with a confirmation will delay the order.

CREDIT TERMS

Securitech retains the right to issue or change credit terms at its sole discretion.

DELIVERY

Securitech will provide an estimated delivery date. Securitech shall not be held liable or accountable for any damages or costs incurred due to missed or changed delivery date.

FINANCE CHARGES

Securitech retains the right to issue finance charges of 1.5% per month on all delinquent accounts. The customer shall be responsible for all collection costs, court costs and attorney's fees (where allowed by law) in connection with the recovery of any delinquent account.

FREIGHT

F.O.B. Maspeth, NY. Customer is responsible for all freight costs. Securitech will ship with the carrier of its choice, unless instructed otherwise. Freight is not included in rush charge.

MINIMUM INVOICE AMOUNT

Securitech retains the right to determine the minimum invoice amount for any account.

LEGAL

All transactions shall be governed by the laws of the State of New York.

PRICES

Prices are subject to change without notice and are only guaranteed when presented by Securitech by a quotation and subject to the dates listed in the quotation. Securitech reserves the right to correct any printed or clerical errors at any time.

RETURNS

All returns shall require pre-authorization by Securitech and the issuance of an RGA number. All returns must comply with the terms and requirements listed on the RGA and are subject to review and acceptance upon receipt by Securitech. Returns are subject to a restocking fee as determined by Securitech and are issued at the sole discretion of Securitech.

TAXES

Securitech sales are to authorized resellers who shall furnish applicable sales certificates to Securitech. All prices exclude any federal, state or local taxes.

TERMS OF SALE

Securitech terms for open status accounts are Net 30 days. Discounts are offered at the sole discretion of Securitech and are listed individually upon the invoice.

Securitech Group, Inc. Rush Order Policy (Effective 10/07)

We try very hard accommodate all our customers and honor requested ship dates. We understand that there will be circumstances requiring "Rush" orders and will make good faith efforts to honor those requests, according to the policy below. However, it is impossible for Securitech to honor each and every rush order request. Dealers should maintain an inventory of the most popular items they sell.

Rush charges are necessary as greater effort and expenses are incurred to fulfill rush shipments. Rush orders also impact our ability to make on-time shipments. Customers will be informed of rush charges before they are entered on the order. Customers must accept the rush charge before the order can be processed.

Rush orders will be accepted until 2pm EST (3pm EST for west coast customers). Any orders received after that time cannot be processed on the same day. Rush charges may be waived at the discretion of management and will be indicated in writing on the purchase order confirmation.

Rush Charge Schedule:

-Standard: 10% - shipped within 48 hours after receipt of a confirmed order.
-Extreme: 15% -shipped within 24 hours of a confirmed order, requires telephone request as well.

FREIGHT IS NOT INCLUDED IN RUSH CHARGE

Under normal circumstances the following products can ship with RUSH status. Quantity may affect availability

All products must be of standard finish, size and have no custom mechanical or electric components.

1. SERPENT Complete Products: SEL-100, 200, 110, 210,120, 220, SEL-IAL, SEL-DDA, SEL-481/482, SEL-GK2
 - a. Exterior Trim: SEL-KLT, SEL-MTT, SEL-KDT, SEL-MDT
 - b. Alarms: SEL-A10, SEL-A20
 - c. Spare Parts: SEL-SSO,
2. 4800 Complete Products: 4820, 4820V, 4840, 4840P, 4831,4832,4833 (In swing or out swing)
 - a. Exterior Control: XX, HG, BG
 - b. Internal Control: All options (TT, LT, CO, RO)
 - c. Standard Door width, height and thickness ("37")
 - d. Spare Parts: MPK-EK12, 4840MECH, 48TPC-ASM
3. SECURIGUARD Models 6300, 6305

The following products are not available under the above rush program: 7000 Series, 8000 Series, any SHD, any SBD, any TT, special finishes, LEXI, ACCED, ELECTRA, RACHIE, ARTE, CUSTOM ELECTRICAL AND/OR MECHANICAL PRODUCTS.

Please contact the factory for lead times.

This policy is subject to change without notice.

Limited Warranty

The Securitech Group, Inc (The Company) warrants that its products sold are free from defects in workmanship and materials under normal use and service.

This warranty does not cover damage or defects arising from improper installation, improper storage, abuse, or products being used in application other than in a manner which product was intended.

The only liability of the Company in tort or contract whether under warranty or otherwise shall be limited to the repair or replacement of any product or component part which shall prove defective as covered by this warranty.

Electric Locks & Trims

- UG Trims:** (2) Two Year Mechanical Warranty
(5) Five Year Warranty on electrical components
- GG Trims:** (2) Two Year Mechanical Warranty
(5) Five Year Warranty on electrical components

Power Transfer Hinges, TransX, Yamaka, Mini Hinge:

- (1) One Year Warranty

Power Supplies, Alarms, Key Switches, other products:

- (1) One Year Warranty

Multi-Point & Mechanical Locks

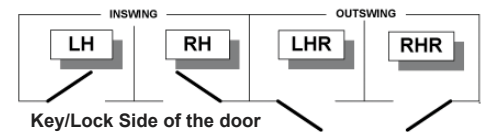
- Serpent: [5] Five Year Mechanical & [1] One Year Electrical Warranty
- 4800 Series: (3) Three Year Mechanical Warranty
- 6000 Series: (1) One Year Mechanical Warranty
- 7000 Series: (1) One Year Mechanical Warranty
- 8000 Series: (1) One Year Mechanical Warranty

Finishes

B. H. M. A.	Description
630	Satin Stainless Steel
605	Bright Brass
606	Satin Brass
611	Bright Bronze
612	Satin Bronze
613	Oil Rubbed Bronze
625	Bright Chrome
626	Satin Chrome
629	Bright Stainless
676	Powder Coated Black

Handing

The door handing is determined by looking at the door from the exterior (key) side of the door.



Look at the hinges.

See if the door swings into the room or out of the room.

Glossary of Terms

Classroom Function: Lever remains unlocked until re-locked by key

Storeroom Function: Single entry, lever relocks when key is removed

Fail-Secure: Lever remains locked with loss of power

Fail-Safe: For re-entry applications; lever unlocks with loss of power

Request-To-Exit: Moving interior lever or pushing panic bar sends signal for exiting. Eliminates need for P-I-R switches or other detectors.

Key Usage Switch: Single rotation of the key changes state of switch from off to on or on to off

Momentary Switch: State of switch changes only as long as key is rotated

Latch Position Switch: Indicates that latch is fully extended

Key On/Off Switch: A switch performs a function when activated by rotating the key.

Bond Sensor: Verifies bonding between magnet and armature on magnetic locks.

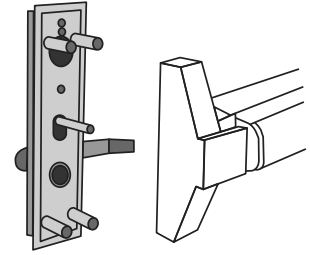
Door Status Switch: Senses open and closed door position.

LEXI™ Pricing

54-60 46th Street, Maspeth NY 11378 | 800.622.LOCK | local: 718.392.9000 | fax: 718.392.8944 | www.securitech.com

RETROFIT CONTROL TRIM FOR EXISTING EXIT DEVICES

*Below is pricing for Securitech's popular LEXI models.
To price other custom models start with the series as the base price.
Add the appropriate prices for each designation.
The total is the model's list price.*



LEXI POPULAR MODEL PRICES (Specify handing.)

MODELS (page E2.2)		LIST PRICE
EDT-G20-D11-J2F1-630	24vDC Release For Jackson Concealed Vertical Rod Exit Devices (CVR-885, 1085, 1285, 2085); Single Entry, Fail-Secure	\$905
EDT-G20-D13-J2F1-630	24vDC Release For Jackson Concealed Vertical Rod Exit Devices (CVR-885, 1085, 1285, 2085); Single Entry, Fail-Secure, Key Usage Switch	\$1095
EDT-G20-D11-D4G2-630	24vDC Release For Doromatic Concealed Vertical Rod Exit Devices (CVR-1690, 990); Single Entry, Fail-Secure	\$905
EDT-G20-D13-D4G2-630	24vDC Release For Doromatic Concealed Vertical Rod Exit Devices (CVR-1690, 990); Single Entry, Fail-Secure, Key Usage Switch	\$1095
EDT-G20-D11-V1A1-630	24vDC Release For Von Duprin Rim Exit Devices (RIM-99EO, 99NL(cyl), 99TP, 99K, 9927EO, 9927NL(cyl), 9927L, 9927K, 9947EO, 9947NL(cyl), 9947L); Single Entry, Fail-Secure	\$870
EDT-G20-D13-V1A1-630	24vDC Release For Von Duprin Rim Exit Devices (RIM-99EO, 99NL(cyl), 99TP, 99K, 9927EO, 9927NL(cyl), 9927L, 9927K, 9947EO, 9947NL(cyl), 9947L); Single Entry, Fail-Secure, Key Usage Switch	\$1060
EDT-G20-D11-Y1A1-630	24vDC Release For Yale & Corbin Russwin Exit Devices (Yale: SVR-7110, SQB-7150n, CVR-7140n, RIM-7200w, CVR-7240; Corbin Russwin: RIM-ED5200n, SVR-ED5400n, CVR-ED5800n, RIM-ED4200, SVR-ED4400, SVR-ED4800, RIM-ED6200, SVR-6400EO, CVR-ED6800EO); Single Entry, Fail-Secure	\$830
EDT-G20-D13-Y1A1-630	24vDC Release For Yale & Corbin Russwin Exit Devices (Yale: SVR-7110, SQB-7150n, CVR-7140n, RIM-7200w, CVR-7240; Corbin Russwin: RIM-ED5200n, SVR-ED5400n, CVR-ED5800n, RIM-ED4200, SVR-ED4400, SVR-ED4800, RIM-ED6200, SVR-6400EO, CVR-ED6800EO); Single Entry, Fail-Secure, Key Usage Switch	\$1020

START HERE TO BUILD YOUR CUSTOM MODEL

LEXI PRICE LIST

SERIES	DESCRIPTION	LIST PRICE
EDT	Exit Device Trim	750
EMT	Exit Device Trim, Maglock Built In Trim	915

TRIM STYLE	DESCRIPTION	LIST PRICE
G2	GG Style Trim; Durable, Slip Clutch Model (vandal-resistant)	-

LEVER TYPE	DESCRIPTION	ADD TO LIST PRICE
0	Standard With Return	-
2	Tapered	45
3	Tubular With Return	45
4	Tapered With Return	45

CONTINUED ON NEXT PAGE

All hardware is manufactured for Standard 3' x 7' x 1-3/4" doors.

LEXI™ Pricing

54-60 46th Street, Maspeth NY 11378 | 800.622.LOCK | local: 718.392.9000 | fax: 718.392.8944 | www.securitech.com

FUNCTION GROUPS	DESCRIPTION	ADD TO LIST PRICE
D11	24vDC Release, Single Entry, Fail-Secure	-
D13	24vDC Release, Key Usage Switch	190
D15	24vDC Release, Key On/Off Switch	135
D31	24vDC Release, Classroom Function	60
R11	Re-Entry Function, 24vDC Required, Fail-Safe	60
R13	Re-Entry Function, Key Usage Switch	250
A11	24vAC (30VA) Release, Single Entry, Fail-Secure	
A13	24vAC (30VA) Release, Key Usage Switch	190
M10	Mechanical, Single Entry	-125
M30	Mechanical, Classroom Function	-80
M00	Mechanical, Dummy Trim	-150
M02	Passage	-175
		-
MP&O	DESCRIPTION	ADD TO LIST PRICE
D4G2	Doromatic, CVR-1690, 990	155
D6G2	Doromatic, CVR-3700	155
J2F1	Jackson, CVR-885, 1085, 1285, 2085	155
K1E1B	Kawneer, CVR-Paneline (wide stile only)	285
V1A1	Von Duprin, Rim-99EO, 99NL(cyl), 99TP, 99K, 9927EO NL(cyl), 9927L, 9927K, 9947EO, 9947NL(cyl), 9947L	120
Y1A1	Yale, VR7110, SQB7150(n), CVR7140(n), Rim7200(w), CVR7240, Rim-ED5200(n), SVR-ED5400(n), CVR-ED5800(n), Rim-ED4200, SVR-ED4400, SVR-ED4800, Rim-ED6200, SVR-ED6400(EO), CVR-ED6800(EO)	80
Y3A	Yale, Rim7100(w), SQB7150(w), SVR7110(w), CVR7140(w)	120
OTHER MP&O MODELS		ADD TO LIST PRICE
LEVEL I	(Includes Mounting Plate For Dummy Trim)	80
LEVEL II		120
LEVEL III		155
LEVEL IV		175
LEVEL V		245
LEVEL VI		285
SPECIAL FUNCTIONS	DESCRIPTION	ADD TO LIST PRICE
OPTIONAL (List As Needed)		
F1	Lever Position Switch	175
F3	Thick Door (2-2 1/2)	45
F4	LED Lever Release Indicator	310
F5	Security Fasteners	40
F6	Piezo Sounder For Lever	80
FINISH	DESCRIPTION	ADD TO LIST PRICE
630	Satin Stainless Steel	-
605	Bright Brass	220
606	Satin Brass	145
613	Oil Rubbed Bronze -Powder Coated-	145
629	Polished Stainless Steel	225
DOOR HANDING	DESCRIPTION	ADD TO LIST PRICE
LHR	Left Hand Reverse Door	
RHR	Right Hand Reverse Door	

All hardware is manufactured for Standard 3' x 7' x 1-3/4" doors.

LEXI™ MP&O Finder

54-60 46th Street, Maspeth NY 11378 | 800.622.LOCK | local: 718.392.9000 | fax: 718.392.8944 | www.securitech.com

FIND YOUR EXIT DEVICE MODEL NUMBER. FIND THE CORRESPONDING MP&O. PLACE THE MP&O DESIGNATION INTO FIELD #4 ON THE LEXI MODEL BUILDER PAGE.

Von Duprin Exit Devices

MODEL	TYPE	DEVICE	EXTERIOR	OPERATOR	MP&O	LEVEL
22	RIM	22NL	No Longer Supported	N/A	N/A	N/A
33	RIM	33EO	No Longer Supported	N/A	N/A	N/A
33	RIM	33NL-OP	No Longer Supported	N/A	N/A	N/A
33	RIM	33L	No Longer Supported	N/A	N/A	N/A
3327	SVR	3327L	No Longer Supported	N/A	N/A	N/A
3347	CVR	3347L	LEVER TRIM	372L	V9D6	IV
3347	CVR	3347TL	THUMBTURN	376T	V13D6*	IV
33A	RIM	33AEO	NONE	N/A	V10A4	II
33A	RIM	33ANL	CYLINDER	386NL	V10A4	II
33A	RIM	33AL	LEVER TRIM	360L	V10A4	II
3327A	SVR	3327A	LEVER TRIM		V10A4	II
33A47	CVR	33A47EO	NONE	N/A	V10A4	II
33A47	CVR	33A47NL	CYLINDER	386NL	V10A4	II
33A47	CVR	33A47L	LEVER TRIM	360L	V10A4	II
33A47	CVR	33A47TL	THUMBTURN	376T	V13D6*	IV
5547	CVR	5547TL	THUMBTURN	376T	V13D6*	IV
55	RIM	55NL	LEVER TRIM	5575NL	V18A1	IV
88	RIM	88NL	CYLINDER	880NL	V2A1	II
88	RIM	88TP	THUMB PIECE	880TP	V15A1**	IV
88	RIM	88L	LEVER TRIM	373L	V20B4	II
88	RIM	88K	KNOB	880K	V2B1	III
8875	MORTISE	8875L	LEVER TRIM	373L	V7B1	II
8827	SVR	8827TP	THUMB PIECE	880TP	V11D9***	IV
8827	SVR	8827L	LEVER TRIM	373L	V12B4	II
8847	CVR	8847EO	NONE	N/A	V13D6*	IV
8847	CVR	8847TL	THUMBTURN	377T	V13D6*	IV
99	RIM	99EO	NONE	N/A	V1A1	II
99	RIM	99L	LEVER TRIM	996L	V1A1	II
99	RIM	99NL	CYLINDER/PLATE	990NL	V4A1	II
99	RIM	99NL	CYLINDER ONLY	110NL	V1A1	II
99	RIM	99TP	THUMB PIECE	990TP	V1A1	II
99	RIM	99K	KNOB	991K	V1A1	II
9975	MORTISE	9975L	LEVER TRIM	992L	V14B8	III
9975	MORTISE	9975K	KNOB	991K	V14B8	III
9927	SVR	9927EO	NONE	N/A	V1A1	II
9927	SVR	9927NL	CYLINDER/PLATE	990NL	V4A1	II
9927	SVR	9927NL	CYLINDER ONLY	110NL	V1A1	II
9927	SVR	9927TP	THUMB PIECE	990TP	V4A1	II
9927	SVR	9927L	LEVER TRIM	992L	V1A1	II
9927	SVR	9927K	KNOB	991K	V1A1	II
9947	CVR	9947EO	NONE	N/A	V1A1	II
9947	CVR	9947NL	CYLINDER/PLATE	990NL	V4A1	II
9947	CVR	9947NL	CYLINDER ONLY	110NL	V1A1	II
9947	CVR	9947L	LEVER TRIM	992L	V1A1	II

* Must use rod member #109112 for MP&O #V13D6
 ** Requires Von Duprin #CKNL kit to use MP&O #V15A1

Universal Mounting Plates

MP&O	LEVEL	WIDTH	HEIGHT
U1A1	II	2"	13"
U2A1	II	3"	13"
U3D2	II	3"	13"
U4A7	II	2.5"	14.25"
U1D6	III	2"	13"
U1D7	III	2"	13"

Universal Mounting Plates do not match a specific manufacturer's templating and do not thru-bolt to exit devices. They are designed to thru-bolt around the exit device head and can be used with various, but not all exit devices.

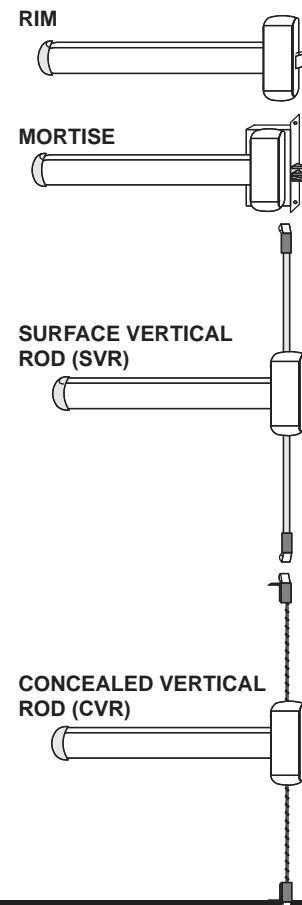
All Universal Mounting Plates include 4 thru-bolts except the U3D2 MP&O which comes with 2 thru-bolts.

U1A1 & U2A1 replicate rim cylinder tailpiece

D2 operator used for Monarch 18 CVR

D6 operator used for lifting motion on different CVR devices

D7 operator used for lifting motion on Sargent CVR devices



We are constantly adding MP&O's based upon customer requests. If the MP&O for an exit device you need is not listed, please contact the factory and we'll work with you to meet your needs.

All hardware is manufactured for Standard 3' x 7' x 1-3/4" doors.

FIND YOUR EXIT DEVICE MODEL NUMBER. FIND THE CORRESPONDING MP&O. PLACE THE MP&O DESIGNATION INTO FIELD #4 ON THE LEXI MODEL BUILDER PAGE.

ALUMINUM DOOR SOLUTIONS

Jackson Exit Devices

MODEL	TYPE	MP&O	LEVEL
885	CVR	J2F1	III
1085	CVR	J2F1	III
1085	CVR	J6F1*	III
1285	CVR	J2F1	III
2085	CVR	J2F1	III
3185	CVR	J1H2	IV
1095	RIM	J3A4	III
1295	RIM	J4A5	III

Kawneer Exit Devices

STILE	TYPE	MP&O	LEVEL
WIDE	CVR	K1E1B**	VI
NARROW	CVR	K2E2**	V

Stanley Exit Devices

MODEL	TYPE	DEVICE	EXTERIOR	MP&O	LEVEL	STILE
QED100	RIM	QED111	LEVER OR PULL	Q1A7	III	WIDE

Corbin/Russwin Exit Devices

MODEL	TYPE	DEVICE	EXTERIOR	MP&O	LEVEL	STILE
ED5000	RIM	ED5200		Y1A1 / Y3A1	I / II	NARROW / WIDE
ED5000	SECURITY	ED5200S		Y1A1 / Y3A1	I / II	NARROW / WIDE
ED5000	MORTISE	ED5600L	LEVER TRIM	Y2B1	II	N/A
ED5000	SVR	ED5400		Y1A1 / Y3A1	I / II	NARROW / WIDE
ED5000	CVR	ED5800		Y1A1 / Y3A1	I / II	NARROW / WIDE
ED4000	RIM	ED4200		Y1A1	I	N/A
ED4000	SVR	ED4400		Y1A1	I	N/A
ED4000	CVR	ED4800		Y1A1	I	N/A
ED6000	RIM	ED6200***	EXIT ONLY	Y1A1	I	N/A
ED6000	RIM	ED6200****	THUMBPIECE	C6L1	III	N/A
ED6000	RIM	ED6200	LEVER TRIM	C6L1	III	N/A
ED6000	RIM	ED6200	KNOB	C6L1	III	N/A
ED6000	SVR	ED6400***	EXIT ONLY	Y1A1	I	N/A
ED6000	SVR	ED6400****	THUMBPIECE	C6L1	III	N/A
ED6000	SVR	ED6400	LEVER TRIM	C5C2	III	N/A
ED6000	SVR	ED6400	KNOB	C6L1	III	N/A
ED6000	CVR	ED6800***	EXIT ONLY	Y1A1	I	N/A
ED6000	CVR	ED6800****	THUMBPIECE	C6L1	III	N/A
ED6000	CVR	ED6800	LEVER TRIM	C6L1	III	N/A
ED6000	CVR	ED6800	KNOB	C6L1	III	N/A
ED8000	RIM	ED8200	EXIT ONLY	C3A3	III	N/A
ED8000	RIM	ED8200	LEVER OR KNOB	C3A3	III	N/A
ED8000	SVR	ED8400	EXIT ONLY	C3A3	III	N/A
ED8000	SVR	ED8400	LEVER OR KNOB	C3A3	III	N/A

Adams-Rite Exit Devices

MODEL	TYPE	MP&O	LEVEL
8400	MORTISE	Contact Securitech	
8600-LHR	CVR	A2A8	II
8600-RHR	CVR	A3A8	II
8675-LHR	CVR	A2A8	II
8675-RHR	CVR	A3A8	II

Monarch Exit Devices

MODEL	TYPE	MP&O	LEVEL
17R	RIM	M1D2	II
17M	MORTISE	M1D2	II
18R	RIM	M3B9	II
18SVR	SVR	M2A1	II
19SVR	SVR	M4A1	II
19 R EO	RIM	M5A1	II

Doromatic Exit Devices

MODEL	TYPE	MP&O	LEVEL
1690	CVR	D4G2	III
990	CVR	D4G2	III
1990	CVR	D10G2	III
1790-RHR	RIM	D6G2	III
1790-LHR	RIM	D6G1	III
3700	RIM	D6G2	III
3690	CVR	D4G2	III

Detex Exit Devices

MODEL	TYPE	MP&O	LEVEL
V4001	RIM	T1A10	IV

Hager Exit Devices

MODEL	TYPE	MP&O	LEVEL
4500	RIM	H1A7	IV

ED5000 Series

All exits will accept trims.

Function of device is in trim not in the exit head.

The narrow Y1 plate should be used on new construction or doors not yet prepped for Corbin Russwin 700/900 trims.

The Y3 backplate is the same dimensions as the escutcheon for the 700/900 trim by Corbin Russwin. Use on retrofit projects.

ED4000 Series

All narrow-stile exits will accept trims.

Function of device is in trim not in the exit head.

The Y1A1 MP&O bolts directly to the head of the exit device.

ED8000 Series

Trim bolts thru door above and below device as well as once to head of device for alignment

*For retrofit. Covers old exterior trim holes.

**For use with PANELINE 350 Doors

***Requires upgrade cassette in exit device head to accept trim

****The C2 Plate will not cover all old thumbpiece holes

We are constantly adding MP&O's based upon customer requests. If the MP&O for an exit device you need is not listed, please contact the factory and we'll work with you to meet your needs.

LEXI™ MP&O Finder

54-60 46th Street, Maspeth NY 11378 | 800.622.LOCK | local: 718.392.9000 | fax: 718.392.8944 | www.securitech.com

FIND YOUR EXIT DEVICE MODEL NUMBER. FIND THE CORRESPONDING MP&O. PLACE THE MP&O DESIGNATION INTO FIELD #4 ON THE LEXI MODEL BUILDER PAGE.

Yale Exit Devices

MODEL	TYPE	EXTERIOR	OPERATOR	MP&O	LEVEL	STILE
7100/7150	RIM	NONE	N/A	Y1A1 / Y3A1	I / II	NARROW / WIDE
7100/7150	RIM	CYLINDER	N/A	Y1A1 / Y3A1	I / II	NARROW / WIDE
7100/7150	RIM	THUMBPIECE	530	Y1A1 / Y3A1	I / II	NARROW / WIDE
7100/7150	RIM	LEVER TRIM	520/620	Y1A1 / Y3A1	I / II	NARROW / WIDE
7100/7150	RIM	KNOB	CA544	Y3A1	II	N/A
7130	MORTISE	NONE	N/A	Y2B1	II	N/A
7130	MORTISE	LEVER TRIM	520/620	Y2B1	II	N/A
7110	SVR	NONE	N/A	Y1A1 / Y3A1	I / II	NARROW / WIDE
7110	SVR	THUMBPIECE	530	Y1A1 / Y3A1	I / II	NARROW / WIDE
7110	SVR	LEVER TRIM	520/620	Y1A1 / Y3A1	I / II	NARROW / WIDE
7110	SVR	KNOB	CA544	Y3A1	II	N/A
7140	CVR	NONE	N/A	Y1A1 / Y3A1	I / II	NARROW / WIDE
7140	CVR	THUMBPIECE	530	Y1A1 / Y3A1	I / II	NARROW / WIDE
7140	CVR	LEVER TRIM	520/620	Y1A1 / Y3A1	I / II	NARROW / WIDE
7140	CVR	KNOB	CA544	Y3A1	II	N/A
7200	RIM	NONE	N/A	Y1A1	I	N/A
7200	RIM	CYLINDER	501	Y1A1	I	N/A
7200	RIM	THUMBPIECE	T14	Y1A1	I	N/A
7200	RIM	LEVER TRIM	500	Y1A1	I	N/A
7210	SVR	NONE	N/A	Y1A8	I	N/A
7210	SVR	CYLINDER	501	Y1A8	I	N/A
7210	SVR	THUMBPIECE	T14	Y1A8	I	N/A
7210	SVR	LEVER TRIM	500	Y1A8	I	N/A
7240	CVR	NONE	N/A	Y1A1	I	N/A
7240	CVR	CYLINDER	501	Y1A1	I	N/A
7240	CVR	THUMBPIECE	T14	Y1A1	I	N/A
7240	CVR	LEVER TRIM	500	Y1A1	I	N/A

Yale 7100 Series

All exit devices will accept trims. Function of device is in trim not in the exit head.

Y1A1 - The Y1 is a narrow plate and should be used on new construction or doors not yet prepped for Yale wide-stile trims.

Y3A1 - The Y3 is a wide backplate and uses the same dimensions as the escutcheon for the 520/620 lever trims. Use on retrofit projects.

The Y1 plate used with 7100 devices uses 4 thru-bolt studs.

Yale 7200 Series

All narrow stile exits will work with lever trims. Function of device is in trim not in the exit head.

Y1 plate bolts directly to head of 7200 narrow stile exit device in the middle 2 locations.

Sargent Exit Devices

MODEL	TYPE	MP&O	LEVEL
8400	CVR	S1D7	III
8400ET	CVR	S1D8	III
8600	CVR	S1D8	III
8810F	RIM	S2A1	I
8810RD	RIM	S2A1	I
8800R	RIM	S2A1	I
8880R	RIM	S2A1	I
8813	RIM	S2A1	I
8888R	RIM	S6A1	III
8300	MORTISE	S4B2	I
8700	SVR	S4B2	I
8900	MORTISE	S4B2	I
9800	RIM	S4B2	I
9900	MORTISE	S3C1	III
9900	MORTISE	S4B2	I
9700	SVR	S4B2	I

Precision Exit Devices

MODEL	TYPE	MP&O	LEVEL
110	RIM	P1A1	II
110	RIM	P3C1	III
1103R	RIM	P15C3	II
1103R	RIM	P15C3	II
1203	SVR	P1A1	II
200	SVR	P15C1	III
1200	SVR	P1A1	II
1305	MORTISE	P2B1	II
1800	CVR	P601	III
2603	CVR	P8A1	II
2103	RIM	P9A1	III
2208	SVR	P10A1	II
2400	RIM	P13A1	II

*For retrofit. Covers old exterior trim holes.

Dorma Exit Devices

MODEL	TYPE	MP&O	LEVEL
9100	CVR	B1A1	II
5100	CVR	B2A7	II
5300	RIM	B2A7	II
9400	SVR	B1A1	II
9700	RIM	B3A4	II

American Devices



MODEL	TYPE	MP&O	LEVEL
6100-LHR	CVR	A4A1	II
6100-RHR	CVR	A5A1	II

Stanley K2

MODEL	TYPE	MP&O	LEVEL
QED111	RIM	Q1A7	II


We are constantly adding MP&O's based upon customer requests. If the MP&O for an exit device you need is not listed, please contact the factory and we'll work with you to meet your needs.

All hardware is manufactured for Standard 3' x 7' x 1-3/4" doors.



**YOU WANT,
WE DO**

America's Leading Innovative Manufacturer of Code Compliant Door Locking Solutions



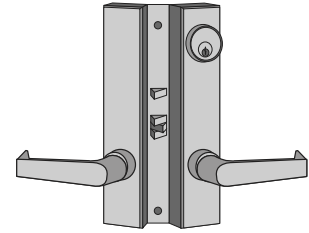
Toll Free: 800.622.LOCK - 718.392.9000 - 54-60 46th St., Maspeth, NY 11378 - www.Securitech.com

ELECTRA™ Pricing

54-60 46th Street, Maspeth NY 11378 | 800.622.LOCK | local: 718.392.9000 | fax: 718.392.8944 | www.securitech.com

CONTROL TRIM PACKAGES FOR MORTISE & CYLINDRICAL LOCKS

*Below is pricing for Securitech's popular ELECTRA models.
To price other custom models start with the series as the base price.
Add the appropriate prices for each designation.
The total is the model's list price.*



ELECTRA POPULAR MODEL PRICES (Specify handing.)

MODELS (page E3.2)		LIST PRICE
MLA-G20-D11-630	Fire-Rated "A" Series Mortise Lockset; 24vDC Release, Single Entry, Fail-Secure	\$1175
MLA-G20-D21-630	Fire-Rated "A" Series Mortise Lockset; 24vDC Release, Single Entry, Fail-Secure, Request-To-Exit	\$1255
MLA-G20-D24-630	Fire-Rated "A" Series Mortise Lockset; 24vDC Release, Single Entry, Fail-Secure, Key Usage Switch, Latch Position Switch, Request-To-Exit	\$1575
MLA-G20-R11-630	Fire-Rated "A" Series Mortise Lockset; 24vDC Re-Entry Release, Single Entry, Fail-Safe	\$1235
MLA-G20-R21-630	Fire-Rated "A" Series Mortise Lockset; 24vDC Re-Entry Release, Single Entry, Fail-Safe, Request-To-Exit	\$1320
MLA-G20-R24-630	Fire-Rated "A" Series Mortise Lockset; 24vDC Re-Entry Release, Single Entry, Fail-Safe, Request-To-Exit, Key Usage Switch, Latch Position Switch	\$1630
MLN-G20-D21-630	Fire-Rated Narrow-Stile Mortise Lockset; 24vDC Release, Single Entry, Fail-Secure Request-To-Exit	\$1255
CLS-G20-D21-630	Cylindrical Control Trim Package With Fire-Rated Deadlatch; 24vDC Release, Single Entry, Fail-Secure, Request-To-Exit	\$1185
CLS-G20-D24-630	Cylindrical Control Trim Package With Fire-Rated Deadlatch; 24vDC Release, Single Entry, Fail-Secure, Request-To-Exit, Key Usage Switch, Latch Position Switch	\$1505

ELECTRA PRICE LIST

ELECTRA M Series	DESCRIPTION	LIST PRICE
MLA	With "A" Series Mortise Lock	\$1,175
MLP	MLA With Door Position Switch	\$1,385
MLS	With "S" Series Mortise Lock	\$1,260
MLM	With Mini-Mortise Lock	\$1,175
MLN	Narrow Stile Mortise Lock	\$1,175
MLX	Mortise Lock By Others	\$1,080
MLD	MLX With Spindle On Diamond	\$1,120
MLZ	With "Z" Series Detention Mortise Lock	\$1,670
MLQ	MLM With Door Position Switch	\$1,380
M	Change "L" To "M" For Maglock Control Models	add 325
ELECTRA C Series	DESCRIPTION	LIST PRICE
CLS	With 2 1/4" Wide Mounting Plate	\$1,105
CLW	With Extra Wide 3 1/2" Mounting Plate	\$1,155
M	Change "L" To "M" For Maglock Control Models	add 325
TRIM STYLE	DESCRIPTION	ADD TO LIST PRICE
G2	GG Style Trim; Durable, Slip Clutch Models (vandal-resistant)	-
LEVER TYPE	DESCRIPTION	ADD TO LIST PRICE
0	Standard With Return	-
2	Tapered	80
3	Tubular With Return	80
4	Tapered With Return	80

CONTINUED ON NEXT PAGE

ELECTRA™ Pricing

54-60 46th Street, Maspeth NY 11378 | 800.622.LOCK | local: 718.392.9000 | fax: 718.392.8944 | www.securitech.com

FUNCTION GROUPS	DESCRIPTION	ADD TO LIST PRICE
D11	24vDC Release, Single Entry, Fail-Secure (Store Room Function)	-
D13	24vDC Release, Key Usage Switch	\$190
D14	24vDC Release, Key Usage Switch, Latch Position Switch	335
D15	24vDC Release, Key On/Off Switch	135
D16	24vDC Release, Latch Position Switch, Key On/Off Switch	250
D17	24vDC Release, Latch Position Switch	145
D21	24vDC Release, Request-To-Exit Signal	80
D23	24vDC Release, Key Usage Switch, Request-To-Exit Signal	260
D24	24vDC Release, Key Usage Switch, Latch Position Switch, Request-To-Exit Signal	400
D25	24vDC Release, Request-To-Exit Signal, Key On/Off Switch	200
D26	24vDC Release, Latch Position Switch, Request-To-Exit Signal, Key On/Off Switch	345
D27	24vDC Release, Latch Position Switch, Request-To-Exit Signal	215
A27	24vAC Release, Latch Position Switch, Request-To-Exit Signal	215
D31	24vDC Release, Classroom Function	60
D37	24vDC Release, Latch Position Switch, Classroom Function	175
D41	24vDC Release, Request-To-Exit Signal, Classroom Function	140
D47	24vDC Release, Latch Position Switch, Request-To-Exit Signal, Classroom Function	245
R11	Re-Entry Function, 24vDC Required, Fail-Safe	60
R13	Re-Entry Function, Key Usage Switch	235
R17	Re-Entry Function, Latch Position Switch	190
R21	Re-Entry Function, Request-To-Exit Signal	145
R23	Re-Entry Function, Key Usage Switch, Request-To-Exit Switch	330
R24	Re-Entry Function, Key Usage Switch, Latch Position Switch, Request-To-Exit Signal	455
R27	Re-Entry Function, Latch Position Switch, Request-To-Exit Switch	270
A11	24vAC (30VA) Release, Single Entry, Fail-Secure	
A21	24vAC (30VA) Release, Request-To-Exit Signal	90
M10	Mechanical, Single Entry	-125
M30	Mechanical, Classroom Function	-80
M00	Mechanical, Dummy Trim	-320
M02	Passage Trim With No Cylinder Opening	-165
M03	Passage Trim With Cylinder Opening	-165
MAGLOCK CONTROL	DESCRIPTION	ADD TO LIST PRICE
OPTIONAL (For Maglock Control Only)		
E0	Maglock By Others	-
E1	1,200 lb. Holding Force Electromagnetic Lock	690
E2	E1 With Bond Sensor	875
E3	E1 With Door Status Switch	875
E4	E1 With E2 & E3 Features	1060
SPECIAL OPTIONS	DESCRIPTION	ADD TO LIST PRICE
OPTIONAL (List As Needed)		
F1	Lever Position Switch	175
F3	Thick Door (2 - 2 1/2")	40
F4	LED Lever Release Indicator	310
F5	Security Fasteners	35
F6	Piezo Sounders For Lever	75

CONTINUED ON NEXT PAGE

All hardware is manufactured for Standard 3' x 7' x 1-3/4" doors.

ELECTRA™ Pricing

54-60 46th Street, Maspeth NY 11378 | 800.622.LOCK | local: 718.392.9000 | fax: 718.392.8944 | www.securitech.com

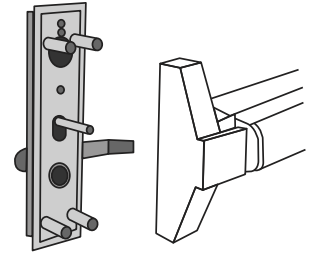
FINISH	DESCRIPTION	ADD TO LIST PRICE
630	Satin Stainless Steel	-
605	Bright Brass	\$390
606	Satin Brass	340
611	Bright Bronze	Call Factory
612	Satin Bronze	Call Factory
613	Oil Rubbed Bronze -Powder Coated-	230
625	Bright Chrome	Call Factory

DOOR HANDING	DESCRIPTION	ADD TO LIST PRICE
LHR	Left Hand Reverse Door	-
RHR	Right Hand Reverse Door	-
LH	Left Hand Door	-
RH	Right Hand Door	-

All hardware is manufactured for Standard 3' x 7' x 1-3/4" doors.

COMPLETE CONTROL TRIM & EXIT DEVICE PACKAGES

*Below is pricing for Securitech's popular ACCED models.
To price other custom models start with the series as the base price.
Add the appropriate prices for each designation.
The total is the model's list price.*



POPULAR MODEL PRICING (Specify handing.)

MODELS (page E4.2)		LIST PRICE
EDR-G20-D24-AI-630	24vDC Release, Single Entry, Fail-Secure, Key Usage Switch, Latch Position Switch, Request-To-Exit	\$2470
EDR-G20-D21-AI-630	24vDC Release, Single Entry, Fail-Secure, Request-To-Exit	\$2120
EDR-G20-R24-AI-630	24vDC Re-Entry Release, Single Entry, Fail-Safe, Key Usage Switch, Latch Position Switch, Request-To-Exit	\$2535
EDR-G20-R21-AI-630	24vDC Re-Entry Release, Single Entry, Fail-Safe, Request-To-Exit	\$2165
FDR-G20-D24-AI-630	Fire-Rated, 24vDC Release, Single Entry, Fail-Secure, Key Usage Switch, Latch Position Switch, Request-To-Exit	\$2600
FDR-G20-D21-AI-630	Fire-Rated, 24vDC Release, Single Entry, Fail-Secure, Request-To-Exit	\$2250
FDR-G20-R24-AI-630	Fire-Rated, 24vDC Re-Entry Release, Single Entry, Fail-Safe, Key Usage Switch, Latch Position Switch, Request-To-Exit	\$2665
FDR-G20-R21-AI-630	Fire-Rated, 24vDC Re-Entry Release, Single Entry, Fail-Safe, Request-To-Exit	\$2295

ACCED PRICE LIST

ACCED R	DESCRIPTION	LIST PRICE
EDR	Rim Exit Device	\$2,020
FDR	Fire-Rated Rim Exit Device	\$2,150
EMR	Rim Device With Maglock Control	\$2,320
FMR	Fire-Rated Rim Device With Maglock Control	\$2,445
ACCED SVR	DESCRIPTION	LIST PRICE
EDS	Surface Vertical Rod Exit Device	\$2,475
FDS	Fire-Rated Surface Vertical Rod Exit Device	\$2,605
EMS	Surface Vertical Rod With Maglock Control	\$2,775
FMS	Fire-Rated EMS Surface Vertical Rod With Maglock Control	\$2,900
ACCED CVR	DESCRIPTION	LIST PRICE
EDC	Concealed Vertical Rod Exit Device	\$2,605
FDC	Fire-Rated Concealed Vertical Rod Exit Device	\$2,735
EMC	Concealed Vertical Rod With Maglock Control	\$2,900
FMC	Fire-Rated Concealed Vertical Rod With Maglock Control	\$3,035
ACCED M	DESCRIPTION	LIST PRICE
EDM	Mortise Exit Lock	\$2,415
FDM	Fire-Rated Mortise Exit Lock	\$2,545
EMM	Mortise Device With Maglock Control	\$2,715
FMM	Fire-Rated Mortise Device With Maglock Control	\$2,850
ACCED RB	DESCRIPTION	LIST PRICE
EDB	Rim Bolt Exit Device	\$2,115
FDB	Fire-Rated Rim Bolt Exit Device	\$2,245
EMB	Rim Bolt Device With Maglock Control	\$2,415
FMB	Fire-Rated Rim Bolt Device With Maglock Control	\$2,545

CONTINUED ON NEXT PAGE

ACCED™ Pricing

54-60 46th Street, Maspeth NY 11378 | 800.622.LOCK | local: 718.392.9000 | fax: 718.392.8944 | www.securitech.com

NARROW STILE	DESCRIPTION	ADD TO LIST PRICE
-N	Narrow-Cover (add designation after series code); Not Available For ACCED M	\$165

TRIM STYLE	DESCRIPTION	ADD TO LIST PRICE
G2	GG Style Trim; Durable, Slip Clutch Models (vandal-resistant)	-

LEVER TYPE	DESCRIPTION	ADD TO LIST PRICE
0	Standard With Return	-
2	Tapered	45
3	Tubular With Return	45
4	Tapered With Return	45

FUNCTION GROUPS	DESCRIPTION	ADD TO LIST PRICE
D11	24vDC Release, Single Entry, Fail-Secure	-
D13	24vDC Release, Key Usage Switch	190
D14	24vDC Release, Key Usage Switch, Latch Position Switch	335
D15	24vDC Release, Key On/Off Switch	135
D16	24vDC Release, Latch Position Switch, Key On/Off Switch	295
D17	24vDC Release, Latch Position Switch	165
D21	24vDC Release, Request-To-Exit Signal	100
D23	24vDC Release, Key Usage Switch, Request-To-Exit Signal	305
D24	24vDC Release, Key Usage Switch, Latch Position Switch, Request-To-Exit Signal	450
D25	24vDC Release, Request-To-Exit Signal, Key On/Off Switch	230
D26	24vDC Release, Latch Position Switch, Request-To-Exit Signal, Key On/Off Switch	385
D27	24vDC Release, Latch Position Switch, Request-To-Exit Signal	245
D31	24vDC Release, Classroom Function	60
D37	24vDC Release, Latch Position Switch, Classroom Function	195
D41	24vDC Release, Request-To-Exit Signal, Classroom Function	140
D47	24vDC Release, Latch Position Switch, Request-To-Exit Signal, Classroom Function	300
R11	Re-Entry Function, 24vDC Required, Fail-Safe	60
R13	Re-Entry Function, Key Usage Switch	235
R17	Re-Entry Function, Latch Position Switch	215
R21	Re-Entry Function, Request-To-Exit Signal	145
R23	Re-Entry Function, Key Usage Switch, Request-To-Exit Switch	330
R24	Re-Entry Function, Key Usage Switch, Latch Position Switch, Request-To-Exit Signal	515
R27	Re-Entry Function, Latch Position Switch, Request-To-Exit Switch	315
A11	24vAC (30VA) Release, Single Entry, Fail-Secure	-95
A21	24vAC (30VA) Release, Request-To-Exit Signal	
M10	Mechanical, Single Entry	-120
M30	Mechanical, Classroom Function	-80
M00	Mechanical, Dummy Trim	-145

DOOR	DESCRIPTION	ADD TO LIST PRICE
A	30" - 36" Wide Doors	-
B	36 1/2" - 48" Wide Doors	65
C	24" - 29 1/2" Wide Doors	500

WIRING	DESCRIPTION	ADD TO LIST PRICE
I	Internal Wiring (at back of bar)	-
T	Armored Transfer Cable	45
L	Internal Wiring With Long Leads	30

CONTINUED ON NEXT PAGE

All hardware is manufactured for Standard 3' x 7' x 1-3/4" doors.

ACCED™ Pricing

54-60 46th Street, Maspeth NY 11378 | 800.622.LOCK | local: 718.392.9000 | fax: 718.392.8944 | www.securitech.com

HEIGHT	DESCRIPTION	ADD TO LIST PRICE
FOR VERTICAL ROD MODELS ONLY (7' Is Standard)		
8	For Doors Up to 96"	\$55
10	For Doors Up to 120"	225

MECHANICAL DOGGING	DESCRIPTION	ADD TO LIST PRICE
OPTIONAL (Electric Dogging Is Standard)		
D	Allen Keyed Dogging	45
KD	Cylinder Keyed Dogging	60

MAGLOCK	DESCRIPTION	ADD TO LIST PRICE
OPTIONAL (For Maglock Control Only)		
E0	Maglock By Others	-
E1	1,200 lb. Holding Force Electromagnetic Lock	670
E2	E1 With Bond Sensor	850
E3	E1 With Door Status Switch	850
E4	E1 With E2 & E3 Features	1030

SPECIAL FUNCTIONS	DESCRIPTION	ADD TO LIST PRICE
OPTIONAL (List As Needed)		
F1	Lever Position Switch	170
F3	Thick Door (2-2 1/2)	45
F4	LED Lever Release Indicator	305
F5	Security Fasteners	35
F6	Piezo Sounder For Lever	80

FINISH (For Trim Only)	DESCRIPTION	ADD TO LIST PRICE
630	Satin Stainless Steel	-
605	Bright Brass	390
606	Satin Brass	340
611	Bright Bronze	Call Factory
612	Satin Bronze	Call Factory
613	Oil Rubbed Bronze -Powder Coated-	230
629	Polished Stainless Steel	-
626	Satin Chrome	Call Factory

DOOR HANDING	DESCRIPTION	ADD TO LIST PRICE
LHR	Left Hand Reverse Door	-
RHR	Right Hand Reverse Door	-

SS Device

All hardware is manufactured for Standard 3' x 7' x 1-3/4" doors.



POWER SUPPLY Pricing

54-60 46th Street, Maspeth NY 11378 | toll: 800.622.LOCK | local: 718.392.9000 | fax: 718.392.8944 | www.securitech.com

POWER SUPPLY PRICE LIST

SINGLE DOOR POWER	DESCRIPTION	LIST PRICE
PS-D111	24vDC Release; Function Groups Begin With "D"	\$465
PS-A111	24vAC (30VA) Release; Function Groups Begin With "A"	465
PS-R111	Re-Entry DC Power; Function Groups Begin With "R"	465
PS-A112	24vAC (30VA) Release; Function Groups Begin With "A" Wet/Dry Input	550
PS-R121	24vDC Release; For Double Sided Trim (Fail Safe)	645
PS-D121	24vDC Release; For Double Sided Trim (Fail Secure)	645
-E	24vDC Electromagnetic Lock Power	add 200
-2	2 Separate Doors; Release By Single Input	add 200
TWO DOOR POWER	DESCRIPTION	LIST PRICE
PS-D131	24vDC Release; Function Groups Begin With "D"	595
PS-A131	24vAC (30VA) Release; Function Groups Begin With "A"; Access Control, Dry Contact	595
PS-R131	Re-Entry DC Power; Function Groups Begin With "R"	595
PS-A132	24vAC (30VA) Release; Function Groups Begin With "A"; Intercom, 16vAC Wet Input or Dry Contact	765
TIMED RELEASE	DESCRIPTION	LIST PRICE
PS-D141	24vDC Release; Function Groups Begin With "D"	1030
PS-R141	Re-Entry DC Power; Function Groups Begin With "R"	1030
-2	To Control 2 Doors With Single Timer	add 140

All hardware is manufactured for Standard 3' x 7' x 1-3/4" doors.



POWER TRANSFER Pricing

54-60 46th Street, Maspeth NY 11378 | toll: 800.622.LOCK | local: 718.392.9000 | fax: 718.392.8944 | www.securitech.com

POWER TRANSFER PRICE LIST

YAMAKA	DESCRIPTION	LIST PRICE
YMK-20	Power Transfer Module; Mounts On Top Of Door; Flat Plate Onto Header	\$105
YMK-21	Power Transfer Module; Mounts In Frame With Flat Plate On Door	115
DOOR CORDS	DESCRIPTION	LIST PRICE
DC1-18-A	18" Loop; Stainless Steel Cable, Aluminum Finish Cap	75
DC1-18-D	18" Loop; Stainless Steel Cable, Duronodic Finish Cap	75
DC1-24-A	24" Loop; Stainless Steel Cable, Aluminum Finish Cap	85
DC1-24-D	24" Loop; Stainless Steel Cable, Duronodic Finish Cap	85
PANIC BAR CORD	DESCRIPTION	LIST PRICE
PTC-48	For Doors Up To 36"; Stainless Steel Cable, Includes Clips For Panic Bar	80
PTC-60	For Doors Up To 48"; Stainless Steel Cable, Includes Clips For Panic Bar	100
PTCP-48	For Doors Up To 48"; Stainless Steel Cable & Pipe, Includes Clips For Levers	170
MINI-HINGE	DESCRIPTION	LIST PRICE
ECHFM-R-AL-4	Matches Roton 780-112 - 4 Wires - Aluminum	195
ECHFM-R-DU-4	Matches Roton 780-112 - 4 Wires - Duronodic	195
ECHFM-Z-AL-4	Matches Zero 910 - 4 Wires - Aluminum	195
ECHFM-Z-DU-4	Matches Zero 910 - 4 Wires - Duronodic	195
ECHFM-R-AL-6	Matches Roton 780-112 - 6 Wires - Aluminum	220
ECHFM-R-DU-6	Matches Roton 780-112 - 6 Wires - Duronodic	220
ECHFM-Z-AL-6	Matches Zero 910 - 6 Wires - Aluminum	220
ECHFM-Z-DU-6	Matches Zero 910 - 6 Wires - Duronodic	220
ECHFS-R-AL-4	Matches Roton 780-157 - 4 Wires - Aluminum	280
ECHFS-R-DU-4	Matches Roton 780-157 - 4 Wires - Duronodic	280
ECHFS-Z-AL-4	Matches Zero 935 - 4 Wires - Aluminum	280
ECHFS-Z-DU-4	Matches Zero 935 - 4 Wires - Duronodic	280
ECHHS-R-AL-4	Matches Roton 780-054 - 4 Wires - Aluminum	280
ECHHS-R-DU-4	Matches Roton 780-054 - 4 Wires - Duronodic	280
ECHHS-Z-AL-4	Matches Zero 920 - 4 Wires - Aluminum	280
ECHHS-Z-DU-4	Matches Zero 920 - 4 Wires - Duronodic	280
ELECTRIFIED HINGE	DESCRIPTION	LIST PRICE
EH4040-626-4	Full Mortise; 4 Wires, 4" Tall, 4" Wide	335
EH4540-626-4	Full Mortise; 4 Wires, 4.5" Tall, 4" Wide	335
EH4545-626-4	Full Mortise; 4 Wires, 4.5" Tall, 4.5" Wide	335
EH5045-626-4	Full Mortise; 4 Wires, 5" Tall, 4.5" Wide	390
EH5050-626-4	Full Mortise; 4 Wires, 5" Tall, 5" Wide	390
	For Door Position Switch Change Designation "EH" To "ED"	add 180
	For 6 Wires; Change Last Designation To -6	add 90
	For 8 Wires; Change Last Designation To -8	add 140
	For 10 Wires; Change Last Designation To -10	add 165
	Change Finish Designation From "626" To 630 (Stainless Steel)	add 105
	Contact Factory For Heavy Hinge Pricing	

All hardware is manufactured for Standard 3' x 7' x 1-3/4" doors.

RACHIE™ Pricing

54-60 46th Street, Maspeth NY 11378 | 800.622.LOCK | local: 718.392.9000 | fax: 718.392.8944 | www.securitech.com

CODE-COMPLIANT ENTRY & EXIT CONTROL SYSTEMS

Below is pricing for Securitech's basic 2 door RACHIE Entry & Exit Control Systems.
Contact the factory for Custom Entry & Exit Control Systems.



BASIC RACHIE MODEL PRICING

SYSTEM (see E6.0)	DESCRIPTION	LIST PRICE
RA-M101	RA-M100 Controller; 2 Doors With Electromagnetic Locks A/B Door: "A" Series Mortise Lock With GG Trim, Bond Sensor, Door Status Switch, Security Fasteners, 630 Stainless Steel Finish Exterior: Fail-Secure Interior: Fail-Safe C/D Door: "A" Series Mortise Lock With GG Trim, Bond Sensor, Door Status Switch, 630 Stainless Steel Finish Exterior: Fail-Secure Interior: Fail-Secure	Call Factory
RA-M102	RA-M100 Controller; 2 Doors With Electromagnetic Locks A/B Door: "A" Series Mortise Lock With GG Trim, Bond Sensor, Door Status Switch, Security Fasteners, 630 Stainless Steel Finish Exterior: Fail-Secure Interior: Fail-Safe C/D Door: "A" Series Mortise Lock With GG Trim, Bond Sensor, Door Status Switch, 630 Stainless Steel Finish Exterior: Fail-Secure Interior: Fail-Safe	Call Factory
RA-M103	RA-M100 Controller; 2 Doors With Electromagnetic Locks A/B Door: "A" Series Mortise Lock With GG Trim, Bond Sensor, Door Status Switch, Security Fasteners, 630 Stainless Steel Finish Exterior: Fail-Secure Interior: Fail-Safe C/D Door: "A" Series Mortise Lock With GG Trim, Bond Sensor, Door Status Switch, 630 Stainless Steel Finish Exterior: Fail-Safe Interior: Fail-Safe	Call Factory
RA-M104	RA-M100 Controller; 2 Doors With Electromagnetic Locks A/B Door: "A" Series Mortise Lock With GG Trim, Bond Sensor, Door Status Switch, Security Fasteners, 630 Stainless Steel Finish Exterior: Fail-Safe Interior: Fail-Safe C/D Door: "A" Series Mortise Lock With GG Trim, Bond Sensor, Door Status Switch, 630 Stainless Steel Finish Exterior: Fail-Safe Interior: Fail-Safe	Call Factory

All hardware is manufactured for Standard 3' x 7' x 1-3/4" doors.

RACHIE™ Pricing

54-60 46th Street, Maspeth NY 11378 | 800.622.LOCK | local: 718.392.9000 | fax: 718.392.8944 | www.securitech.com

CODE-COMPLIANT ENTRY & EXIT CONTROL SYSTEMS

*Below is pricing for Securitech's basic 2 door RACHIE Entry & Exit Control Systems.
Contact the factory for Custom Entry & Exit Control Systems.*



BASIC RACHIE MODEL PRICING

SYSTEM (see E6.0)	DESCRIPTION	LIST PRICE
RA-E101	RA-E100 Controller; 2 Doors With Electric Trims Only A/B Door: "A" Series Mortise Lock With GG Trim, Door Position Switch Body, Request-To-Exit (both sides), Latch Position Switch 630 Stainless Steel Finish Exterior: Fail-Secure Interior: Fail-Safe C/D Door: "A" Series Mortise Lock With GG Trim, Lever Postion Switch, Latch Position Switch, Request-To-Exit (both sides), Door Position Switch, 630 Stainless Steel Finish Exterior: Fail-Secure Interior: Fail-Secure	Call Factory
RA-E102	RA-E100 Controller; 2 Doors With Electric Trims Only A/B Door: "A" Series Mortise Lock With GG Trim, Door Position Switch Body, Request-To-Exit (both sides), Latch Position Switch 630 Stainless Steel Finish Exterior: Fail-Secure Interior: Fail-Safe C/D Door: "A" Series Mortise Lock With GG Trim, Lever Postion Switch, Latch Position Switch, Request-To-Exit (both sides), Door Position Switch, 630 Stainless Steel Finish Exterior: Fail-Secure Interior: Fail-Safe	Call Factory
RA-E103	RA-E100 Controller; 2 Doors With Electric Trims Only A/B Door: "A" Series Mortise Lock With GG Trim, Door Position Switch Body, Request-To-Exit (both sides), Latch Position Switch 630 Stainless Steel Finish Exterior: Fail-Secure Interior: Fail-Safe C/D Door: "A" Series Mortise Lock With GG Trim, Lever Postion Switch, Latch Position Switch, Request-To-Exit (both sides), Door Position Switch, 630 Stainless Steel Finish Exterior: Fail-Safe Interior: Fail-Safe	Call Factory
RA-E104	RA-E100 Controller; 2 Doors With Electric Trims Only A/B Door: "A" Series Mortise Lock With GG Trim, Door Position Switch Body, Request-To-Exit (both sides), Latch Position Switch 630 Stainless Steel Finish Exterior: Fail-Safe Interior: Fail-Safe C/D Door: "A" Series Mortise Lock With GG Trim, Lever Postion Switch, Latch Position Switch, Request-To-Exit (both sides), Door Position Switch, 630 Stainless Steel Finish Exterior: Fail-Safe Interior: Fail-Safe	Call Factory

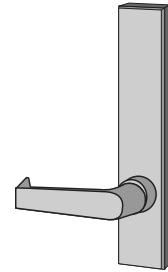
All hardware is manufactured for Standard 3' x 7' x 1-3/4" doors.

ARTE™ Pricing

54-60 46th Street, Maspeth NY 11378 | 800.622.LOCK | local: 718.392.9000 | fax: 718.392.8944 | www.securitech.com

CODE-COMPLIANT RELEASE OF ELECTROMAGNETIC LOCKS

*Below is pricing for Securitech's popular ELECTRA models.
To price other custom models start with the series as the base price.
Add the appropriate prices for each designation.
The total is the model's list price.*



POPULAR MODEL PRICING (Specify handing.)

MODELS (page E5.1)	LIST PRICE
STL-G10-SJN-EO-630 Single Trim With Jack-Nuts; No Lock Control	\$585
STA-G10-PTB-EO-630 Pair Of Trims With Thru-Bolts; "A" Series Mortise Lock	\$930

ARTE PRICE LIST

SERIES	DESCRIPTION	LIST PRICE
STL	Single Lever Trim Only; No Lock Control	585
STA	Single Lever Trim With "A" Series Mortise Lock	750
STC	Single Lever Trim With Cylindrical Latch set	690
STM	Mini Mortise Lock	740
STN	Narrow Stile Mortise Lock	740
STX	Single Lever Trim With Mortise Lock By Others	690
M	Change "T" To "M" For Maglock Control - Single Trim	add 155
	- Pair of Trims	add 300

TRIM STYLE	DESCRIPTION	ADD TO LIST PRICE
G1	GG Style Trim	

LEVER TYPE	DESCRIPTION	ADD TO LIST PRICE
0	Standard With Return	Single/Pair
2	Tapered	45 80
3	Tubular With Return	45 80
4	Tapered With Return	45 80

TRIM SIDES	DESCRIPTION	ADD TO LIST PRICE
S	Single Trim	-
P	Pair; Exterior Lever Does Not Have Switches	155

MOUNTING	DESCRIPTION	ADD TO LIST PRICE
OPTIONAL (For Single Trim Models Only)		
JN	Jack-Nuts	-
TB	Thru-Bolt	25

MAGNETIC LOCK	DESCRIPTION	ADD TO LIST PRICE
OPTIONAL (Maglock Control Models Only)		
E0	Maglock By Others	-
E1	1,200 lb. Holding Force	670
E2	E1 With Bond Sensor	850
E3	E1 With Door Status Switch	850
E4	E1 With E2 & E3 Features	1060

CONTINUED ON NEXT PAGE

All hardware is manufactured for Standard 3' x 7' x 1-3/4" doors.

ARTE™ Pricing

54-60 46th Street, Maspeth NY 11378 | 800.622.LOCK | local: 718.392.9000 | fax: 718.392.8944 | www.securitech.com

SPECIAL OPTIONS	DESCRIPTION	ADD TO LIST PRICE
OPTIONAL (List As Needed)		
F3	Thick Door (2 - 2 1/2")	\$40
F5	Security Fasteners	35
F7	Exterior Lever Activated Switch	150
FINISH	DESCRIPTION	ADD TO LIST PRICE
630	Satin Stainless Steel	-
605	Bright Brass	360
606	Satin Brass	300
625	Bright Chrome	360
626	Satin Chrome	360
HANDING	DESCRIPTION	ADD TO LIST PRICE
LH	Left Hand	-
LHR	Left Hand Reverse	-
RH	Right Hand	-
RHR	Right Hand Reverse	-

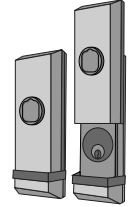
All hardware is manufactured for Standard 3' x 7' x 1-3/4" doors.



SECURIGUARD™ Pricing

54-60 46th Street, Maspeth NY 11378 | 800.622.LOCK | local: 718.392.9000 | fax: 718.392.8944 | www.securitech.com

CONCEALED CYLINDER RESISTS VANDALISM, BUMPING, & UNAUTHORIZED KEY USE



Select a model and finish.

SECURIGUARD PRICE LIST

MODELS	DESCRIPTION	LIST PRICE
6300	Standard Unit	\$215
6302	Use Over 'Schlage' Dead Bolts	250
6305	For IC Cylinders (includes 63BAP)	250
63PP	With Pull For Use With Exit Devices	415
6310	6300 Furnished With 3 Keys	230
6315	6305 Furnished With 3 Keys	280
6400	6300 With Removable Bay	235
6402	6302 With Removable Bay	290
6405	6305 With Removable Bay	290
64PP	63PP With Removable Bay	440
6300DG	Blank Faceplates - No Locking	130
FINISH	DESCRIPTION	LIST PRICE
AL	Aluminum	
JB	Jet Black	
ACCESSORIES	DESCRIPTION	LIST PRICE
63BAP	Converts 6300 Or 6310 For Use With Removable Core Cylinders	50
63KEY	1 Additional Key With Combination	22
63BAY	2 Replacement Locking Bay With 2 Keys	130

All hardware is manufactured for Standard 3' x 7' x 1-3/4" doors.

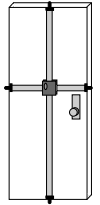


MP POLICE LOCK Pricing

54-60 46th Street, Maspeth NY 11378 | 800.622.LOCK | local: 718.392.9000 | fax: 718.392.8944 | www.securitech.com

SURFACED APPLIED MULTI-POINT LOCKING SYSTEMS

To price a model, start with the locking points as the base price.
 Add the appropriate prices for each designation.
 The total is the model's list price.



POPULAR MODEL PRICING

MODELS (page M2.2)		LIST PRICE
4840B-TTHG-37	4-Point Auxiliary Lock For Outswinging Doors; Hard Guard	\$735
4840A-TTHG-37	4-Point Auxiliary Lock For Inswinging Doors; Hard Guard	\$735
4840B-TTBG-37	4-Point Auxiliary Lock For Outswinging Doors; Best Guard	\$760
4840A-TTBG-37	4-Point Auxiliary Lock For Inswinging Doors; Best Guard	\$760

MP POLICE LOCK PRICE LIST

LOCKING POINTS	DESCRIPTION	LIST PRICE
4840	4-Point (2 Vertical, 2 Horizontal)	655
4822	2-Point (2 Vertical)	520
4820	2-Point (2 Horizontal)	500

BOLT TYPE	DESCRIPTION	
A	Inswing Doors; Square Deadbolts	-
B	Outswing Doors; Round Deadbolts	-

INTERIOR	DESCRIPTION	
TT	Thumbturn	-
LT	Elongated Turnpiece	55
CO	Keyed Cylinder (Cylinder Included)	155

EXTERIOR	DESCRIPTION	ADD TO LIST PRICE
XX	No Exterior Operation	-
HG	Hard Guard	80
LG (BG)	Best Guard (Small & Large Format IC Core)	105
SG	Securiguard	300
DG	Dust Guard	200
SR	Securiguard With Removable Bay	315
TG	Thumb Guard	490

SIZE	DESCRIPTION	ADD TO LIST PRICE
37	For Doors Up To 36" Wide & 84" Tall	-
38	For Doors Up To 36" Wide & 96" Tall	75
47	For Doors Up To 48" Wide & 84" Tall	75
48	For Doors Up To 48" Wide & 96" Tall	115

ACCESSORIES	DESCRIPTIONS	ADD TO LIST PRICE
MPK-EK6	6" Extension Rod	105
MPK-EK12	12" Extension Rod	105
MPK-EK24	24" Extension Rod	120
MPK-SP6	Set Of 3 Thick & 3 Thin Shims	40
MPK-SB	Strike Bracket	30
MPK-TD	Thick Door Kit	30
MPK-IN	Door Status Indicator	120
MPK-MS	Bolt Monitor Switch	120
MPK-TB2	Set of 2 Thru-Bolted Anti-Pry Plates	70
MPK-TB3	Set of 3 Thru-Bolted Anti-Pry Plates	95
MPK-TB4	Set of 4 Thru-Bolted Anti-Pry Plates	130