




In or Out... we make it Easy!®

**Larger LED
for Better Visibility**
(SCS versions only)



8371

Single Outswinging
Interior Doors

1"D x 1-7/8"W x 9-3/8"L
(25mm x 48mm x 238mm)

Including 3/16" (4.8mm) mounting bracket

8372

Double Outswinging
Interior Doors without Mullion

1"D x 1-7/8"W x 18-3/4"L
(25mm x 48mm x 476mm)

Including 3/16" (4.8mm) mounting bracket



Features & Benefits

- Larger LED for better visibility (SCS versions only)
- Low energy consumption
- Field selectable voltage – 12/24 VDC
- Stabilizing 4 bolt "Drop Stop" mounting (8-bolt for 8372)
- Adjustable keyhole mounting
- MOV surge protection
- No residual magnetism
- Easy-access wiring cavity
- Hardened steel armature nut
- Brushed Anodized Aluminum, Brushed Anodized Dark Bronze finish

Surface MiniMags®

Our low-profile MiniMags® have been extremely popular for interior traffic control. These short electromagnetic locks install perfectly alongside most automatic door operators or stop-mounted door hardware, reducing installation time and eliminating the need for extra brackets.

The MiniMags® design of 1-7/8" width helps keep undersized openings within code. This is the ideal magnet for use on narrow-style aluminum doors!

The 8372 double version is especially useful on pairs of doors without mullions.

Highlights

- Listed to UL 10C, rated 1 hour auxillary lock for fire rated doors
- Low-Profile Design
- Up to 750 lbs. holding force on each electromagnet
- Dual Voltage
- cULus Listed
- CSFM Listed
- Lifetime Warranty

Applications

INTERIOR

8371

- Single Outswinging Doors
- Single Inswinging Doors (use with Z bracket)

8372

- Pairs of Outswinging Doors without mullion
- Pairs of Inswinging Doors without mullion (use Z brackets)

Optional Mounting Accessories

- Armature Plate Holders
- Angle Brackets
- Filler Bars
- Glass Door Brackets
- Spacers
- Top Jamb "Z" Bracket Kits for Inswinging Doors
- Armature Plates
- Hardware Kits

Note: Accessories may impact holding force.

Options

- DSS.....Door Status Sensor (8371)
- 2DSS.....2 Door Status Sensors for 8372
- SCS.....Security Condition Sensor with LED (8371)
- 2SCS.....2 Security Condition Sensors with LED (8372)
- DSS/SCS.....Door Status Sensor / Security Condition Sensor with LED Combination (8371)
- 2DSS/SCS.....2 Door Status Sensors/Security Condition Sensors with LED Combination (8372)
- Special Finishes..... Available only on magnet cover wraps
- MCW8371.....Magnet Cover Wraps (8371)
- MCW8372.....Magnet Cover Wraps (8372)

Specifications

8371

8372



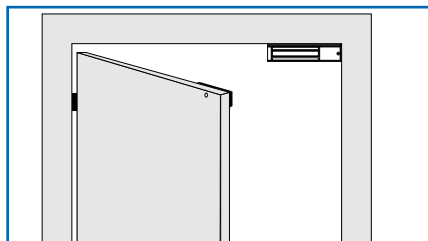
In or Out... we make it Easy!®

NOTE: Specifications are subject to change without notice.

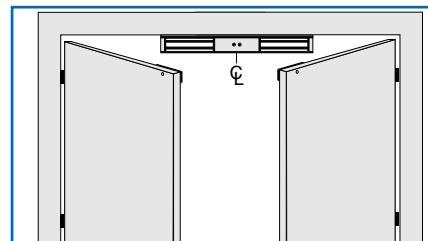
Specifications	8371	8372
Housing Dimensions	1"D x 1-7/8"W x 9-3/8"L (25mm x 48mm x 238mm) (including 3/16" (4.8mm) mounting bracket)	1" D x 1-7/8"W x 18-3/4"L (25mm x 48mm x 476mm) (including 3/16" (4.8mm) mounting bracket)
Armature Plate Dimensions	1/2"D x 1-1/2"W x 7-1/4"L (13mm x 38mm x 185mm)	1/2"D x 1-1/2"W x 7-1/4"L (13mm x 38mm x 185mm)
Voltage	Field selectable 12/24 VDC Tolerance ±10%	Field selectable 12/24 VDC Tolerance ±10%
Power/Current Requirements	Max 0.52A at 12 VDC Max 0.26A at 24 VDC	Max 0.52A at 12 VDC (each lock) Max 0.26A at 24 VDC (each lock)
Holding Force	One-point locking (up to 750 pounds)	Two-point locking (up to 750 pounds each point)
Output Relays	SCS (with LED) – SPDT 1.0A @ 24VDC DSS – SPST 0.20A @ 12VDC and 0.12A @ 24VDC	SCS (with LED) – SPDT 1.0A @ 24VDC (each lock) DSS – SPST 0.20A @ 12VDC and 0.12A @ 24VDC (each lock)
Wiring Requirements	2 wires – power input Up to 5 wires output	2 or 4 wires – power input Up to 5-10 wires output
Operating Temperature	14 to 140° F (-10 to 60° C)	14 to 140° F (-10 to 60° C)
Certification	cULus Listed, CSFM	cULus Listed, CSFM

NOTE: RCI recommends frame reinforcement and our 10 Series filtered, regulated DC power supplies.

Function Descriptions	
Security Condition Sensor Output (SCS)	Electronic field presence sensor for remote and local LED indication of lock status (locked or unlocked), reduced holding force caused by materials between magnet and plate, and unlocked device due to current loss.
LED Indicator	Included on SCS option the LED gives a local indication of lock status: Red – unsecured; Green – secured.



8371 TYPICAL INSTALLATION



8372 TYPICAL INSTALLATION

NOTE: A minimum distance of 41.3mm (1-5/8") is required without the need of a mounting accessory. Should you require a mounting accessory please see our literature or contact Customer Service at 1-800-265-6630 / 519-621-7651.

RCI also offers a complete line of Electric Strikes, Electric Locks, Power Supplies, Switches, Keypads & Readers, Exit Devices, Systems & Door Hardware.